

# aiwa



## AV-D35

---

STEREO AV RECEIVER

---

• TYPE:U<B>

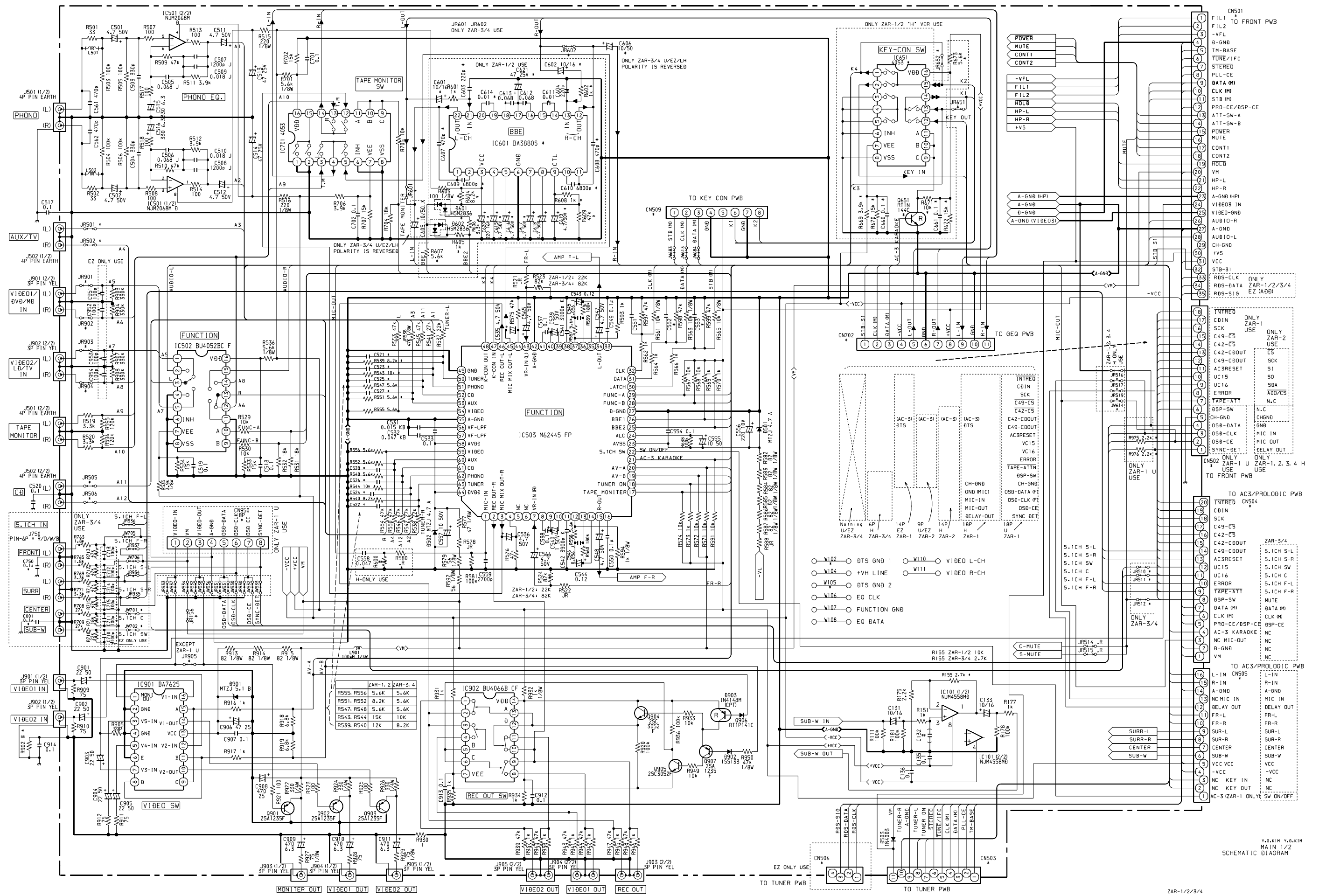
**SIMPLE MANUAL**

• Replace this Service Manual with "Revision Publishing" when it is issued.

S/M Code No. 09-993-326-8T1

MANUAL  
SERVICE

SCHEMATIC DIAGRAM - 1 (MAIN 1/2)



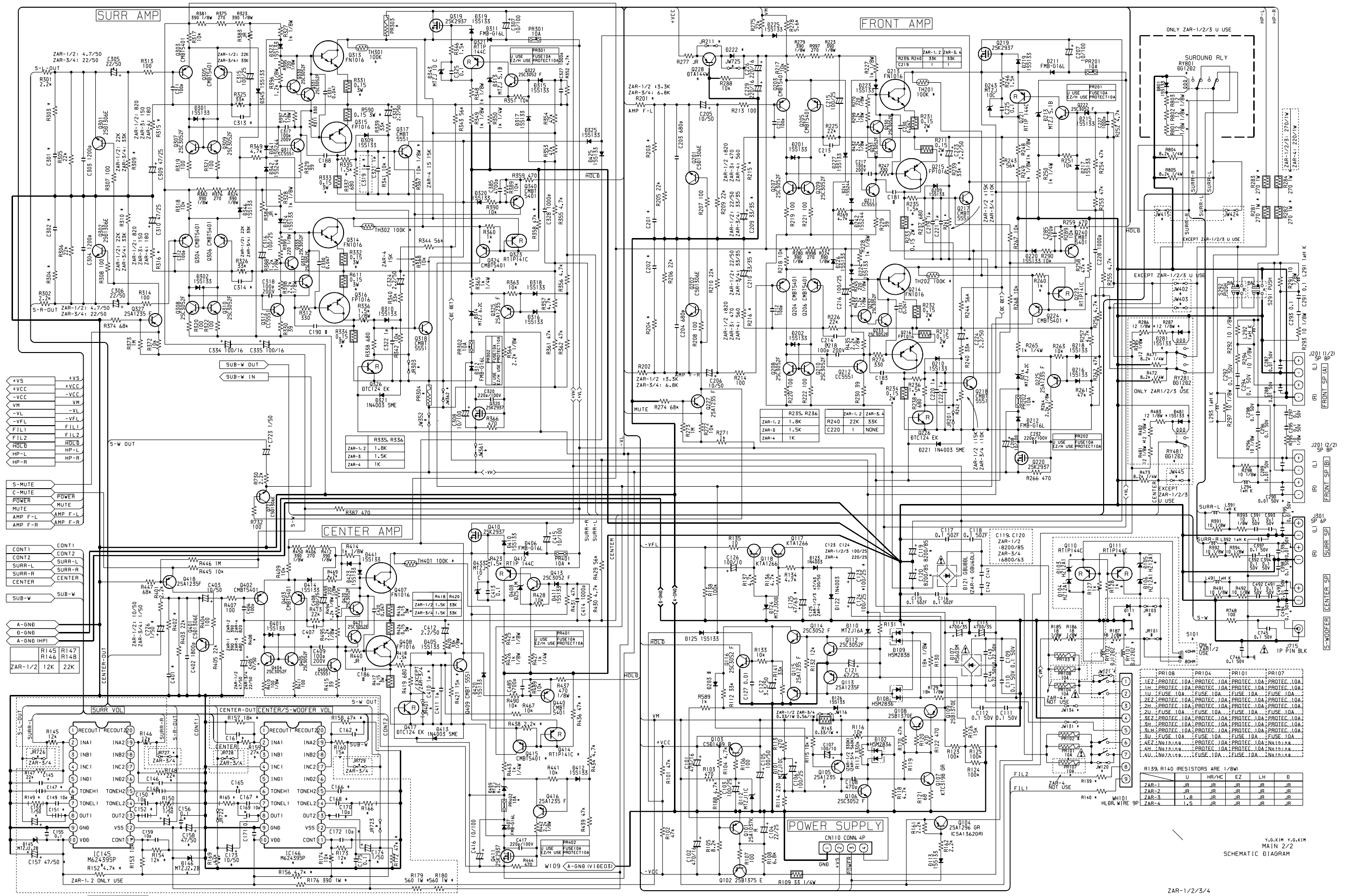
IR-RAR-MN-II-PT1

ZAR-1/2/3/4

Y.G.KIM Y.G.KIM  
MAIN 1/2  
SCHEMATIC DIAGRAM

11 FEB 1999

SCHEMATIC DIAGRAM - 2 (MAIN 2/2)



- +VS
- +VCC
- VCC
- VM
- VL
- VFL
- FIL1
- FIL2
- HOLB
- HP-L
- HP-R
- S-MUTE
- C-MUTE
- POWER
- MUTE
- AMP F-L
- AMP F-R
- CONT1
- CONT2
- SURR-L
- SURR-R
- CENTER
- SUB-W
- A-GND
- D-GND
- A-GND (HP)
- R145
- R147
- R146
- R148
- ZAR-1/2
- 12K
- 22K

Y.G.KIM Y.G.KIM  
MAIN 2/2  
SCHEMATIC DIAGRAM  
ZAR-1/2/3/4  
11 FEB 1999

B-BAR-MN-U-P2

# SCHEMATIC DIAGRAM - 3 (FRONT)

## DIODE MATRIX

ZAR-1/2/3/4

	U	HR/HC	EZ	LH
B113	RDS	-/-	-/-	-/-
B112	FMI	-/-	-/-	-/-
B111	LW	-/-	-/-	-/-
B115	AMST/WIBE	-/-	-/-	-/-
B116	AM 10K STEP	-/-	-/-	-/-
B117	KARAOKE	-/-	-/-	-/-
B118	OSD	-/-	-/-	-/-
B119	AC-3	-/-	-/-	-/-
B110	DTS	-/-	-/-	-/-
B114	BBF	-/-	-/-	-/-

## PIN NUMBERS

CON 202/203

	U	HR/HC	EZ	LH
ZAR-1	32/18	32/18	35/14	-
ZAR-2	32/9	32/14	35/9	-
ZAR-3	32/0	32/6	35/0	32/0
ZAR-4	32/0	32/6	35/0	-

	ZAR-1/2 (1/4W)	ZAR-3/4 (1/4W)
HR/HC/LH	NONE	NONE
EZ	NONE	NONE
U	NONE	NONE
Ø	NONE	NONE

R102, 103

	U	HR/HC	EZ	LH	Ø
ZAR-1	JW	JW	JW	JW	JW
ZAR-2	JW	JW	JW	JW	JW
ZAR-3	JW	JW	JW	JW	JW
ZAR-4	JW	JW	JW	JW	JW

C401

	U	HR/HC	EZ	LH	Ø
ZAR-1	NONE	1000P	NONE	NONE	NONE
ZAR-2	NONE	1000P	NONE	NONE	NONE
ZAR-3	NONE	1000P	NONE	NONE	NONE
ZAR-4	NONE	1000P	NONE	NONE	NONE

ZAR-1/2/3/4

	U	HR/HC	EZ	LH	Ø
R405: 47	NONE	47	NONE	NONE	NONE
R121: 100	NONE	100	NONE	NONE	NONE
R321: 100	NONE	100	NONE	NONE	NONE
JW103: JW	NONE	JW	NONE	NONE	NONE

ZAR-1/2/3/4 (1K 1/10W)

	U	HR/HC	EZ	LH	Ø
R136, R137	1K	NONE	NONE	NONE	NONE
R138	1K	NONE	NONE	NONE	NONE

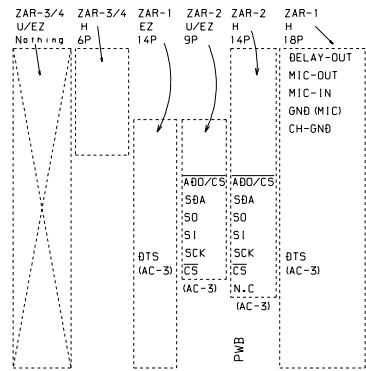
ZAR-1/2/3/4 (1K 1/10W)

	U	HR/HC	EZ	LH	Ø
R139	1K	NONE	1K	1K	1K

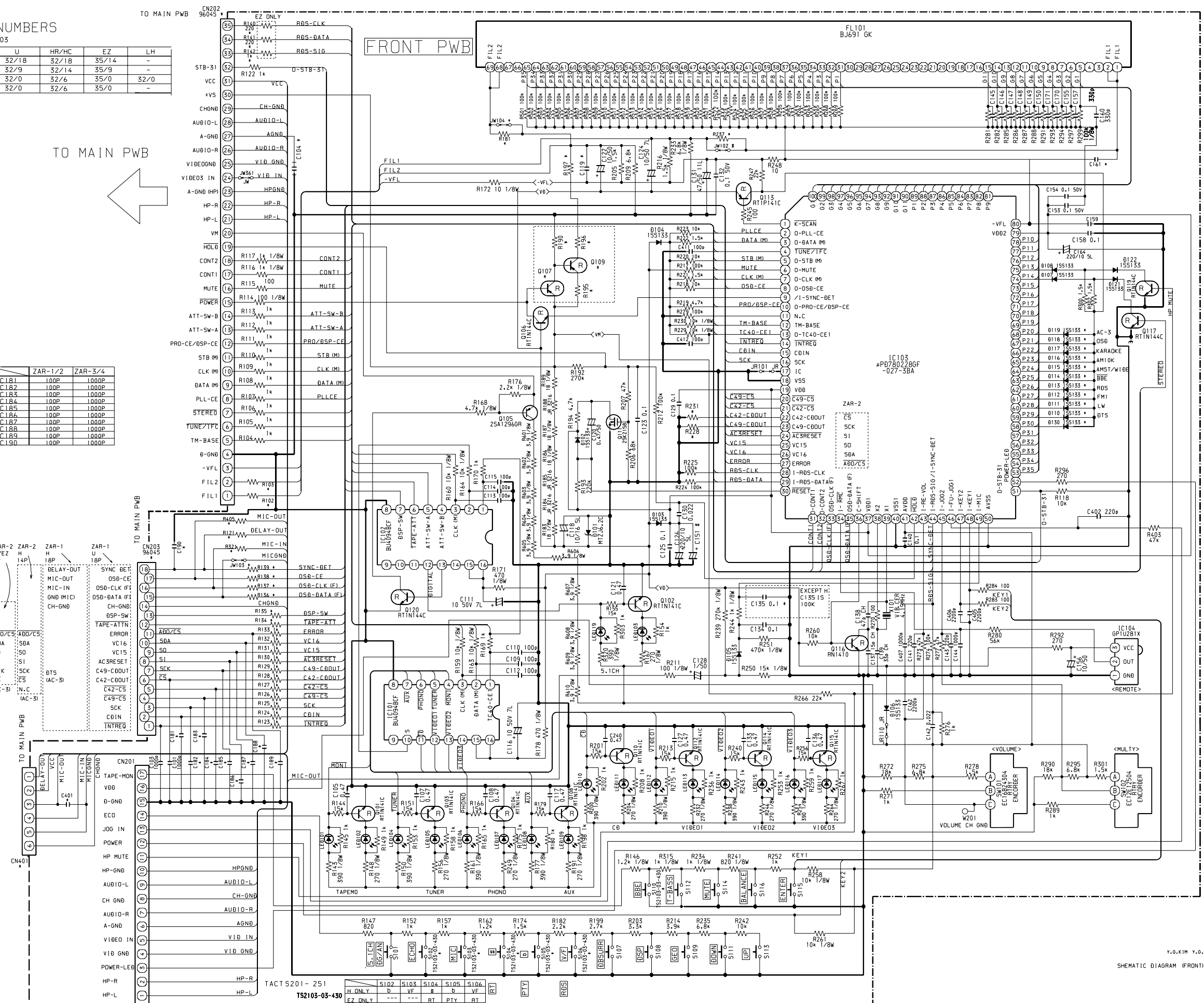
R134, R135 (1K 1/10W)

	U	HR/HC	EZ	LH	Ø
ZAR-1/2	1K	1K	1K	1K	1K
ZAR-3/4	NONE	NONE	NONE	NONE	NONE

	ZAR-1/2	ZAR-3/4
C181	100P	1000P
C182	100P	1000P
C183	100P	1000P
C184	100P	1000P
C185	100P	1000P
C186	100P	1000P
C187	100P	1000P
C188	100P	1000P
C189	100P	1000P
C190	100P	1000P



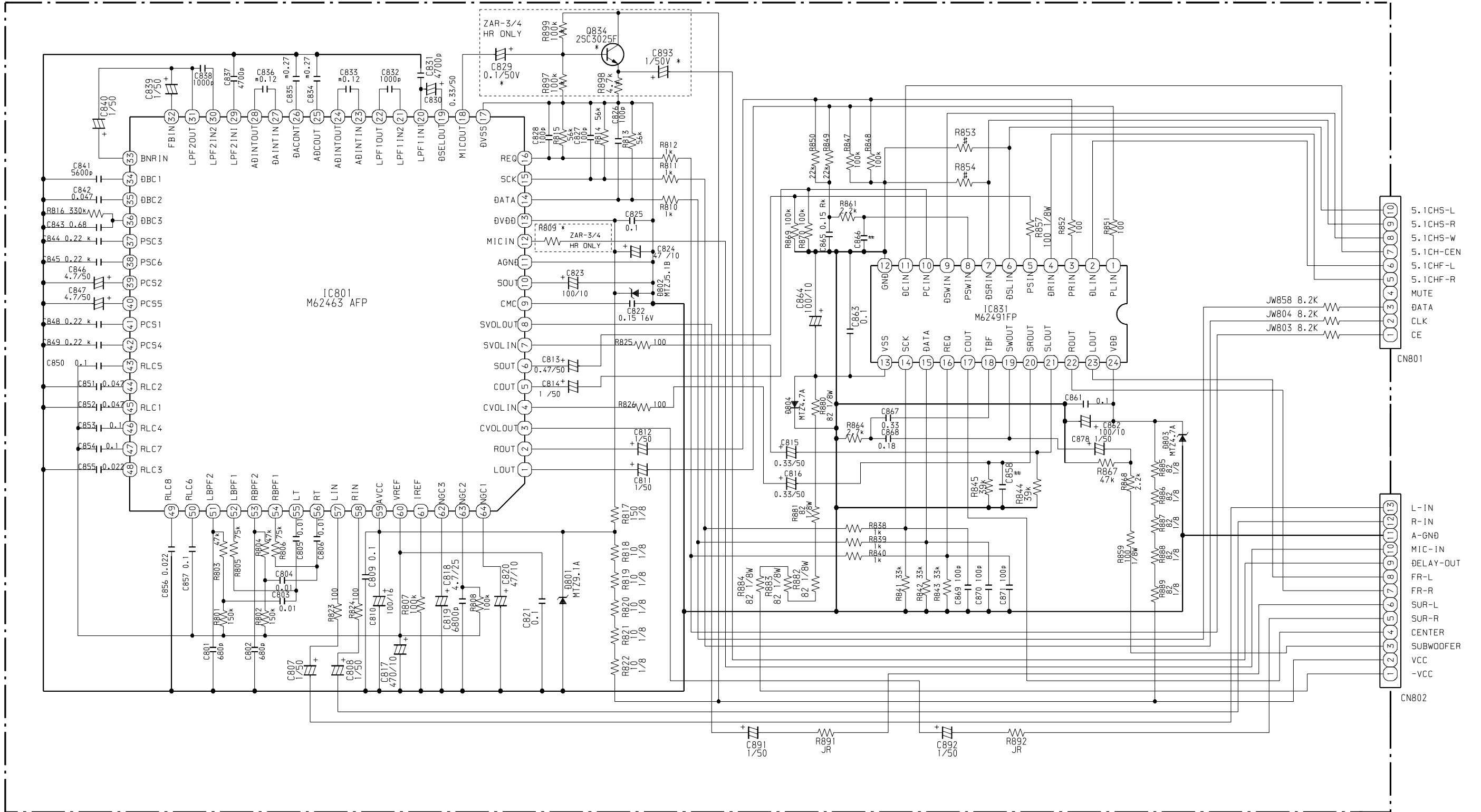
SLR-342VCTB1	SLR-342VCTB1
LED101	LED102
LED104	LED103
LED106	LED105
LED108	LED107
LED110	LED109
LED112	LED111
LED114	LED113
LED116	LED115
LED119	LED117



TACT S201 - 251  
TS2103-03-430

	S102	S103	S104	S105	S106
H ONLY	D	VF	F	P	VF
EZ ONLY	---	---	RT	PTY	RT

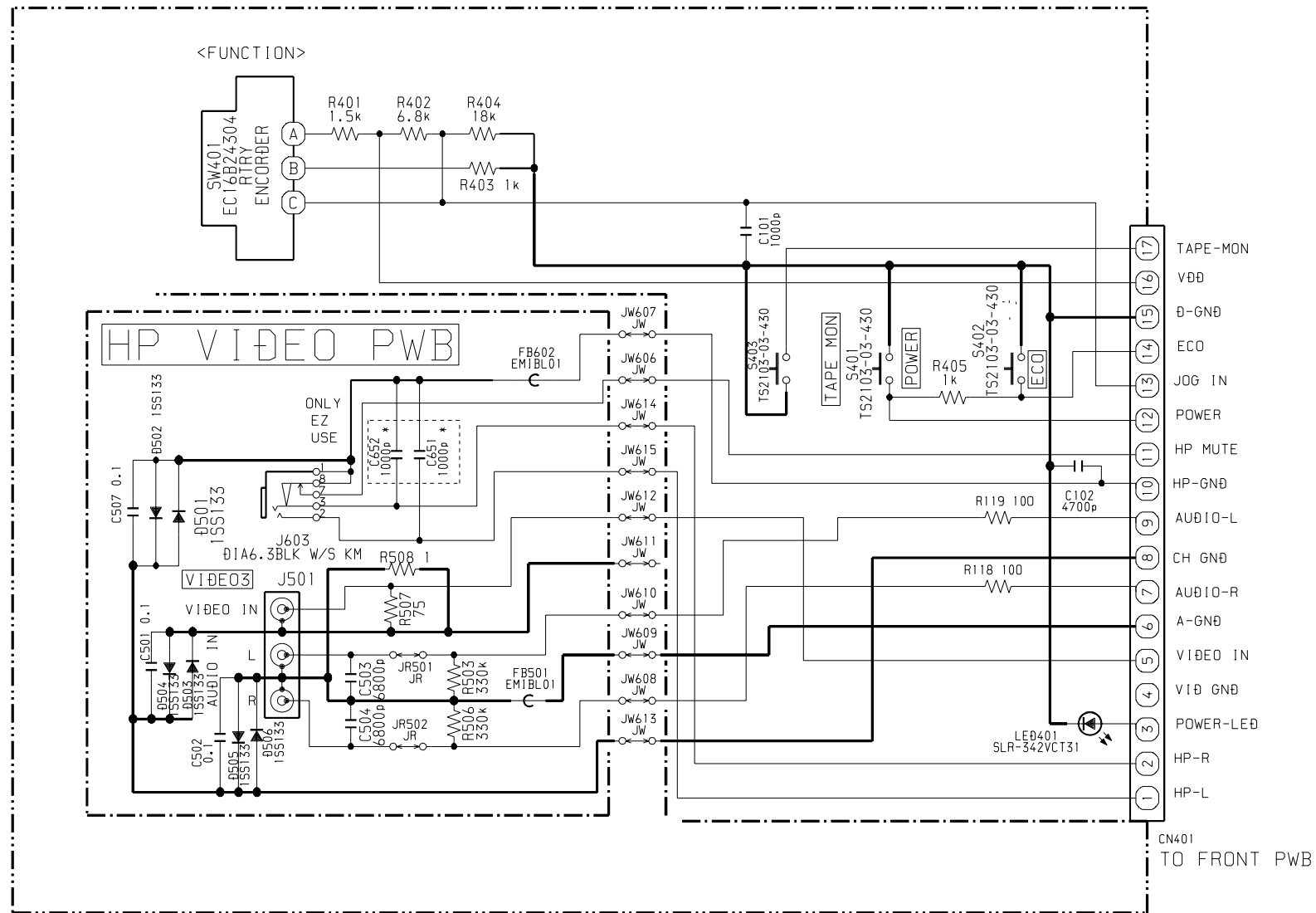
SCHEMATIC DIAGRAM - 4 (PRO LOGIC)



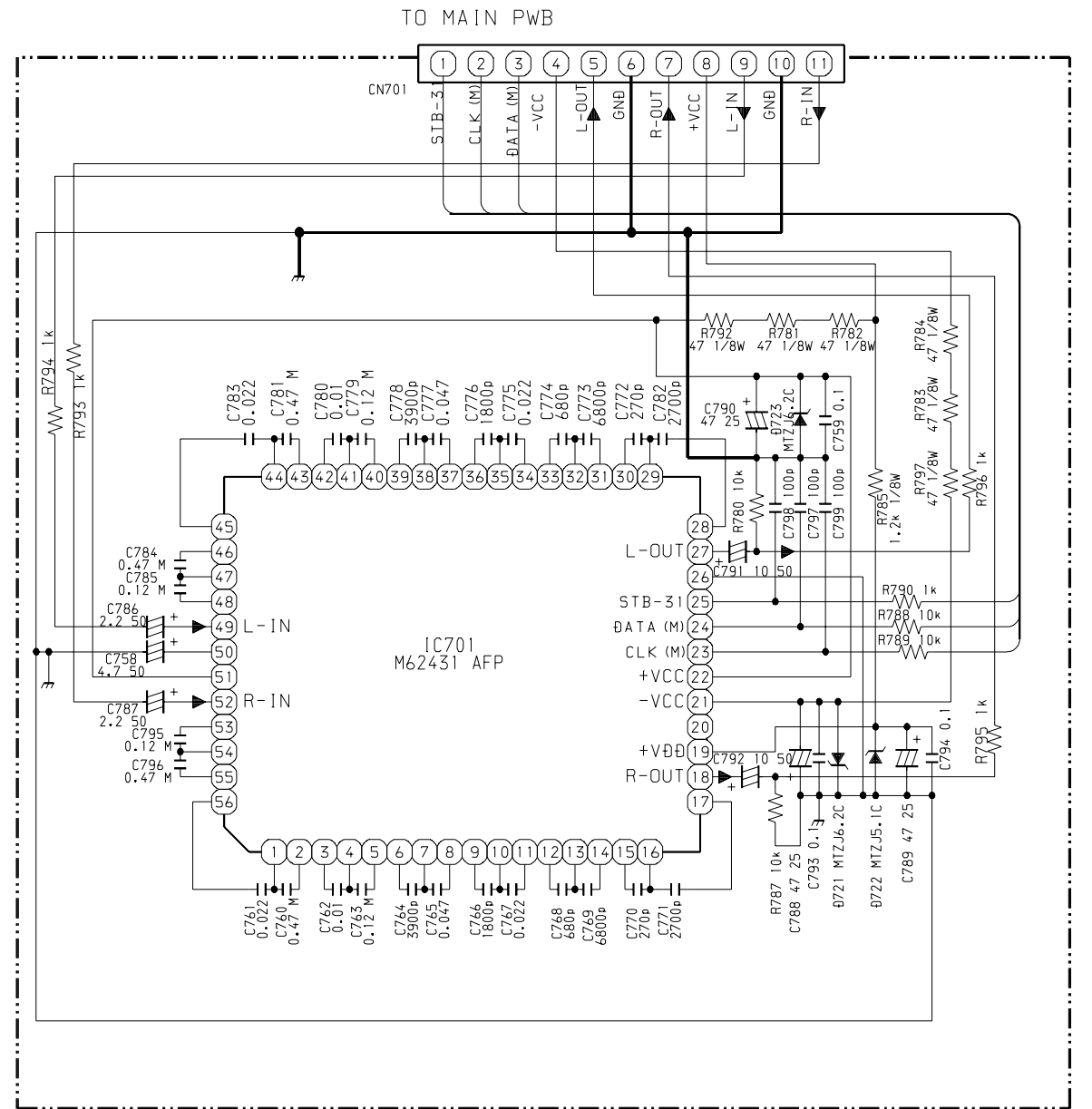
- 5.1CHS-L
- 5.1CHS-R
- 5.1CHS-W
- 5.1CH-CEN
- 5.1CHF-L
- 5.1CHF-R
- MUTE
- DATA
- CLK
- CE

- L-IN
- R-IN
- A-GND
- MIC-IN
- DELAY-OUT
- FR-L
- FR-R
- SUR-L
- SUR-R
- CENTER
- SUBWOOFER
- VCC
- VCC

SCHEMATIC DIAGRAM - 5 (HP)

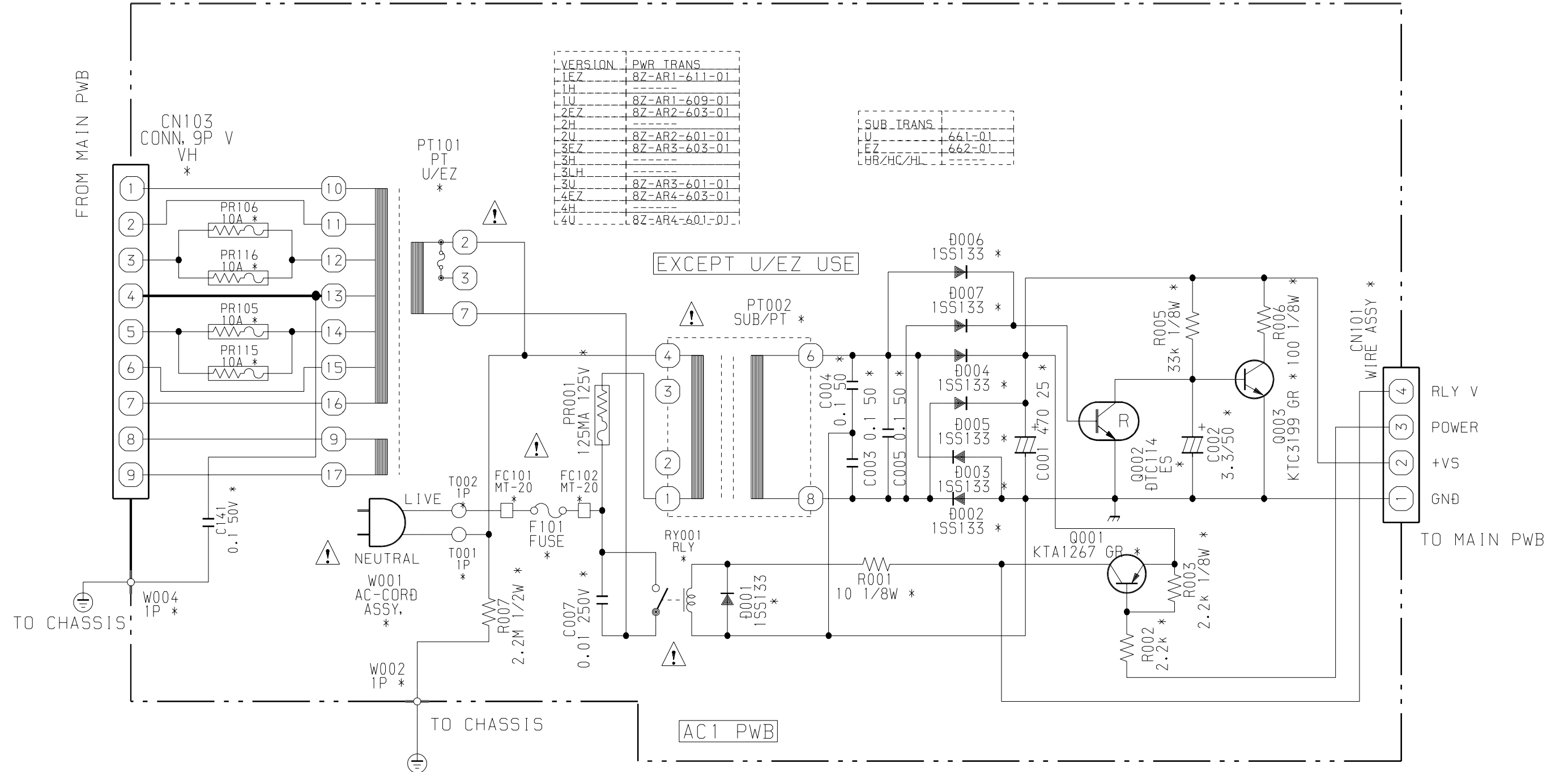


HP VIDEO PWB



GEQ PWB

SCHEMATIC DIAGRAM - 6 (PT)



VERSION	PWR TRANS
1EZ	8Z-AR1-611-01
1H	---
1U	8Z-AR1-609-01
2EZ	8Z-AR2-603-01
2H	---
2U	8Z-AR2-601-01
3EZ	8Z-AR3-603-01
3H	---
3LH	---
3U	8Z-AR3-601-01
4EZ	8Z-AR4-603-01
4H	---
4U	8Z-AR4-601-01

SUB_TRANS	
U	661-01
EZ	662-01
HR/HC/HL	---

EXCEPT U/EZ USE

AC1 PWB

	PR105, PR106	PR115, PR116	F101
1EZ	PROTEC 7A	PROTEC 7A	6.3A/250V
1H	---	---	---
1U	FUSE 10A	Nothing	10A/125V
2EZ	PROTEC 7A	PROTEC 7A	6.3A/250V
2H	---	---	---
2U	FUSE 10A	Nothing	10A/125V
3EZ	PROTEC 10A	Nothing	5A/250V
3H	---	---	---
3LH	---	---	---
3U	FUSE 10A	Nothing	10A/125V
4EZ	PROTEC 10A	Nothing	4A/250V
4H	---	---	---
4U	FUSE 10A	Nothing	8A/125V