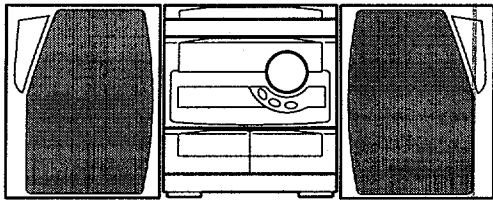


aiwa



NSX-S212 NSX-S215



COMPACT DISC STEREO
CASSETTE RECEIVER

- BASIC TAPE MECHANISM : 6ZM-3 YPR1N
- BASIC CD MECHANISM : 4ZG-1 Z4DSHNC

- TYPE: EZ

REVISION PUBLISHING

SYSTEM	CD-CASSEIVER	SPEAKER	REMOTE CONTROLLER
NSX-S212	CX-NS212	SX-NS22	RC-6AS14
NSX-S215	CX-NS215		

- This Service Manual is the "Revision Publishing" and replaces "Simple Manual" (S/M Code No. 09-985-272-3FE).
- This Service Manual contains information about the difference between NSX-S212 (EZ) and NSX-S22 (EZ), NSX-S215 (EZ) and NSX-S23 (EZ). If requiring other information, see Service Manual of NSX-S22/NSX-S23/XG-S22. (S/M Code No. 09-978-215-8FE)
- If requiring information about the CD mechanism, see service manual of 4ZG-1. (S/M Code No. 09-983-249-30T)

SPECIFICATIONS

<FM Tuner section>

Tuning range 87.5 MHz to 108 MHz
Usable sensitivity (IHF) 16.8 dBf
Antenna terminals 75 ohms (unbalanced)

<MW Tuner section>

Tuning range 531 kHz to 1602 kHz (9 kHz step)
 530 kHz to 1710 kHz (10 kHz step)
Usable sensitivity 350 μ V/m
Antenna Loop antenna

<LW Tuner section>

Tuning range 144 kHz to 290 kHz
Usable sensitivity 1400 μ V/m
Antenna Loop antenna

<Amplifier section>

Power output Rated: 20 W + 20 W
 (6 ohms, T.H.D 1 %, 1 kHz/DIN 45500)
212EZ: Reference: 24 W + 24 W
215EZ: Reference: 25 W + 25 W
 (6 ohms, T.H.D 10 %, 1 kHz/DIN 45324)
DIN MUSIC POWER:
 55 W + 55W
212EZ: 0.2 %
215EZ: 0.3 %
 (10 W, 1 kHz, 6 ohms, DIN AUDIO)
Inputs VIDEO/AUX : 400 mV
Outputs SPEAKERS: accept speakers of 6 ohms or more
 PHONES (stereo jack) : accepts headphones of 32 ohms or more

Total harmonic distortion

<Cassette deck section>

Track format 4 tracks, 2 channels stereo
Frequency response AC bias 50 Hz -10000 Hz
Recording system AC bias
Heads Deck 1 : Playback head x1
 Deck 2 : Recording/playback head x1, erase head x 1

<Compact disc player section>

Laser Semiconductor laser ($\lambda = 780$ nm)
D-A converter 1 bit dual
Signal-to-noise ratio 85 dB (1 kHz, 0 dB)
Harmonic distortion 0.05 % (1 kHz, 0 dB)
Wow and flutter Unmeasurable

<Speaker system SX-NS22>

Cabinet type 2 way, bass reflex (magnetic shielded type)
Speakers Woofer : 120 mm cone type
 Tweeter : 10 mm ceramic type
Impedance 6 ohms
Output sound pressure level 87 dB/W/m
Dimensions (W x H x D) 240 x 304 x 250 mm
Weight 2.7 kg

<General>

Power requirements 230 V AC, 50 Hz
Power consumption 70 W
Dimensions of main unit (W x H x D) 260 x 308.3 x 350 mm
Weight of main unit 5.2 Kg

• Design and specifications are subject to change without notice.

ELECTRICAL MAIN PARTS LIST

If can't understand for Description please kindly refer to "REFERENCE NAME LIST".

REF. NO.	PART NO.	KANRI NO.	DESCRIPTION	REF. NO.	PART NO.	KANRI NO.	DESCRIPTION
MAIN C.B				Q221	89-113-187-080		TR,2S1318(T/U)<215EZ>
C201	87-015-951-080		CAP, ELECT 1-50V LL	Q222	89-333-317-080		TR,2SC3331(T/U)<215EZ>
C202	87-015-951-080		CAP, ELECT 1-50V LL	Q351	89-113-187-080		TR,2S1318(T/U)
C228	87-018-134-080		CAP,TC-U 0.01-16<215EZ>	Q352	89-113-187-080		TR,2S1318(T/U)
FFE801	A8-62A-19C-170		62A-1 YFEENC	Q353	89-113-187-080		TR,2S1318(T/U)
J201	87-A60-488-010		JACK,DIA 6.3 BLK ST W/SW KM	Q354	89-113-187-080		TR,2S1318(T/U)
Q102	89-333-317-080		TR,2SC3331(T/U)	Q355	89-113-187-080		TR,2S1318(T/U)
Q103	89-333-317-080		TR,2SC3331(T/U)	Q356	89-113-187-080		TR,2S1318(T/U)
Q105	89-113-187-080		TR,2S1318(T/U)	Q357	89-113-187-080		TR,2S1318(T/U)
Q106	89-333-317-080		TR,2SC3331(T/U)	Q401	89-333-317-080		TR,2SC3331(T/U)<212EZ>
Q107	89-333-317-080		TR,2SC3331(T/U)	Q401	89-328-786-080		TR,2SC2878B<215EZ>
Q108	89-113-187-080		TR,2S1318(T/U)	Q402	89-328-786-080		TR,2SC2878B<215EZ>
Q109	89-333-317-080		TR,2SC3331(T/U)	Q402	89-333-317-080		TR,2SC3331(T/U)<212EZ>
Q110	89-113-187-080		TR,2S1318(T/U)	Q451	89-333-317-080		TR,2SC3331(T/U)
Q201	89-333-317-080		TR,2SC3331(T/U)<215EZ>	Q453	89-333-317-080		TR,2SC3331(T/U)
Q201	89-113-187-080		TR,2S1318(T/U)<212EZ>	Q454	89-333-317-080		TR,2SC3331(T/U)
Q202	89-333-317-080		TR,2SC3331(T/U)<215EZ>	Q455	89-333-317-080		TR,2SC3331(T/U)
Q202	89-113-187-080		TR,2S1318(T/U)<212EZ>	Q948	89-333-317-080		TR,2SC3331(T/U)
Q203	89-333-317-080		TR,2SC3331(T/U)<215EZ>	FRONT C.B			
Q203	89-113-187-080		TR,2S1318(T/U)<212EZ>	IC202	87-NF8-614-010		IC,SPS-442-1-W
Q204	89-333-317-080		TR,2SC3331(T/U)<215EZ>	Q201	89-333-317-080		TR,2SC3331(T/U)<212EZ>
Q204	89-113-187-080		TR,2S1318(T/U)<212EZ>	Q203	89-333-317-080		TR,2SC3331(T/U)<215EZ>
Q205	89-333-317-080		TR,2SC3331(T/U)<212EZ>	Q218	89-333-317-080		TR,2SC3331(T/U)
Q205	89-113-187-080		TR,2S1318(T/U)<215EZ>	AC1 C.B			
Q206	89-333-317-080		TR,2SC3331(T/U)<212EZ>	△ F101	87-035-452-010		FUSE,1A 250V T 218
Q206	89-113-187-080		TR,2S1318(T/U)<215EZ>				
Q207	89-333-317-080		TR,2SC3331(T/U)<212EZ>				
Q208	89-333-317-080		TR,2SC3331(T/U)<212EZ>				
Q215	89-333-317-080		TR,2SC3331(T/U)<215EZ>				
Q215	87-A30-152-080		TR,2SC5395F<212EZ>				
Q216	89-333-317-080		TR,2SC3331(T/U)<215EZ>				

TRANSISTOR ILLUSTRATION



E C B

2SC2878



E C B

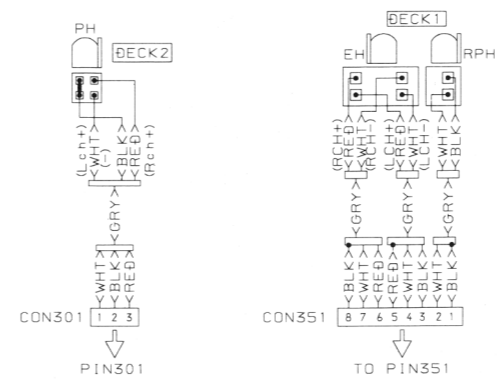
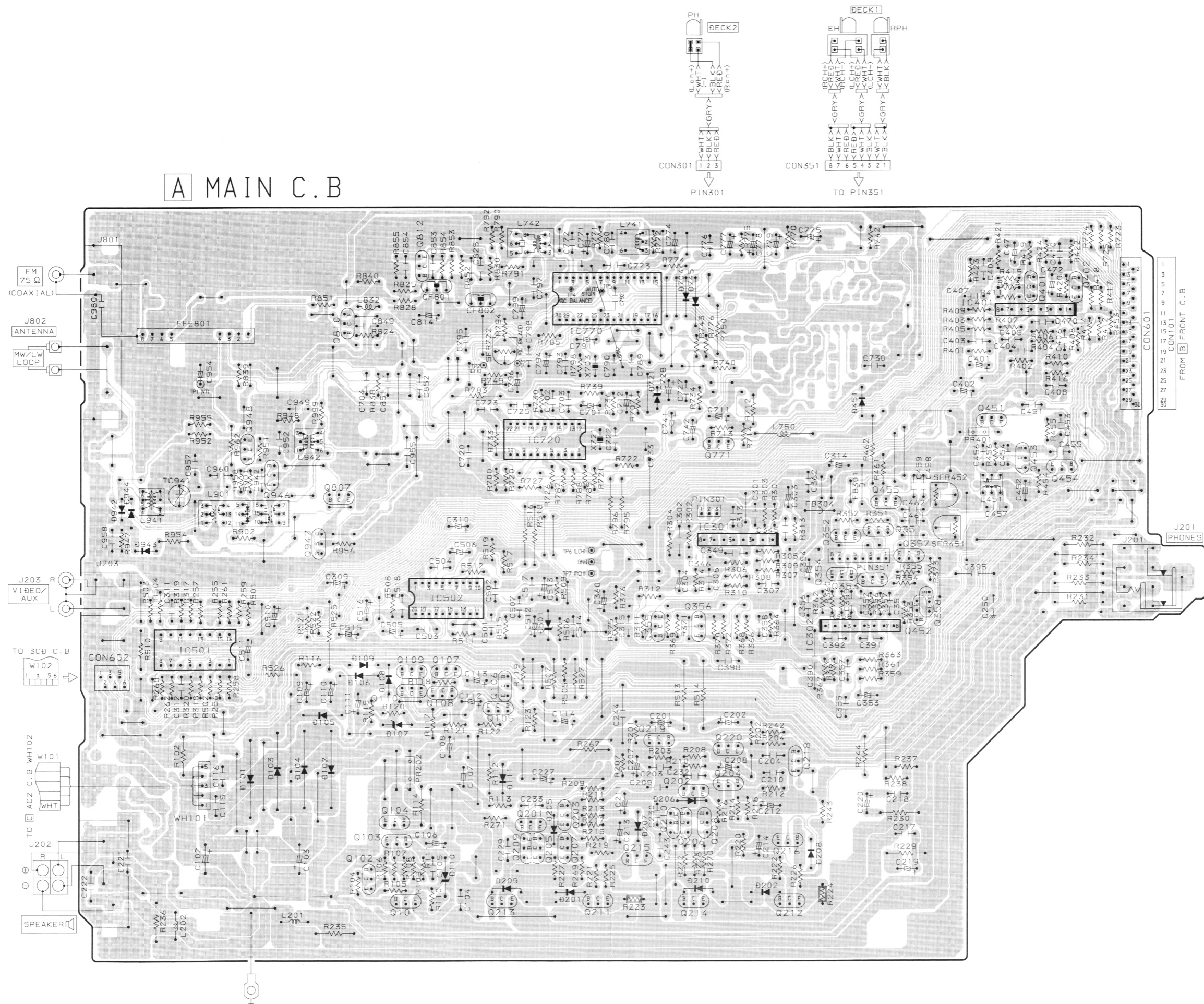
2SC5395

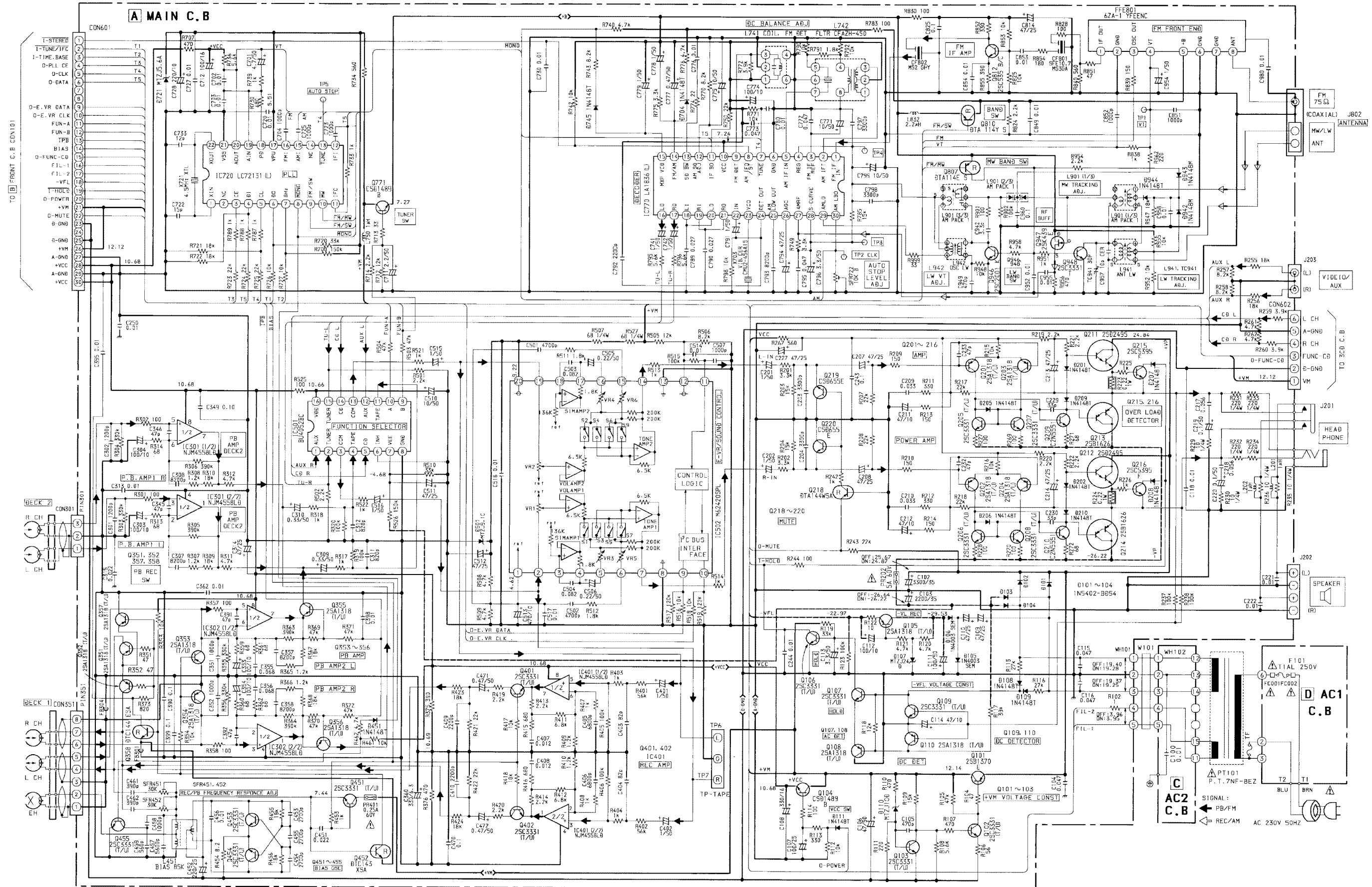


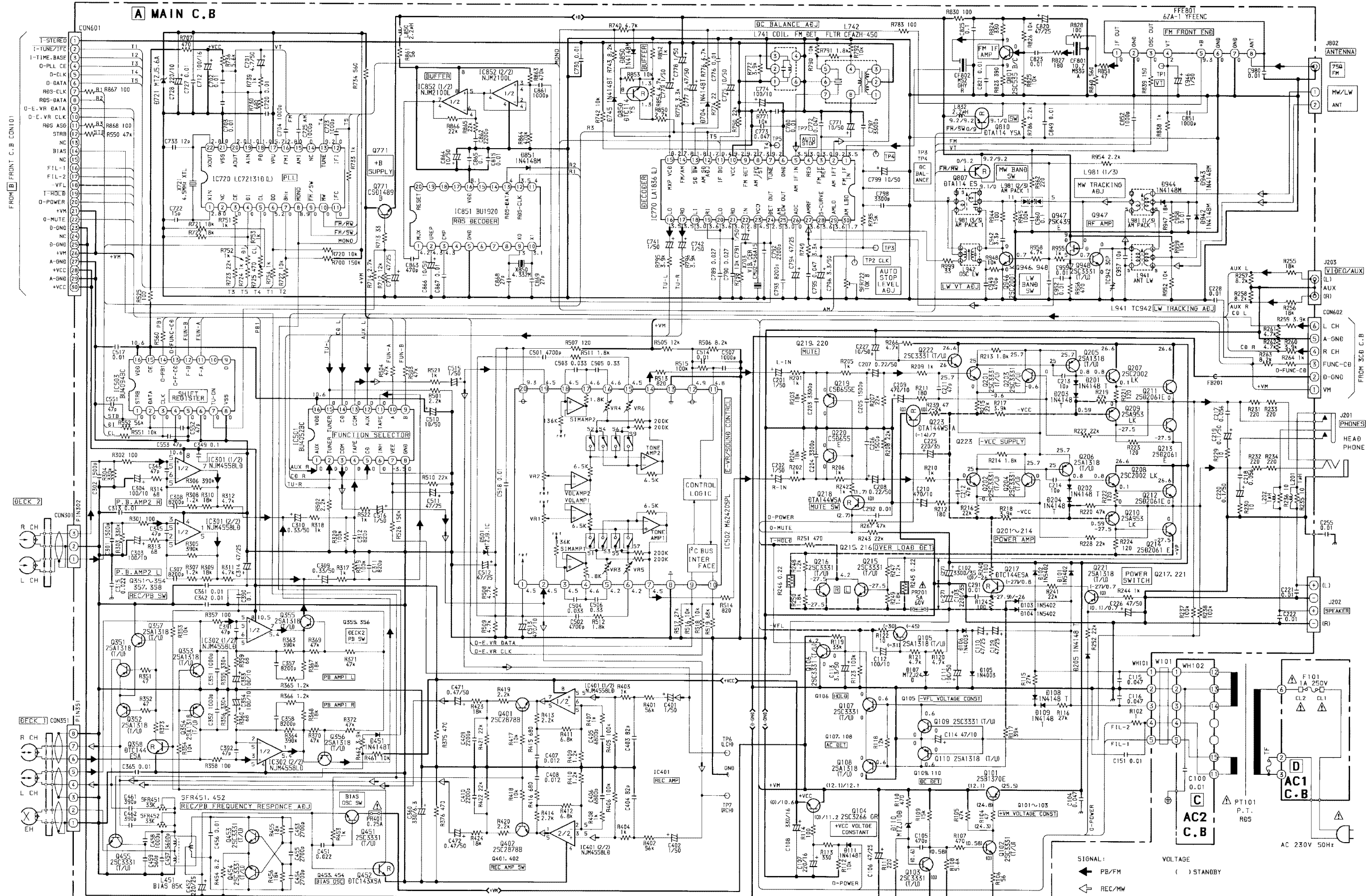
E C B

2SC3331
2SA1318

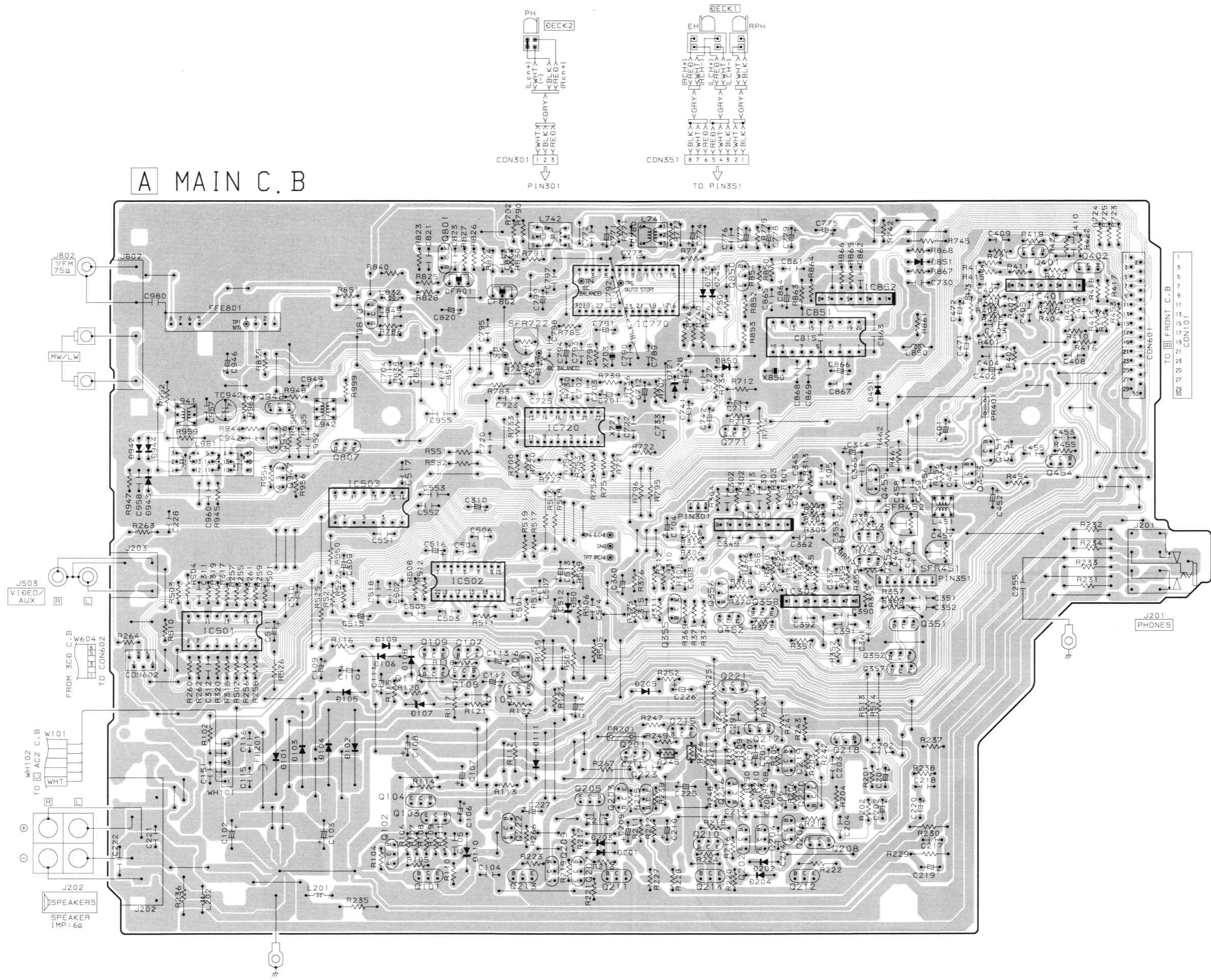
A MAIN C.B

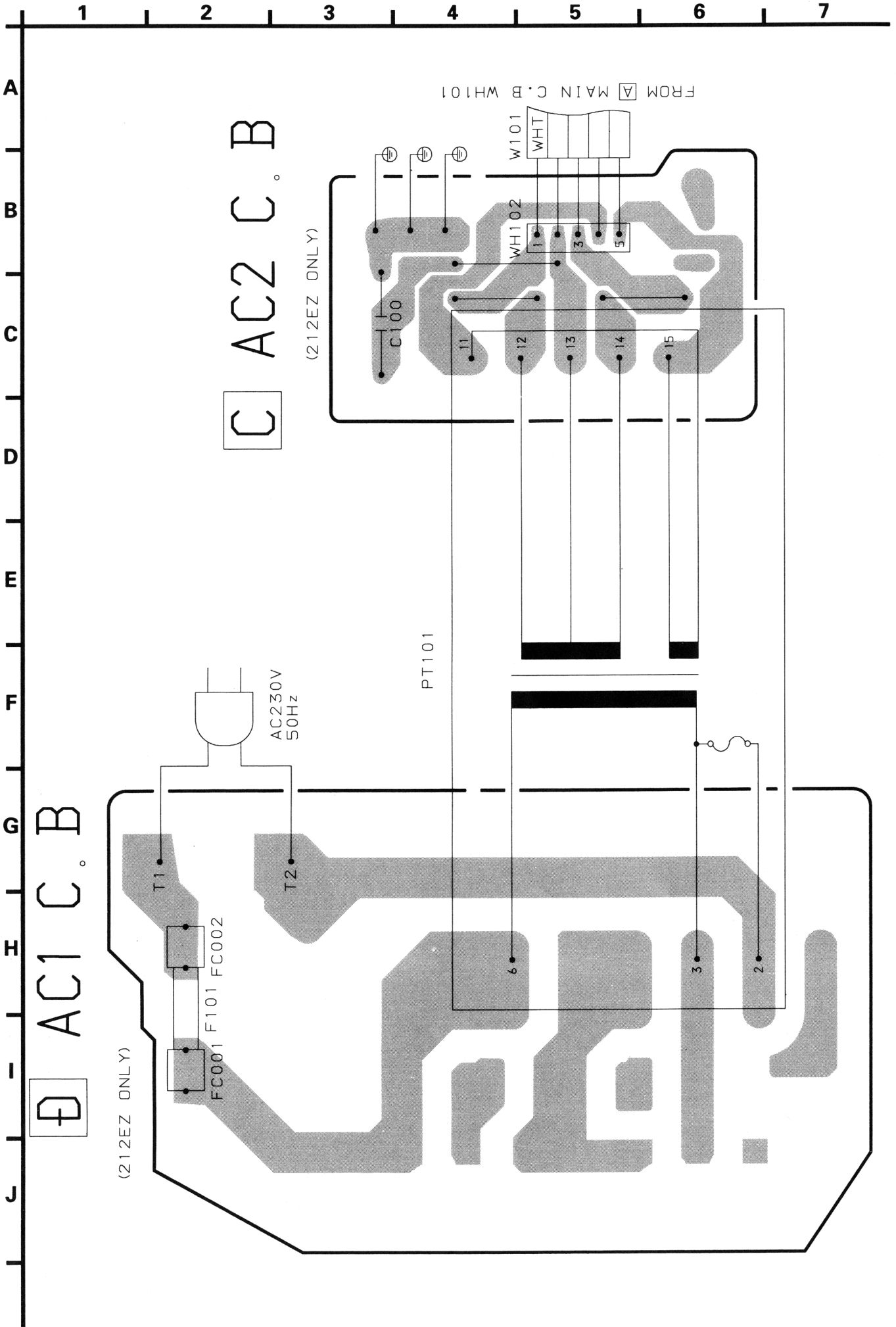






A MAIN C.B





MECHANICAL PARTS LIST 1 / 1

If can't understand for Description please kindly refer to "REFERENCE NAME LIST".

REF. NO.	PART NO.	KANRI NO.	DESCRIPTION
3	87-NF8-074-010		BOX,CASS 1 R/F
4	87-NF8-075-010		BOX,CASS 2 R/F
9	87-NF8-013-010		WINDOW,DISP<212E>
9	87-NF8-077-010		WINDOW,DISP 215<215E>
12	87-NF8-071-010		CABI,FR RDS 212<212E>
12	87-NF8-072-010		CABI,FR RDS 215<215E>
20	86-NF9-224-010		SPR-C,LOCK
24	87-NF8-073-010		PANEL,TRAY R/F
29	87-NF8-080-010		CABI,REAR 212<212E>
29	87-NF8-081-010		CABI,REAR 215<215E>
△ 30	87-050-079-010		AC CORD ASSY E
31	87-085-185-010		BUSHING,AC CORD(E)
34	87-NF8-011-010		KEY,RDS<215E>

SPEAKER PARTS LIST 1 / 1 (SX-NS22: YLSTNCC, YSTNY1, YSTNY2)

If can't understand for Description please kindly refer to "REFERENCE NAME LIST".

REF. NO.	PART NO.	KANRI NO.	DESCRIPTION
1	87-NSH-001-010		PANEL FR R
2	87-NSH-002-010		PANEL FR L
3	87-NSH-005-010		NET
4	87-NS7-611-010		CORD, SPKR
5	87-NSJ-602-010		SPKR 120
6	86-NSZ-602-010		SPKR, CERA 14

ACCESSORIES / PACKAGE LIST

If can't understand for Description please kindly refer to "REFERENCE NAME LIST".

REF. NO.	PART NO.	KANRI NO.	DESCRIPTION
1	87-NF8-929-010		IB, E(9L) E NS212<212EZ>
1	87-NF8-930-010		IB, E(9L) E NS215(RDS)<215EZ>
2	86-NF2-638-210		RC UNIT, 6AS14

サービス技術ニュース	
番号	連絡内容
G- -	
G- -	
G- -	

アイワ株式会社
AIWA CO.,LTD.

9420208, 931261

Tokyo Japan