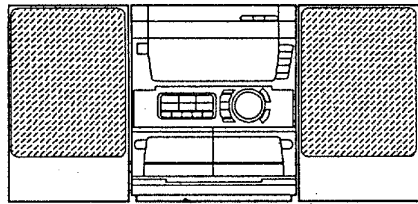


# aiwa



## NSX-S74



COMPACT DISC STEREO  
CASSETTE RECEIVER

- BASIC TAPE MECHANISM : 2ZM-3MK2 YPR5N
- BASIC CD MECHANISM : 4ZG-1 Z1DNM

• TYPE : HE

### SUPPLEMENT

SYSTEM	CD CASSEIVER	SPEAKER	REMOTE CONTROLLER
NSX-S74	CX-NS74	SX-NS74	RC - 7AS08

- If requiring information about the CD mechanism, see Service Manual of 4ZG-1. S/M Code No. 09-974-187-50T.
- This Service Manual contains information about the difference between NSX-S74 (HE) and NSX-S74 (HR). If requiring the other information, see Service Manual of NSX-S70 (EZ,K,V), NSX-S74 (HR). S/M Code No. 09-975-193-5FP.

# SPECIFICATIONS

## <FM Tuner section>

**Tuning range** 87.5 MHz to 108 MHz  
**Usable sensitivity(IHF)** 15.8 dBf  
**Antenna terminals** 75 ohms (unbalanced)

## <MW Tuner section>

**Tuning range** 531 kHz to 1602 kHz (9 kHz step)  
 530 kHz to 1710 kHz (10 kHz step)  
**Usable sensitivity** 350  $\mu$ V/m  
**Antenna** Loop antenna

## <SW Tuner section>

**Tuning range** 5.900 MHz to 17.900 MHz  
**Antenna** Wire antenna

## <Amplifier section>

**Power output** Rated 120 W + 120 W  
 (6 ohms, T.H.D.1%, 1 kHz)  
 Reference: 150 W + 150 W  
 (6 ohms, T.H.D.10%, 1 kHz)

\*without connecting to the SURROUND SPEAKERS

**Total harmonic distortion** 0.05% (110 W, 1 kHz, 6 ohms, DIN AUDIO)

**Inputs** VIDEO/AUX : 210 mV(adjustable)  
 MD : 210mV (adjustable)  
 MIC 1, MIC 2: 1.4mV (10 kohms)

**Outputs** LINE OUT: 200mV  
 SUPER WOOFER: 2.7 V  
 SPEAKERS: accept speakers of 6 ohms or more  
 SURROUND SPEAKERS: accept speakers of 16 ohms or more  
 PHONES (stereo jack) : accepts headphones of 32 ohms or more

## <Cassette deck section>

**Track format** 4 tracks, 2 channels stereo  
**Frequency response** CrO<sub>2</sub> tape: 50 Hz – 16000 Hz  
 Normal tape: 50 Hz – 15000 Hz  
**Signal-to noise ratio** 60 dB (Dolby B NR ON, CrO<sub>2</sub> tape peak level)  
**Recording system** AC bias  
**Heads** Deck 1 : playback head x 1  
 Deck 2 : Recording/Playback/erase head x 1

## <Compact disc player section>


**Laser** Semiconductor laser ( $\lambda$  = 780 nm)  
**D-A converter** 1 bit dual  
**Signal-to-noise ratio** 90 dB (1 kHz, 0 dB)  
**Harmonic distortion** 0.03 % (1 kHz, 0 dB)  
**Wow and flutter** Unmeasurable

## <Speaker system SX-NS74>

**Cabinet type** 3 way, bass reflex (magnetic shielded type)  
**Speakers** Woofer : 160 mm cone type  
 Tweeter : 80 mm cone type  
 Super tweeter: 20 mm ceramic type  
**Impedance** 6 ohms  
**Output sound pressure level** 87 dB/W/m  
**Dimensions (W x H x D)** 243 x 304 x 245mm  
**Weight** 3.8 kg

## <General>

**Power requirements** 120 V/220-230V/240 V  
 AC switchable, 50/60 Hz  
**Power consumption** 170 W  
**Dimensions of main unit** 260 x 309 x 363 mm  
**Weight of main unit** 8.5 kg

- Design and specifications are subject to change without notice.
- Dolby noise reduction manufactured under license from Dolby Laboratories Licensing Corporation. "DOLBY" and the double-D symbol  are trademarks of Dolby Laboratories Licensing Corporation.
- The word "BBE" and the "BBE symbol" are trademarks of BBE Sound, Inc. Under license from BBE Sound, Inc.

# ELECTRICAL MAIN PARTS LIST

If can't understand for Description please kindly refer to "REFERENCE NAME LIST".

REF. NO.	PART NO.	KANRI NO.	DESCRIPTION	REF. NO.	PART NO.	KANRI NO.	DESCRIPTION
IC				C506	87-016-669-080		C-CAP,S 0.1-25 K B
				C507	87-016-669-080		C-CAP,S 0.1-25 K B
	87-NF4-642-110		IC,LC866548V-5F44	C508	87-010-184-080		C-CAP,S 3300P-50 K B
	87-A20-650-010		IC,RPM6938-V11	C509	87-010-177-080		C-CAP,S 820P-50 J SL
	87-A20-560-040		C-IC,M65849BFP	C510	87-012-141-080		C-CAP,S 0.22-16 ZF
				C527	87-010-196-080		C-CAP,S 0.1-25 Z F C2012
MAIN C.B				DECK C.B			
C313	87-010-182-080		C-CAP,S 2200P-50 K B	SOL1	82-ZM1-626-010		SOL ASSY, 27K
C314	87-010-182-080		C-CAP,S 2200P-50 K B	SOL2	82-ZM1-626-010		SOL ASSY, 27K
C315	87-010-181-080		C-CAP,S 1800P-50 K B	HEAD-1 C.B			
C316	87-010-181-080		C-CAP,S 1800P-50 K B		85-ZM3-601-010		PWB,FLEX I
C650	87-010-381-080		CAP,E 330-16 SME	HEAD-2 C.B			
J253	87-A60-401-010		JACK,PIN 3P B/R/W HSP-243V16		85-ZM3-601-010		PWB,FLEX I
J601	87-A60-402-010		JACK,PIN 6P R/W HSP-246V30				
J801	87-033-239-010		TERMINAL,4P HSP-154V-02				
AUDIO C.B							
C501	87-012-393-080		C-CAP,S 0.22-16 K W5R CM/CB				
C502	87-012-393-080		C-CAP,S 0.22-16 K W5R CM/CB				
C503	87-012-141-080		C-CAP,S 0.22-16 ZF				
C504	87-010-184-080		C-CAP,S 3300P-50 K B				
C505	87-010-177-080		C-CAP,S 820P-50 J SL				

## MECHANICAL PARTS LIST 1 / 1

If can't understand for Description please kindly refer to "REFERENCE NAME LIST".


REF. NO.	PART NO.	KANRI NO.	DESCRIPTION
4	87-NF5-004-210		BOX, CASS 2H
6	87-NF5-003-210		BOX, CASS 1H
9	87-NF5-007-110		RING, VOL
15	87-NF8-220-010		DMPR, 150
17	87-NF5-015-110		KEY, OPEN
20	87-NF5-018-110		KEY, FUN
31	87-NF4-106-010		CABI, REAR HEJSTCM
34	86-NF4-006-010		CABI, STEEL ST S

## ACCESSORIES / PACKAGE LIST

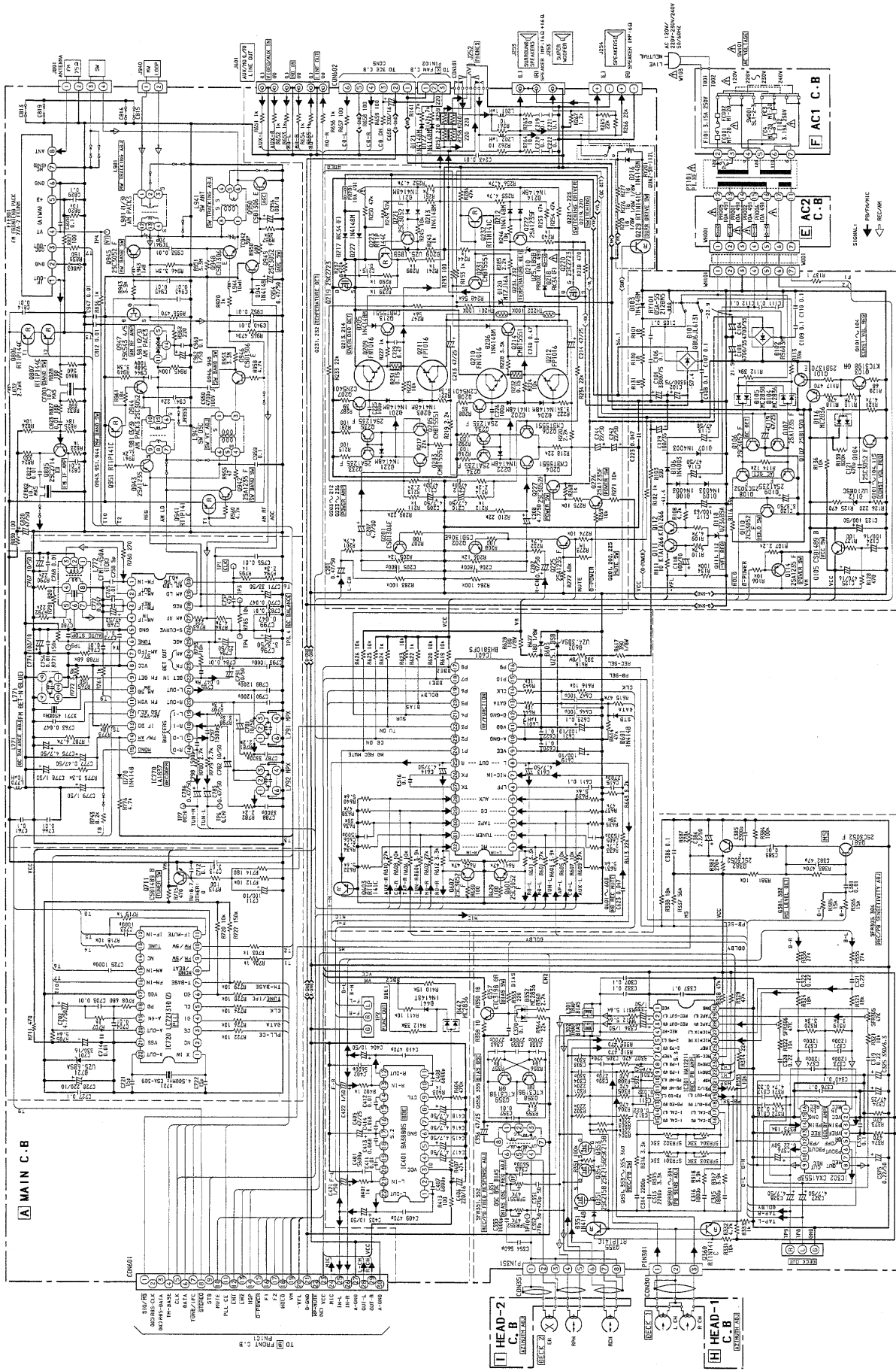
If can't understand for Description please kindly refer to "REFERENCE NAME LIST".

REF. NO.	PART NO.	KANRI NO.	DESCRIPTION
1	87-NF5-917-010		IB, H(KT) THAI

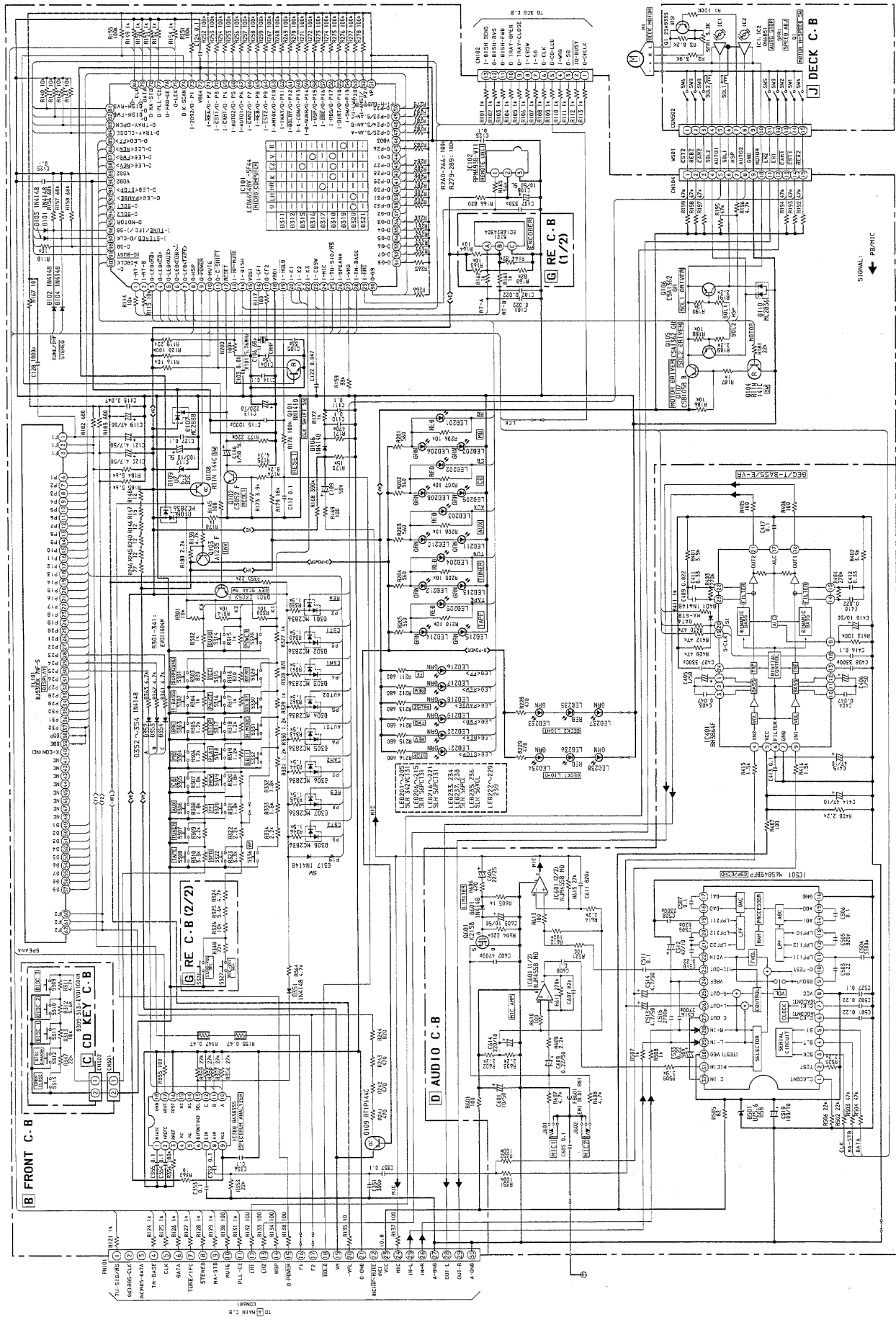
WIRING - 1 (MAIN)



SCHEMATIC DIAGRAM - 1 (MAIN)



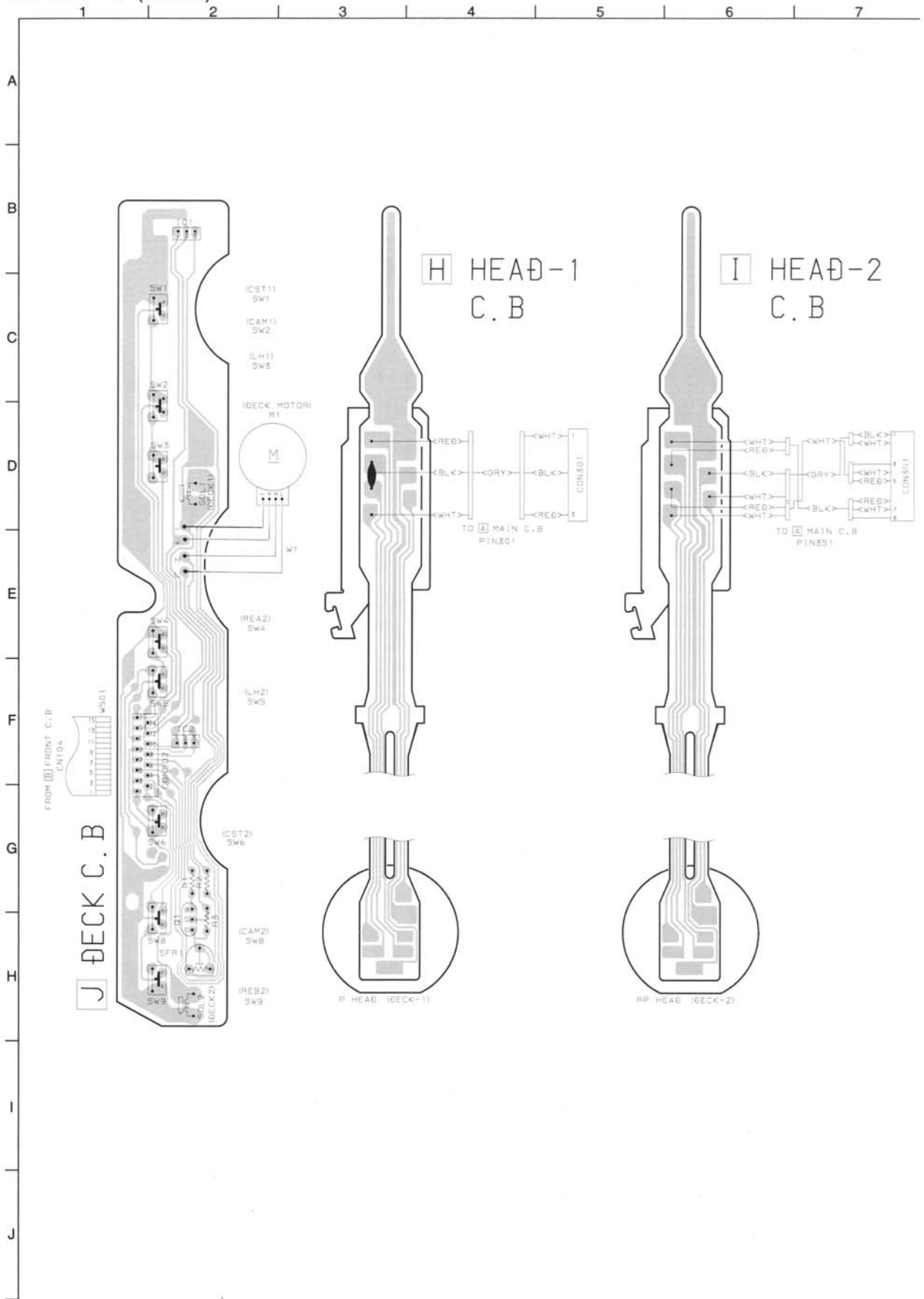
SCHEMATIC DIAGRAM - 2 (FRONT)







WIRING - 3 (DECK)



# REFERENCE NAME LIST

## ELECTRICAL SECTION

DESCRIPTION	REFERENCE NAME
ANT	ANTENNAS
C-	CHIP
C-CAP	CAP, CHIP
C-CAP TN	CAP, CHIP TANTALUM
C-COIL	COIL, CHIP
C-DI	DIODE, CHIP
C-DIODE	DIODE, CHIP
C-FET	FET, CHIP
C-FOTR	FILTER, CHIP
C-JACK	JACK, CHIP
C-LED	LED, CHIP
C-RES	RES, CHIP
C-SFR	SFR, CHIP
C-SLIDE SW	SLIDE SWITCH, CHIP
C-SW	SWITCH, CHIP
C-TR	TRANSISTOR, CHIP
C-VR	VOLUME, CHIP
C-ZENER	ZENER, CHIP
CAP, CER	CAP, CERA-SOL
CAP, E	CAP, ELECT
CAP, M/F	CAP, FILM
CAP, TC	CAP, CERA-SOL
CAP, TC-U	CAP, CERA-SOL SS
CAP, TN	CAP, TANTALUM
CERA FIL	FILTER, CERAMIC
CF	FILTER, CERAMIC
DL	DELAY LINE
E/CAP	CAP, ELECT
FILT	FILTER
FLTR	FILTER
FUSE RES	RES, FUSE
MOT	MOTOR
P-DIODE	PHOTO DIODE
P-SNSR	PHOTO SENSER
P-TR	PHOTO TRANSISTOR
POLY VARI	VARIABLE CAPACITOR
PCCAP	CAP, PP
PT	POWER TRANSFORMER
PTR, RES	PTR, MELF
RC	REMOTE CONTROLLER
RES NF	RES, NON-FLAMMABLE
RESO	RESONATOR
SHLD	SHIELD
SOL	SOLENOID
SPKR	SPEAKER
SW, LVR	SWITCH, LEVER
SW, RTRY	SWITCH, ROTARY
SW, SL	SWITCH, SLIDE
TC CAP	CAP, CERA-SOL
THMS	THERMISTOR
TR	TRANSISTOR
TRIMER	CAP, TRIMMER
TUN-CAP	VARIABLE CAPACITOR
VIB, CER	RESONATOR, CERAMIC
VIB, XTAL	RESONATOR, CRYSTAL
VR	VOLUME
ZENER	DIODE, ZENER

## MECHANICAL SECTION

DESCRIPTION	REFERENCE NAME
ADHESHIVE	SHEET ADHESHIVE
AZ	AZIMUTH
BAR-ANT	BAR-ANTENNA
BAT	BATTERY
BATT	BATTERY
BRG	BEARING
BTN	BUTTON
CAB	CABINET
CASS	CASSETTE
CHAS	CHASSIS
CLR	COLLAR
CONT	CONTROL
CRSR	CURSOR
CU	CUSHION
CUSH	CUSHION
DIR	DIRECTION
DUBB	DUBBING
FL	FRONT LOADING
FLY-WHL	FLYWHEEL
FR	FRONT
FUN	FUNCTION
G-CU	G-CUSHION
HDL	HANDOL
HIMERON	CLOTH
HINGE, BAT	HINGE, BATTERY
HLDR	HOLDER
HT-SINK	HEAT SINK
IB	INSTRUCTION BOOKLET
IDLE	IDLER
IND, L-R	INDICATOR, L-R
KEY, CONT	KEY, CONTROL
KEY, PRGM	KEY, PROGRAM
KNOB, SL	KNOB, SLIDE
LBL	LABEL
LID, BATT	LID, BATTERY
LID, CASS	LID, CASSETTE
LVR	LEVER
P-SP	P-SPRING
PANEL, CONT	PANEL, CONTROL
PANEL, FR	PANEL, FRONT
PRGM	PROGRAM
PULLY, LOAD MO	PULLY, LOAD MOTOR
RBN	RIBBON
S-	SPECIAL
SEG	SEGMENT
SH	SHEET
SHLD-SH	SHIELD-SHEET
SL	SLIDE
SP	SPRING
SP-SCREW	SPECIAL-SCREW
SPACER, BAT	SPACER, BATTERY
SPR	SPRING
SPR-P	P-SPRING
SPR-PC-PUSH	P-SPRING, C-PUSH
T-SP	T-SPRING
TERM	TERMINAL
TRIG	TRIGGER
TUN	TUNING
VOL	VOLUME
W	WASHER
WHL	WHEEL
WORM-WHL	WORM-WHEEL

サービス技術ニュース	
番号	連絡内容
G-	-
G-	-
G-	-

**アイワ株式会社**  
**AIWA CO.,LTD.**

9301978

Tokyo Japan