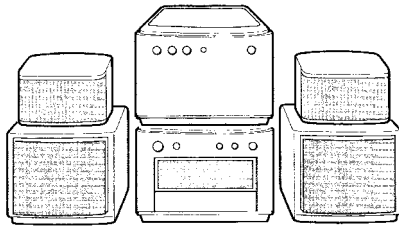


# aiwa



## XR-M70



XR-MD75

COMPACT DISC STEREO SYSTEM

• BASIC CD MECHANISM: KSM-542 ABA

• TYPE: K

# SIMPLE MANUAL

Replace this Service Manual with "Revision Publishing" when it is issued.

MANUAL  
SERVICE

# SPECIFICATIONS

## MAIN UNITS

### FM tuner section

Tuning range	87.5 MHz to 108 MHz
Usable sensitivity (IHF)	13.2 dBf
Antenna terminals	75 ohms (unbalanced)

### MW tuner section

Tuning range	531 kHz to 1602 kHz (9 kHz step) 530 kHz to 1710 kHz (10 kHz step)
Usable sensitivity	350 $\mu$ V/m
Antenna	Loop antenna

### LW tuner section

Tuning range	144 kHz to 290 kHz
Usable sensitivity	1400 $\mu$ V/m
Antenna	Loop antenna

### Amplifier section

Power output	Rated: 16 W + 16 W (8 ohms, T.H.D. 1%, 1kHz/DIN 45500) Reference: 20 W + 20 W (8 ohms, T.H.D. 10%, 1kHz/DIN 45324)
Inputs	TAPE IN: 500 mV AUX IN: 500 mV
Outputs	SUPER WOOFER: 1.7 V SPEAKERS: accept speakers of 8 ohms or more LINE OUT: 340 mV PHONES (stereo minijack): accepts headphones of 32 ohms or more

### Compact disc player section

Laser	Semiconductor laser ( $\lambda = 780$ nm)
D-A converter	1 bit dual
Signal-to-noise ratio	85 dB (1 kHz, 0 dB)
Harmonic distortion	0.05 % (1 kHz, 0 dB)
Wow and flutter	Unmeasurable

### SPEAKER SYSTEM

Cabinet type	2 way, bass reflex (magnetic shielded type)
Speakers	Main speaker: 100 mm cone type Cardioid Speaker: 60 mm cone type
Impedance	8 ohms
Output sound pressure level	87 dB/W/m
Dimensions (W $\times$ H $\times$ D)	144 $\times$ 202 $\times$ 185 mm
Weight	1.8 kg (3 lb. 15 oz)

### General

Power requirements	230 V AC, 50 Hz
Power consumption	50 W
Dimensions (W $\times$ H $\times$ D)	CD player unit 144 $\times$ 101.5 $\times$ 176.1 mm Tuner/amplifier unit 144 $\times$ 101.5 $\times$ 208 mm
Weight	CD player unit 0.88 kg Tuner/amplifier unit 2.4 kg

- Design and specifications are subject to change without notice.
- The word "BBE" and the "BBE symbol" are trademarks of BBE Sound, Inc.  
Under license from BBE Sound, Inc.

## ACCESSORIES/PACKAGE LIST

DESCRIPTIONで判断できない物は "REFERENCE NAME LIST" を参照してください。  
If can't understand for Description please kindly refer to "REFERENCE NAME LIST".

REF. NO	PART NO.	KANRI NO.	DESCRIPTION
1	S8-CLB-910-300		INSTRUCTION BOOK(70KS)
2	S8-CLR-EMB-000		RC,RC-M70(EX)
3	S0-27N-F90-000		ANT,LOOP AM

# ELECTRICAL MAIN PARTS LIST

DESCRIPTIONで判断できない物は "REFERENCE NAME LIST" を参照してください。  
 If can't understand for Description please kindly refer to "REFERENCE NAME LIST".

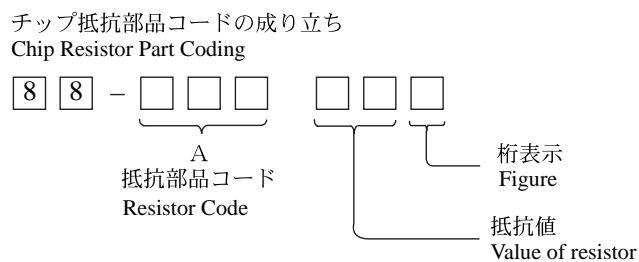
REF. NO	PART NO.	KANRI NO.	DESCRIPTION	REF. NO	PART NO.	KANRI NO.	DESCRIPTION
IC				L101	87-003-098-080		INDUCTOR, 2.2UH
	S8-320-570-000	IC, TA2057N		L112	87-003-147-010		COIL, 22UH
	S8-492-570-000	IC, TC9257F		L113	87-005-196-080		INDUCTOR, 10UH
	S9-187-230-010	IC, TMP87CM23F-2336		L281	87-005-696-080		INDUCTOR, 100UH
	87-017-726-080	IC, BU4052BCF		PT281	S1-667-260-000		PT, EL EI-16
	87-001-607-080	IC, BA4558F-E2		SFR101	S1-030-850-000		SFR, 10K
	87-070-101-010	IC, TC9284AF		X101	S6-072-000-000		X'TAL 7.2 MHz
	87-070-134-010	IC, TA2065F					
	87-A20-157-010	IC, TA2092N		POWER C.B			
	S9-187-400-020	IC, TMP87CM40AF-4A78		C807	87-010-404-010		CAP, E 4.7-50V
	87-001-982-010	IC, TA7291S		C808	87-010-404-010		CAP, E 4.7-50V
	S4-038-540-000	IC, BH3854AFS		C815	87-010-546-080		CAP, E 0.33-50V
	87-A20-056-010	IC, BA3880S		C816	87-010-546-080		CAP, E 0.33-50V
	87-022-899-010	IC, STK4122MK2		C819	87-010-038-010		CAP, E 22-25V
TRANSISTOR				C821	87-010-380-010		CAP, E 47-16V
	89-327-143-080	C-TR, 2SC2714		C822	87-010-263-080		ELECT CAP 100-10V
	87-026-230-010	C-TR, DTA114YK		C824	87-A10-189-080		CAP, E 220-10V
	89-502-114-080	C-FET, 2SK211-Y/GR		C825	87-010-545-010		CAP, E 0.22-50V
	89-502-094-080	C-FET, 2SK209Y		C826	87-010-545-010		CAP, E 0.22-50V
	89-327-126-080	C-TR, 2SC2712GR		C835	87-010-380-010		CAP, E 47-16V
	87-026-213-010	C-TR, DTC114YK		C837	87-010-404-010		CAP, E 4.7-50V
	87-026-200-080	TR, DTC114ES		C838	87-010-404-010		CAP, E 4.7-50V
	S7-855-000-020	TR, PE8550B, C		C839	87-010-404-010		CAP, E 4.7-50V
	87-026-239-080	C-TR, DTC114TK/TKA		C840	87-010-404-010		CAP, E 4.7-50V
	89-111-625-080	C-TR, 2SA1162GR		C842	87-A10-189-080		CAP, E 220-10V
	S7-805-000-020	TR, PE8050B, C, D		C843	87-010-399-090		CAP, E 3300-35V
	89-213-702-010	TR, 2SB1370E/F		C844	87-010-398-090		CAP, E 2200-35V
DIODE				C849	87-010-249-010		CAP, E 470-16V
	87-027-513-010	ZENER, IN5232B 5.6V1/2W		C850	87-A10-189-080		CAP, E 220-10V
	87-070-136-080	ZENER, 5.1V		C852	87-010-221-010		CAP, E 470-10V
	82-135-799-010	DIODE, IN4148		C854	87-010-038-010		CAP, E 22-25V
	S0-100-221-200	ZENER, 2.2V		C858	87-010-403-010		CAP, E 3.3-50V
	82-596-799-010	DI, 1N4001B		C862	87-010-388-010		CAP, E 1000-25V
	S0-100-560-000	ZENER, 5.6V		C865	87-010-237-010		CAP, E 1000-16V
	87-020-511-010	ZENER, 05AZ4.7V		△FR801	S1-250-300-000		FUSE, PROTECTOR
	S0-100-821-200	ZENER, 8.2V, 1/2W		△FR802	S1-250-300-000		FUSE, PROTECTOR
	S3-MTZ-J91-BM0	ZENER, 9.1V		△FR803	S1-250-300-000		FUSE, PROTECTOR
	S0-254-010-000	DIODE, 1N5401BL		J801	S0-055-301-200		CONN, BOARD TO BOARD 12P
	S0-100-680-010	ZENER, 6.8V MTZJ6.8B		J803	S0-524-180-800		B-B HEADER 8PI
TUNER C.B				J804	S0-528-070-700		CONN, FFC 7P
	C109	87-010-380-010	CAP, E 47-16V	J805	S0-011-171-700		CONN, SOCKET FFC 17P
	C120	87-015-975-010	CAP, E 220-6.3V				
	C121	87-010-075-040	CAP, E 10-16V	AMP C.B			
	C126	87-010-221-010	CAP, E 470-10V	C903	87-010-037-010		CAP, E 10-50V
	C129	87-010-071-040	CAP, E 1-50V	C904	87-010-045-010		CAP, E 100-25V
	C130	87-010-071-040	CAP, E 1-50V	C905	87-010-045-010		CAP, E 100-25V
	C135	87-010-074-080	CAP, E 4.7-35V	C913	87-A10-818-040		CAP, E 100-16V
	C137	87-010-074-080	CAP, E 4.7-35V	C914	87-A10-818-040		CAP, E 100-16V
	C141	87-015-975-010	CAP, E 220-6.3V	C915	87-010-075-040		CAP, E 10-16V
	C142	87-010-074-080	CAP, E 4.7-35V	C916	87-010-075-040		CAP, E 10-16V
	C148	87-010-380-010	CAP, E 47-16V	C917	87-010-037-010		CAP, E 10-50V
	C168	87-010-071-040	CAP, E 1-50V	C918	87-010-380-010		CAP, E 47-16V
	C282	87-010-079-010	CAP, E 100-6.3V	C919	87-010-393-010		CAP, E 100-35V
	C288	87-010-075-040	CAP, E 10-16V	C921	87-A10-818-040		CAP, E 100-16V
	CF1	S0-001-070-010	CER, FILTER	C923	87-010-045-010		CAP, E 100-25V
	CF2	S0-001-070-010	CER, FILTER	C924	87-A10-818-040		CAP, E 100-16V
	CF102	S6-010-700-010	CER, RESO CDA10.7MG43-A	C925	87-010-380-010		CAP, E 47-16V
	CF103	S6-004-560-050	CER, RESO CSB456F29	C926	87-A10-818-040		CAP, E 100-16V
	CON2	S0-401-540-000	SPKR, TERMINAL 4P	C927	87-010-494-010		CAP, E 1-50V
	CON102	S0-524-180-900	B-B HEADER 9PI	J908	S0-401-400-000		CONN, PIN 4P
	FE1	A8-8ZA-191-030	TUNER FM 8ZA-1	M1	S0-611-190-000		MOTOR, FF-050SH-11190
	IFT101	87-A90-245-010	IFT, CFAZH-450	M2	S1-000-900-090		COOLING FAN
	IFT105	S7-NF8-020-240	IFT, AM PACK 4 455BFR-121	R956	S2-054-100-010		THERMISTOR T5D410K45JBDA-0
				DISPLAY C.B			
				BL201	S0-904-100-000		EL BACKLIGHT 114-36
				C204	87-010-782-010		CAP, E 47000-5.5V

REF. NO	PART NO.	KANRI NO.	DESCRIPTION	REF. NO	PART NO.	KANRI NO.	DESCRIPTION
C205	87-010-079-010		CAP,E 100-6.3V	C569	87-010-248-080		ELECT CAP 220-10V
C207	87-010-071-040		CAP,E 1-50V	C574	87-010-047-010		CAP,E 100-50V
C208	87-010-071-040		CAP,E 1-50V	C575	87-010-047-010		CAP,E 100-50V
FC3	S0-702-501-000		FFC CABLE 7P 250MM	C707	87-010-401-010		CAP,E 1-50V
FC4	S0-701-801-000		FFC CABLE 7P 180MM	C708	87-010-401-010		CAP,E 1-50V
H201	S0-532-900-900		B-B RECEPTACLE 9P	C713	87-010-075-040		CAP,E 10-16V
H202	S0-528-060-700		CONN,FFC 7P	C714	87-A10-189-080		CAP,E 220-10V
H203	S0-532-900-800		B-B RECEPTACLE 8P	C727	87-010-782-010		CAP,E 47000-5.5V
H204	S0-528-060-700		CONN,FFC 7P	C728	87-010-263-080		ELECT CAP 100-10V
J201	S0-035-183-500		HP,JACK ST 3.5MM	C736	87-010-401-010		CAP,E 1-50V
L201	87-003-097-010		COIL,1UH	C737	87-010-401-010		CAP,E 1-50V
LCD201	S0-041-380-000		LCD DISPLAY	C743	87-010-075-040		CAP,E 10-16V
SW201	SK-HH9-010-000		SW,TACT KSM0612A	C751	87-010-401-010		CAP,E 1-50V
SW202	SK-HH9-010-000		SW,TACT KSM0612A	C752	87-010-401-010		CAP,E 1-50V
SW203	SK-HH9-010-000		SW,TACT KSM0612A	C755	87-015-716-010		CAP,E 22-16V
SW204	SK-HH9-010-000		SW,TACT KSM0612A	C761	87-010-075-040		CAP,E 10-16V
SW205	S0-000-010-010		SW,MIRCO MLS-1	C770	87-010-401-010		CAP,E 1-50V
X201	S3-327-680-000		X,TAL 32.768KHZ	C771	87-010-401-010		CAP,E 1-50V
X202	S0-008-000-000		CER,RESO 8 MHZ	C772	87-010-075-040		CAP,E 10-16V
				CON701	S0-524-181-200		B-B HEADER 12P
KEY C.B				CON702	S1-78C-L12-010		CONN-PLUG FC SMK 17P
H301	S0-528-070-700		CONN,FFC 7P	FC1	S1-401-201-000		FFC CABLE 14P 120MM
SW302	SK-HH9-010-000		SW,TACT KSM0612A	FC2	S0-801-201-000		FFC CABLE 8P 120MM
SW310	SK-HH9-010-000		SW,TACT KSM0612A	H501	S0-000-151-510		CONN,SNAP-IN 15P
SW311	SK-HH9-010-000		SW,TACT KSM0612A	H502	S0-000-020-210		HEADER JST 2P
SW312	SK-HH9-010-000		SW,TACT KSM0612A	H503	S0-000-020-220		HEADER JST 2P(RED)
SW313	SK-HH9-010-000		SW,TACT KSM0612A	H504	S0-000-020-230		HEADER JST 2P(BLU)
SW314	SK-HH9-010-000		SW,TACT KSM0612A	H703	S0-000-020-230		HEADER JST 2P(BLU)
SW315	SK-HH9-010-000		SW,TACT KSM0612A	L501	87-005-696-080		INDUCTOR,100UH
SW316	SK-HH9-010-000		SW,TACT KSM0612A	L502	S0-035-341-000		COIL,BEAD 100MHZ
SW317	SK-HH9-010-000		SW,TACT KSM0612A	L503	S0-035-341-000		COIL,BEAD 100MHZ
SW318	SK-HH9-010-000		SW,TACT KSM0612A	M701	S1-215-370-000		MOTOR RF-370CA-15370 12V
SW351	SH-132-032-000		ROTARY ENCODER	RN701	S2-291-030-000		RES,NETWORK EXB-Z9E103J
				RN702	S2-291-030-000		RES,NETWORK EXB-Z9E103J
				SW701	S0-000-020-000		SW,MICRO MQS-2
SPEAKER C.B				SW702	S0-000-020-000		SW,MICRO MQS-2
J603	S0-202-130-000		JACK,PIN 3P	VR501	87-024-171-080		SFR,5K
				VR502	87-024-176-080		SFR,100K
				VR503	87-024-176-080		SFR,100K
				VR504	87-024-176-080		SFR,100K
PT C.B				X501	S0-016-930-000		CER,RESO
J604	S0-702-000-000		CONN,PIN 7P	X701	S3-327-680-000		X,TAL 32.768KHZ
J614	S0-532-650-200		HEADER MOLEX 2P	X703	S0-008-000-000		CER,RESO 8 MHZ
△PT801	S5-166-360-200		POWER TF EI-66/36 120V				
FUSE C.B				FUNCTION C.B			
△	S4-000-010-000		AC CONTACT TERMINAL	C401	87-010-401-010		CAP,E 1-50V
△	S7-900-000-000		FUSE HOLDER	C402	87-010-401-010		CAP,E 1-50V
△F901	S0-050-200-020		FUSE,500/250V	C407	87-010-401-010		CAP,E 1-50V
				C408	87-010-401-010		CAP,E 1-50V
				C411	87-A10-818-040		CAP,E 100-16V
CD MAIN C.B				C412	87-A10-818-040		CAP,E 100-16V
C507	87-010-404-010		CAP,E 4.7-50V	C413	87-010-075-040		CAP,E 10-16V
C508	87-010-404-010		CAP,E 4.7-50V	C414	87-010-075-040		CAP,E 10-16V
C518	87-010-037-010		CAP,E 10-50V	C415	87-010-401-010		CAP,E 1-50V
C521	87-010-263-080		ELECT CAP 100-10V	C416	87-010-401-010		CAP,E 1-50V
C523	87-010-263-080		ELECT CAP 100-10V	CON401	S0-532-901-200		B-B RECEPTACLE 12P
C527	87-010-221-010		CAP,E 470-10V	J401	S0-202-460-010		JACK,PIN 3Px2
C533	87-010-263-080		ELECT CAP 100-10V	PANEL C.B			
C540	87-010-380-010		CAP,E 47-16V	C601	87-010-053-810		CAP,E 1-50V
C541	87-010-037-010		CAP,E 10-50V	H705	S2-001-WR0-700		HEADER 7P
C547	87-010-549-010		CAP,E 47-6.3V	REM601	S0-006-380-000		RC,PHOTO RECEIVER
C549	87-010-549-010		CAP,E 47-6.3V	SW601	SK-HH9-010-000		SW,TACT KSM0612A
C555	87-010-244-040		CAP,E 22-16V	SW602	SK-HH9-010-000		SW,TACT KSM0612A
C555	87-015-716-010		CAP,E 22-16V	SW603	SK-HH9-010-000		SW,TACT KSM0612A
C556	87-010-549-010		CAP,E 47-6.3V	SW604	SK-HH9-010-000		SW,TACT KSM0612A
C558	87-010-037-010		CAP,E 10-50V	SW605	SK-HH9-010-000		SW,TACT KSM0612A
C561	87-010-406-080		ELECT CAP 22-50V	SW607	SK-HH9-130-000		SW,PB(CSDSR510,515)
C566	87-010-263-080		ELECT CAP 100-10V				

REF. NO	PART NO.	KANRI NO.	DESCRIPTION		
OPTICAL C.B					
C801	87-010-263-080	ELECT CAP 100-10V		87-010-400-010	CAP,E 0.47-50V
LED801	87-A40-123-010	LED,SLZ-8128A-01-B		87-005-696-080	COIL,100UH
				87-005-366-010	COIL,FM 1UH
	S5-030-650-000	SFR,50K		S0-091-340-070	IFT A7BRRCS-A9134
	SO-020-160-000	TERMINAL PUSH 2P		87-NF4-651-010	IFT AM PACK(RF BLOCK)
	S6-240-500-500	C-CAP,24PF-50V		S5-866-361-400	POWER TF EI66/36 230V
	87-010-067-080	CAP,E 0.1-50V			

- Regarding connectors, they are not stocked as they are not the initial order items. The connectors are available after they are supplied from connector manufacturers upon the order is received.

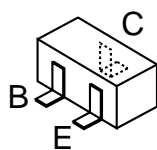
○ チップ抵抗部品コード / CHIP RESISTOR PART CODE



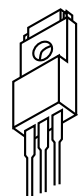
チップ抵抗  
Chip resistor

容量 Wattage	種類 Type	許容誤差 Tolerance	記号 Symbol	寸法 / Dimensions (mm)			抵抗コード : A Resistor Code : A	
				外形 / Form	L	W		t
1/16W	1608	5%	CJ		1.6	0.8	0.45	108
1/10W	2125	5%	CJ		2	1.25	0.45	118
1/8W	3216	5%	CJ		3.2	1.6	0.55	128

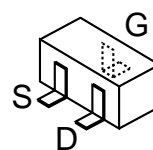
TRANSISTOR ILLUSTRATION



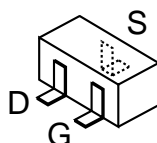
2SA1162 DTA114YK  
2SC2712 DTC114TK/TKA  
2SC2714 DTC114YK



2SB1370



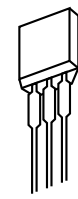
2SK209



2SK211



PE8050  
PE8550



DTC114ES  
DTC124ES

## MECHANICAL PARTS LIST 1/2

DESCRIPTIONで判断できない物は "REFERENCE NAME LIST" を参照してください。  
 If can't understand for Description please kindly refer to "REFERENCE NAME LIST".

REF. NO	PART NO.	KANRI NO.	DESCRIPTION	REF. NO	PART NO.	KANRI NO.	DESCRIPTION
1	S8-CL1-050-020		CAB,BOTTOM CD	21	S8-CLB-040-000		PANEL FRONT CD
2	S8-CL1-080-200		DOOR,CD	22	S8-CL1-480-000		LENS,SENSOR REMOTE
3	S8-CL1-090-000		WINDOW,CD	23	S8-CLB-010-100		PLATE COVER FRONT CD
4	S8-CLB-030-100		CAB, TOP CD	24	S8-CL1-800-000		BADGE AIWA
5	S8-CL1-150-000		GEAR, DOOR CD				
6	S8-CL1-160-000		GEAR, DOOR CD	A	87-081-438-010		FW, 3-6-0.4
7	S8-CL1-170-000		GEAR, DOOR CD	B	87-352-095-010		SCREW, ST3-8
8	S8-CL1-630-000		BELT, PULLEY CD 48-1.6-1.6	C	87-741-097-410		SCREW, ST3-12
9	S8-CL1-180-000		GEAR, DOOR CD	D	87-743-074-410		SCREW, ST2.6-8
10	S1-215-370-000		MOTOR RF-370CA-15370 12V	E	87-741-096-010		SCREW, 3-10MM PM
11	S8-CL1-070-000		CHASSIS CD	F	87-251-092-410		SCREW, M3-4
12	S8-CL1-450-000		HOLDER REMOTE SENSOR	G	87-261-074-010		SCREW, ST2.6-8MM BB
13	S8-CL1-460-020		CLAMP CABLE	H	87-743-073-410		SCREW, ST2.6-6
14	S0-000-020-000		SW, MICRO MQS-2	I	87-342-076-010		SCREW, ST2.6-12MM PAB
15	S8-CL1-120-010		KNOB, EJECT CD (GRY)	J	87-B10-026-010		SCREW, ST1.7-8
16	S8-CL1-110-100		KNOB, SKIP	K	87-353-533-310		SCREW, ST1.7-5
17	S7-CD3-400-000		COVER OPTICAL				
18	S7-CD3-390-000		HOLDER OPTICAL				
19	S8-CL1-640-000		FOOT, RUBBER 10-10-3				
20	S8-CL1-100-200		KNOB, PLAY SET(B)				

## MECHANICAL PARTS LIST 2/2

DESCRIPTIONで判断できない物は "REFERENCE NAME LIST" を参照してください。  
 If can't understand for Description please kindly refer to "REFERENCE NAME LIST".

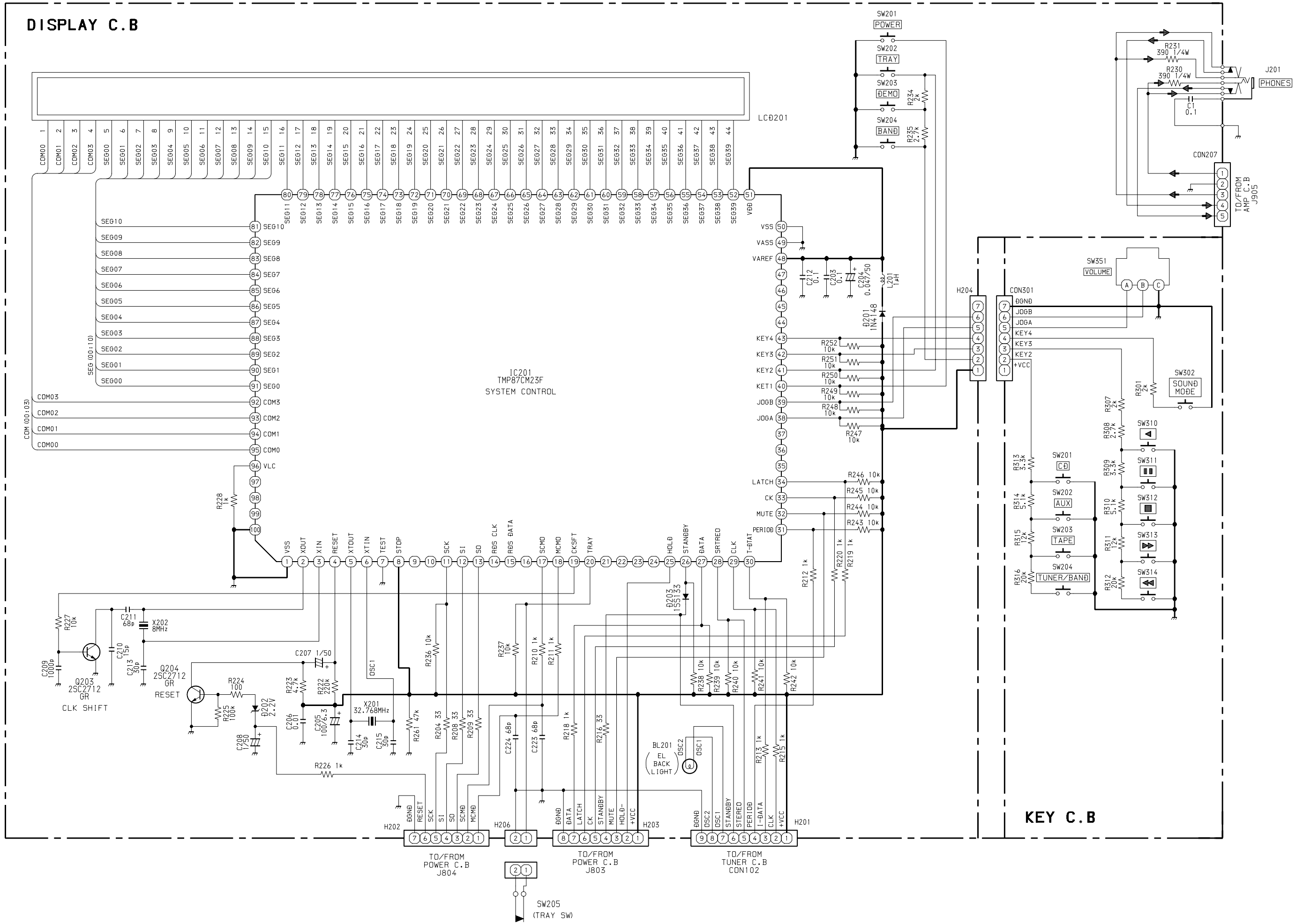
REF.NO	PART.NO.	KANRI NO.	DESCRIPTION	REF.NO	PART.NO.	KANRI NO.	DESCRIPTION
1	S8-CL1-350-010		KEY,SOUND	26	S8-CL1-220-000		CHASSIS PANEL CONTROL
2	S8-CL1-340-010		KEY,SET-EDIT	27	85-ZG1-616-010		MOTOR,FF-050SH-11190
3	S8-CL1-390-010		KEY,SET-FUNCTION	28	S8-CL1-410-000		PULLEY MOTOR TRAY
4	S8-CL1-380-100		KEY,SET-F.F	29	S8-CL1-620-000		BELT,PULLEY AMP
5	S8-CL1-370-100		KEY,SET-CD(GRY)	30	S8-CL1-420-000		GEAR,TRAY
6	S8-CL1-360-100		KEY,SET-REC	31	S8-CL1-430-000		CENTER GEAR TRAY
7	S8-CL1-800-000		BADGE AIWA	32	S8-CL1-660-000		BRACKET CORD AC
8	S8-CL1-200-010		PANEL,TOP CONTROL	33	S0-000-010-010		SW,MIRCO MLS-1
9	S8-CL1-710-100		PLATE CONTROL PANEL				
10	S8-CL1-230-010		KEY,JOG GREY	A	87-357-036-010		SCREW ST 2-8
				B	87-268-508-310		SCREW,ST1.4-3.5
11	S8-CL1-280-100		CAB,TOP AMP	C	87-352-095-010		SCREW,ST3-8
12	S8-CL1-760-100		PLATE PANEL FRONT AMP	D	87-741-097-410		SCREW,ST3-12
13	S8-CL1-190-100		LENS,DISPLAY	E	87-261-075-010		SCREW,ST2.6-10MM BB
14	S8-CL1-210-000		TRAY,PANEL CONTROL				
15	S8-CL1-020-010		PANEL,FRONT AMP	F	87-255-169-410		SCREW,4-6
16	S8-CL1-400-010		KNOB,POWER(GRY)	G	87-261-094-410		SCREW,M3-6
17	S8-CL1-060-010		CAB,BOTTOM AMP	H	87-352-097-210		SCREW,ST3-12
18	S0-041-380-000		LCD DISPLAY	I	87-261-074-010		SCREW,ST2.6-8MM BB
19	S8-CL1-680-000		BKT DISPLAY LCD	J	87-067-911-010		SCREW,ST1.7-10
20	S8-CL1-640-000		FOOT,RUBBER 10-10-3	K	87-078-157-010		SCREW,ST3-16
△	21	S5-866-361-400	POWER TF EI-66/36	L	87-253-095-410		SCREW 3-8
	22	S0-900-120-000	COOLING FAN DC12V 0.08A	M	87-751-096-410		SCREW,3-10
	23	S8-CL1-240-010	BRACKET FAN	N	87-251-094-410		SCREW,ST3-6
	24	S0-408-000-020	CORD AC BUSHING	O	S0-000-305-000		NUT,M3.5-0.5
△	25	S2-201-200-000	CORD,POWER 6.5 VDE	P	87-078-044-010		FW,3.2-8-1



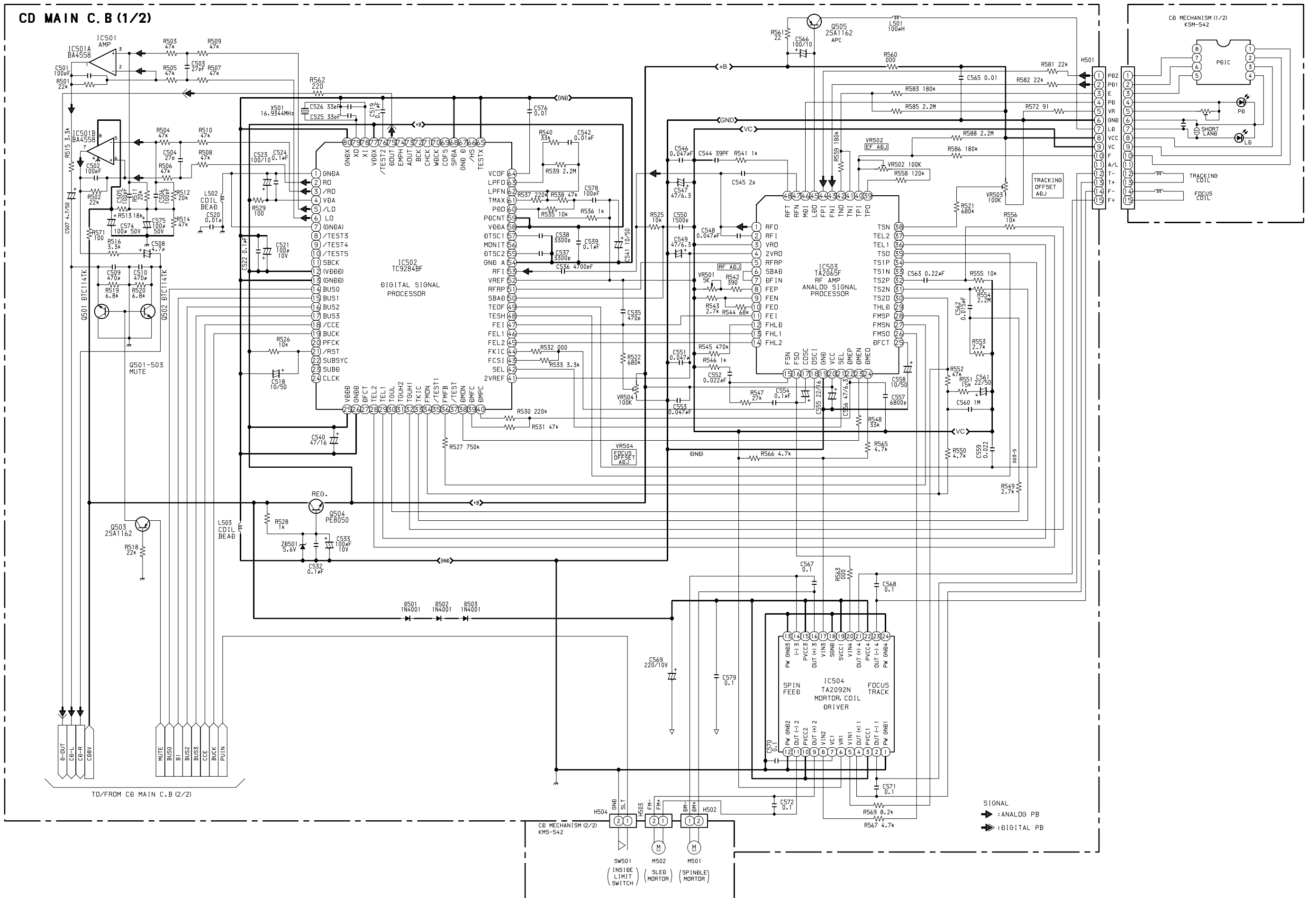
## SPEAKER PARTS LIST 1/1

DESCRIPTIONで判断できない物は "REFERENCE NAME LIST" を参照してください。  
If can't understand for Description please kindly refer to "REFERENCE NAME LIST".

REF.NO	PART NO.	KANRI NO.	DESCRIPTION
1	88-CLB-941-010		PANEL,FR W
2	88-CL1-953-010		SPKR,100
3	88-CL1-954-010		SPKR,60
4	88-CL1-943-010		COVER,TOP
5	88-CLB-959-010		GRILLE,FRAME B ASSY
6	88-CLB-958-010		GRILLE,FRAME T ASSY
7	88-CLB-957-010		GRILLE,FRAME W ASSY

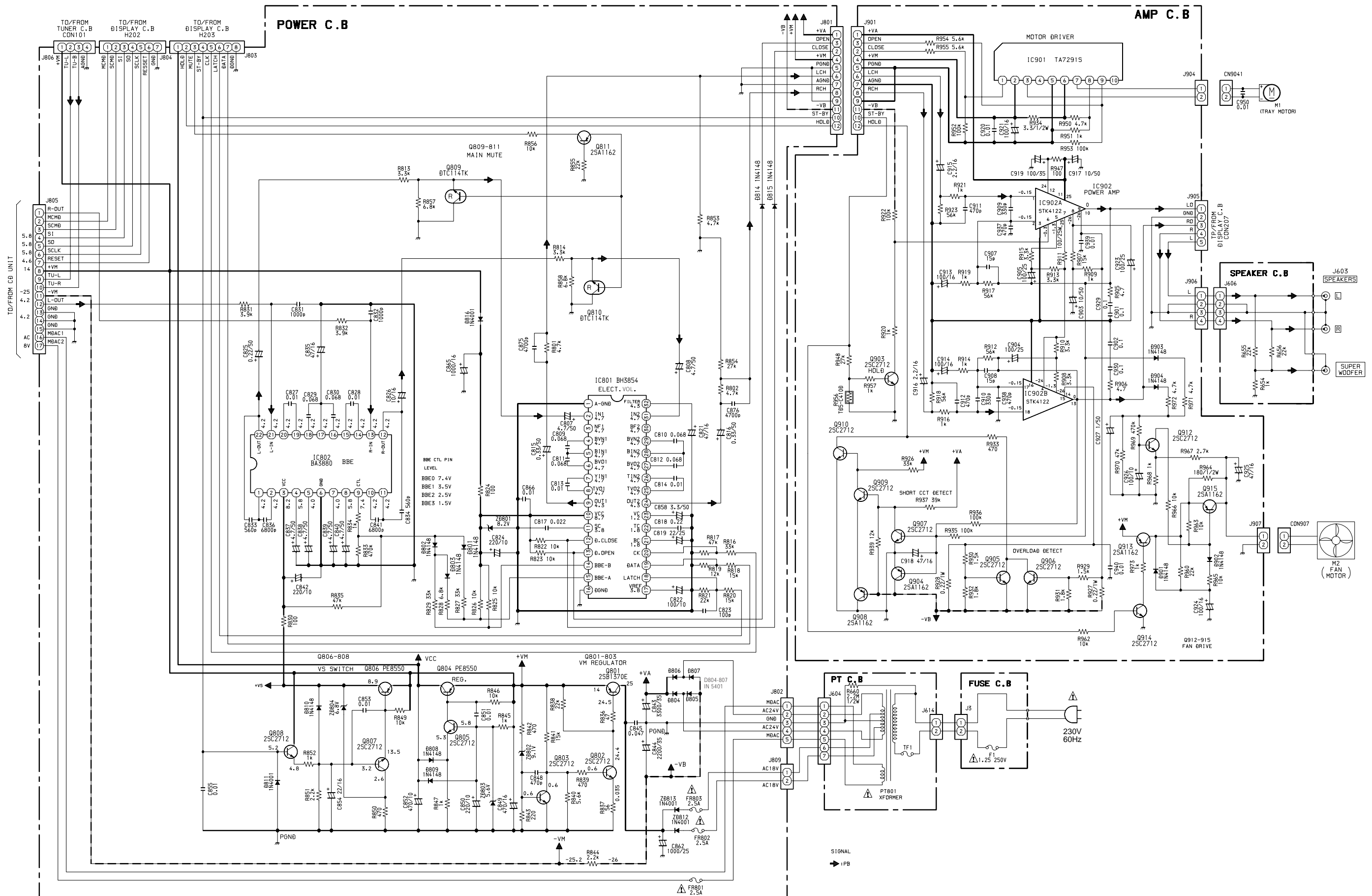


SCHEMATIC DIAGRAM-4 (CD MAIN)





SCHEMATIC DIAGRAM-2 (AMP/POWER)



SCHEMATIC DIAGRAM-5 (FUNCTION/PANEL)

