AA-810

# SERVICE MANUAL

# PARTS LIST

PRIDE IN QUALITY

## AKAI STEREO RECEIVER

MODEL **AA-810**

ALSO APPLICABLE TO MODEL AA-810DB




# STEREO RECEIVER
# MODEL AA-810

ALSO APPLICABLE TO MODEL AA-810DB
STEREO RECEIVER

SECTION 1 SERVIS MANUAL ..... 2
SECTION 2 PARTS LIST (MODEL AA-810/DB) ..... 19



www.hifiengine.com

SECTION I

# SERVICE MANUAL

## TABLE OF CONTENTS


I. SPECIFICATIONS . . . . . 3
II. DISMANTLING OF UNIT . . . . . 5
III. ADJUSTMENTS . . . . . 6
1. NECESSARY MEASURING INSTRUMENTS . . . . . 6
2. CLASSIFICATION OF VARIOUS P.C. BOARDS . . . . . 8
3. FM TUNER SECTION ADJUSTMENT . . . . . 10
4. AM TUNER SECTION ADJUSTMENT . . . . . 11
5. DOLBY NR ADJUSTMENT . . . . . 11
6. MAIN AMP IDLING CURRENT ADJUSTMENT . . . . . 11
IV. TUNING CORD THREADING . . . . . 13
V. COMPOSITE VIEWS OF COMPONENTS . . . . . 14




www.hifiengine.com

# I. SPECIFICATIONS

**An asterisk next to a figure indicates the minimum guaranteed performance.**

| | | |
|---|---|---|
| **§ AMPLIFIER SECTION** | | |
| RATED OUTPUT | | 10W × 2/8 Ω (both channels activated) |
| HARMONIC DISTORTION | | 0.8% (8 Ω) at rated output |
| POWER BAND WIDTH (IHF) | | 20 to 40,000 Hz at 8 Ω |
| INPUT SENSITIVITY | PHONO | 2.5 mV (−50 dBm ± 1.5 dB) |
| | TAPE | 140 mV (−15 dBm ± 1.5 dB) |
| RESIDUAL NOISE | | Less than 2.5 mV (Less than −50 dBm) |
| SIGNAL TO NOISE RATIO | PHONO | Better than −40 dBm |
| | TAPE | Better than −50 dBm |
| TONE CONTROL | BASS | 10 ± 2.0 dB at 100 Hz |
| | | −10 ± 2.0 dB at 100 Hz |
| | TREBLE | 10 ± 2.0 dB at 10 kHz |
| | | −10 ±2.0 dB at 10 kHz |
| LOUDNESS CONTROL | | 10 ± 2.0 dB at 100 Hz |
| | | 5 ± 2.0 dB at 10 kHz |
| PHONO FREQUENCY RESPONCE | | RIAA ± 2.0 dB |
| CHANNEL SEPARATION | | Better than 45 dB at 1 kHz |
| L-R DEVIATION | | Within 3 dB (Phono) |
| RECORDING OUTPUT | PIN | 115 mV (−16.5 dBm ± 2.0 dB) |
| | DIN | 25 mV (−30 dBm ± 2.0 dB) |
| **§ FM TUNER SECTION** | | |
| FREQUENCY RANGE | | *86 to 109 MHz ± 1 MHz |
| DIAL TRACKING ERROR | | ± 250 kHz |
| SENSITIVITY (IHF) | | 2 μV *Less than 4 μV (12 dB) |
| SENSITIVITY DEVIATION | | Within 3 dB |
| IMAGE REJECTION RATIO | | Better than 65 dB at 98 MHz |
| | | *Better than 45 dB at 90, 98 and 106 MHz |
| IF REJECTION RATIO | | Better than 90 dB at 98 MHz |
| | | *Better than 50 dB at 90, 98 and 106 MHz |
| CAPTURE RATIO (IHF) | | 3 dB *Less than 5 dB |
| LIMITING SENSITIVITY | | Less than 12 dB |
| SELECTIVITY | | Better than 65 dB |
| | | *Better than 50 dB |
| SIGNAL TO NOISE RATIO | | Better than 70 dB |
| | | *Better than 55 dB (includes carrier leak) |
| HARMONIC DISTORTION | STEREO | Less than 0.8% |
| | | *Less than 2% |
| | MONAURAL | Less than 0.4% |
| | | *Less than 0.8% |
| FREQUENCY RESPONSE | | −13 ± 2.0 dB at 10 kHz |
| STEREO SENSITIVITY | | 10 to 30 μV (20 to 30 dB ± 3 dB) |
| STEREO SEPARATION | | Better than 40 dB |
| | | *Better than 35 dB |
| L-R DEVIATION | | Within 3 dB |
| RECORDING OUTPUT | PIN | 1V (2 dBm ± 2 dB) |
| | DIN | 170 mV (−13 dBm ± 2 dB) |



www.hifiengine.com

## § AM TUNER SECTION

| | | |
|---|---|---|
| FREQUENCY RANGE | | 515 to 1,650 kHz |
| DIAL TRACKING ERROR | | Within 2% |
| SENSITIVITY (IHF) | | 250 μV at 1 MHz<br>*310 μV (50 dB) at 400 Hz 30% MOD, DIS 0.5% |
| SENSITIVITY DEVIATION | | Within 6 dB |
| IMAGE REJECTION RATIO | | Better than 55 dB at 1 MHz<br>*Better than 30 dB at 1 MHz |
| IF REJECTION RATIO | | Better than 45 dB at 1 MHz<br>*Better than 40 dB at 1 MHz |
| SELECTIVITY | | Better than 30 dB |
| SIGNAL TO NOISE RATIO | | Better than 50 dB<br>*Better than 40 dB |
| DISTORTION FACTOR | | Less than 1% at 74 dB input |
| RECORDING OUTPUT | PIN | 150 mV (−14 dBm ± 2 dB) |
| | DIN | 35 mV (−27 dBm ± 2 dB) |

## § OTHER

| | | |
|---|---|---|
| TRANSISTORS | 2SA720 (Q) (R) . . . 4 (4) | 2SC1312R (G) (H) . . . 4 (4) |
| | 2SC454 (B) (C) . . . 3 (3) | 2SC1313 (F) (G) (H) . . . 4 (4) |
| | 2SC536 (E) (F) . . . 2 (2) | 2SC1318 (Q) (R) . . . 2 (2) |
| | 2SC711 (E) (F) . . . 0 (1) | 2SC1647 (S) (E) (U) . . . 0 (1) |
| | 2SC839 (F) (G) . . . 3 (3) | 2SD313 (D) (E) . . . 5 (5) |
| | Model AA-810DB shown in parentheses | |
| I.C. | TA7061AP . . . 1 (1) NE545B . . . 0 (2) LA3300 . . . 1 (1) | |
| | Model AA-810DB shown in parentheses | |
| DIODES | 1N34A . . . 3 (6) | WG599 . . . 2 (2) |
| | 1S188AM . . . 0 (1) | WZ130 . . . 1 (1) |
| | 1S2076 . . . 2 (2) | 10D1 . . . 2 (2) |
| | Model AA-810DB shown in parentheses | |
| VARISTOR | VD1222 . . . 2 | |
| POWER SOURCE | 100 to 240V A.C. 50/60 Hz | |
| POWER CONSUMPTION | 100W | |
| DIMENTIONS | 527(W) x 107(H) x 296(D) mm (20.8" x 4.2" x 11.7") | |
| WEIGHT | AA-810: 7.9 kg (17.4 lbs.)<br>AA-810DB: 8.2 kg (18 lbs.) | |

**Note: Specifications subject to change without notice.**



www.hifiengine.com

# II. DISMANTLING OF UNIT

In case of trouble, etc. necessitating disassembly, please disassemble in the order shown in photographs. Reassemble in reverse order.

1




2




3




4




5




6




7




8






www.hifiengine.com

# III. ADJUSTMENTS

## 1. NECESSARY MEASURING INSTRUMENTS

| Measuring instruments | Model | For |
|---|---|---|
| AM-FM Radio IF Genescope | Meguro MSW-721C | FM and AM IF Adjustment |
| FM Standard Signal Generator | Meguro MSG-278G | FM Tracking, Sensitivity Adjustment |
| FM Stereo Modulator | Meguro MSG-211E | FM Stereo Separation Adjustment |
| AM Standard Signal Generator | Meguro MSG-221C | AM Tracking, Sensitivity Adjustment |
| AM Loop Antenna | Meguro MLA-1001B | AM Tracking, Sensitivity Adjustment |
| High Sensitivity V.T.V.M. | Kikusui 183E | Sensitivity, FM Stereo Separation Adjustment |
| Distortion Meter | Shibasoku 760C | Sensitivity Adjustment |
| D.C. Ampere Meter or Tester | | Main Amplifier Adjustment |
| Frequency Counter | National VP-475 | Dolby Tone Adjustment |
| Oscilloscope | | |

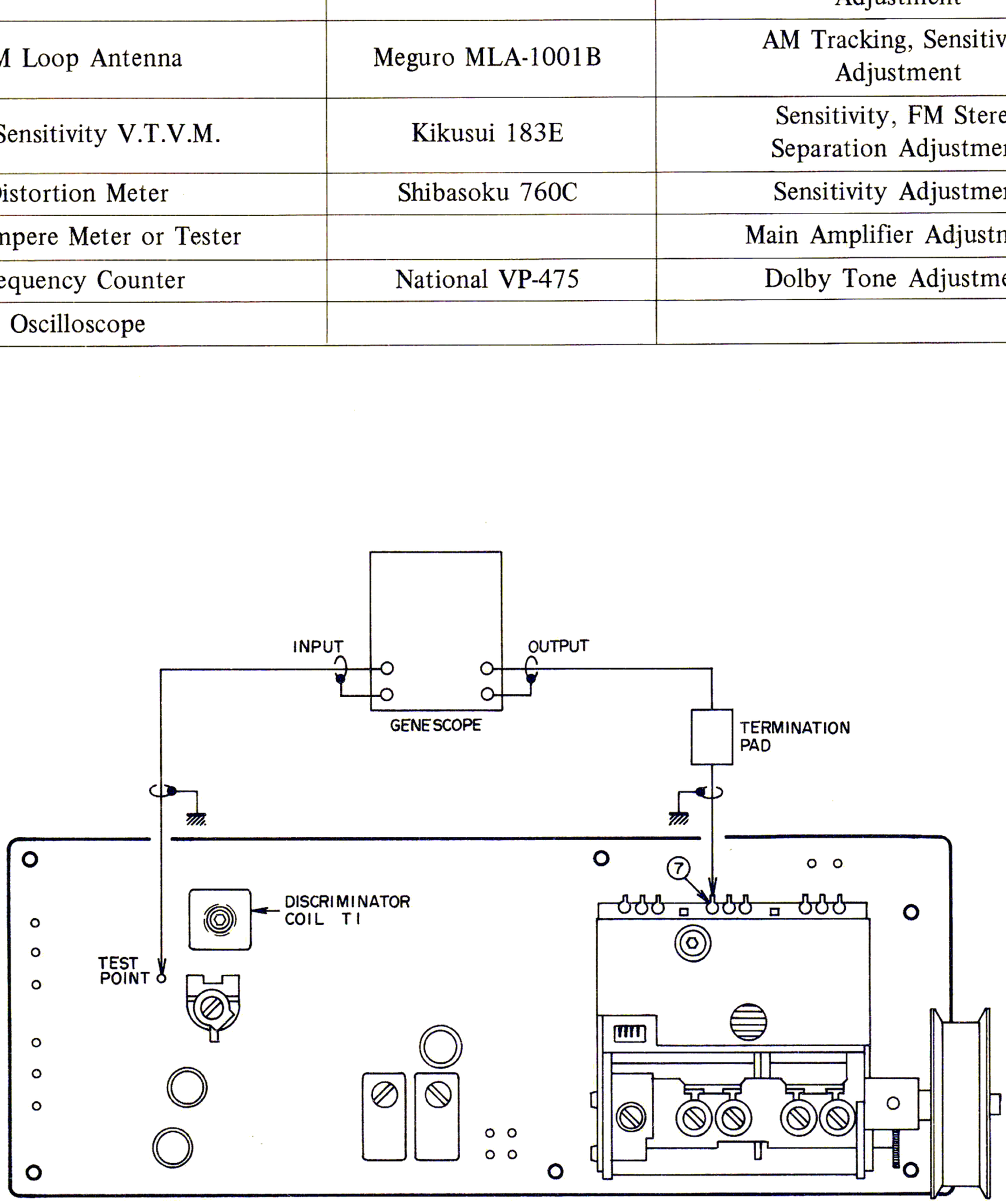


IF Adjustment Fig. 1



www.hifiengine.com

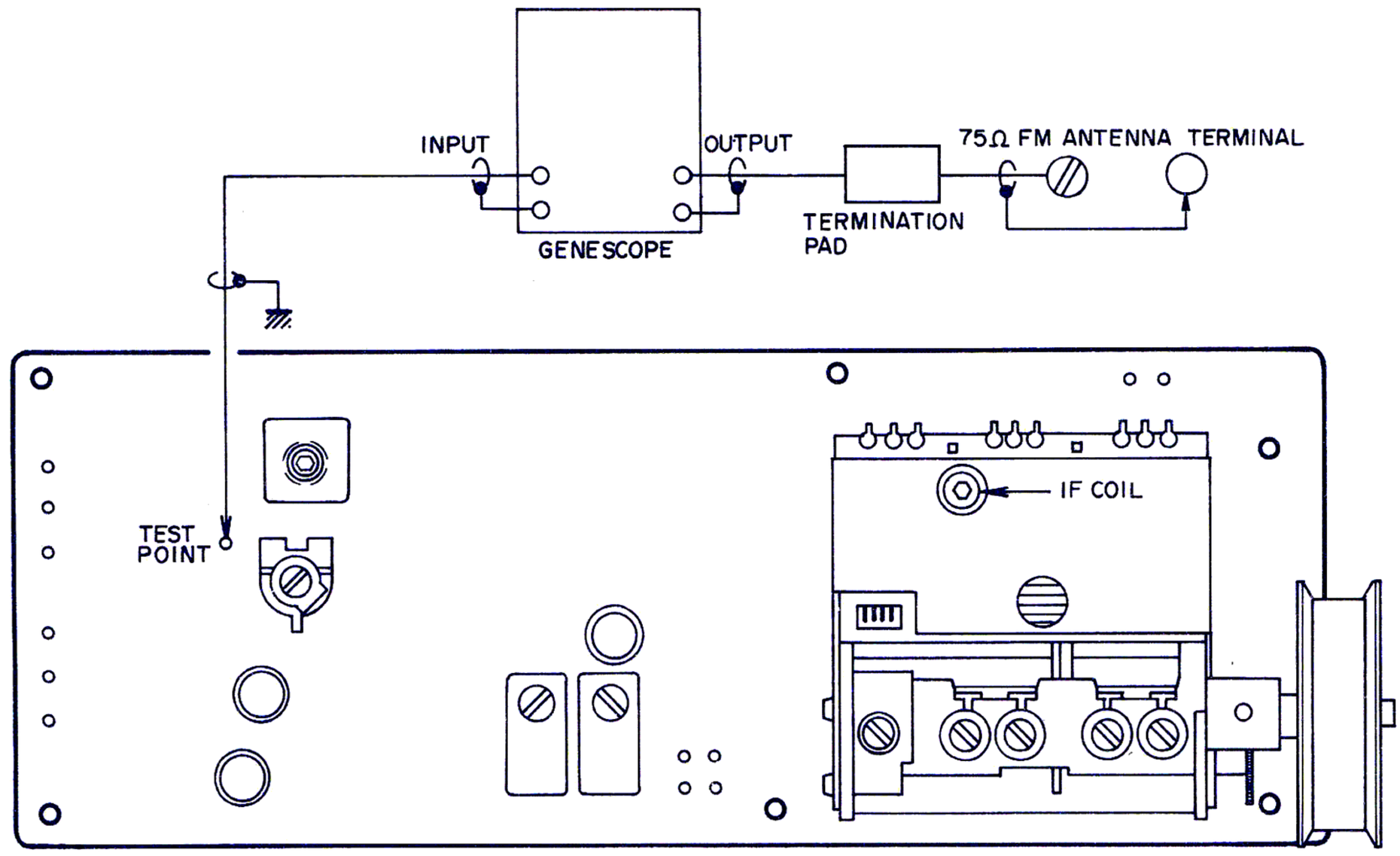


Matching Adjustment Fig. 2

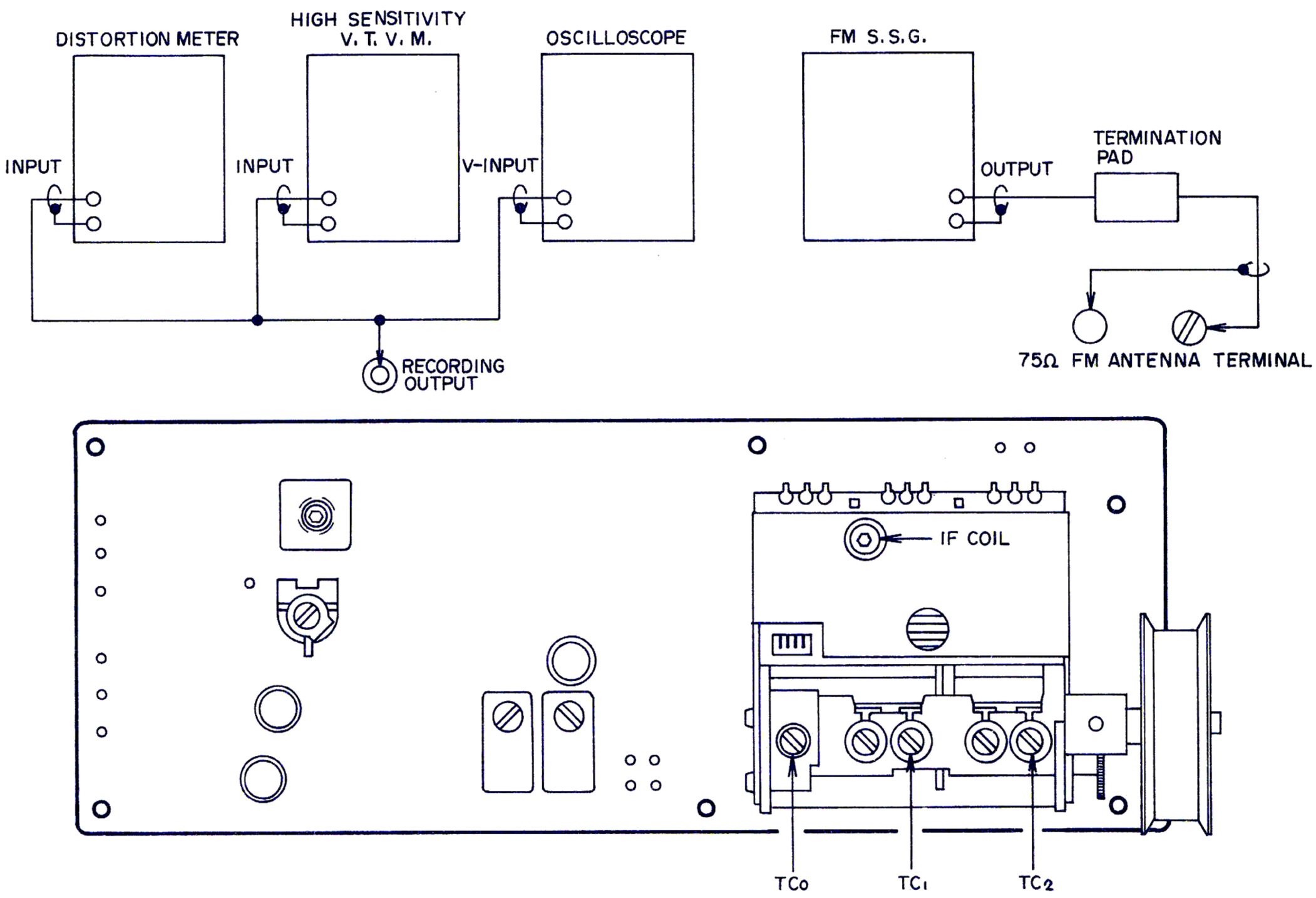


Tracking Sensitivity Adjustment Fig. 3



www.hifiengine.com

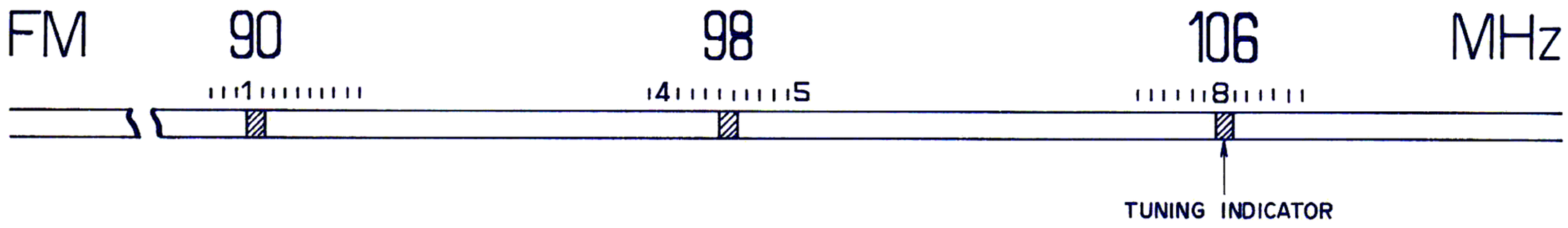


Fig. 4

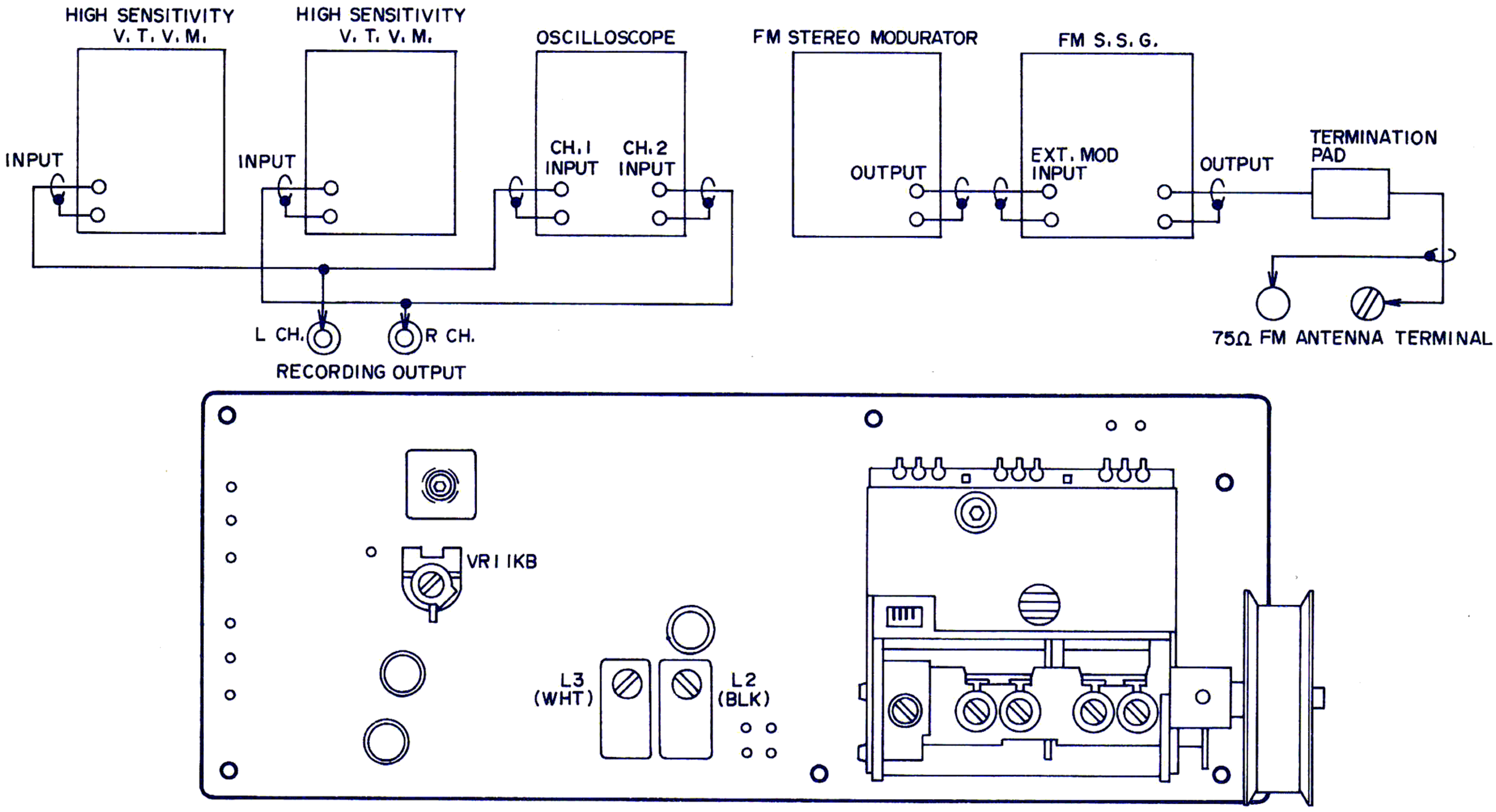


Stereo Separation Adjustment Fig. 5

## 2. CLASSIFICATION OF VARIOUS P.C. BOARD

| P.C. Board | AA-810 | AA-810DB |
|---|---|---|
| Main Amplifier P.C. Board | A8-5031 | A8-5031 |
| FM P.C. Board | A8-5032 | A8-5032 |
| AM P.C. Board | A8-5035 | A8-5216 |
| Push SW. P.C. Board | | A8-5217 |
| Dolby N.R. P.C. Board | | A8-5218 |



www.hifiengine.com

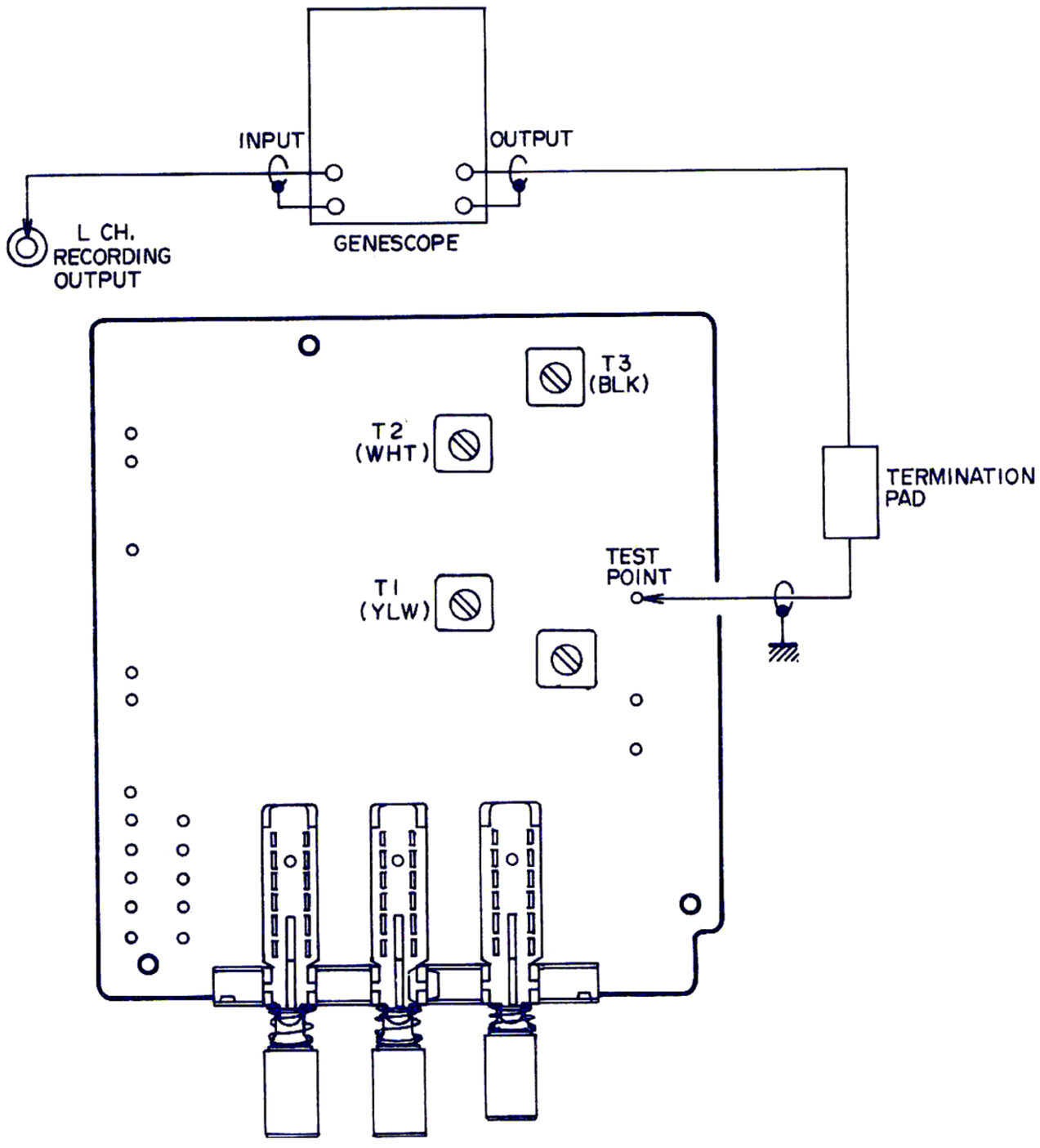


IF Adjustment Fig. 6

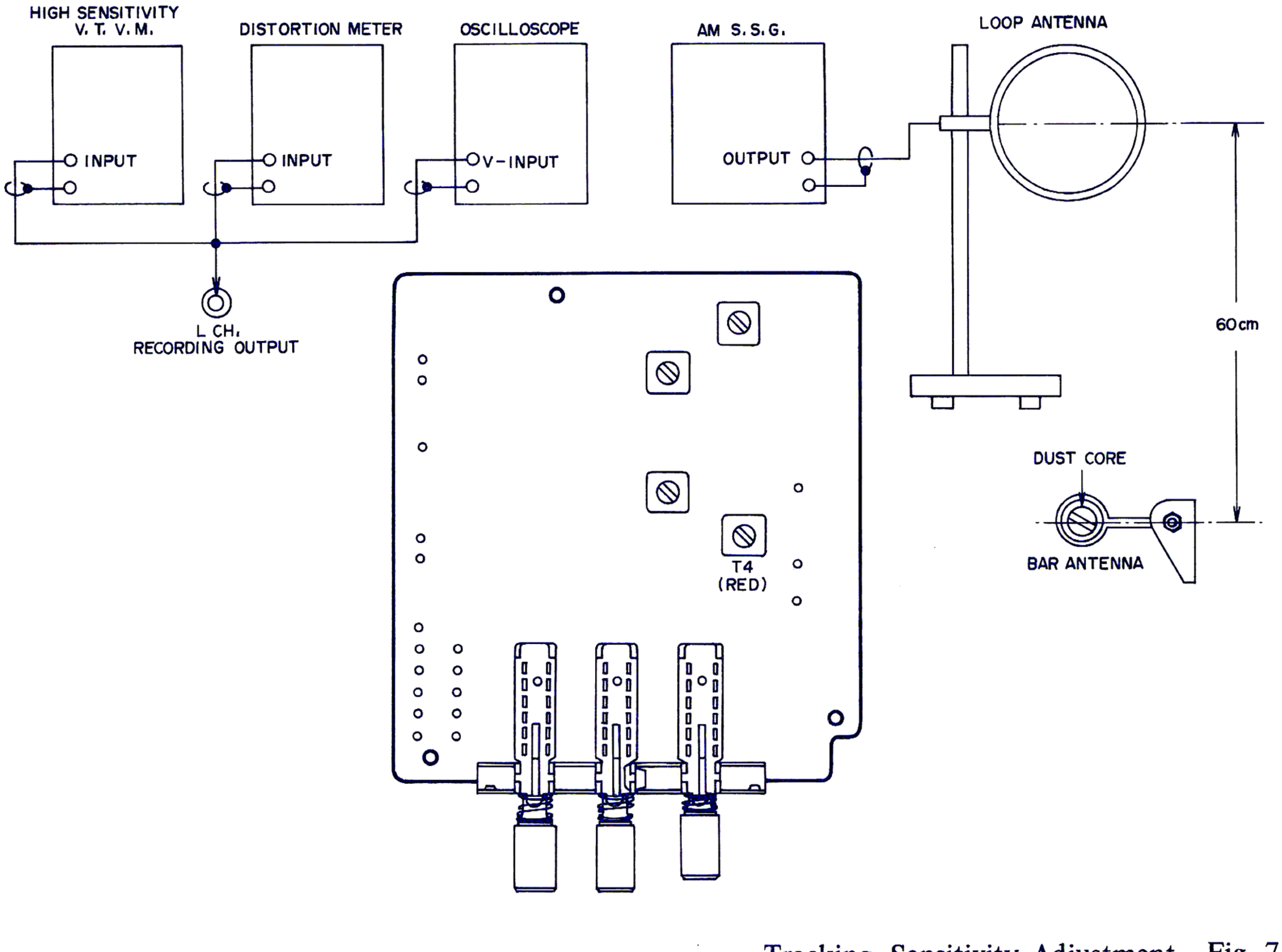


Tracking, Sensitivity Adjustment Fig. 7



www.hifiengine.com

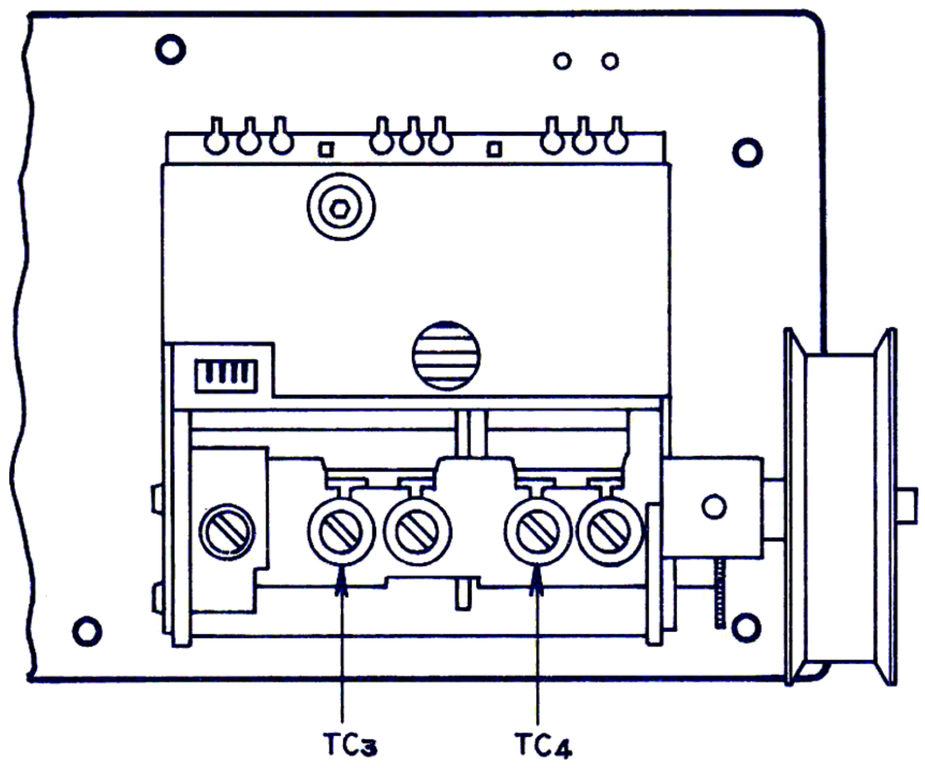


Fig. 8




Fig. 9

## 3. FM TUNER SECTION ADJUSTMENT

| Adjustment Item | Adjustment Point | Reference Diagram | Remarks |
|---|---|---|---|
| IF Adjustment | $T_1$ | Fig. 1 | Set tuning indicator to extreme right end of dial and adjust S curve height and linearity. |
| Matching Adjustment | IF Coil | Fig. 2 | Set tuning indicator to extreme right end of dial. Adjust S curve height and set noise component to maximum. |
| Tracking Adjustment | TCo | Figs. 3, 4 | Set tuning indicator to 106 MHz, and adjust for maximum output and minimum distortion.<br>Confirm tracking at 90 MHz and 98 MHz.<br>(Tracking error: ±250 kHz) |
| Sensitivity Adjustment | $TC_1$, $TC_2$ | Figs, 3, 4 | Set tuning indicator to 106 MHz and adjust for minimum distortion. |
| | Front End IF Coil | Fig. 3 | Set tuning indicator to 98 MHz and adjust for minimum distortion. |
| Stereo Separation Adjustment | $L_2$ (Blk)<br>$L_3$ (Wht) | Fig. 5 | Set stereo modulator to sub mode and adjust for minimum distortion. |
| | VR1, 1 kB | Fig. 5 | Set stereo modulator to LEFT mode and adjust for minimum right channel output. |
| Tuning Meter Center Adjustment | $T_1$ | Fig. 3 | Adjust upper core of $T_1$ so that the tuning meter indication comes to the center.<br>Adjust lower core of $T_1$ for minimum distortion. |



www.hifiengine.com

## 4. AM TUNER SECTION ADJUSTMENT

| Adjustment Item | Adjustment Point | Reference Diagram | Remarks |
|---|---|---|---|
| IF Adjustment | $T_3$ (BLK) ↓ $T_2$ (WHT) ↓ $T_1$ (YLW) | Fig. 6 | Set tuning indicator to extreme right end of dial and adjust for highest single peaking response. |
| Tracking Adjustment | $T_4$ (RED) | Figs. 7, 9 | Set tuning indicator to 600 kHz and adjust for maximum output and minimum distortion. |
| | $TC_3$ | Figs. 8, 9 | Set tuning indicator to 1,400 kHz and adjust for maximum output and minimum distortion.<br><br>Confirm tracking at 1,000 kHz<br>(Tracking error: within 2%) |
| | Core of bar antenna | Figs. 7, 9 | Set tuning indicator to 600 kHz and adjust for maximum output and minimum distortion. |
| Sensitivity Adjustment | $TC_4$ | Figs. 8, 9 | Set tuning indicator to 1,400 kHz and adjust for maximum output and minimum distortion.<br><br>Confirm sensitivity at 1,000 kHz |

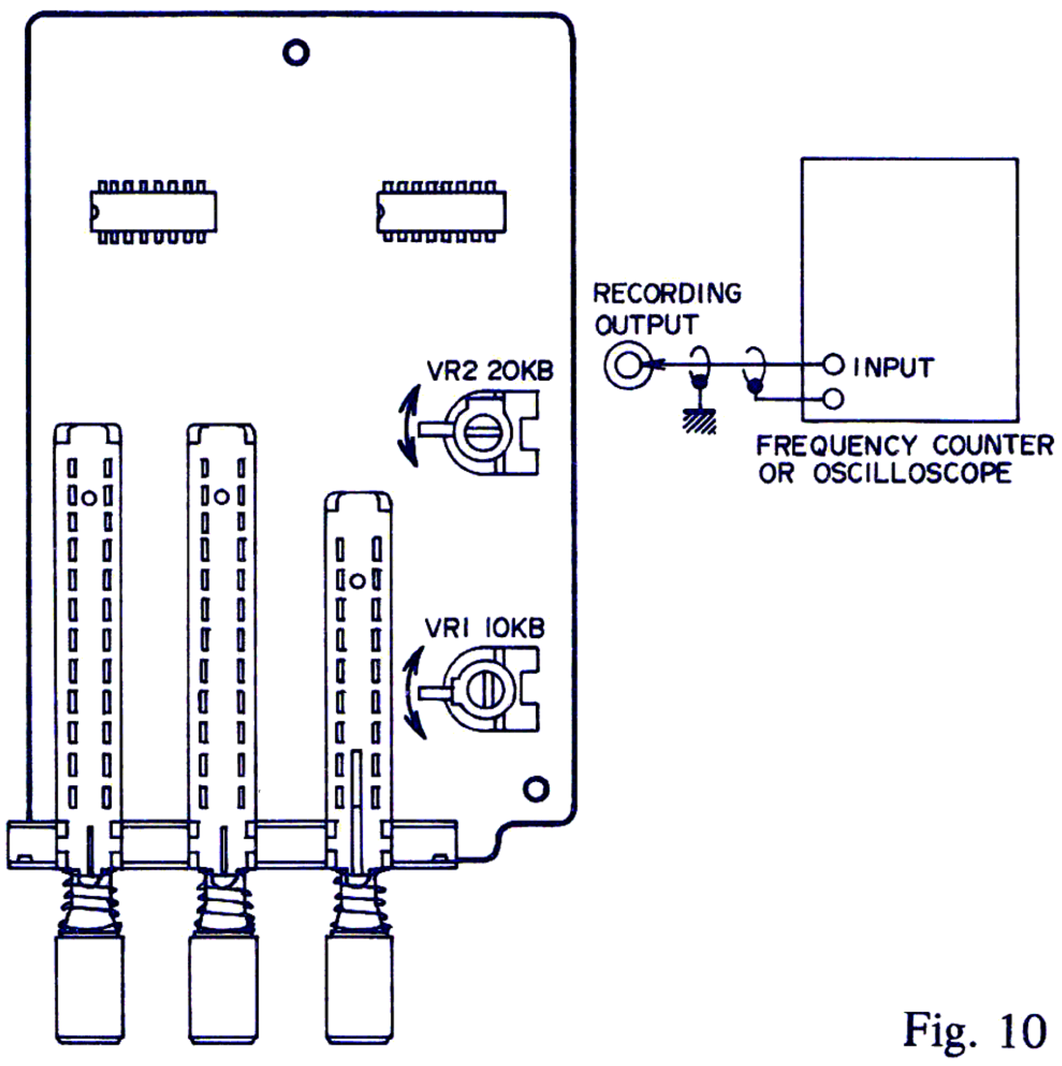


Fig. 10

## 5. DOLBY NR ADJUSTMENT

1) Dolby Tone Frequency Adjustment
   Connect a Frequency Counter or Oscilloscope to the recording output terminal and adjust semi-fixed resistor VR1 10 kB shown in Fig. 10 to obtain a 400 Hz oscillation frequency.
2) Dolby Tone Level Adjustment
   Adjust semifixed resistor VR2 20 kB shown in Fig. 10 to obtain a "OVU" VU meter indication.

## 6. MAIN AMP IDLING CURRENT ADJUSTMENT

As shown in Fig. 11, connect an Ampere Meter or Tester to both fuse post terminals and adjust semi-fixed resistors VR4, 300Ω (left channel), VR4b, 300Ω (right channel) until the idling current is 30 to 35 mA.

Dolby is a trademark of Dolby Laboratories, Inc. Under License from Dolby Laboratories, Inc.



www.hifiengine.com

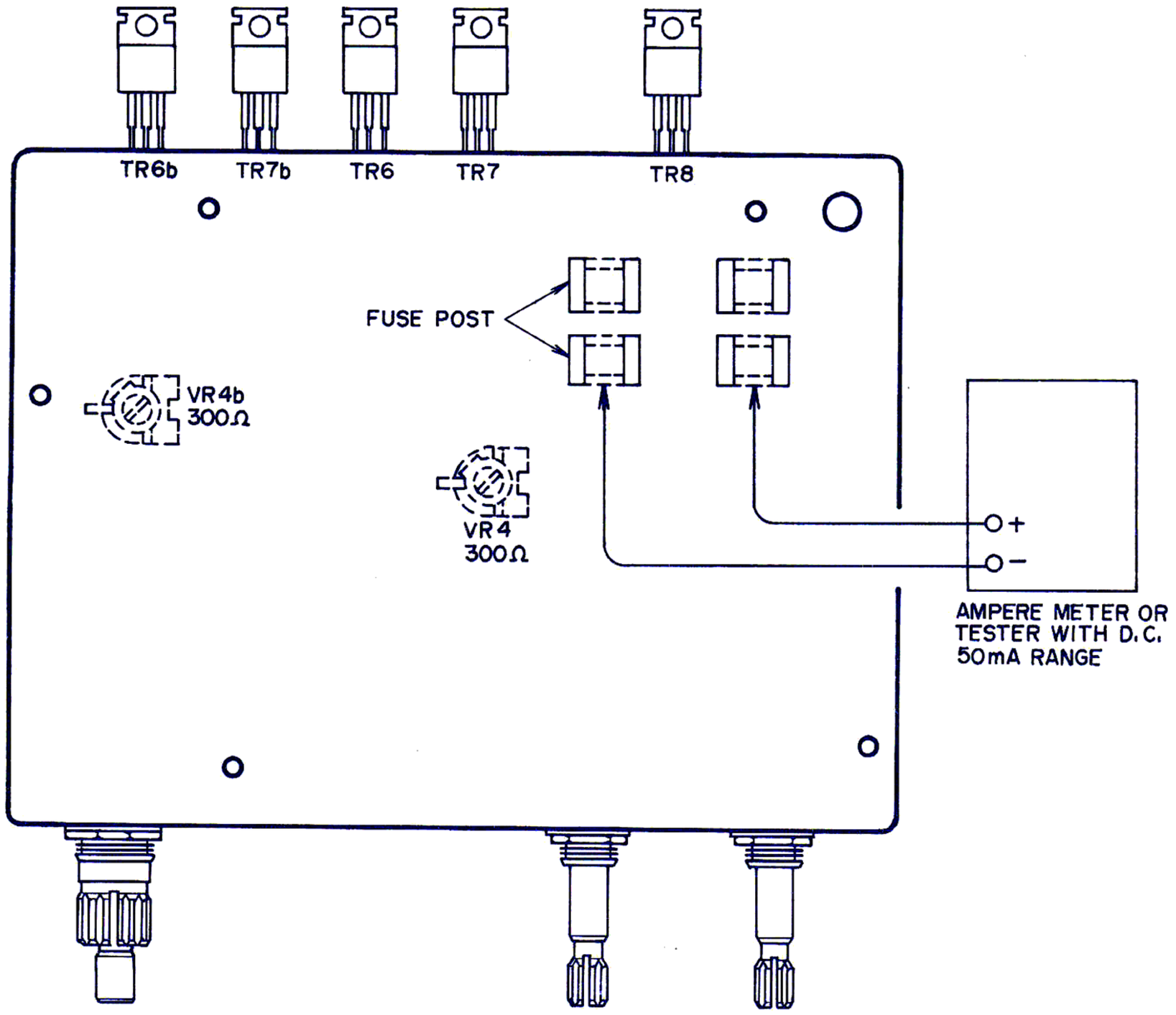


Fig. 11



www.hifiengine.com

# IV. TUNING CORD THREADING

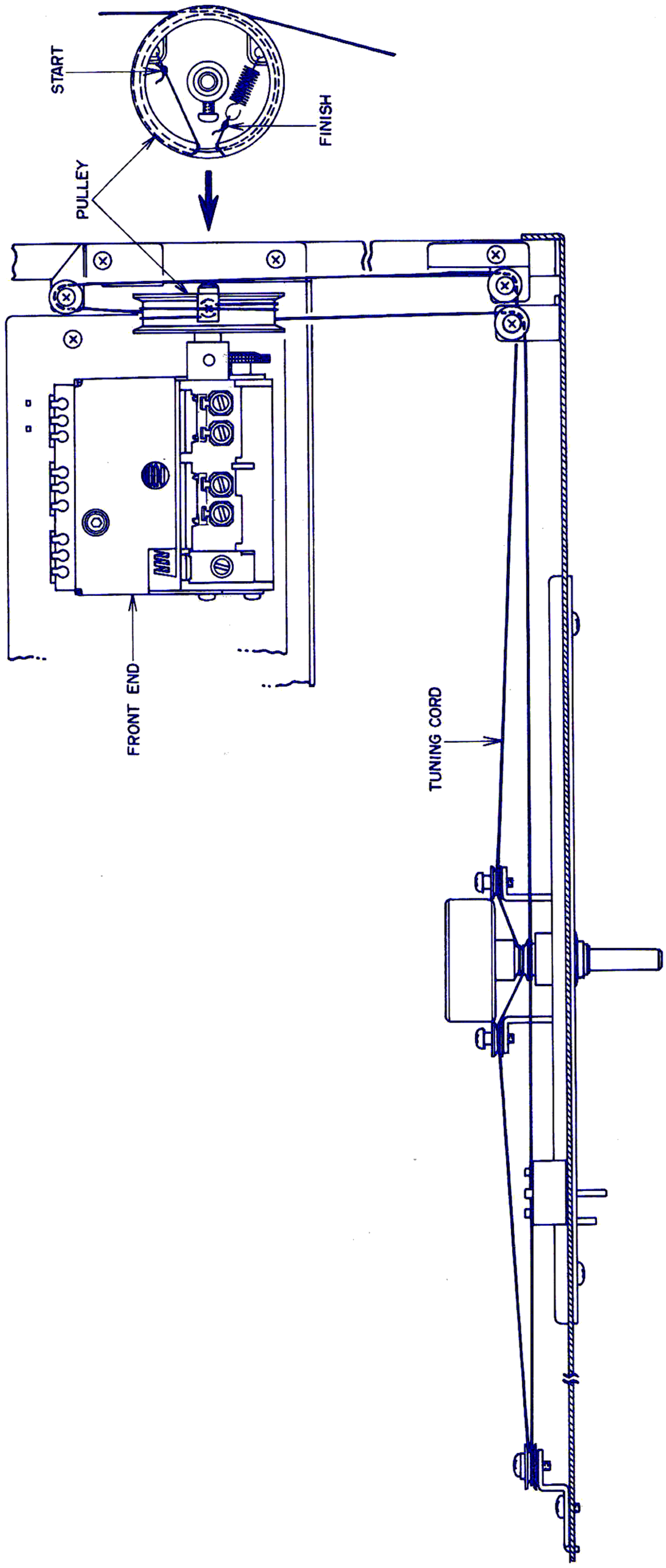


Fig. 12



www.hifiengine.com

# V. COMPOSITE VIEWS OF COMPONENTS

## 1. MAIN AMP. P.C. BOARD A8-5031

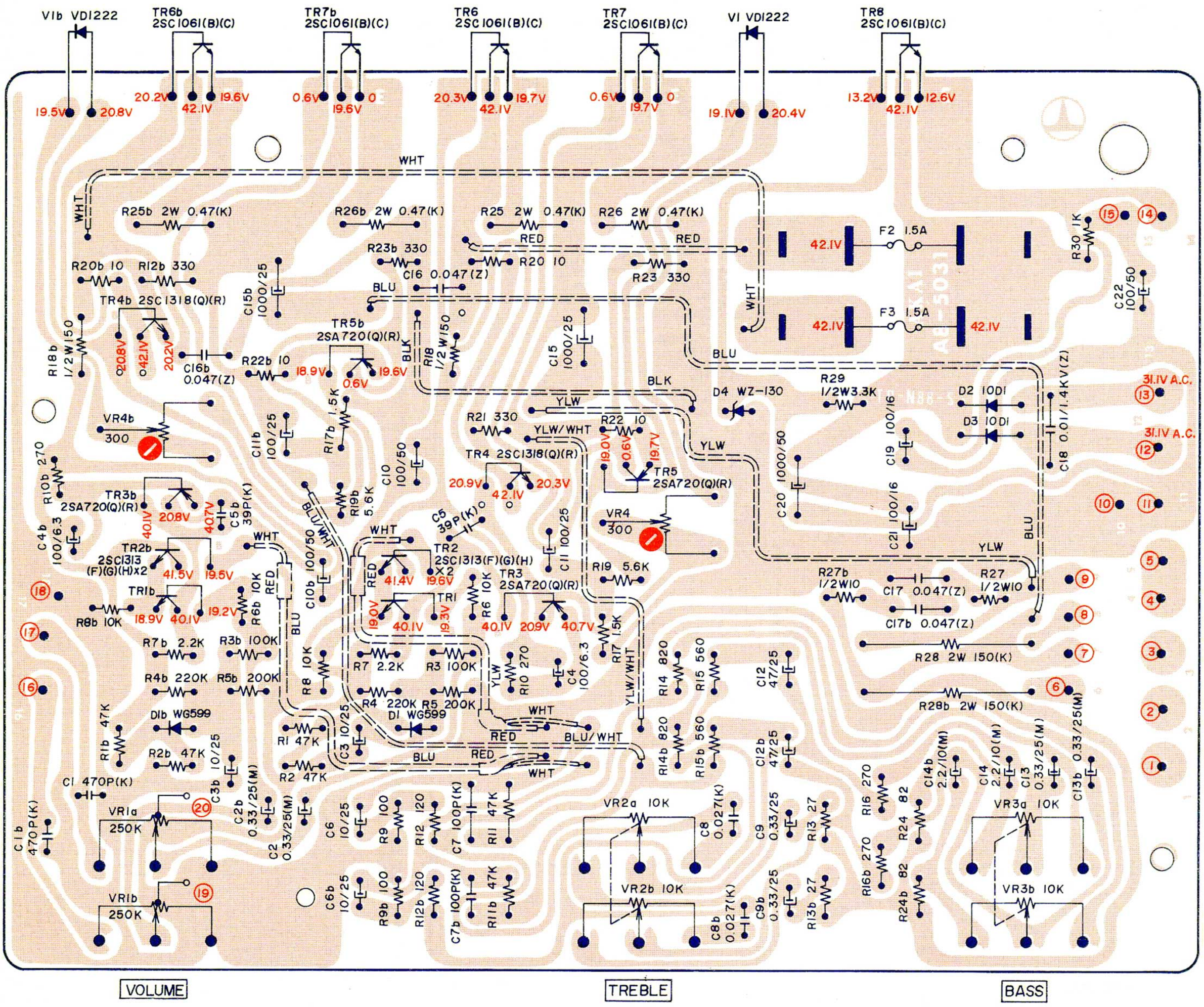




www.hifiengine.com

## 2. FM P.C. BOARD A8-5032

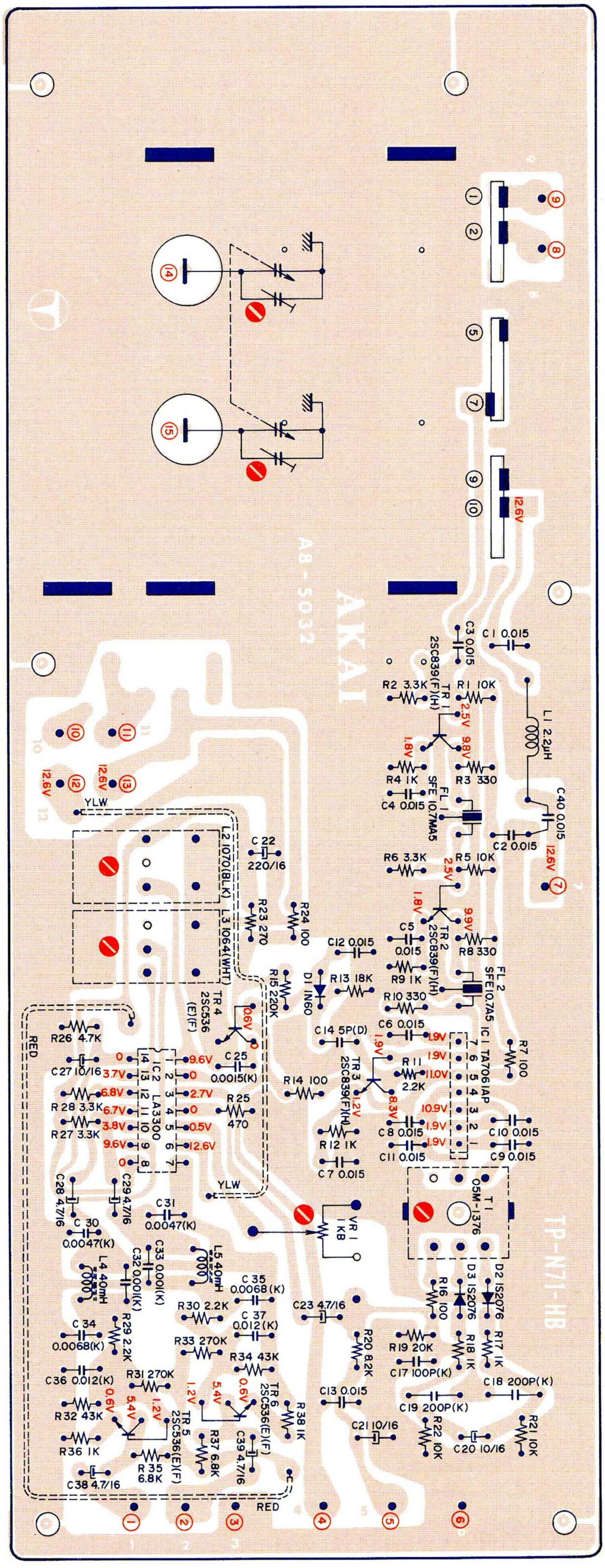




www.hifiengine.com

# 3. AM P.C. BOARD A8-5035

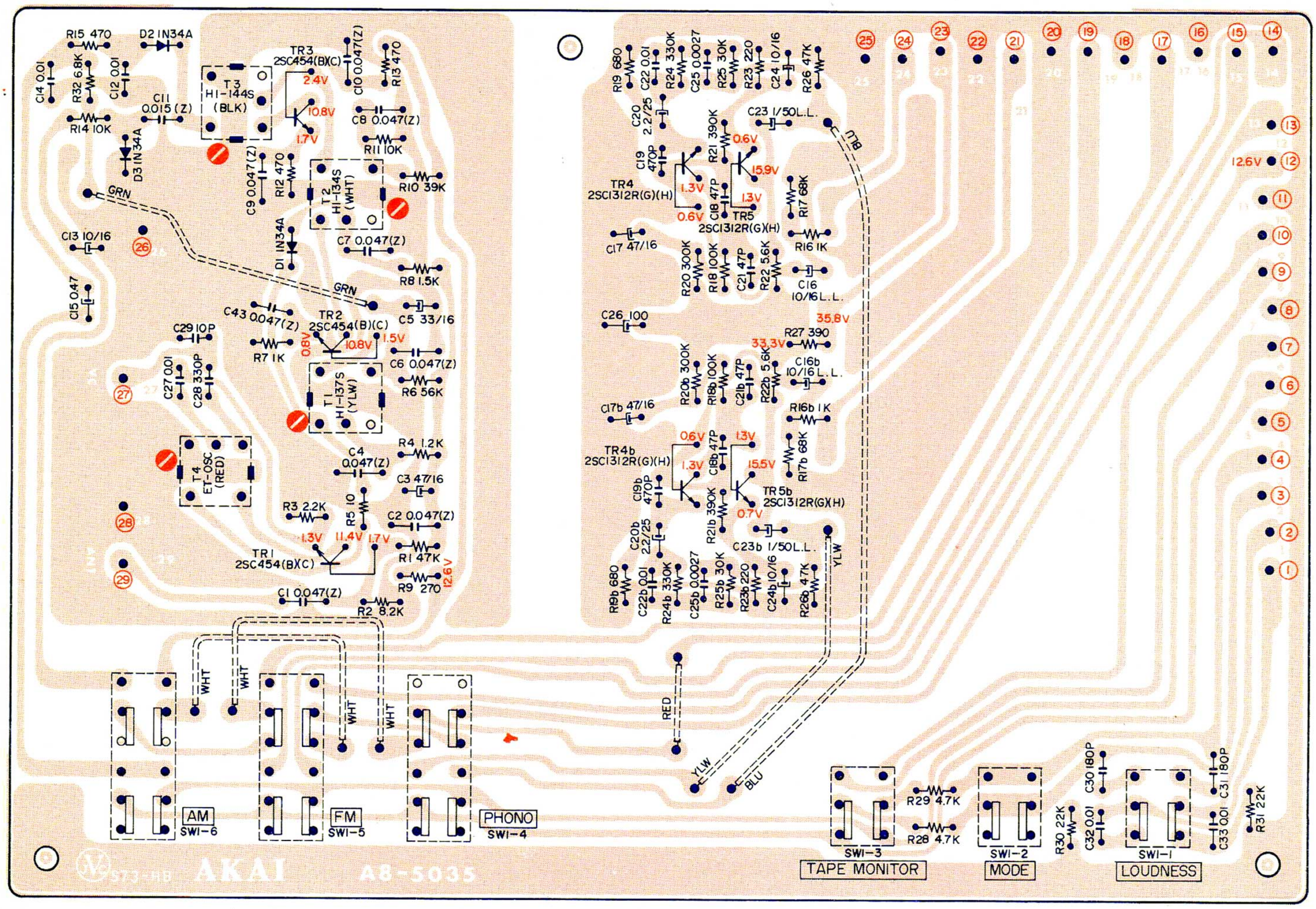


# 4. AM P.C. BOARD A8-5216

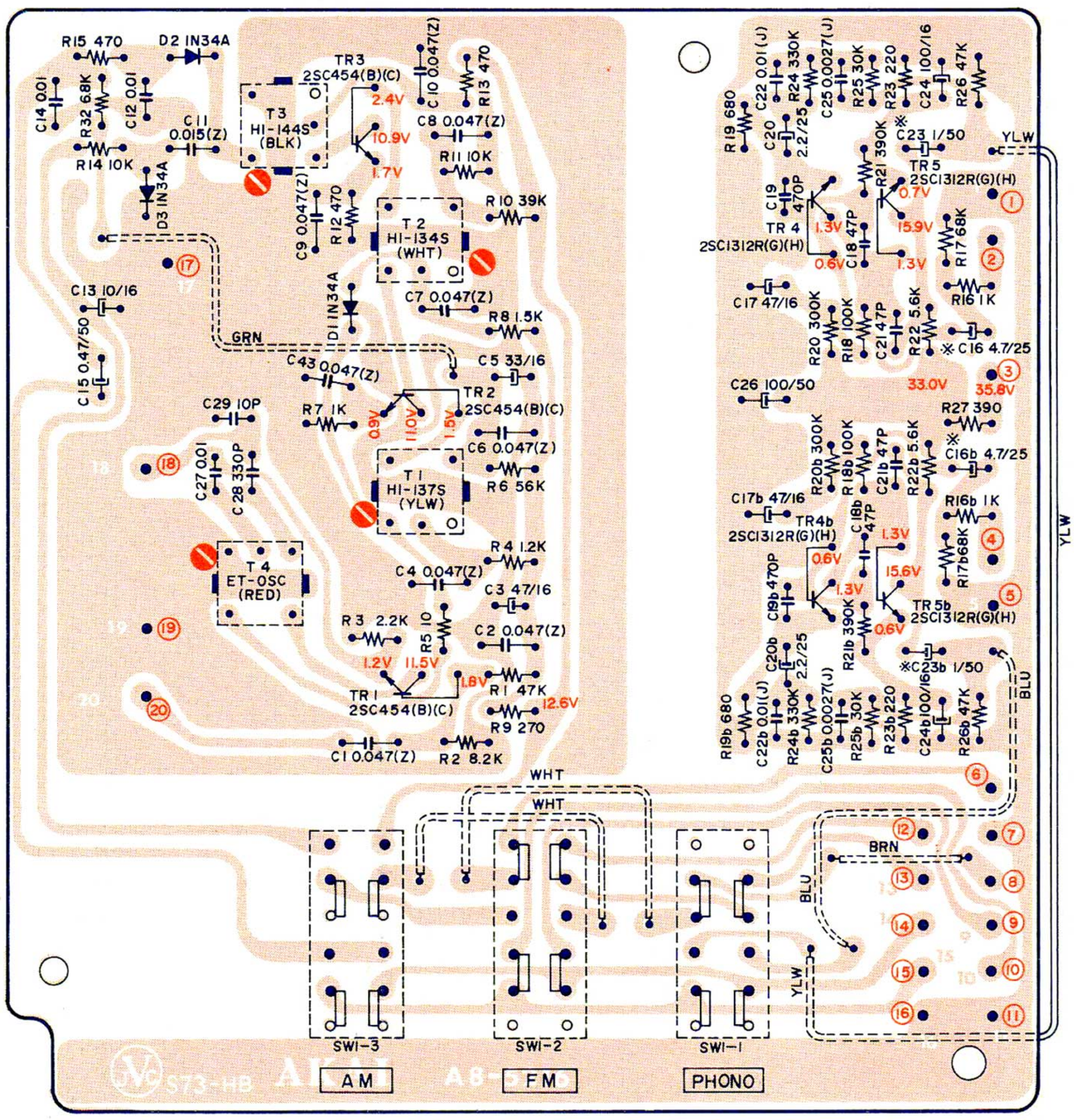




www.hifiengine.com

## 5. DOLBY P.C. BOARD A8-5218

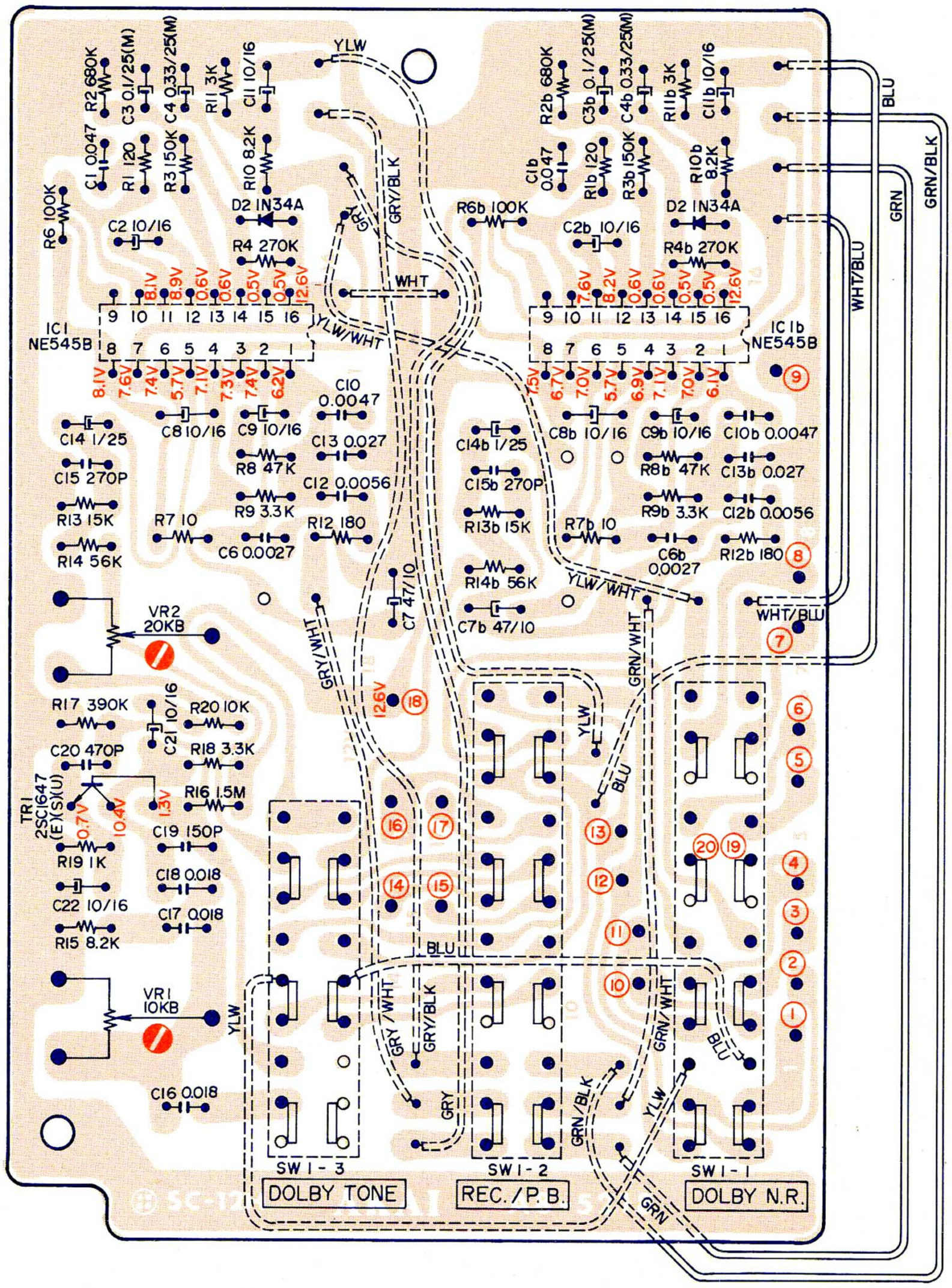


## 6. PUSH SW. P.C. BOARD A8-5217

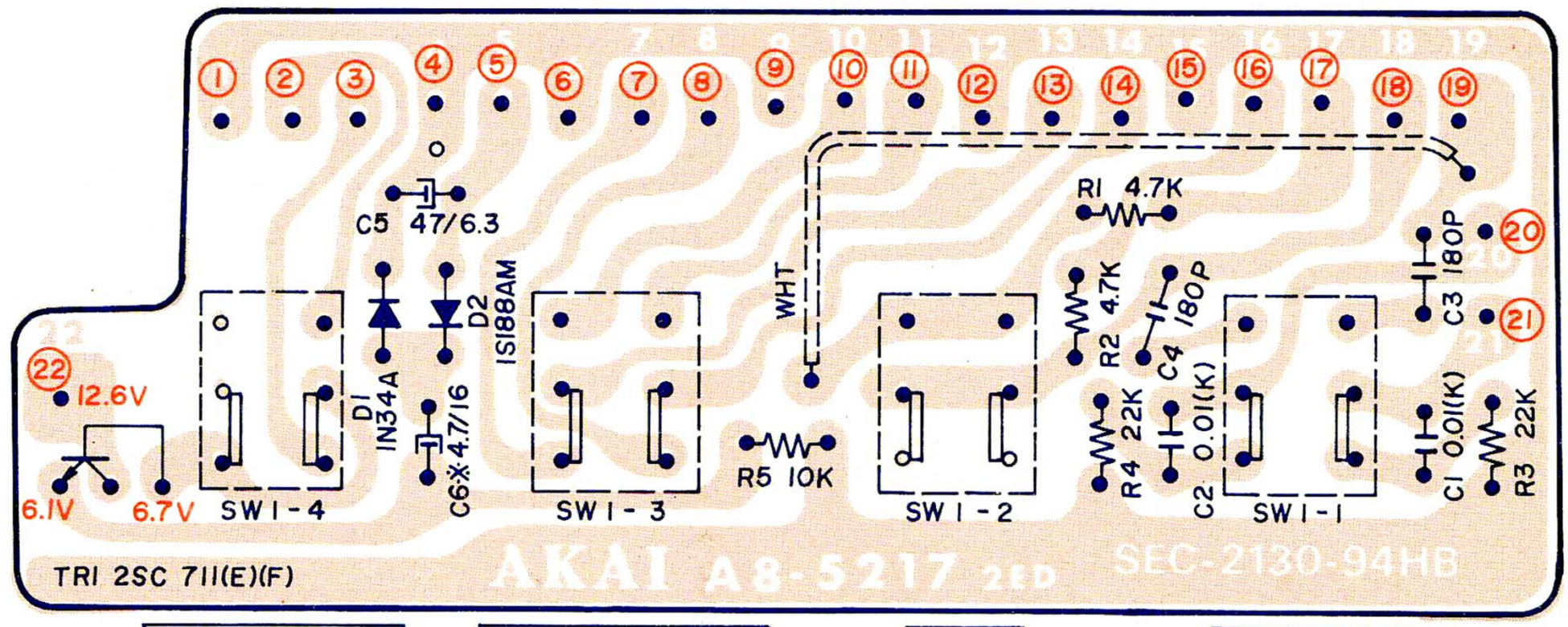




www.hifiengine.com

www.hifiengine.com

SECTION 2

# PARTS LIST

## TABLE OF CONTENTS


Fig. 1 MAIN AMP. P.C. BOARD (A8-5031) BLOCK . . . . . 22
Fig. 2 FM P.C. BOARD (A8-5032) BLOCK . . . . . 23
Fig. 3 AM P.C. BOARD (A8-5035) (A8-5216) BLOCK . . . . . 24
Fig. 4 DOLBY P.C. BOARD (A8-5218) BLOCK . . . . . 25
Fig. 5 PUSH SW. P.C. BOARD (A8-5217) BLOCK . . . . . 26
Fig. 6 ASSEMBLY BLOCK . . . . . 27
Fig. 7 FINAL ASSEMBLY BLOCK . . . . . 29
INDEX . . . . . 30

## HOW TO USE THIS PARTS LIST

1. This parts list is compiled by various individual blocks based on assembly process.
2. When ordering parts, please describe parts number, serial number, and model number in detail.
3. How to read list.

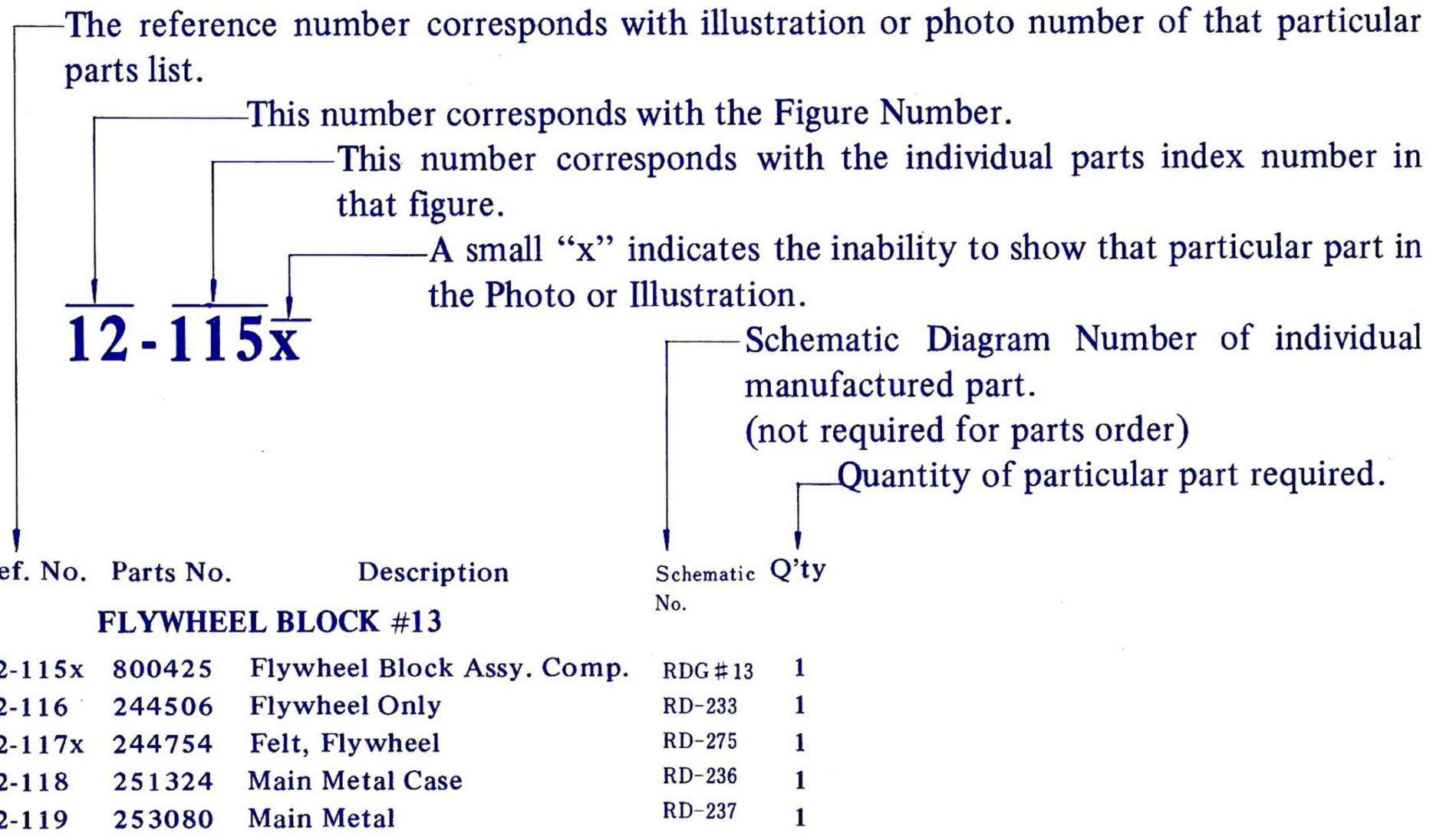


| Ref. No. | Parts No. | Description | Schematic No. | Q'ty |
|---|---|---|---|---|
| | | **FLYWHEEL BLOCK #13** | | |
| 12-115x | 800425 | Flywheel Block Assy. Comp. | RDG#13 | 1 |
| 12-116 | 244506 | Flywheel Only | RD-233 | 1 |
| 12-117x | 244754 | Felt, Flywheel | RD-275 | 1 |
| 12-118 | 251324 | Main Metal Case | RD-236 | 1 |
| 12-119 | 253080 | Main Metal | RD-237 | 1 |

4. The symbol numbers shown on the P.C. Board list can be matched with the Composite Views of components of the Schematic Diagram or Service Manual.
5. The indications of Resistors and Capacitors in the photos of P.C. Board are being eliminated.
6. The shape of the parts and parts name, etc. can be confirmed by comparing them with the parts shown on the Electrical Parts Table of P.C. Board.
7. Please utilize separate "Common List for Service Parts" for Resistor parts orders.
8. Both the kind of part and installation position can be determined by the Parts Number. To determine where a parts number is listed, utilize Parts Index at end of Parts List.
   It is necessary first of all to find the Parts Number. This can be accomplished by using the Reference Number listed at right of parts number in the Parts Index. (meaning of ref. no. outlined in Item 3 above).
9. Utilize separate "Price List for Parts" to determine unit price. The most simple method of finding parts Price is to utilize the reference number.



www.hifiengine.com

# ELECTRICAL PARTS LIST TABLE

Because the indication of resistors and capacitors in the P. C. Board photos are being eliminated, please confirm parts name and shape by comparing them with the parts shown in this table.

1



Solid Resistor

2

Stopper Type





Insulator Type

Carbon Resistor

3



Metal Oxide Film Resistor

4



Cement Resistor

5



Wire-Wound Resistor

6



Thermistor

7



Enamel Resistor

1




MP Capacitor (Tubler Type)

2




Plastic Capacitor

3



Mylar Capacitor

4



VFM (Hi-Q) Capacitor

5



Mylar Capacitor

6



Tantalum Capacitor

7




Oil Capacitor (Tubler Type)

8

Vertical Type



Tubler Type



Styrol Capacitor

9



Electrolytic Capacitor (Tubler Type)

10

Vertical Type



Tubler Type



Electrolytic Capacitor

11



Ceramic Capacitor

12



Metalized Mylar (Paper) Capacitor

13



Trimmer Condenser

VR



Semi-Fixed Volume

L



Ferri Inductor

TR



Transistor

CR



Spark Quencher

D



Diode (Silicon, Zener, Germanium)



www.hifiengine.com

## FIG. 1 PHOTO OF MAIN AMP. P.C. BOARD (A8-5031) BLOCK




## MAIN AMP. P.C. BOARD (A8-5031) BLOCK

| Symbol No. | Parts No. | Description | Q'ty |
|---|---|---|---|
| 1-1x | BA604967 | Main Amp. P.C. Board Comp. (A8-5031) | 1 |
| 1-TR1,2 | ET604124 | Transistor 2SC1313(G)(H) | 4 |
| 1-TR3,4 | ET554736 | Transistor 2SA720(R)(Q) | 4 |
| 1-TR5 | ET554725 | Transistor 2SC1318(R)(Q) | 2 |
| 1-TR6,7,8 | ET556086 | Transistor 2SD313(D)(E) | 5 |
| 1-D1 | ED514721 | Silicon Diode WG-599 | 2 |
| 1-D2,3 | ED224526 | Silicon Diode 10D1 | 2 |
| 1-D4 | ED539976 | Zener Diode WZ-130 | 1 |
| 1-V1 | ED490511 | Varistor VD1222 | 2 |
| 1-VR1 | EV604462 | 2-axial 2-throw/Vol. V10L5-3BM 250kx2 | 1 |
| 1-VR2,3 | EV604473 | Co-axial 2-throw/Vol. V10L5-15C 10kx2 | 2 |
| 1-VR4 | EV604484 | Semi-fixed/Vol. V10K8-4-2 300ΩB | 2 |
| 1-2 | EJ539662 | Wrapping Post 1x17 | 18 |
| 1-3 | EZ607825 | Heat-sink | 1 |
| 1-4 | ZS379350 | ISO Screw, pan head 3x6 | 7 |
| 1-5 | EJ592064 | Fuse Holder, P.C. Board H0006 | 4 |
| 1-6 | ZW632226 | Insulater Washer Bush M | 5 |
| 1-R18 | ER617725 | Solid/R. RC1/2W 15Ω(K) | 2 |
| 1-R25,26 | ER552712 | Metal Plate/R. MPC70F 2W 0.47Ω(K) | 4 |
| 1-R28 | ER439132 | Metal Oxide Film/R. 2W 150Ω(K) | 2 |

| Symbol No. | Parts No. | Description | Q'ty |
|---|---|---|---|
| | | **Capacitor, Vertical Type** | |
| 1-C1 | EC516767 | Styrol 470PF(K) 50WV | 2 |
| 1-C2 | EC604440 | Solid Aluminum 0.33μF(M) 25WV | 2 |
| 1-C3 | EC220994 | Elect. 10μF 25WV | 2 |
| 1-C4 | EC220364 | Elect. 100μF 6.3WV | 2 |
| 1-C5 | EC524957 | VFM 39PF(K) 50WV | 2 |
| 1-C6 | EC220994 | Elect. 10μF 25WV | 2 |
| 1-C7 | EC290531 | VFM 100PF(K) 50WV | 2 |
| 1-C8 | EC335992 | Mylar 0.027μF(K) 50WV | 2 |
| 1-C9 | EC522527 | Tantalum 0.33μF(M) 35WV (DTS Type) | 2 |
| 1-C10 | EC321221 | Elect. 100μF 50WV | 2 |
| 1-C11 | EC220151 | Elect. 100μF 25WV | 2 |
| 1-C12 | EC336126 | Elect. 47μF 25WV | 2 |
| 1-C13 | EC604440 | Solid Aluminum 0.33μF(M) 25WV | 2 |
| 1-C14 | EC604528 | Solid Aluminum 2.2μF(M) 10WV | 2 |
| 1-C15 | EC450270 | Elect. 1000μF 25WV | 2 |
| 1-C16,17 | EC492142 | Ceramic DD512 YM 0.047μF(Z) 50WV | 4 |
| 1-C18 | EC551160 | Ceramic NB821 YZ 0.01μF(Z) 1.4kWV | 1 |
| 1-C19 | EC220127 | Elect. 100μF 16WV | 1 |
| 1-C20 | EC565345 | Elect. 1000μF 50WV | 1 |
| 1-C21 | EC220127 | Elect. 100μF 16WV | 1 |
| 1-C22 | EC321221 | Elect. 100μF 50WV | 1 |
| | | **Carbon Resistor Omitted** | |

**When ordering parts, please describe Parts Number, Serial Number, and Model Number in detail.**



www.hifiengine.com

## FIG. 2 PHOTO OF FM P.C. BOARD (A8-5032) BLOCK

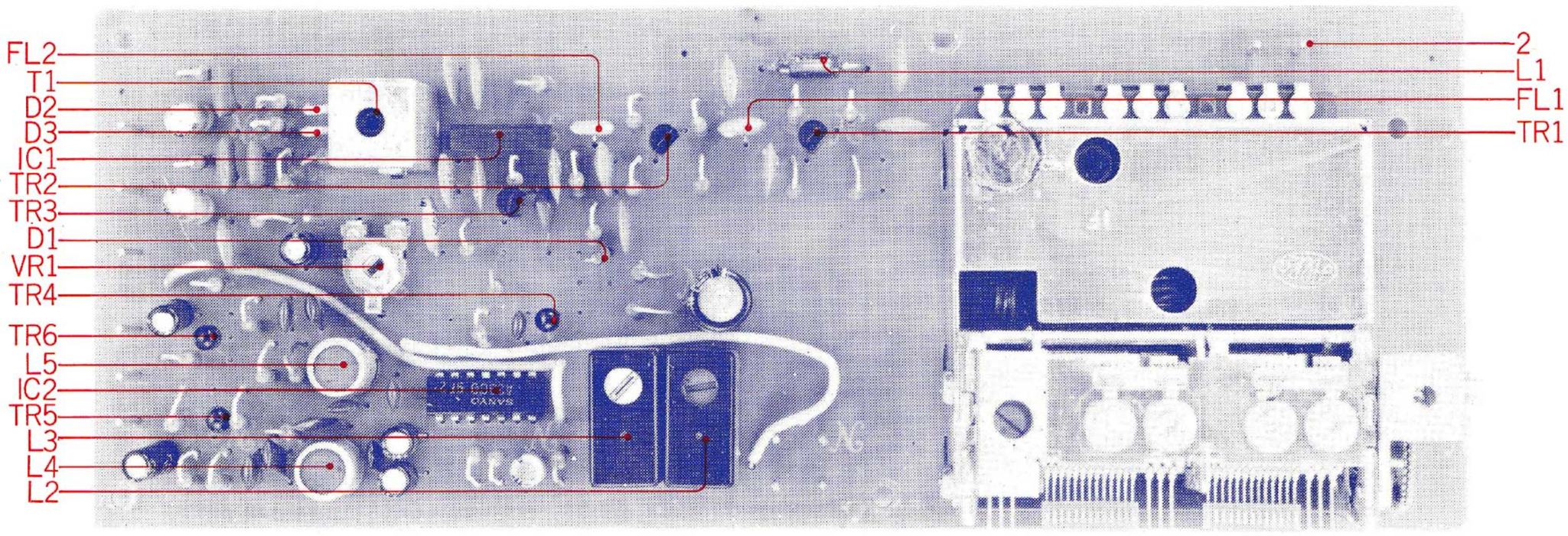


## FM P.C. BOARD (A8-5032) BLOCK

| Symbol No. | Parts No. | Description | Q'ty |
|---|---|---|---|
| 2-1x | BA604956 | FM P.C. Board Comp. (A8-5032) | 1 |
| 2-IC1 | EI485291 | I.C. TA7061AP | 1 |
| 2-IC2 | EI443744 | I.C. LA-3300 | 1 |
| 2-TR1to3 | ET554016 | Transistor 2SC839(F)(H) | 3 |
| 2-TR4to6 | ET342707 | Transistor 2SC536(E)(F) | 3 |
| 2-D1 | ED428264 | Germanium Diode 1N60 | 1 |
| 2-D2,3 | ED604541 | Silicon Diode 1S2076 | 2 |
| 2-F1,2 | ER539818 | Filter SFE-10.7MA5 | 2 |
| 2-L1 | EO539820 | Peaking Coil 2.2μH(K) | 1 |
| 2-L2 | EO443766 | Coil (19KC) 02-1070-03 1070 (Black) | 1 |
| 2-L3 | EO443777 | Coil (38KC) 02-1064-03 1064 (White) | 1 |
| 2-L4,5 | EO443788 | Choke Coil 7-1133-02 L=40MH | 2 |
| 2-T1 | EO537232 | Discri Coil 05M-1376 | 1 |
| 2-VR1 | EV484863 | Semi-fixed/Vol. V10K8-4-2 1kB (Metalized Film) | 1 |
| 2-2 | EJ539662 | Wrapping Post 1x17 | 13 |
| | | **Capacitor, Vertical Type** | |
| 2-C1to13 | EC404256 | Ceramic DD610YM 0.015μF(Z) 50WV | 13 |
| 2-C14 | EC483300 | VFM 5PF(J) 50WV | 1 |
| 2-C17 | EC290531 | VFM 100PF(K) 50WV | 1 |
| 2-C18,19 | EC539842 | VFM 200PF(K) 50WV | 2 |
| 2-C20,21 | EC320051 | Elect. 10μF 16WV | 2 |
| 2-C22 | EC321208 | Elect. 220μF 16WV | 1 |
| 2-C23 | EC350706 | Elect. 4.7μF 16WV | 1 |
| 2-C25 | EC250661 | Mylar 0.0015μF(K) 50WV | 1 |
| 2-C27 | EC320051 | Elect. 10μF 16WV | 1 |
| 2-C28,29 | EC350706 | Elect. 4.7μF 16WV | 2 |
| 2-C30,31 | EC362158 | Mylar 0.0047μF(K) 50WV | 2 |
| 2-C32,33 | EC250604 | Mylar 0.001μF(K) 50WV | 2 |
| 2-C34,35 | EC342821 | Mylar 0.0068μF(K) 50WV | 2 |
| 2-C36,37 | EC250964 | Mylar 0.012μF(K) 50WV | 2 |
| 2-C38,39 | EC350706 | Elect. 4.7μF 16WV | 2 |
| | | **Carbon Resistor Omitted** | |

**When ordering parts, please describe Parts Number, Serial Number, and Model Number in detail.**



www.hifiengine.com

# FIG. 3 PHOTO OF AM P.C. BOARD (A8-5035) (A8-5216) BLOCK

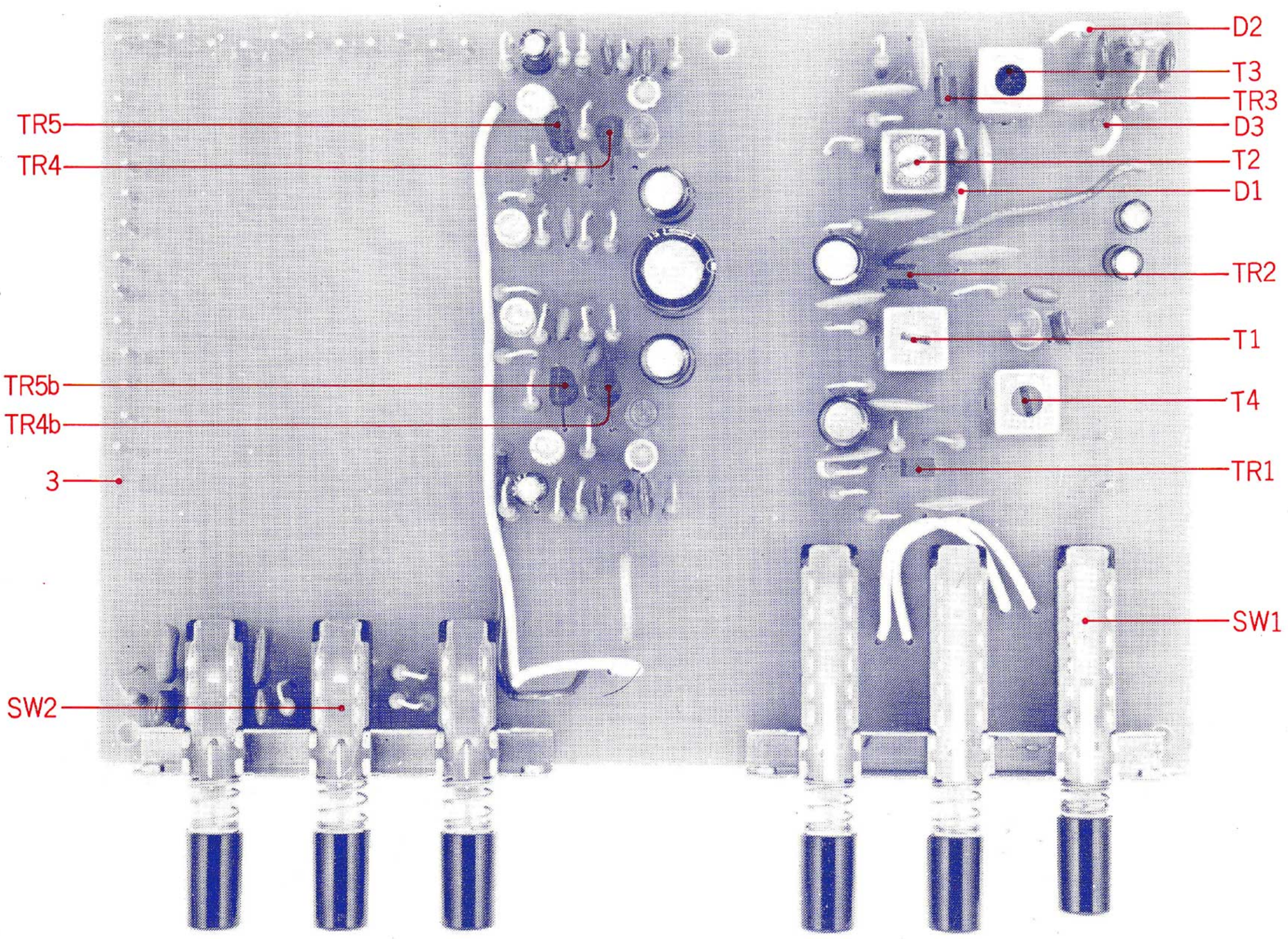


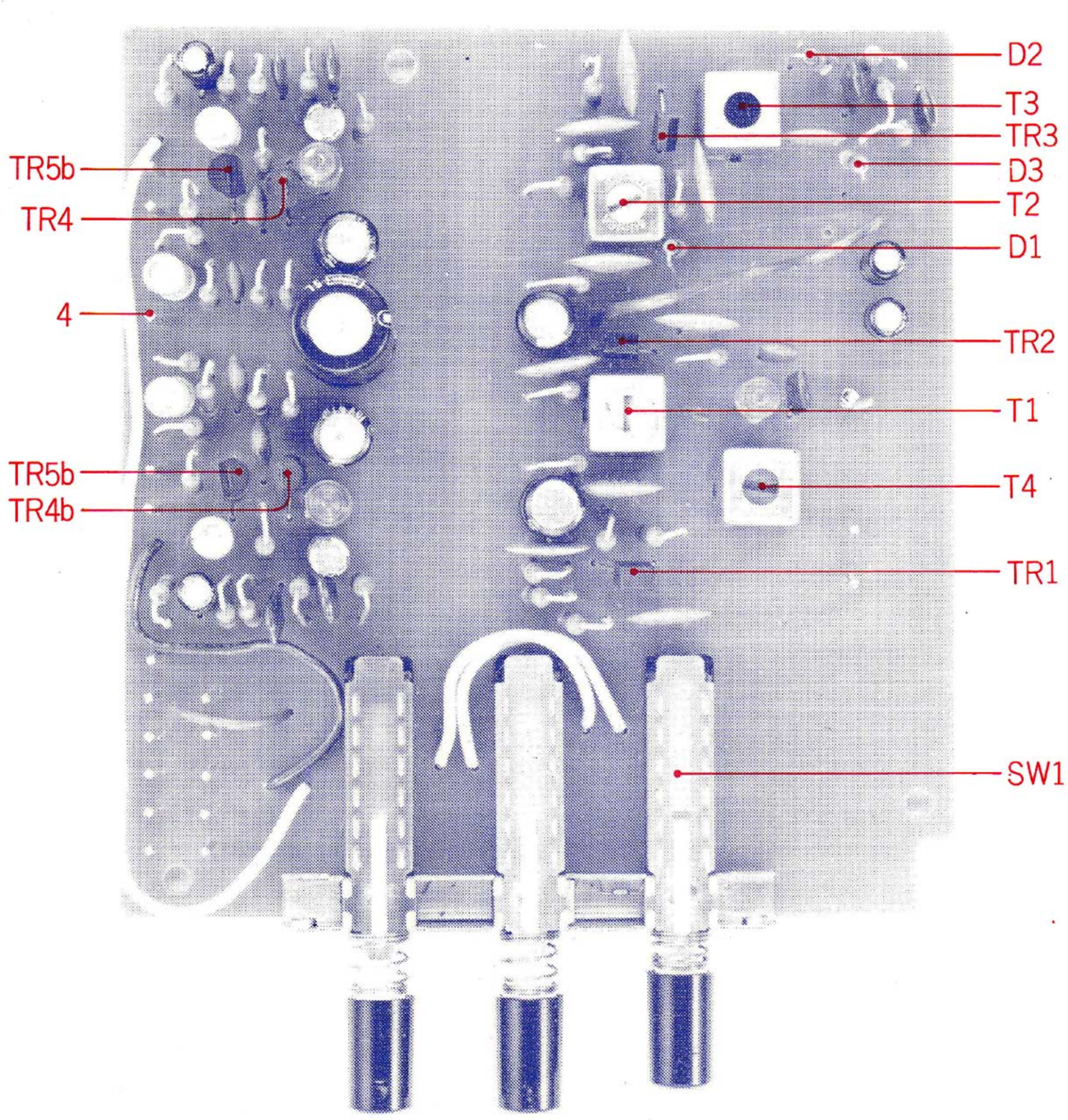




www.hifiengine.com

## AM P.C. BOARD (A8-5035) (A8-5216) BLOCK

| Symbol No. | Parts No. | Description | Q'ty |
|---|---|---|---|
| 3-1x | BA604980 | AM P.C. Board Comp. (A8-5035) | 1 |
| 3-2x | BA604991 | AM P.C. Board Comp. (A8-5216) (DB) | 1 |
| 3-TR1,2 | EI591366 | Transistor 2SC454(B)(C) | 2 |
| 3-TR3 | ET591366 | Transistor 2SC454(B)(C) | 1 |
| 3-TR4,5 | ET517263 | Transistor 2SC1312(G)(H) | 4 |
| 3-D1,2,3 | ED219464 | Germanium Diode 1N34A | 3 |
| 3-T1 | BT379991 | Trans. HI-137S (Yellow) | 1 |
| 3-T2 | BT380384 | Trans. HI-134S (White) | 1 |
| 3-T3 | BT443610 | Trans. HI-144S (Black) | 1 |
| 3-T4 | BT427915 | AM OSC. Trans. ET-OSC | 1 |
| 3-SW1 | ES623968 | Push SW. 3FT-0001FF1320 | 1 |
| 3-SW2 | ES638414 | Push SW. 3FT-0012FF2020 | 1 |
| 3-3 | EJ539662 | Wrapping Post 1x17 | 28 |
| | | **Capacitor, Vertical Type** | |
| 3-C1,2 | EC492142 | Ceramic DD512 YM 0.047μF(Z) 50WV | 2 |
| 3-C3 | EC320040 | Elect. 47μF 16WV | 1 |
| 3-C4 | EC492142 | Ceramic DD512 YM 0.047μF(Z) 50WV | 1 |
| 3-C5 | EC450066 | Elect. 33μF 16WV | 1 |
| 3-C6to10 | EC492142 | Ceramic DD512 YM 0.047μF(Z) 50WV | 10 |
| 3-C11 | EC404256 | Ceramic DD610 YM 0.015μF(Z) 50WV | 1 |
| 3-C12 | EC250885 | Mylar 0.01μF(K) 50WV | 1 |
| 3-C13 | EC220364 | Elect. 100μF 6.3WV | 1 |
| 3-C14 | EC250885 | Mylar 0.01μF(K) 50WV | 1 |
| 3-C15 | EC450281 | Elect. 0.47μF 50WV | 1 |
| 3-C16 | EC514708 | Elect. 4.7μF 25WV NL | 2 |
| 3-C17 | EC320040 | Elect. 47μF 16WV | 2 |
| 3-C18 | EC487394 | VFM 47PF(K) 50WV | 2 |
| 3-C19 | EC516767 | Styrol 470PF(K) 50WV | 2 |
| 3-C20 | EC220432 | Elect. 2.2μF 25WV | 2 |
| 3-C21 | EC487394 | VFM 47PF(K) 50WV | 2 |
| 3-C22 | EC250841 | Mylar 0.01μF(J) 50WV | 2 |
| 3-C23 | EC479621 | Elect. 1μF 50WV NL | 2 |
| 3-C24 | EC320051 | Elect. 10μF 16WV | 2 |
| 3-C25 | EC379765 | Mylar 0.0027μF(J) 50WV | 2 |
| 3-C26 | EC321221 | Elect. 100μF 50WV | 1 |
| 3-C27 | EC250885 | Mylar 0.01μF(K) 50WV | 1 |
| 3-C28 | EC516745 | Styrol 330PF(K) 50WV | 1 |
| 3-C29 | EC474671 | VFM 10PF(K) 50WV | 1 |
| 3-C30,31 | EC451451 | VFM 180PF(K) 50WV | 2 |
| 3-C32,33 | EC250885 | Mylar 0.01μF(K) 50WV | 2 |
| 3-C43 | EC492142 | Ceramic DD512 YM 0.047μF(Z) 50WV | 1 |
| | | **Carbon Resistor Omitted** | |

## FIG. 4 PHOTO OF DOLBY P.C. BOARD (A8-5218) BLOCK

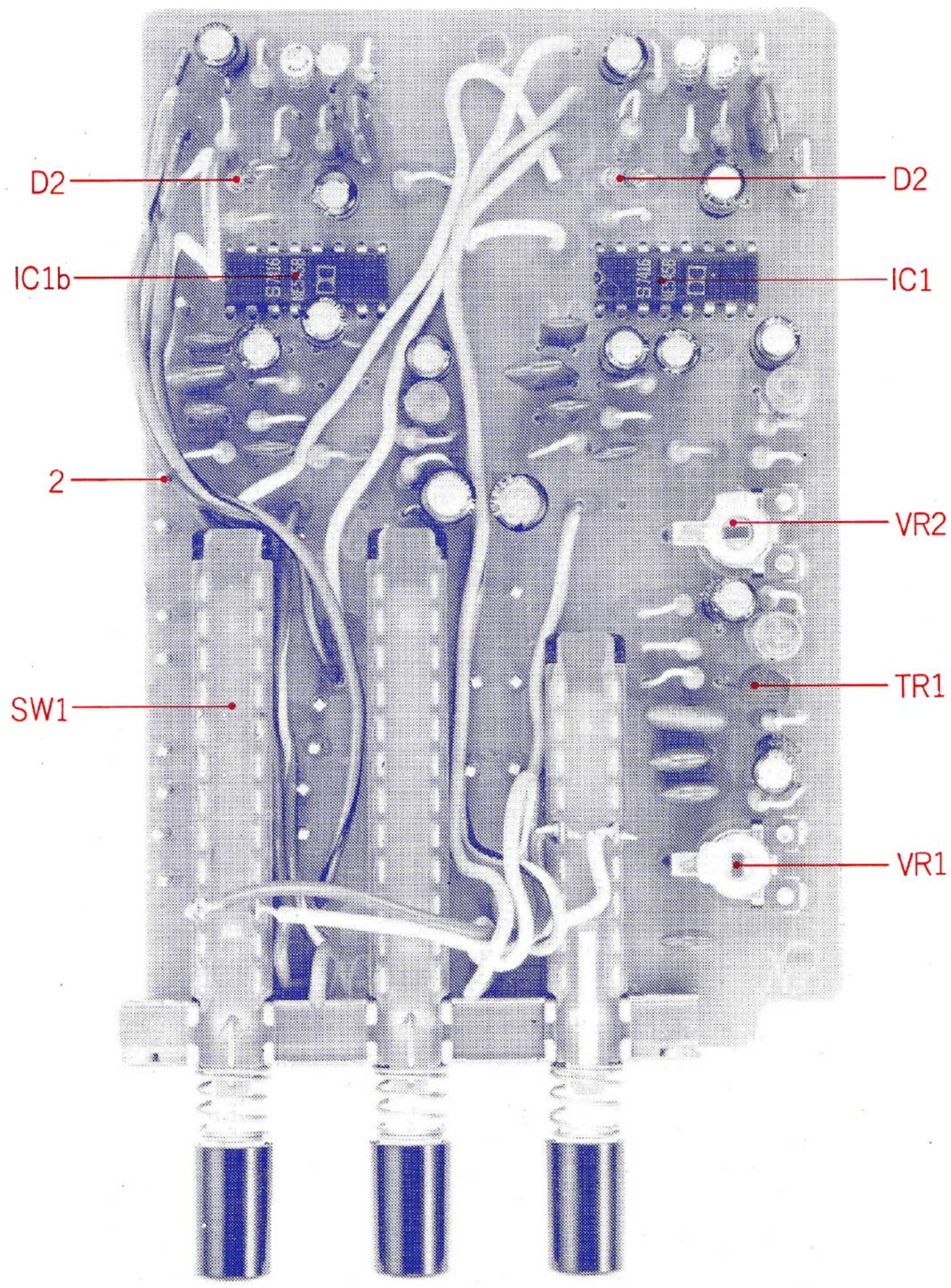


## DOLBY P.C. BOARD (A8-5218) BLOCK

| Symbol No. | Parts No. | Description | Q'ty |
|---|---|---|---|
| 4-1x | BA605002 | Dolby P.C. Board Comp. (A8-5218) | 1 |
| 4-IC1 | EI605013 | I.C. SE545B | 2 |
| 4-TR1 | ET601312 | Transistor 2SC1647(S)(E)(U) | 1 |
| 4-D2 | ED417442 | Germanium Diode 1N34A | 2 |
| 4-SW1 | ES623957 | Push SW. 3FT-0010-FF2020 | 1 |
| 4-VR1 | EV604438 | Semi-fixed/Vol. V10K8-4-2 10kB | 1 |
| 4-VR2 | EV560136 | Semi-fixed/Vol. V10K8-4-2 20kB | 1 |
| 4-2 | EJ539662 | Wrapping Post 1x17 | 18 |
| | | **Capacitor, Vertical Type** | |
| 4-C1 | EC308711 | Mylar 0.047μF(K) 50WV | 2 |
| 4-C2 | EC320051 | Elect. 10μF 16WV | 2 |
| 4-C3 | EC523282 | Solid Aluminum 0.1μF(M) 25WV | 2 |
| 4-C4 | EC604440 | Solid Aluminum 0.33μF(M) 25WV | 2 |
| 4-C6 | EC390633 | Mylar 0.0027μF(K) 50WV | 2 |
| 4-C7 | EC493637 | Elect. 47μF 10WV | 2 |
| 4-C8,9 | EC320051 | Elect. 10μF 16WV | 4 |
| 4-C10 | EC362158 | Mylar 0.0047μF(K) 50WV | 2 |
| 4-C11 | EC320051 | Elect. 10μF 16WV | 2 |
| 4-C12 | EC362125 | Mylar 0.0056μF(K) 50WV | 2 |
| 4-C13 | EC251122 | Mylar 0.027μF(K) 50WV | 2 |
| 4-C14 | EC450055 | Elect. 1μF 25WV | 2 |
| 4-C15 | EC516723 | Styrol 270PF(K) 50WV | 2 |
| 4-C16,17 | EC302297 | Mylar 0.018μF(K) 50WV | 2 |
| 4-C18 | EC302297 | Mylar 0.018μF(K) 50WV | 1 |
| 4-C19 | EC290507 | VFM 150PF(K) 50WV | 1 |
| 4-C20 | EC516767 | Styrol 470PF(K) 50WV | 1 |
| 4-C21,22 | EC320051 | Elect. 10μF 16WV | 2 |
| | | **Carbon Resistor Omitted** | |

**When ordering parts, please describe Parts Number, Serial Number, and Model Number in detail.**

Dolby is a trademark of Dolby Laboratories, Inc. Under License from Dolby Laboratories, Inc.



www.hifiengine.com

## FIG. 5 PHOTO OF PUSH SW. P.C. BOARD (A8-5217) BLOCK

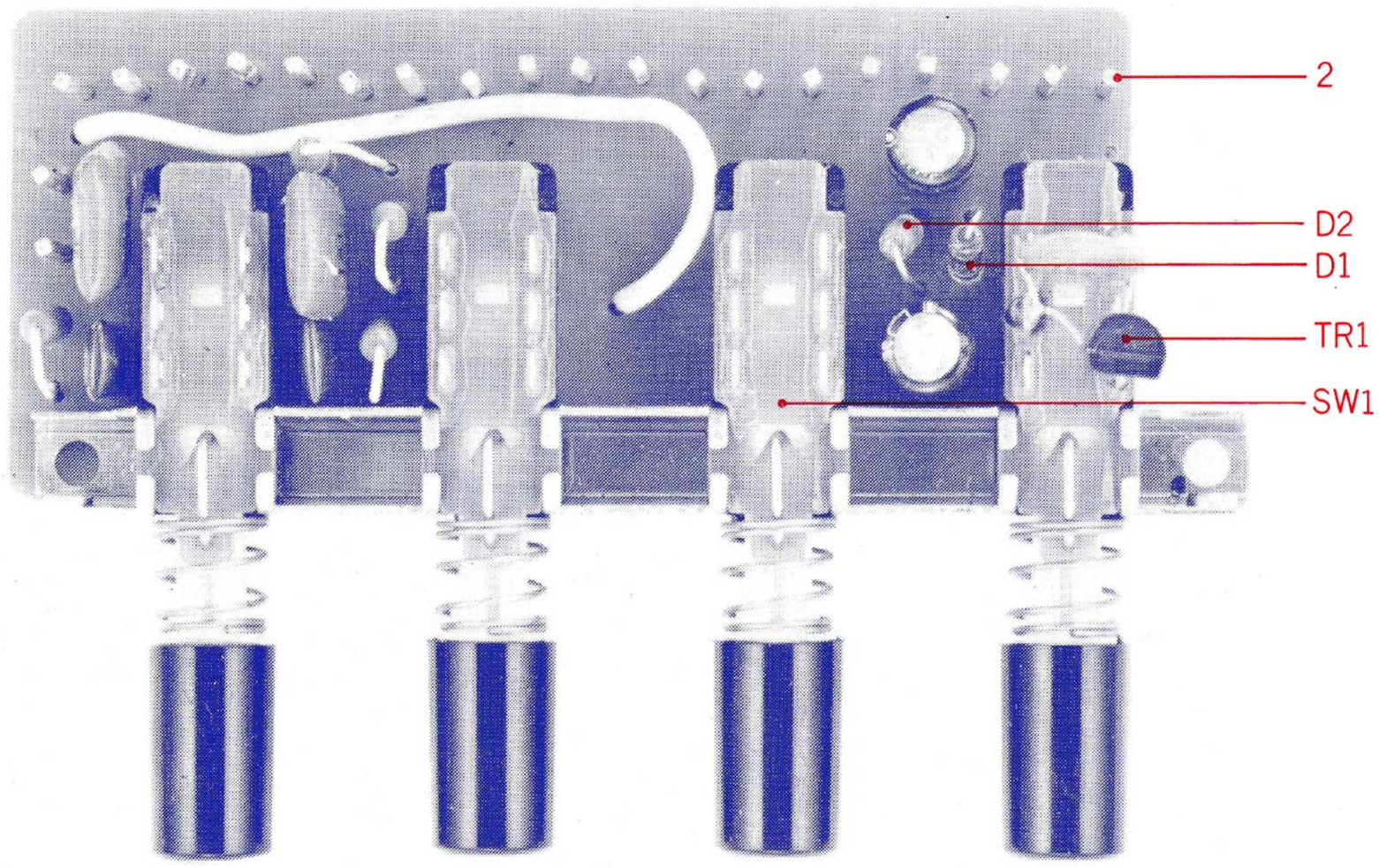


## PUSH SW. P.C. BOARD (A8-5217) BLOCK

| Symbol No. | Parts No. | Description | Q'ty |
|---|---|---|---|
| 5-1x | BA604978 | Push SW. P.C. Board Comp. (A8-5217)(DB) | 1 |
| 5-TR1 | ET453486 | Transistor 2SC711(E)(F) | 1 |
| 5-D1 | ED417442 | Germanium Diode 1N34A | 1 |
| 5-D2 | ED562386 | Germanium Diode 1S188AM | 1 |
| 5-SW1 | ES623992 | Push SW. 4FT-0002FF2020 | 1 |
| 5-2 | EJ539662 | Wrapping Post 1x17 | 22 |
| | | **Capacitor, Vertical Type** | |
| 5-C1,2 | EC250885 | Mylar 0.01μF(K) 50WV | 2 |
| 5-C3,4 | EC451451 | VFM 180PF(K) 50WV | 2 |
| 5-C5 | EC329771 | Elect. 47μF 6.3WV | 1 |
| 5-C6 | EC621742 | Elect. 4.7μF 16WV NL | 1 |
| | | **Carbon Resistor Omitted** | |

**When ordering parts, please describe Parts Number, Serial Number, and Model Number in detail.**



www.hifiengine.com

# FIG. 6a, 6b PHOTO OF ASSEMBLY BLOCK




## ASSEMBLY BLOCK

### FRONT CHASSIS BLOCK

| Ref. No. | Parts No. | Description | Schematic No. | Q'ty |
|---|---|---|---|---|
| 6-1 | TA607858 | Front Chassis | A8-5001 | 1 |
| 6-2x | TA607612 | Front Chassis 1 (DB) | A8-5201 | 1 |
| 6-3 | TA607983 | Meter Support | A8-5002 | 1 |
| 6-4 | TA609761 | SW. Angle (Power) | A5-5009 | 3 |
| 6-5 | ZS422076 | Screw, pan head 3x5 | | 2 |
| 6-6 | ES469541 | Push SW. TV-3 JB52 (Power) | 25 5-60 | 1 |
| 6-7 | EC551160 | Ceramic NB821 YZ 0.01μF(Z) 1.4kWV | 24 5-55 | 1 |
| 6-8 | TA607948 | Jack Table | A8-5003 | 1 |
| 6-9 | ZS325495 | Tapping Screw #2 3x6 | | 12 |
| 6-10 | EJ454770 | Mic. Jack 3PMJ1T | | 1 |
| 6-11x | ZW482927 | Washer (SPC) D9.2x14x0.5t | | 1 |
| 6-12x | ZW270191 | E Jack Nut | | 1 |
| 6-13 | TA607307 | Lamp Base | A8-5042 | 1 |
| 6-14 | TA607893 | Indication Guide | A8-5008 | 1 |
| 6-15 | TA607950 | Roller Angle A | A8-5004 | 1 |
| 6-16 | MR530651 | Roller A | 91-5008 | 1 |
| 6-17x | ZW621360 | Washer (Nylon) D3.4x7.8x1.5t | | 1 |
| 6-18 | TA607961 | Roller Angle B | A8-5005 | 1 |
| 6-19 | MR530662 | Roller B | 91-5009 | 3 |
| 6-20 | ZS530673 | Roller Screw A | 91-5010 | 3 |
| 6-21 | TA607972 | Roller Angle C | A8-5006 | 1 |
| 6-22x | TA607318 | Shield | A8-5043 | 1 |
| 6-23 | TA626477 | Lead Support | A8-5062 | 1 |
| 6-24x | ZS462194 | Tapping Screw #2 (pan), w/washer | | 1 |
| 6-25 | TA510502 | Lamp Holder | T5-5035 | 2 |
| 6-26 | EL604372 | Pilot Lamp 8V 50MA (100M/Mx2) | 28-2-28 | 1 |
| 6-27 | EL512212 | Pilot Lamp 12V 35MA (120M/Mx2) | 28-2-23 | 1 |
| 6-28x | EV604383 | Vol. V16L4N30KC 100kB (DB) | 36-6-9 | 2 |

**When ordering parts, please describe Parts Number, Serial Number, and Model Number in detail.**



www.hifiengine.com

## FLYWHEEL BLOCK

| Ref. No. | Parts No. | Description | Schematic No. | Q'ty |
|---|---|---|---|---|
| 6-29x | BF604844 | Flywheel Block Comp. | | 1 |
| 6-30 | TA607904 | Tuning Shaft | A8-5010 | 1 |
| 6-31x | ZW270123 | 'E' Ring 4M | 6-1-9 | 1 |
| 6-32x | ZW260122 | Washer (Nylon) D6.1x10x1t | | 2 |
| 6-33 | TA530741 | Tuning Metal | 91-5017 | 1 |
| 6-34 | MI632744 | Flywheel | A8-5063 | 1 |
| 6-35x | ZS444240 | Set Screw, hexagon socket 4x8 (cup/p.) | | 1 |

## REAR PANEL BLOCK

| Ref. No. | Parts No. | Description | Schematic No. | Q'ty |
|---|---|---|---|---|
| 6-36 | SP607792 | Rear Panel A | A8-5021 | 1 |
| 6-37x | SP610661 | Rear Panel D | A8-5021 | 1 |
| 6-38x | SP610672 | Rear Panel E (CSA) | A8-5021 | 1 |
| 6-39x | SP607590 | Rear Panel 1 (DB) | A8-5204 | 1 |
| 6-40x | SP610626 | Rear Panel 4 (DB-EC) | A8-5204 | 1 |
| 6-41x | SP610637 | Rear Panel 5 (DB-CSA) | A8-5204 | 1 |
| 6-42 | ES422436 | Slide SW. SL222B4C | 25-3-40 | 1 |
| 6-43 | ZS608185 | Screw, pan head 2.6x4 | | 2 |
| 6-44 | EJ603718 | Terminal Plate 5P | 32-1-55 | 1 |
| 6-45x | ZS421740 | Screw, pan head 3x8 | | 6 |
| 6-46x | ZW273756 | Nut M3 | | 6 |
| 6-47x | ER211320 | Carbon/R. RD1/4 1.5k(J) (Stop. Type) | 35-10-1 | 2 |
| 6-48x | ER550811 | Carbon/R. RD1/2 1.5k(J) (Insu. Type) | 35-9-9 | 2 |
| 6-49 | TA530910 | Antenna Channel | 91-5029 | 1 |
| 6-50x | ZS447761 | Tapping Screw #2 3x6 (Black) | | 2 |
| 6-51 | TA604405 | Bar Antenna | 55-1-23 | 1 |
| 6-52 | TA378268 | Antenna Support | AA-5552 | 1 |
| 6-53 | ZW552600 | ISO Screw, pan head 4x50 | | 1 |
| 6-54x | ZW273914 | Spring Washer M4 | | 2 |
| 6-55x | ZW420682 | Washer (Nylon) D4.2x9x0.5t | | 2 |
| 6-56x | ZW604416 | Nut M4 | | 1 |
| 6-57 | EZ382263 | Strain Relief SR-4K-4 | 2-7-12 | 2 |
| 6-58 | EZ486257 | Metal Terminal T-10 | 32-1-27 | 1 |
| 6-59x | ZW273802 | Toothed Lock Washer M3 | | 1 |
| 6-60 | EJ551340 | Wrapping Pin Jack B T-5347(B) 6P | 31-1-102 | 1 |
| 6-61x | ZS570385 | ISO Screw, pan head 3x8 (Black) | | 4 |
| 6-62 | EJ299316 | Jack, 5P Din | 31-1-24 | 1 |
| 6-63 | ZS447761 | Tapping Screw #2 3x6 (BR) (Black) | | 2 |
| 6-64x | ER364994 | Carbon/R. RD1/4 39k(J) (Insu. Type) | 35-9-5 | 2 |
| 6-65x | ER452777 | Carbon/R. RD1/4 160k(J) (Insu. Type) | 35-9-5 | 2 |
| 6-66 | EJ551316 | Speaker Consent P0409 | 31-1-98 | 1 |
| 6-67 | EJ602537 | Connector Socket 2P | 31-1-116 | 2 |
| 6-68 | EJ233370 | Socket S-18010 (Volt. Selector) | 40-2-3 | 1 |
| 6-69 | ZS608488 | Screw, pan head 3x5 (Black) | | 2 |
| 6-70x | EF563703 | Fuse 2A 250V | 39-1-50 | 1 |
| 6-71 | EW374894 | AC Cord (CUL) 2.5M | 26-3-19 | 1 |
| 6-72x | EW315448 | Australia Cord (3 core) | 26-3-11 | 1 |
| 6-73x | EW559260 | Power Cord Type-412 (EC) | 26-3-33 | 1 |
| 6-74x | EZ246936 | Strain Relief SR-6W-1 (EC, 3 core) | 2-7-8 | 1 |
| 6-75x | TA607522 | Volume Table (DB) | A8-5202 | 1 |
| 6-76x | ZS608488 | Screw, pan head 3x5 (DB) | | 2 |
| 6-77x | EV604394 | Vol. V16L4N15KC 3B100k (DB) | 36-6-8 | 2 |

## ASSEMBLY BLOCK

| Ref. No. | Parts No. | Description | Schematic No. | Q'ty |
|---|---|---|---|---|
| 6-78 | TA605924 | Side Plate Metal Parts A (Left) | A--5002 | 1 |
| 6-79 | TA606058 | Side Plate Metal Parts B (Right) | A5-5002 | 1 |
| 6-80 | ZS325495 | Tapping Screw #2 3x6 | | 22 |
| 6-81 | TA607836 | Trans. Table | A8-5015 | 1 |
| 6-82 | ZS447840 | Tapping Screw #2 3x8 (BR) | | 4 |
| 6-83 | BT604337 | Power Trans. AA-810T-1 | 38-4-309 | 1 |
| 6-84x | BT604574 | Power Trans. AA-810T-3 (EC) | 38-4-307 | 1 |
| 6-85x | BT604596 | Power Trans. AA-910T-2A (CSA) | 38-4-308 | 1 |
| 6-86x | ZW273745 | Spring Washer M3 | | 4 |
| 6-87x | ZW273756 | Nut M3 | | 4 |
| 6-88 | TA607937 | Reinforcement Angle | A8-5017 | 1 |
| 6-89 | EJ551035 | 4P Wrapping Terminal T-5251 | 32-1-36 | 1 |
| 6-90 | EJ539447 | Earth Terminal T4460 2P | 32-1-32 | 1 |
| 6-91x | EJ561227 | Terminal No.500/2 (EC) | 52-1-19 | 1 |
| 6-92x | MZ546625 | Connector Insulator Paper (EC) | ND-1081 | 1 |
| 6-93 | TA607860 | AM Support | A8-5018 | 1 |
| 6-94 | TA607871 | Roller Angle D | A8-5019 | 1 |
| 6-95 | MR530662 | Roller B | 91-5009 | 2 |
| 6-96 | ZS530673 | Roller Screw A | 91-5010 | 2 |
| 6-97 | TA607994 | Roller Angle E | A8-5020 | 1 |
| 6-98 | BA604967 | Main Amp. P.C. Board Comp. | A8-5031 | 1 |
| 6-99 | EJ254970 | Lug Plate KP1L1 | 33-3-3 | 1 |
| 6-100 | EJ338005 | Lug Plate KPL1 (CSA) | 33-3-13 | 1 |
| 6-101 | BA604956 | FM P.C. Board Comp. | A8-5032 | 1 |
| 6-102 | TA562735 | Front End FB-112U12 | 57-2-29 | 1 |
| 6-103 | MR530706 | Pulley | 91-5012 | 1 |
| 6-104x | ZS421806 | Screw, pan head 3x8 | | 1 |
| 6-105x | ZG549011 | Tuning Spring | 91-5094 | 1 |
| 6-106 | BA604980 | AM P.C. Board Comp. (A8-5035) | | 1 |
| 6-107x | BA604991 | AM P.C. Board Comp. (A8-5216) (DB) | | 1 |
| 6-108 | ZS422076 | Screw, pan head 3x5 | | 7 |
| 6-109 | MT553948 | Wire Band B | 2-35-3 | 5 |
| 6-110 | TA207347 | Thread | | 1 |
| 6-111 | TA614946 | Indicator | 2-43-2 | 1 |
| 6-112 | TA607926 | Indicator Lens (Orange) | A8-5012 | 1 |
| 6-113 | EL604348 | Lamp (Lead Type) 12V 0.04A (350M/Mx2) | 28-2-41 | 1 |
| 6-114x | TA607285 | Sheet (Luminer) | A8-5037 | 1 |
| 6-115 | EM604361 | Tuning Meter A33C15B | 46-1-94 | 1 |
| 6-116x | EM604350 | Level Meter D33C13R (DB) | 46-1-92 | 1 |
| 6-117x | EA607263 | Fuse P.C. Board 1 (CSA) | A8-5036 | 1 |
| 6-118x | EJ514822 | Fuse Holder, P.C. Board S-N5051 (CSA) | 40-1-28 | 4 |
| 6-119x | EF611425 | Fuse P.C. Board 2 (EC) | A8-5038 | 1 |
| 6-120x | EJ592503 | Fuse Clip, P.C. Board H0426 (EC) | 40-1-37 | 6 |
| 6-121 | EF563692 | Fuse 1.5A 250V | 39-1-50 | 2 |
| 6-122x | EF563681 | Fuse 1A 250V (US, 3 core) | 39-1-50 | 1 |
| 6-123x | EZ610773 | Fuse Angle A8 (EC, CSA) | A8-5054 | 2 |
| 6-124x | EF277413 | Fuse ST-2 2A (CSA) | 39-1-26 | 2 |
| 6-125x | EF513652 | Fuse (T Type) 2AT (EC) | | 3 |
| 6-126x | EF602550 | Fuse 1.25AT 250V (EC) | 39-1-53 | 3 |
| 6-127x | ER428567 | Solid/R. RC1/2 2.2M(K) (CSA) | 35-5-4 | 1 |
| 6-128x | ZW273881 | Earth Lug M4 (CSA) | | 2 |
| 6-129x | EA607320 | Repeater P.C. Board (EC) | A8-5047 | 1 |
| 6-130x | EA607331 | Repeater P.C. Board Table (EC) | A8-5048 | 1 |

**When ordering parts, please describe Parts Number, Serial Number, and Model Number in detail.**



www.hifiengine.com

## FIG. 7 PHOTO OF FINAL ASSEMBLY BLOCK




# FINAL ASSEMBLY BLOCK

### FRONT PANEL BLOCK

| Ref. No. | Parts No. | Description | Schematic No. | Q'ty |
|---|---|---|---|---|
| 7-1 | SP607814 | Front Panel A | A8-5024 | 1 |
| 7-2x | SP607623 | Front Panel 1 (DB) | A8-5207 | 1 |
| 7-3 | TA609794 | Side Fitting (Left) | A5-5017 | 1 |
| 7-4 | TA609816 | Side Fitting (Right) | A5-5017 | 1 |
| 7-5 | TA545905 | Push Button Bush | 98-5061 | 7 |
| 7-6 | TA607408 | Scale Plate A | A8-5027 | 1 |
| 7-7x | TA607656 | Scale Plate 1 (DB) | A8-5210 | 1 |
| 7-8 | TA607882 | Indication Scope (Red) | A8-5007 | 1 |
| 7-9 | SZ457975 | Lamp Lens B (Red) | 55-5012 | 1 |

### ASSEMBLY BLOCK

| | | | | |
|---|---|---|---|---|
| 7-10x | SP607432 | Bottom Plate | A8-5028 | 1 |
| 7-11x | ZS447840 | Tapping Screw #2 3x8 (BR) | | 10 |
| 7-12x | SA609952 | Tran Leg D | 2-6-11 | 4 |
| 7-13x | ZW565942 | Tapping Screw #2 4x8 pan head | | 4 |
| 7-14 | ZW526577 | Collar B, Jack | MC-5006 | 1 |
| 7-15 | SK627524 | Push Button Knob G | 91-5051 | 1 |
| 7-16 | SK627535 | Single knob B-2 | A5-5053 | 2 |
| 7-17 | MB551103 | Double Knob Upper Rubber Ring | 3-10-5 | 2 |
| 7-18 | SK631192 | Memory Knob Ring | A5-5048 | 1 |
| 7-19 | MB605880 | Knob Rubber Ring D | A5-5055 | 1 |
| 7-20x | ZW493312 | Washer (Nylon) D6.2x10x1t | | 1 |
| 7-21 | SK609838 | Volume Knob | A5-5049 | 1 |
| 7-22 | SK607274 | Tuner Knob | A8-5029 | 1 |
| 7-23 | MB609851 | Knob Rubber Ring C | A5-5054 | 2 |
| 7-24x | ZS444240 | Set Screw, hexagon socket 4x8 (cup/p.) | | 2 |
| 7-25 | SK531224 | Push Button Knob | 91-5051 | 6 |
| 7-26x | SK628198 | Dolby Knob B | A8-5211 | 2 |
| 7-27 | SP607443 | Cover | A8-5030 | 1 |
| 7-28x | ZS447761 | Tapping Screw #2 (BR) (Black) | | 2 |
| 7-29 | SP605946 | Side Plate A (Left) | A5-5020 | 1 |
| 7-30 | SP606047 | Side Plate B (Right) | A5-5020 | 1 |
| 7-31 | ZW602381 | Washer (SPC) D4.2x11x1t | | 8 |
| 7-32 | ZW552824 | ISO Screw, Binding head 4x18 | | 8 |
| 7-33x | TA605878 | Lead Protecter (EC, CSA) | A5-5007 | 1 |
| 7-34x | EF563681 | Fuse 1A 250V | 39-1-50 | 1 |
| 7-35x | EF563703 | Fuse 2A 250V | 39-1-50 | 1 |
| 7-36x | EJ552778 | Short Pin Plug ASB-2 | 42-1-65 | 2 |
| 7-37x | EJ550912 | Speaker Plug | 42-1-64 | 2 |
| 7-38x | EJ602346 | Speaker Plug | 42-1-75 | 2 |
| 7-39x | AA560081 | FM Antenna AFM-1A (5003-04) | 55-1-20 | 1 |

**When ordering parts, please describe Parts Number, Serial Number, and Model Number in detail.**



www.hifiengine.com

# INDEX

| Parts No. | Ref. No. & Symbol No. | Parts No. | Ref. No. & Symbol No. | Parts No. | Ref. No. & Symbol No. | Parts No. | Ref. No. & Symbol No. | Parts No. | Ref. No. & Symbol No. |
|---|---|---|---|---|---|---|---|---|---|
| AA560081 | 7-39x | EC479621 | 3-C23 | EO443788 | 2-L4,5 | TA530910 | 6-49 | | |
| BA604956 | 2-1x | EC483300 | 2-C14 | EO537232 | 2-T1 | TA545905 | 7-5 | | |
| BA604956 | 6-101 | EC487394 | 3-C18 | EO539820 | 2-L1 | TA562735 | 6-102 | | |
| BA604967 | 1-1x | EC487394 | 3-C21 | ER211320 | 6-47x | TA604405 | 6-51 | | |
| BA604967 | 6-98 | EC492142 | 1-C16,17 | ER364994 | 6-64x | TA605878 | 7-33x | | |
| BA604978 | 5-1x | EC492142 | 3-C1,2 | ER428567 | 6-127x | TA605924 | 6-78 | | |
| BA604980 | 3-1x | EC492142 | 3-C4 | ER439132 | 1-R28 | TA606058 | 6-79 | | |
| BA604980 | 6-106 | EC492142 | 3-C6to10 | ER452777 | 6-65x | TA607285 | 6-114x | | |
| BA604991 | 3-2x | EC492142 | 3-C43 | ER539818 | 2-F1,2 | TA607307 | 6-13 | | |
| BA604991 | 6-107x | EC493637 | 4-C7 | ER550811 | 6-48x | TA607318 | 6-22x | | |
| BA605002 | 4-1x | EC514708 | 3-C16 | ER552712 | 1-R25,26 | TA607408 | 7-6 | | |
| BF604844 | 6-29x | EC516723 | 4-C15 | ER617725 | 1-R18 | TA607522 | 6-75x | | |
| BT379991 | 3-T1 | EC516745 | 3-C28 | ES422436 | 6-42 | TA607612 | 6-2x | | |
| BT380384 | 3-T2 | EC516767 | 1-C1 | ES469541 | 6-6 | TA607656 | 7-7x | | |
| BT427915 | 3-T4 | EC516767 | 3-C19 | ES623957 | 4-SW1 | TA607836 | 6-81 | | |
| BT443610 | 3-T3 | EC516767 | 4-C20 | ES623968 | 3-SW1 | TA607858 | 6-1 | | |
| BT604337 | 6-83 | EC522527 | 1-C9 | ES623992 | 5-SW1 | TA607860 | 6-93 | | |
| BT604574 | 6-84x | EC523282 | 4-C3 | ES638414 | 3-SW2 | TA607871 | 6-94 | | |
| BT604596 | 6-85x | EC524957 | 1-C5 | ET342707 | 2-TR4to6 | TA607882 | 7-8 | | |
| EA607263 | 6-117x | EC539842 | 2-C18,19 | ET453486 | 5-TR1 | TA607893 | 6-14 | | |
| EA607320 | 6-129x | EC551160 | 1-C18 | ET517263 | 3-TR4,5 | TA607904 | 6-30 | | |
| EA607331 | 6-130x | EC551160 | 6-7 | ET554016 | 2-TR1to3 | TA607926 | 6-112 | | |
| EC220127 | 1-C19 | EC565345 | 1-C20 | ET554725 | 1-TR5 | TA607937 | 6-88 | | |
| EC220127 | 1-C21 | EC604440 | 1-C2 | ET554736 | 1-TR3,4 | TA607948 | 6-8 | | |
| EC220151 | 1-C11 | EC604440 | 1-C13 | ET556086 | 1-TR6,7,8 | TA607950 | 6-15 | | |
| EC220364 | 1-C4 | EC604440 | 4-C4 | ET591366 | 3-TR1,2 | TA607961 | 6-18 | | |
| EC220364 | 3-C13 | EC604528 | 1-C14 | ET591366 | 3-TR3 | TA607972 | 6-21 | | |
| EC220432 | 3-C20 | EC621742 | 5-C6 | ET601312 | 4-TR1 | TA607983 | 6-3 | | |
| EC220994 | 1-C3 | ED219464 | 3-D1,2,3 | ET604124 | 1-TR1,2 | TA607994 | 6-97 | | |
| EC220994 | 1-C6 | ED224526 | 1-D2,3 | EV484863 | 2-VR1 | TA609761 | 6-4 | | |
| EC250604 | 2-C32,33 | ED417442 | 4-D2 | EV560136 | 4-VR2 | TA609794 | 7-3 | | |
| EC250661 | 2-C25 | ED417442 | 5-D1 | EV604383 | 6-28x | TA609816 | 7-4 | | |
| EC250841 | 3-C22 | ED428264 | 2-D1 | EV604394 | 6-77x | TA614946 | 6-111 | | |
| EC250885 | 3-C12 | ED490511 | 1-V1 | EV604438 | 4-VR1 | TA626477 | 6-23 | | |
| EC250885 | 3-C14 | ED514721 | 1-D1 | EV604462 | 1-VR1 | ZG549011 | 6-105x | | |
| EC250885 | 3-C27 | ED539976 | 1-D4 | EV604473 | 1-VR2,3 | ZS325495 | 6-9 | | |
| EC250885 | 3-C32,33 | ED562386 | 5-D2 | EV604484 | 1-VR4 | ZS325495 | 6-80 | | |
| EC250885 | 5-C1,2 | ED604541 | 2-D2,3 | EW315448 | 6-72x | ZS379350 | 1-4 | | |
| EC250964 | 2-C36,37 | EF277413 | 6-124x | EW374894 | 6-71 | ZS421740 | 6-45x | | |
| EC251122 | 4-C13 | EF513652 | 6-125x | EW559260 | 6-73x | ZS421806 | 6-104x | | |
| EC290507 | 4-C19 | EF563681 | 6-122x | EZ246936 | 6-74x | ZS422076 | 6-5 | | |
| EC290531 | 1-C7 | EF563681 | 7-34x | EZ382263 | 6-57 | ZS422076 | 6-108 | | |
| EC290531 | 2-C17 | EF563692 | 6-121 | EZ486257 | 6-58 | ZS444240 | 6-35x | | |
| EC302297 | 4-C16,17 | EF563703 | 6-70x | EZ607825 | 1-3 | ZS444240 | 7-24x | | |
| EC302297 | 4-C18 | EF563703 | 7-35x | EZ610773 | 6-123x | ZS447761 | 6-50x | | |
| EC308711 | 4-C1 | EF602550 | 6-126x | MB551103 | 7-17 | ZS447761 | 6-63 | | |
| EC320040 | 3-C3 | EF611425 | 6-119x | MB605880 | 7-19 | ZS447761 | 7-28x | | |
| EC320040 | 3-C17 | EI443744 | 2-IC2 | MB609851 | 7-23 | ZS447840 | 6-82 | | |
| EC320051 | 2-C20,21 | EI485291 | 2-IC1 | MI632744 | 6-34 | ZS447840 | 7-11x | | |
| EC320051 | 2-C27 | EI605013 | 4-IC1 | MR530651 | 6-16 | ZS462194 | 6-24x | | |
| EC320051 | 3-C24 | EJ233370 | 6-68 | MR530662 | 6-19 | ZS530673 | 6-20 | | |
| EC320051 | 4-C2 | EJ254970 | 6-99 | MR530662 | 6-95 | ZS530673 | 6-96 | | |
| EC320051 | 4-C8,9 | EJ299316 | 6-62 | MR530706 | 6-103 | ZS570385 | 6-61x | | |
| EC320051 | 4-C11 | EJ338005 | 6-100x | MT553948 | 6-109 | ZS608185 | 6-43 | | |
| EC320051 | 4-C21,22 | EJ454770 | 6-10 | MZ546625 | 6-92x | ZS608488 | 6-69 | | |
| EC321208 | 2-C22 | EJ514822 | 6-118x | SA609952 | 7-12x | ZS608488 | 6-76x | | |
| EC321221 | 1-C10 | EJ539447 | 6-90 | SK531224 | 7-25 | ZW260122 | 6-32x | | |
| EC321221 | 1-C22 | EJ539662 | 1-2 | SK607274 | 7-22 | ZW270123 | 6-31x | | |
| EC321221 | 3-C26 | EJ539662 | 2-2 | SK609838 | 7-21 | ZW270191 | 6-12x | | |
| EC329771 | 5-C5 | EJ539662 | 3-3 | SK627524 | 7-15 | ZW273745 | 6-86x | | |
| EC335992 | 1-C8 | EJ539662 | 4-2 | SK627535 | 7-16 | ZW273756 | 6-46x | | |
| EC336126 | 1-C12 | EJ539662 | 5-2 | SK628198 | 7-26x | ZW273756 | 6-87x | | |
| EC342821 | 2-C34,35 | EJ550912 | 7-37x | SK631192 | 7-18 | ZW273802 | 6-59x | | |
| EC350706 | 2-C23 | EJ551035 | 6-89 | SP605946 | 7-29 | ZW273881 | 6-128x | | |
| EC350706 | 2-C28,29 | EJ551316 | 6-66 | SP606047 | 7-30 | ZW273914 | 6-54x | | |
| EC350706 | 2-C38,39 | EJ551340 | 6-60 | SP607432 | 7-10x | ZW420682 | 6-55x | | |
| EC362125 | 4-C12 | EJ552778 | 7-36x | SP607443 | 7-27 | ZW482927 | 6-11x | | |
| EC362158 | 2-C30,31 | EJ561227 | 6-91x | SP607590 | 6-39x | ZW493312 | 7-20x | | |
| EC362158 | 4-C10 | EJ592064 | 1-5 | SP607623 | 7-2x | ZW526577 | 7-14 | | |
| EC379765 | 3-C25 | EJ592503 | 6-120x | SP607792 | 6-36 | ZW552600 | 6-53 | | |
| EC390633 | 4-C6 | EJ602346 | 7-38x | SP607814 | 7-1 | ZW552824 | 7-32 | | |
| EC404256 | 2-C1to13 | EJ602537 | 6-67 | SP610626 | 6-40x | ZW565942 | 7-13x | | |
| EC404256 | 3-C11 | EJ603718 | 6-44 | SP610637 | 6-41x | ZW602381 | 7-31 | | |
| EC450055 | 4-C14 | EL512212 | 6-27 | SP610661 | 6-37x | ZW604416 | 6-56x | | |
| EC450066 | 3-C5 | EL604348 | 6-113 | SP610672 | 6-38x | ZW621360 | 6-17x | | |
| EC450270 | 1-C15 | EL604372 | 6-26 | SZ457975 | 7-9 | ZW632226 | 1-6 | | |
| EC450281 | 3-C15 | EM604350 | 6-116x | TA207347 | 6-110 | | | | |
| EC451451 | 3-C30,31 | EM604361 | 6-115 | TA378268 | 6-52 | | | | |
| EC451451 | 5-C3,4 | EO443766 | 2-L2 | TA510502 | 6-25 | | | | |
| EC474671 | 3-C29 | EO443777 | 2-L3 | TA530741 | 6-33 | | | | |



www.hifiengine.com

SECTION 3

# SCHEMATIC DIAGRAM

1. AA-810 SCHEMATIC DIAGRAM
2. AA-810 CONNECTION DIAGRAM
3. AA-810DB SCHEMATIC DIAGRAM
4. AA-810DB CONNECTION DIAGRAM



www.hifiengine.com

www.hifiengine.com

AA-810

| ※ | OTHER | CSA |
|---|---|---|
| R1 | RD1/4W1.5K | RD1/2W1.5K |
| R2 | ↓ | ↓ |

TR1 to 3 2SC839(F)(H)

TR4 to 6 2SC536(E)(F)

FM P.C. BOARD A8-5032

TR4,5 2SC1312R(G)(H)

TR1 to 3 2SC454(B)(C)

T1 HI-137S(YLW)
T4 ET-OSC(RED)

T2 HI-134S(WHT)
T3 HI-144S(BLK)

AM P.C. BOARD A8-5035

TR1,2 2SC1313(F)(G)(H)

TR3,5 2SA720(Q)(R)

TR4 2SC1318(Q)(R)
TR6,7 2SD313(D)(E)

MAIN AMP. P.C. BOARD A8-5031

T1 AA-910T-2A

T1 AA-810T-1

T1 AA-810T-3

T1 AA-810T-3

NOTE

UNLESS OTHERWISE SPECIFIED
ALL RESISTORS IN Ω 1/4W (J)
ALL CAPACITORS IN μF 50W.V. (J)
※ MARK INDICATES LOW LEAKAGE CAPACITORS
POWER TRANSFORMER BLOCK IS DIFFERENT ACCORDING TO AREA

# AA-810
# SCHEMATIC DIAGRAM
NO. 1500442A
2C

AA-810

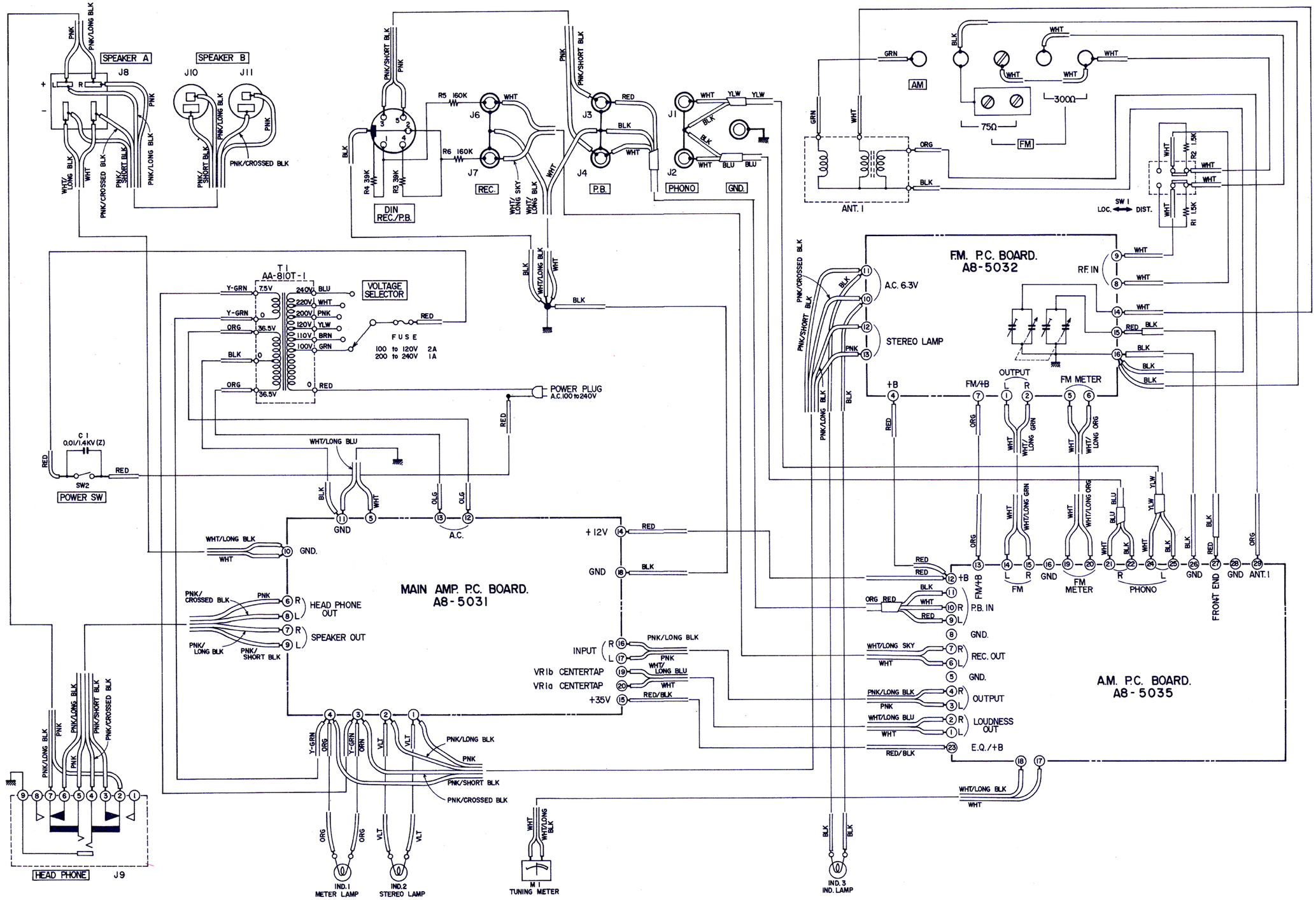


# AA-810
# CONNECTION DIAGRAM
NO. 1500446A

www.hifiengine.com

AA-810DB

| | OTHER | CSA |
|---|---|---|
| R1 | RDI/4W 1.5K | RDI/2W1.5K |
| R2 | RDI/4W1.5K | RDI/2W1.5K |

FM P.C. BOARD A8-5032

AM P.C. BOARD A8-5216

PUSH SW. P.C. BOARD A8-5217

MAIN AMP. P.C. BOARD A8-5031

DOLBY N.R. P.C. BOARD A8-5218

NOTE
UNLESS OTHERWISE SPECIFIED
ALL RESISTORS IN Ω 1/4W (J)
ALL CAPACITORS IN μF 50W.V.(J)
※ MARK INDICATES LOW LEAKAGE CAPACITORS
POWER TRANSFOMER BLOCK IS DIFFERENT ACCORDING TO AREA

# AA-810DB SCHEMATIC DIAGRAM NO. 1500444A 2C

AA-810DB

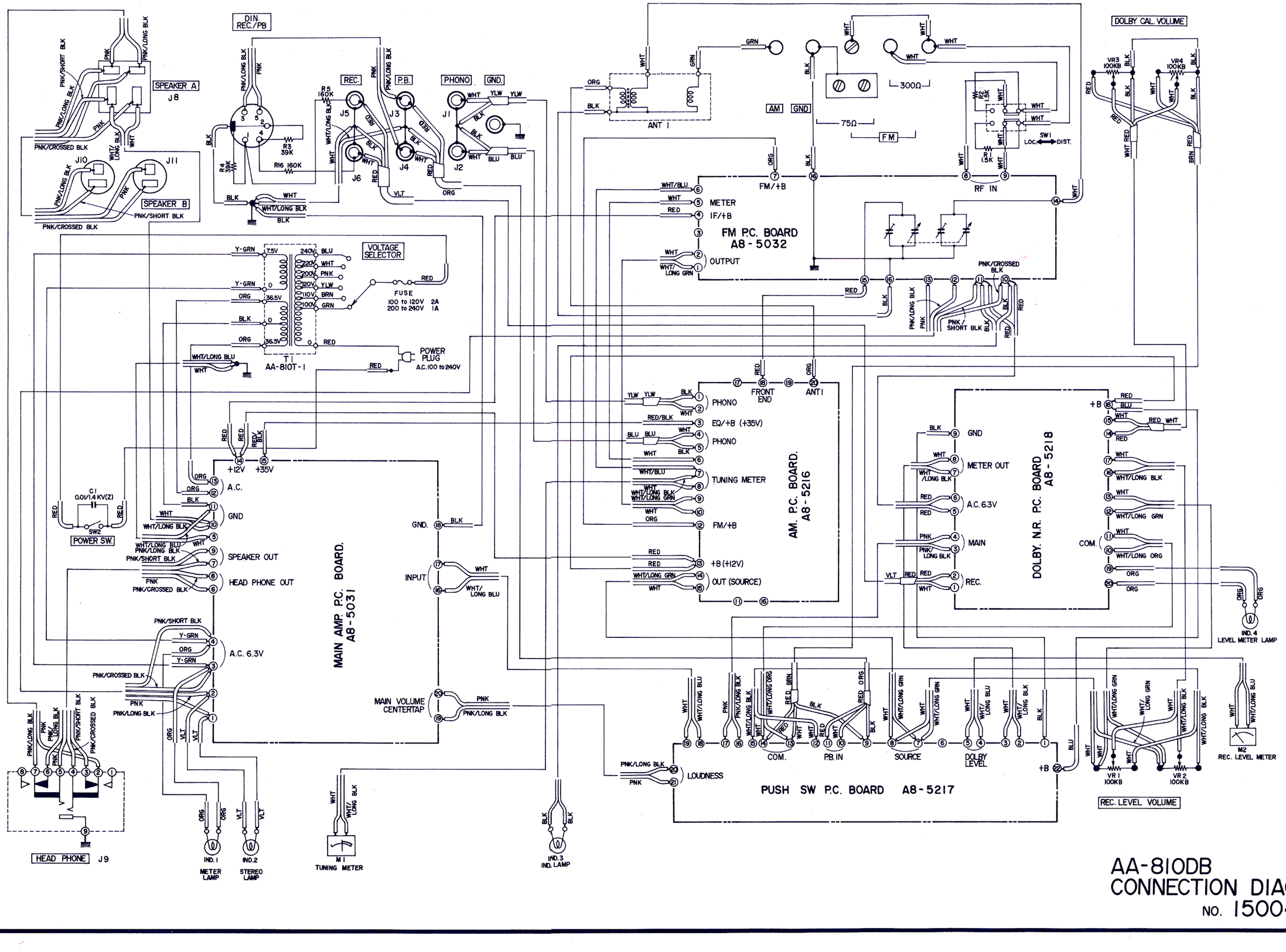


# AA-810DB
# CONNECTION DIAGRAM
NO. 1500448A

www.hifiengine.com

AA-810

AKAI ELECTRIC CO.,LTD.
AKAI TRADING CO.,LTD.
(P.O. BOX 21, Tokyo International Airport, Japan)
12-14, 2-chome, Higashi-Kojiya, Ohta-ku, Tokyo, Japan
TELEPHONE: TOKYO (742) 5111
CABLE: HIFI AKAI TOKYO TELEX: J26261
Printed No. 1500860 Printed in Japan Price $6.00