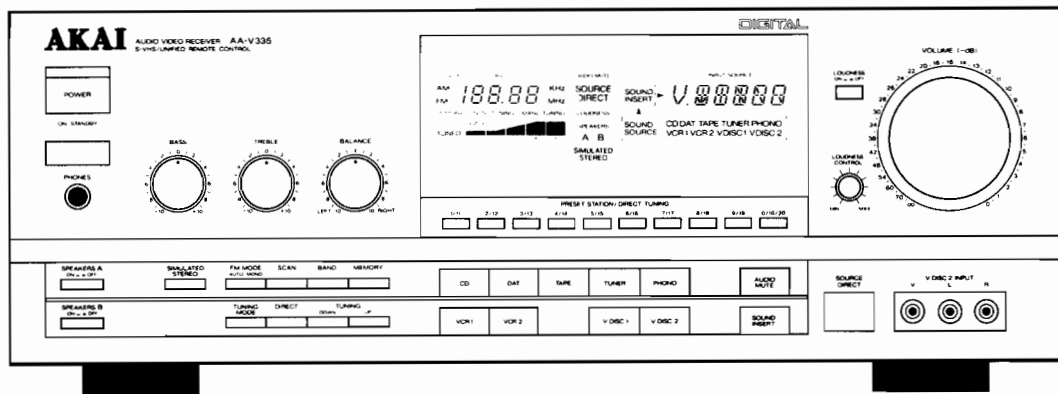
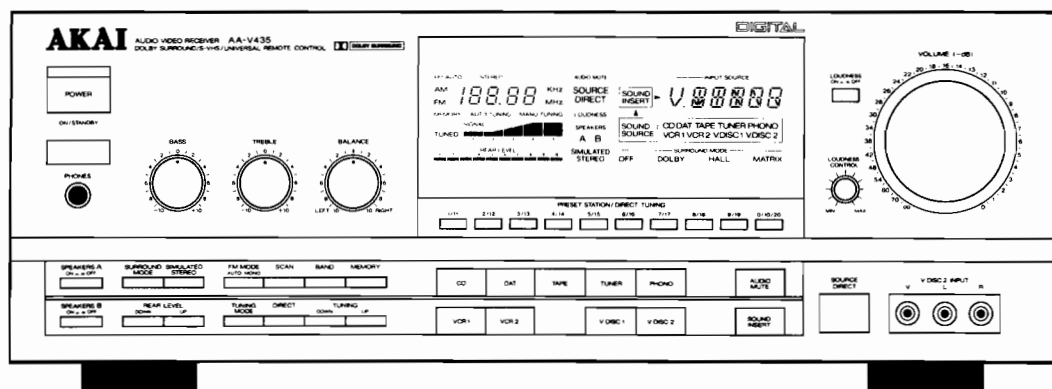


AKAI SERVICE MANUAL



model AA-V335



model AA-V435

AUDIO VIDEO RECEIVER

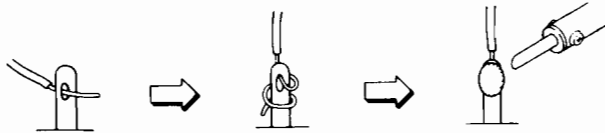
MODEL **AA-V335**

MODEL **AA-V435**

★ SAFETY INSTRUCTIONS

PRECAUTIONS DURING SERVICING

1. Parts identified by the Δ (*) symbol parts are critical for safety. Replace only with parts number specified.
2. In addition to safety, other parts and assemblies are specified for conformance with such regulations as those applying to spurious radiation.
These must also be replaced only with specified replacements.
Examples: RF converters, tuner units, antenna selectswitches, RF cables, noise blocking capacitors, noise blocking filters, etc.
3. Use specified internal wiring. Note especially:
 - 1) Wires covered with PVC tubing
 - 2) Double insulated wires
 - 3) High voltage leads
4. Use specified insulating materials for hazardous live parts. Note especially:
 - 1) Insulation Tape
 - 2) PVC tubing
 - 3) Spacers (Insulating Barriers)
 - 4) Insulation sheets for transistors
 - 5) Plastic screws for fixing microswitch (especially in turntable)
5. When replacing AC primary side components (transformers, power cords, noise blocking capacitors, etc.), wrap ends of wires securely about the terminals before soldering.



6. Observe that wires do not contact heat producing parts (heatsinks, oxide metal film resistors, fusible resistors, etc.).

7. Check that replaced wires do not contact sharp edged or pointed parts.
8. Also check areas surrounding repaired locations.
9. Use care that foreign objects (screws, solder droplets, etc.) do not remain inside the set.

SAFETY CHECK AFTER SERVICING

After servicing, make measurements of leakage-current or resistance in order to determine that exposed parts are acceptably insulated from the supply circuit.

The leakage-current measurement should be done between accessible metal parts (such as chassis, ground terminal, microphone jacks, signal-input/output connectors, etc.) and the earth ground through a resistor of 1500 ohms paralleled with a 0.15 μ F capacitor, under the unit's normal working conditions. The leakage-current should be less than 0.5 mA rms AC.

The resistance measurement should be done between accessible exposed metal parts and power cord plug prongs with the power switch (if included) "ON". The resistance should be more than 2.2 Mohms.

★ INFORMATION

SYMBOLS FOR PRIMARY DESTINATION

Alphabet indicates the destination of the units as listed below.

| Symbols | Principal Destinations |
|-----------|------------------------|
| A | USA |
| B | UK |
| C | Canada |
| E | Europe (except UK) |
| J | Japan |
| S | Australia |
| V | W. Germany only |
| U | Universal Area |
| Y* | Custom version |

I. SPECIFICATIONS

1-1. Model AA-V335

| | |
|--|---|
| Amplifier section | |
| Power output (per channel) by FTC (20Hz to 20kHz)..... | 100W (8 ohms, 0.05%) |
| Music power output | 165W (8 ohms)/330W (4 ohms)/660W (2 ohms) |
| Power bandwidth..... | 10Hz to 60kHz/0.3% |
| Total harmonic distortion..... | 0.03% (8 ohms, 1kHz) |
| Phono max. input level | 135mV (MM) |
| Frequency response | 5Hz to 100kHz (+0dB, -4dB) |
| Tone control | |
| Treble | ±8dB (10kHz) |
| Bass | ±8dB (100Hz) |
| Input sensitivity/Impedance | |
| Phono (MM) | 2.0mV/47k ohms |
| CD, Tape, etc. | 150mV/47k ohms |
| V.Disc/VCR (Audio) | 150mV/47k ohms |
| V.Disc/VCR (Video) | 1Vp-p/75 ohms |
| Output level/Impedance | |
| Tape rec out..... | 150mV/1k ohms |
| VCR (Audio)..... | 150mV/1k ohms |
| Monitor/VCR (Video) | 1Vp-p/75 ohms |
| Damping factor | 28.7 (8 ohms, 1kHz) |
| Residual noise..... | 0.5mV (8 ohms) |
| S/N | |
| Phono (MM) | 70dB |
| CD, Tape..... | 90dB (Source direct) |
| Channel separation (IHF)..... | 60dB (1kHz) |
| Required speaker impedance | |
| A or B..... | 8 ohms to 16 ohms |
| A and B..... | 16 ohms |
| Tuner section | |
| FM Tuner | |
| Tuning frequency range | 87.5MHz to 108.0MHz |
| Usable sensitivity..... | 11.2dBf |
| Quieting sensitivity | |
| (IHF, S/N=50dB) | 16.2dBf (Mono)/37.2dBf (Stereo) |
| Capture ratio | 1.5dB |
| Selectivity (400kHz)..... | 60dB |
| Image rejection..... | 85dB |
| IF rejection..... | 90dB |
| Spurious rejection..... | 80dB |
| AM suppression | 60dB |
| S/N (IHF) | 75dB (Mono)/65dB (Stereo) |
| Harmonic distortion..... | 0.1% (Mono)/0.3% (Stereo) |
| Stereo separation (1kHz) | 45dB |
| Frequency response | 30Hz to 15kHz (±0.5dB) |
| AM Tuner | |
| Tuning frequency range | 530kHz to 1,610kHz |
| Usable sensitivity (AM Loop antenna)..... | 300µV/m |
| Selectivity..... | 25dB |
| Image rejection..... | 45dB |
| IF rejection..... | 35dB |
| S/N | 40dB |
| T.H.D. | 1.0% |
| Power requirement..... | 120V, 60Hz |
| Dimensions..... | 425(W) × 158(H) × 368(D) mm (16.7 × 6.2 × 14.5 inches) |
| Weight | 11.8kg (26.0 lbs) |
| Standard accessories | |
| FM antenna | 1 |
| AM loop antenna | 1 |
| FM antenna plug | 1 |
| Remote control unit (RC-V335) | 1 |
| Batteries for remote control unit (UM-3) | 2 |
| Operator's manual | 1 |

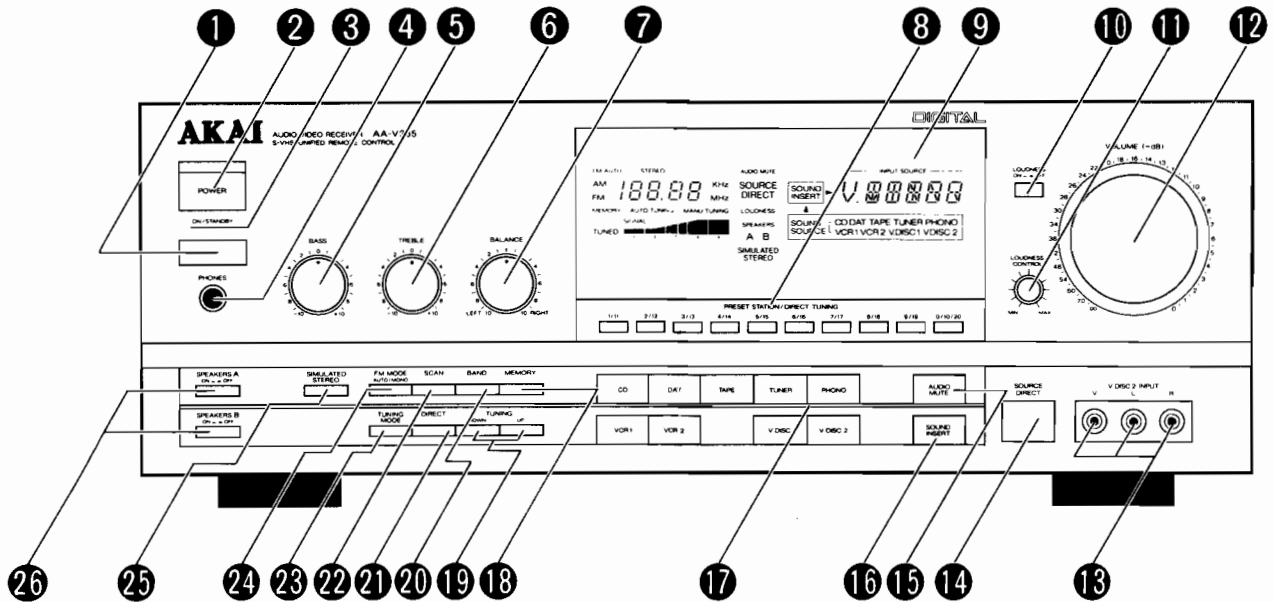
1-2. Model AA-V435

| | |
|---|--|
| Amplifier section | |
| Power output (per channel) FTC (20Hz to 20kHz).... | 125W (8 ohms, 0.05%) |
| Rear power output | 15W (L+R) |
| Dynamic power output..... | 160W (8 ohms)/200W (6 ohms)/220W (4 ohms), 300W (2 ohms) |
| Power bandwidth | 10Hz to 60kHz/0.3% |
| Total harmonic distortion.... | 0.03% (8 ohms, 1kHz) |
| Phono max. input level..... | 135mV (MM) |
| Frequency response..... | 5Hz to 100kHz (+0dB, -4dB) |
| Tone control | |
| Treble | ±8dB (10kHz) |
| Bass | ±8dB (100Hz) |
| Input sensitivity/Impedance | |
| Phono (MM)..... | 2.0mV/47k ohms |
| CD, Tape, etc. | 150mV/47k ohms |
| V.Disc/VCR (Audio) | 150mV/47k ohms |
| V.Disc/VCR (Video)..... | 1Vp-p/75 ohms |
| Output level/Impedance | |
| Tape rec out..... | 150mV/1k ohms |
| VCR (Audio)..... | 150mV/1k ohms |
| Monitor/VCR (Video)..... | 1Vp-p/75 ohms |
| Damping factor..... | 28.7 (8 ohms, 1kHz) |
| Residual noise | 0.5mV (8 ohms) |
| S/N | |
| Phono (MM)..... | 70dB |
| CD, Tape | 90dB (Source direct) |
| Channel separation (IHF)..... | 60dB (1kHz) |
| Required speaker impedance | |
| A or B..... | 8 ohms to 16 ohms |
| A and B..... | 16 ohms |
| Tuner section | |
| FM Tuner | |
| Tuning frequency range..... | 87.5MHz to 108.0MHz |
| Usable sensitivity | 11.2dBf |
| Quieting sensitivity | |
| (IHF, S/N=50dB)..... | 16.2dBf (Mono)/37.2dBf (Stereo) |
| Capture ratio..... | 1.5dB |
| Selectivity (400kHz)..... | 60dB |
| Image rejection..... | 85dB |
| IF rejection..... | 90dB |
| Spurious rejection..... | 80dB |
| AM suppression..... | 60dB |
| S/N (IHF) | 75dB (Mono)/65dB (Stereo) |
| Harmonic distortion | 0.1% (Mono)/0.3% (Stereo) |
| Stereo separation (1kHz)..... | 45dB |
| Frequency response..... | 30Hz to 15kHz (±0.5dB) |
| AM Tuner | |
| Tuning frequency range..... | 530kHz to 1,610kHz |
| Usable sensitivity (AM Loop antenna)..... | 300µV/m |
| Selectivity | 25dB |
| Image rejection | 45dB |
| IF rejection..... | 35dB |
| S/N | 40dB |
| T.H.D. | 1.0% |
| Power requirement | 120V, 60Hz |
| Dimensions..... | 425(W) × 158(H) × 368(D) mm (16.7 × 6.2 × 14.5 inches) |
| Weight | 12.8kg (28.2 lbs) |
| Standard accessories | |
| FM antenna | 1 |
| AM loop antenna..... | 1 |
| FM antenna plug | 1 |
| Remote control unit (RC-V435)..... | 1 |
| Batteries for remote control unit (UM-4)..... | 4 |
| Operator's manual | 1 |

* For improvement purposes, specifications and design are subject to change without notice.

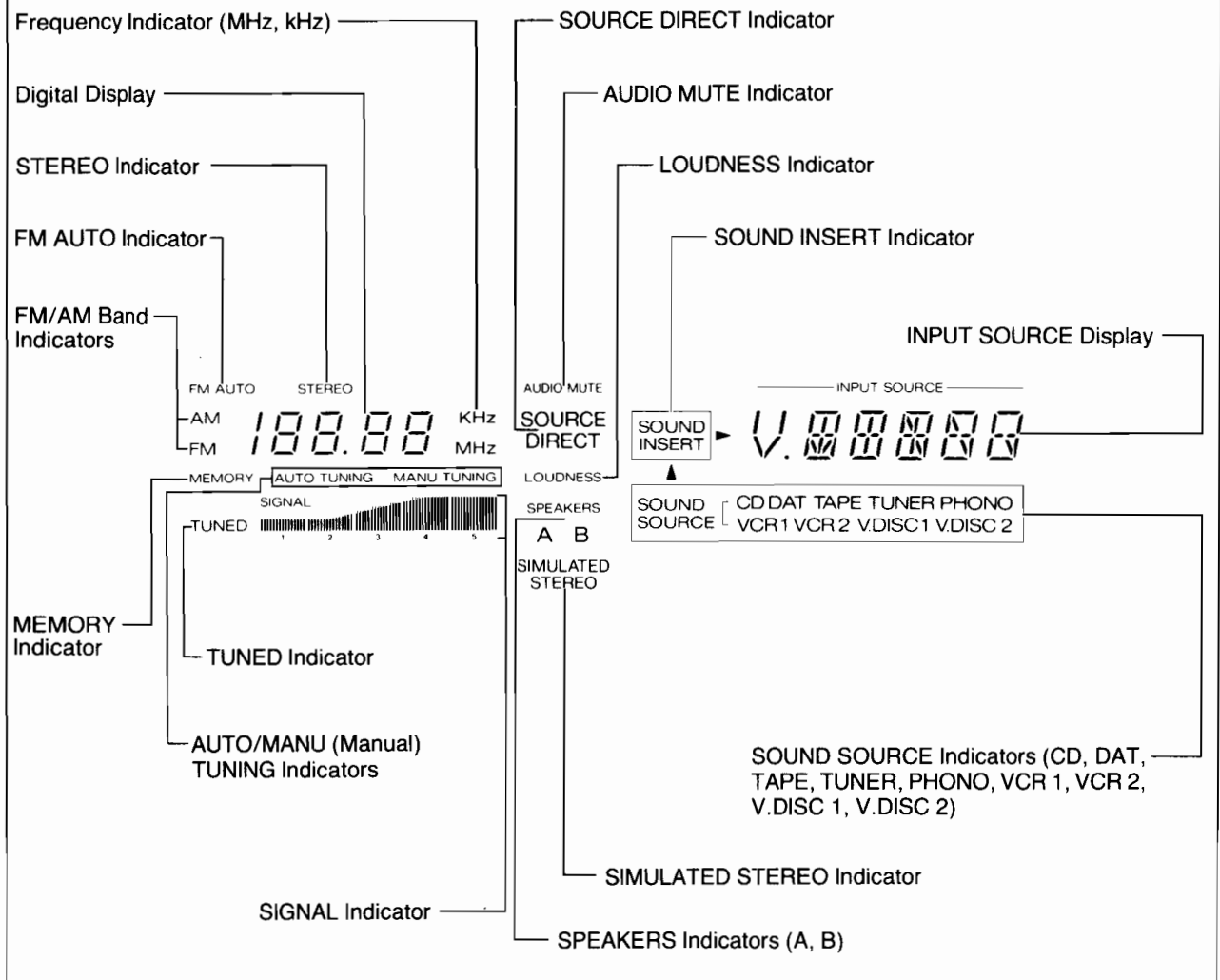
II. CONTROLS

2-1 Model AA-V335



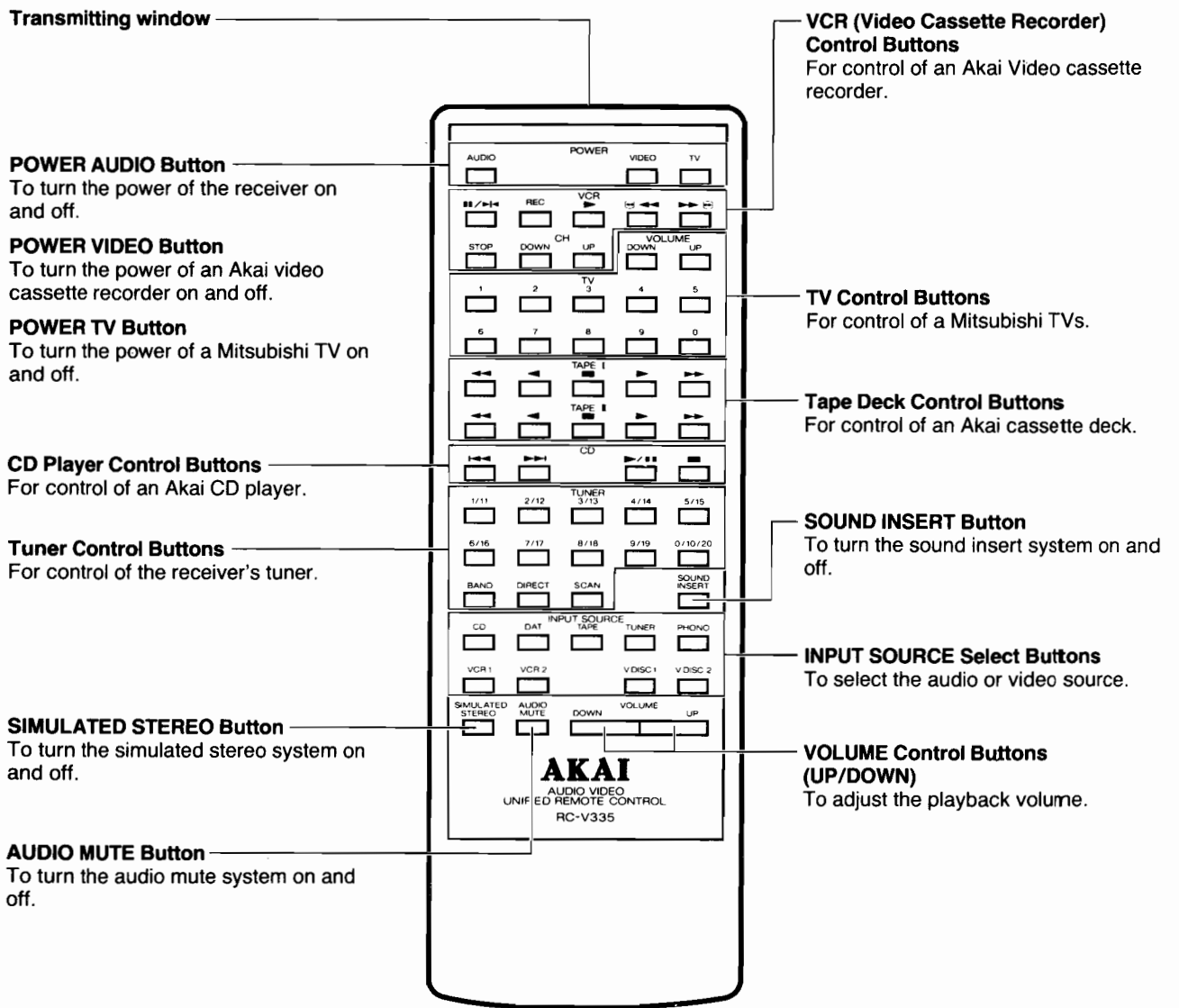
- 1 Remote Sensor Window**
To receive the remote control signal from the RC-V335 provided remote control unit. Keep away from strong light and direct sunlight as this may interfere with the remote control function.
- 2 POWER Button and Indicator**
To turn the power on and off. The indicator will light when the power is on.
- 3 ON/STANDBY Indicator**
Tells you the power cord is connected to a household AC outlet.
- 4 PHONES Jack**
For connection of headphones.
- 5 BASS Tone Control**
To adjust the low note (bass) level. When set to 0, the control is ineffective.
- 6 TREBLE Tone Control**
To adjust the high note (treble) level. When set to 0, the control is ineffective.
- 7 BALANCE Control**
To adjust the left and right channel balance. Normally set the control to 0.
- 8 PRESET STATION/DIRECT TUNING buttons**
To memorize and recall FM and AM stations and for direct tuning of stations.
- 9 FL (Fluorescent) Display**
Tells you what the receiver is doing.
- 10 LOUDNESS Switch (ON/OFF)**
To turn the loudness system on and off.
- 11 LOUDNESS Control (MIN/MAX)**
To increase or decrease the loudness effect.
- 12 VOLUME Control (-dB: minus decibel) and Indicator**
To adjust the volume level. The 0 dB (zero decibel) position is the maximum volume output of the receiver. The indicator will light when the power is turned on. The surround speaker level can be adjusted at the same time when the surround system is engaged.
- 13 V.DISC 2 Input Jacks (L: Left/R: Right/V: Video)**
For connection of video equipment for playback purposes.
- 14 SOURCE DIRECT Switch**
To select the playback operation mode. If you wish to use the BASS, TREBLE or BALANCE controls, set the switch to off.
- 15 AUDIO MUTE Button**
To instantly reduce the playback volume by 20 dB (1/10) from the level that the VOLUME control is set at.
- 16 SOUND INSERT Button**
To turn the sound insert system on and off during video source recording and playback.
- 17 Input Select Buttons (PHONO, TAPE, DAT, TUNER, CD, VCR 1, VCR 2, V.DISC 1, V.DISC 2)**
To select the audio or video source you wish to playback.
- 18 MEMORY Button**
To store tuned in stations at PRESET STATION button.
- 19 TUNING Control Button (UP/DOWN)**
To tune in stations manually or automatically.
- 20 BAND Button**
To select between the FM and AM band.
- 21 DIRECT Button**
To tune in a stations directly.
- 22 SCAN Button**
To start automatic preset station scanning.
- 23 TUNING MODE Button**
To select between the automatic or manual tuning modes.
- 24 FM MODE Button**
To select between the stereo and monaural mode during FM reception.
- 25 SIMULATED STEREO Button**
To turn the simulated stereo system on and off.
- 26 SPEAKERS A/B Switch (ON/OFF)**
To select the speaker system. For headphone listening, set both switches to OFF. When using two pairs of speaker systems at the same time, set both switches to ON.

On the FL (Fluorescent) display

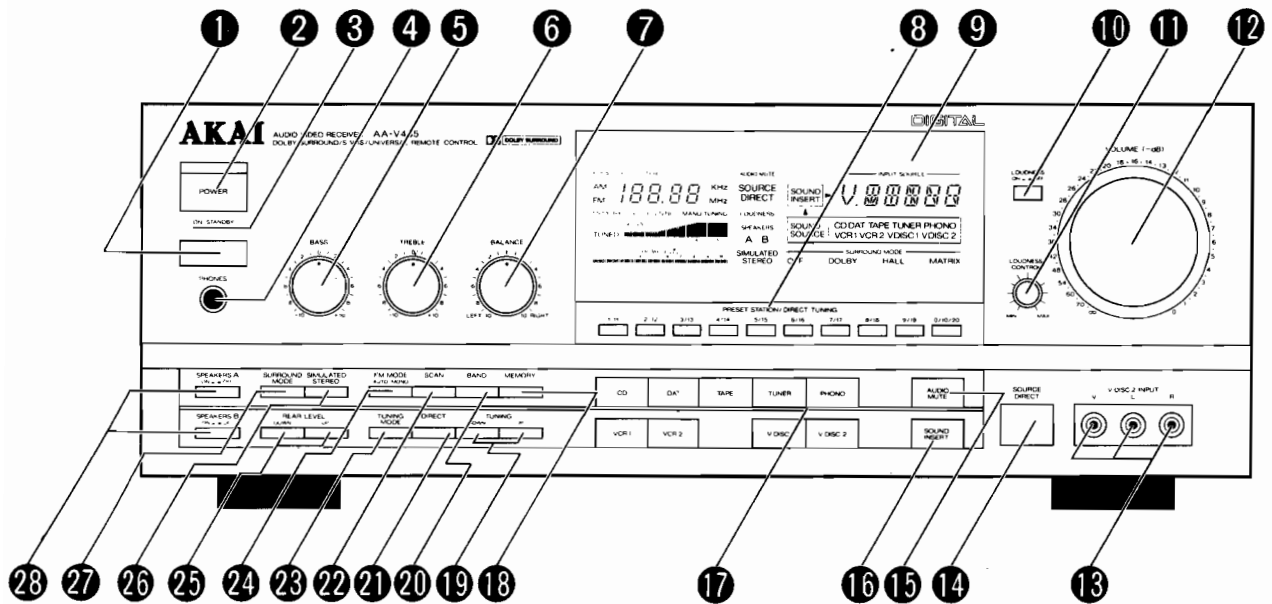


REMOTE CONTROL UNIT

The remote control can be used to conveniently control all of the receiver's functions as well as basic control of Akai video cassette recorders and Mitsubishi TVs.

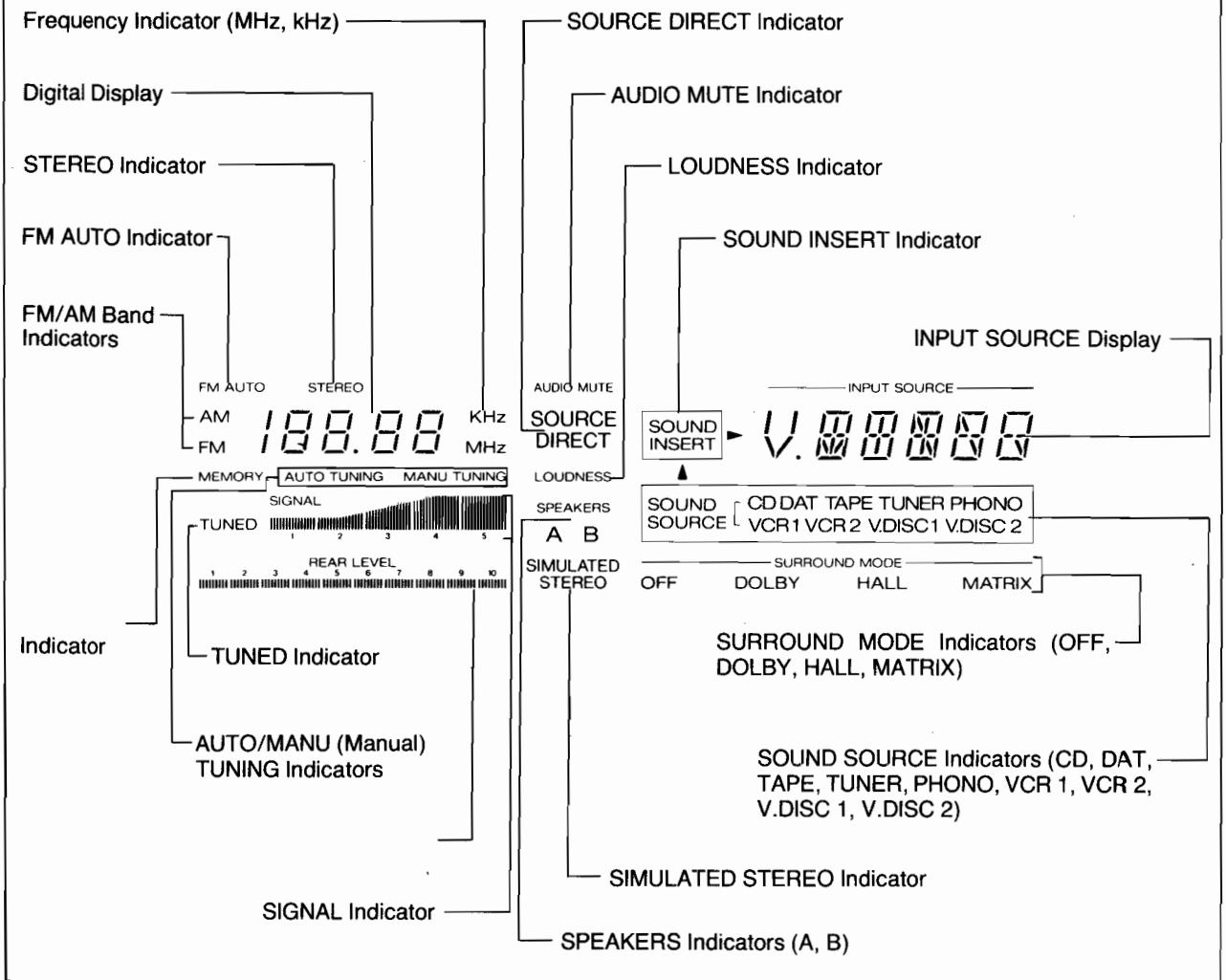


2-2 Model AA-V435



- 1 Remote Sensor Window**
To receive the remote control signal from the RC-V435 provided remote control unit.
Keep away from strong light and direct sunlight as this may interfere with the remote control function.
- 2 POWER Button and Indicator**
To turn the power on and off.
The indicator will light when the power is on.
- 3 ON/STANDBY Indicator**
Tells you the power cord is connected to a household AC outlet.
- 4 PHONES Jack**
For connection of headphones.
- 5 BASS Tone Control**
To adjust the low note (bass) level.
When set to 0, the control is ineffective.
- 6 TREBLE Tone Control**
To adjust the high note (treble) level.
When set to 0, the control is ineffective.
- 7 BALANCE Control**
To adjust the left and right channel balance.
Normally set the control to 0.
- 8 PRESET STATION/DIRECT TUNING buttons**
To memorize and recall FM and AM stations and for direct tuning of stations.
- 9 FL (Fluorescent) Display**
Tells you what the receiver is doing.
- 10 LOUDNESS Switch (ON/OFF)**
To turn the loudness system on and off.
- 11 LOUDNESS Control (MIN/MAX)**
To increase or decrease the loudness effect.
- 12 VOLUME Control (-dB: minus decibel) and Indicator**
To adjust the volume level. The 0 dB (zero decibel) position is the maximum volume output of the receiver.
The indicator will light when the power is turned on.
The surround speaker level can be adjusted at the same time when the surround system is engaged.
- 13 V.DISC 2 Input Jacks (L: Left/R: Right/V: Video)**
For connection of video equipment for playback purposes.
- 14 SOURCE DIRECT Switch**
To select the playback operation mode. If you wish to use the BASS, TREBLE or BALANCE controls, set the switch to off.
- 15 AUDIO MUTE Button**
To instantly reduce the playback volume by 20 dB (1/10) from the level that the VOLUME control is set at.
- 16 SOUND INSERT Button**
To turn the sound insert system on and off during video source recording and playback.
- 17 Input Select Buttons (PHONO, TAPE, DAT, TUNER, CD, VCR 1, VCR 2, V.DISC 1, V.DISC 2)**
To select the audio or video source you wish to playback.
- 18 MEMORY Button**
To store tuned in stations at PRESET STATION button.
- 19 TUNING Control Button (UP/DOWN)**
To tune in stations manually or automatically.
- 20 BAND Button**
To select between the FM and AM band.
- 21 DIRECT Button**
To tune in a stations directly.
- 22 SCAN Button**
To start automatic preset station scanning.
- 23 TUNING MODE Button**
To select between the automatic or manual tuning modes.
- 24 FM MODE Button**
To select between the stereo and monaural mode during FM reception.
- 25 REAR LEVEL Control Button (UP/DOWN)**
To adjust the rear surround system playback volume when the surround system is engaged.
- 26 SIMULATED STEREO Button**
To turn the simulated stereo system on and off.
- 27 SURROUND MODE Select Button**
To select the surround mode (DOLBY, HALL or MATRIX).
- 28 SPEAKERS A/B Switch (ON/OFF)**
To select the speaker system.
For headphone listening, set both switches to OFF. When using two pairs of speaker systems at the same time, set both switches to ON.

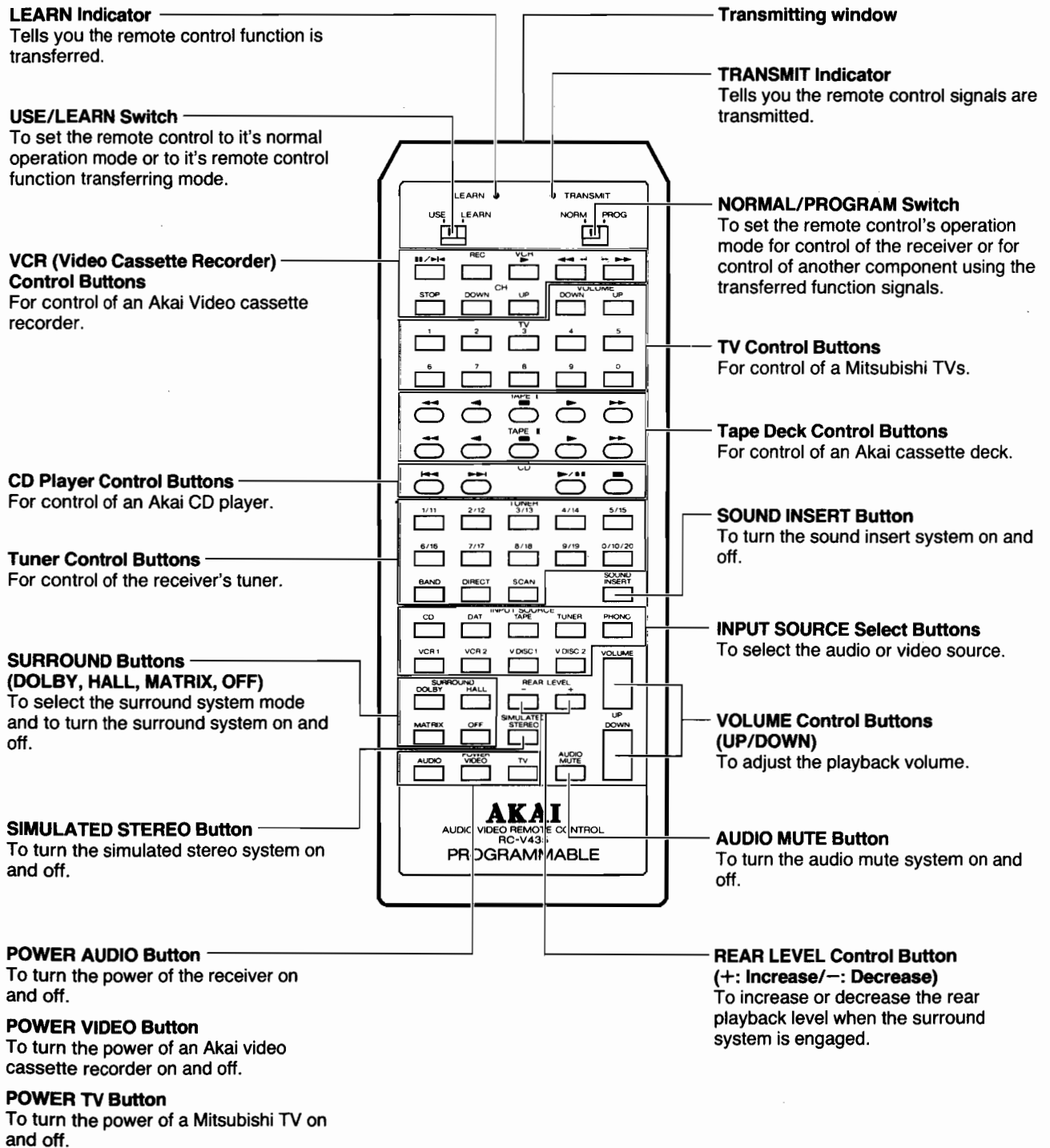
On the FL (Fluorescent) display



REMOTE CONTROL UNIT

The remote control can be used to conveniently control all of the receiver's functions as well as basic control of Akai video cassette recorders and Mitsubishi TVs.

If you wish to use this remote control to control other components you can transfer their remote control functions to this unit using the programming function.




III. DISASSEMBLY

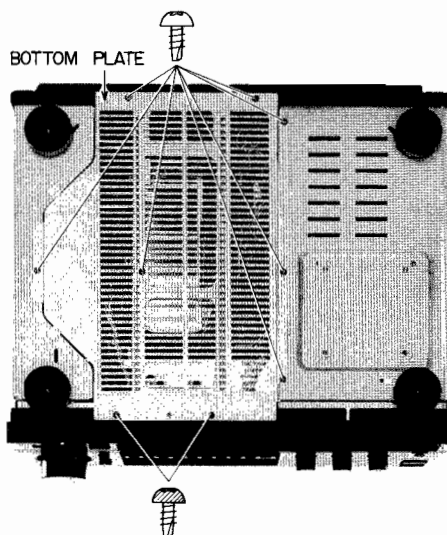
In case of trouble, etc, necessitating dismantling, please dismantle in the order shown in the photographs.
Reassemble in reverse order.

* Photographs employed here are of model AA-V435.


1. Removal of UPPER COVER




3. Removal of FRONT PANEL BLOCK



2. Removal of BOTTOM PLATE



4.



IV. PRINCIPAL PARTS LOCATION




Fig. 4-1

V. ELECTRICAL ADJUSTMENT

5-1. INSTRUMENT CONNECTIONS

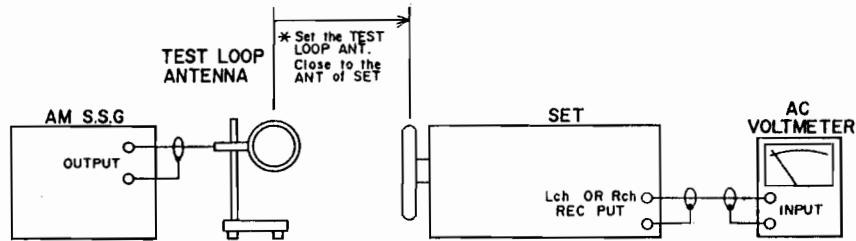


Fig. 5-1. Instrument Connection for AM Section Adjustments

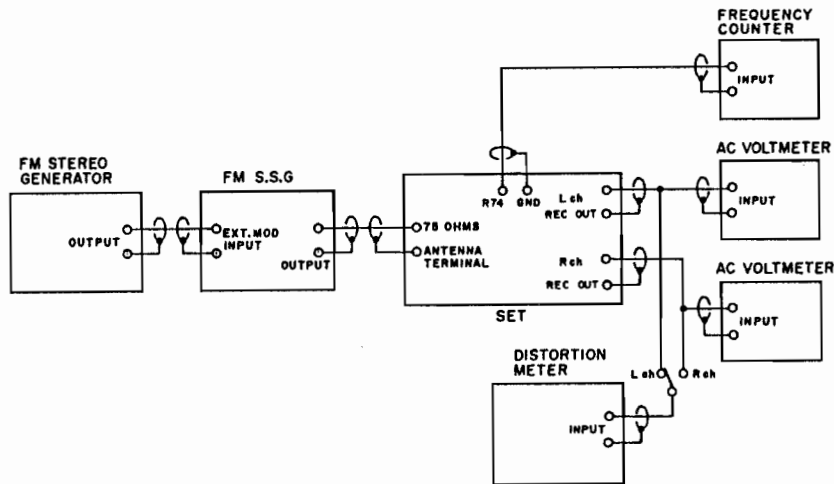
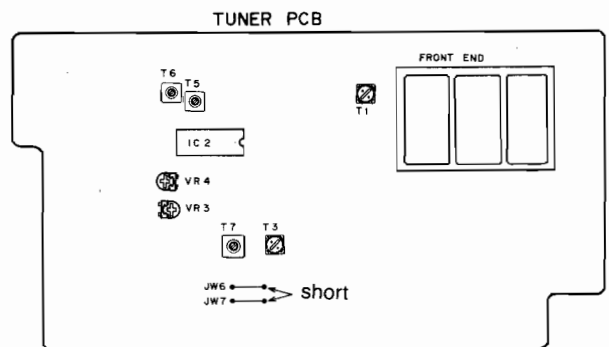


Fig. 5-2. Instrument Connection for FM Section Adjustments

5-2. HOW TO RECALL THE PRESET TUNING FREQUENCY FOR ADJUSTMENT

Short the two Jumper Wires JW6 and JW7 on the TUNER PCB momentarily as shown Fig.5-3, then select the required tuning frequency by pushing one of the PRESET STATION button on the FRONT PANEL.



* View from the parts side

Fig. 5-3

* The internal tuning frequency preset memory is set as below.

| PRESET STATION | 1 ch | 2 ch | 3 ch | 4 ch | 5 ch | 6 ch | 7 ch | 8 ch | 9 ch | 10 ch |
|------------------|-------------|-------------|-------------|--------------|--------------|--------------|-------------|--------------|-----------|-----------|
| TUNING FREQUENCY | FM 88.00MHz | FM 90.00MHz | FM 98.00MHz | FM 100.00MHz | FM 106.00MHz | FM 108.00MHz | FM 95.70MHz | FM 107.70MHz | AM 530kHz | AM 600kHz |

| PRESET STATION | 11 ch | 12 ch | 13 ch | 14 ch | 15 ch | 16 ch | 17 ch | 18 ch | 19 ch | 20 ch |
|------------------|-------------|-------------|-----------|-------------|-------------|-------------|-------------|-------------|-------------|--------------|
| TUNING FREQUENCY | AM 1,000kHz | AM 1,400kHz | AM 800kHz | AM 1,300kHz | AM 1,610kHz | AM 1,190kHz | FM 92.00MHz | FM 94.00MHz | FM 96.00MHz | FM 102.00MHz |

5-3. TUNER ADJUSTMENT

NOTES:

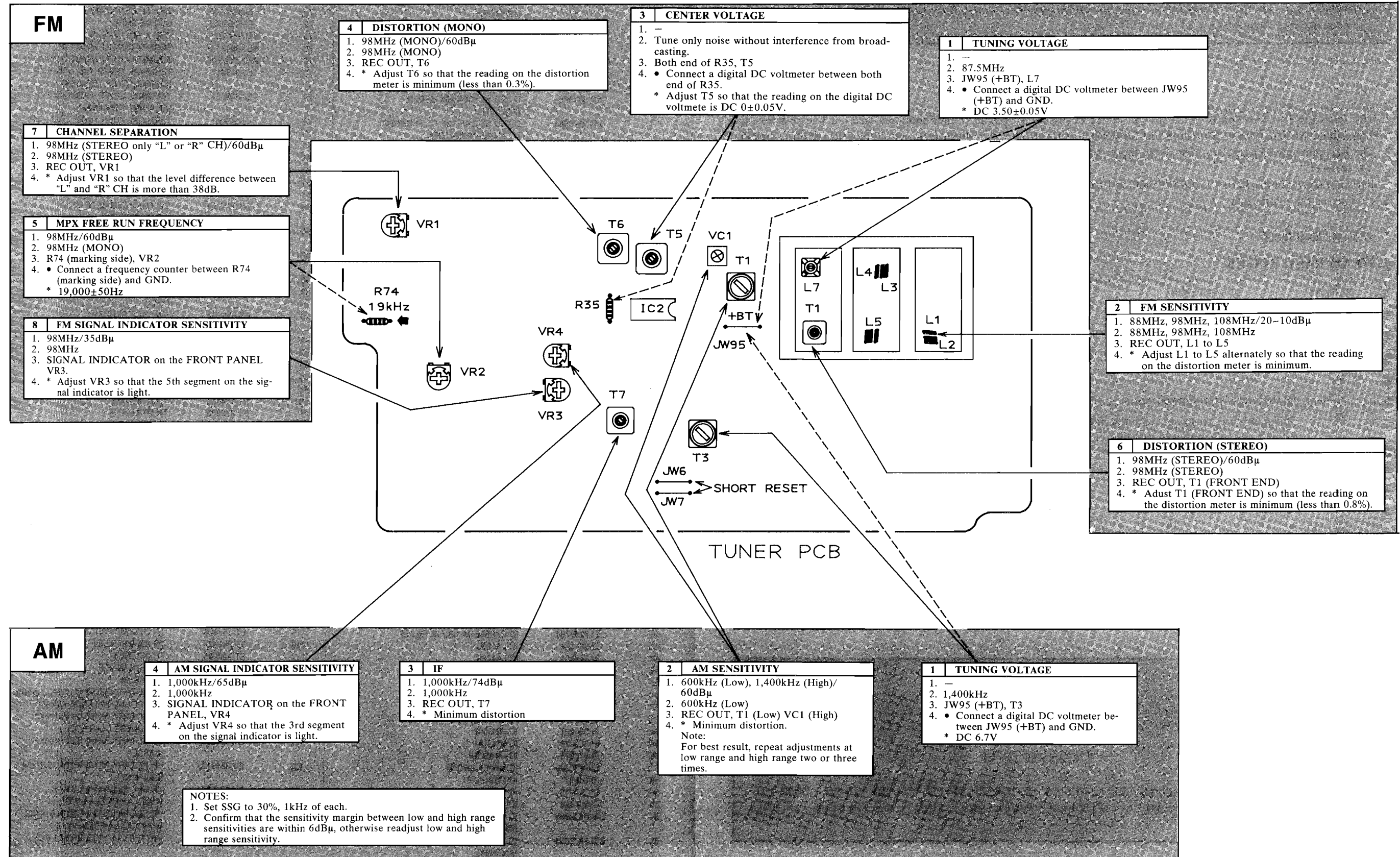
1. Set SSG to 75kHz deviation, 1kHz.
2. Confirm that the sensitivity margin between low and high range sensitivities are within 3dBμ, otherwise readjust low and high range sensitivity.

STEP No. ADJUSTMENT ITEM

1. SSG Freq./Att.
2. Tuning freq.
3. Test point, Adjustment part
4. Remarks (●)/Result (*)

Adjustment point

Test point



V. PARTS LIST

ATTENTION

- When placing an order for parts, be sure to list Part No., Model No. and the description of each part. Otherwise, the non-delivery of the part or the delivery of a wrong part may result.
- Please make sure that Part No. is correct when ordering. If not, a part different from the one you ordered may be delivered.
- Since the parts shown in Parts List of Preliminary Service Manual may have been the subject of changes, please use this Parts List for all future reference.

HOW TO USE THIS PARTS LIST

- This Parts List lists those parts which are considered necessary for repairs. Other common parts, such as resistors and capacitors, are listed in the "Common List for Service Parts" from which these parts should be selected and stocked.
- The Recommended Spare Parts List shows those parts in the Parts List which are considered particularly important for service.
- Parts not shown in the Parts List and "Common List for Service Parts" will not in principle be supplied.
- How to read the Parts List.

a) Mechanism Block

2. HEAD BASE BLOCK

| REF. NO. | PART NO. | DESCRIPTION |
|----------|---------------|--------------------|
| 1 | BH-T2023A320A | HEAD BASE BLOCK |
| 2 | HP-H2206A010A | HEAD R/P PR4-8FU C |
| 3 | ZS-477876 | PAN20X03STL CMT |
| 4 | ZS-536488 | BID20X08STL CMT |
| 5 | ZG-402895 | SP CS ANGLE ADJUST |

SP (Service Parts) Classification

This number corresponds with the individual parts index number in that figure.

b) PC Board

6. MAIN PC BOARD

| REF. NO. | PART NO. | DESCRIPTION |
|----------|-----------|------------------------------|
| IC1 | EI-324536 | IC HD14049BP |
| IC2 | EI-336801 | IC MB8841-564M |
| C1A | EC-338399 | C MMY V 223M 250AC [U,E,B,S] |
| C1B | EC-350949 | C MMY V 223M 250DC [J] |
| C1C | EC-338397 | C MMY V 223M 125AC [C,A] |
| X1 | EI-318384 | OSC X'TAL NC-18C |

Symbols for primary destination

[A] : AAL (U.S.A) [S] : SAA (Australia)
 [B] : BEAB (England) [U] : U/T (Universa Area)
 [C] : CSA (Canada) [E] : CEE (Europe) [V] : VDE (W. Germany)
 [J] : JPN (Japan) [Y] : Custom Version

SP (Service Parts) Classification

These reference symbols correspond with component symbols in the Schematic Diagrams.

The available PC Board Blocks are listed separately.

- When Part No. is known, Parts Index at end of Parts List can be used to locate where that part is shown in Parts List by its Reference No. listed at right of Part No.

WARNING

Δ(*) INDICATES SAFETY CRITICAL COMPONENTS. FOR CONTINUED SAFETY, REPLACE SAFETY CRITICAL COMPONENTS ONLY WITH MANUFACTURE'S RECOMMENDED PARTS.

AVERTISSEMENT

Δ(*) IL INDIQUE LES COMPOSANTS CRITIQUES DE SÉCURITÉ. POUR MAINTENIR LE DEGRÉ DE SÉCURITÉ DE L'APPAREIL, NE REMPLACER QUE DES PIÈCES RECOMMANDÉES PAR LE FABRICANT.

1. RECOMMENDED SPARE PARTS

We suggest you to stock the following Recommended Spare Part items listed below since they can cover most of the routine service.

| Ref. No. | Part No. | Description | Ref. No. | Part No. | Description |
|----------|----------|-------------|----------|-------------|---|
| | | | 63 | EI-371579 | IC S8054ALB |
| | | | 64 | EI-310036 | IC TC4066BP |
| | | | 65 | EI-343371 | IC TC9154AP |
| | | | 66 | EI-351849 | IC UPC1235C |
| | | | 67 | EI-354080 | IC UPC1237H |
| | | | 68 | *EI-384342J | IC UPC1238V |
| | | | 69 | EI-726880J | IC UPD4538BG |
| | | | 70 | EI-726144J | IC UPD6124G-536 |
| | | | 71 | EI-376113 | OSC CE CSB455EB |
| | | | 72 | EI-388110J | OSC CE CST4.19MG 4.194MHZ |
| | | | 73 | EI-726885J | OSC CE 8MHZ |
| | | | 74 | EI-344422 | OSC X'TAL HC-18/U 7.200MHZ |
| | | | 75 | *EJ-384277J | SOCKET OUTLET M7037 2P |
| | | | 76 | *EJ-384283J | SOCKET OUTLET M7037-B 2X2P |
| | | | 77 | EJ-349417 | TERMINAL LEVER YKD21-0026 4P [SURROUND SP TERMINAL] |
| | | | 78 | EJ-359031 | TERMINAL LEVER YKD31-0215 P 2P [ANTENNA TERMINAL] |
| | | | 79 | EJ-349061 | TERMINAL PUSH YKD21-0025 P 8P [SPEAKER TERMINAL] |
| | | | 80 | EM-384263J | IND FL BG-558GK |
| | | | 81 | *EQ-385209J | RELAY POW VS-12-MB-NR |
| | | | 82 | EQ-382352J | RELAY POW G5R-2282P 2NO 24V |
| | | | 83 | *ER-318647 | R FUSE H S10 ERD2FC 1/4W 4R7J |
| | | | 84 | *ER-356573 | R SD ANTI-STATIC 1/2W 225K |
| | | | 85 | ES-384302J | SW PUSH ESB-62 06-02 [LOUDNESS SW] |
| | | | 86 | ES-383041J | SW PUSH ESB-62931 2-04-02N [SOURCE DIRECT SW] |
| | | | 87 | ES-384346J | SW PUSH SPUL23 04-02 2THRPN N [SPEAKER SELECTOR SW] |
| | | | 88 | ES-726886J | SW SLIDE SSSS71079A |
| | | | 89 | ES-349474 | SW TACT SKHHAM004A [1/11] |
| | | | 90 | ES-359172 | SW TACT SKHHAP [POWER] |
| | | | 91 | ES-726887J | SW TACT SKHMPA0001 |
| | | | 92 | ET-381637J | DETECTOR GP1U521 |
| | | | 93 | ET-718652 | TR CHIP 2SC2412K |
| | | | 94 | ET-726883J | TR CHIP 2SD1664 |
| | | | 95 | ET-363953 | TR DTA114TS |
| | | | 96 | ET-354415 | TR DTA144ES |
| | | | 97 | ET-373985 | TR DTA144TS |
| | | | 98 | ET-360399 | TR DTC114TS |
| | | | 99 | ET-354371 | TR DTC124ES |
| | | | 100 | ET-370310 | TR DTC144TS |
| | | | 101 | ET-354094 | TR DTC144WS |
| | | | 102 | ET-349449 | TR FET 2SK161 O,Y |
| | | | 103 | ET-337759 | TR FET 2SK246 GR |
| | | | 104 | ET-724344J | TR 2SA1037K |
| | | | 105 | ET-308472 | TR 2SA1115 E,F,G F05 |
| | | | 106 | ET-353899 | TR 2SA1317 S,T,U |
| | | | 107 | ET-305463 | TR 2SA970 GR,BL |
| | | | 108 | *ET-366365 | TR 2SB1185 E,F |
| | | | 109 | *ET-373210 | TR 2SB1187 E,F |
| | | | 110 | ET-307195 | TR 2SC2240 GR,BL |
| | | | 111 | ET-338410 | TR 2SC2878 A,B |
| | | | 112 | ET-336869 | TR 2SC2999 C,D |
| | | | 113 | ET-360067 | TR 2SC3330 T,U F05 |
| | | | 114 | ET-349081 | TR 2SC3383 S,T |
| | | | 115 | ET-357878 | TR 2SC3383 S2,T,U |
| | | | 116 | ET-356437 | TR 2SC930 D2,E,F |
| | | | 117 | ET-328265 | TR 2SC930 F |
| | | | 118 | *ET-366581 | TR 2SD1762 E,F |
| | | | 119 | ET-721755J | TR 2SD596 |
| | | | 120 | EV-384318J | VR ROTARY RK09K1110 SPLC W105 [SURROUND BALANCE AA-435] |
| | | | 121 | EV-384319J | VR ROTARY RK1631210 A104X2 [LOUDNESS CONTROL] |
| | | | 122 | EV-384316J | VR ROTARY RK1631220 B103X2 [BASS] |
| | | | 123 | EV-384317J | VR ROTARY RK1631220 M254N254 [BALANCE] |
| | | | 124 | EV-384328J | VR SPL RK16Y12MA B104X2 [MAIN VOLUME][AA-V335] |
| | | | 125 | EV-384323J | VR SPL RK16313MA M104 B104X2 [MAIN VOLUME][AA-V435] |
| | | | 126 | *EZ-358816 | BATTERY LITHIUM BR2032-1HF |

2. P.C BOARD BLOCK

| Ref. No. | Part No. | Description |
|----------|---------------|---|
| 1A | BA-A1027C020A | PC(#) MAIN BLK AA-V335(A) [A] |
| 1B | BA-A1027C020C | PC(#) MAIN BLK AA-V335(C) [C] |
| 1C | BA-A1027C020B | PC(#) MAIN BLK AA-V435(A) [A] |
| 1D | BA-A1027C020D | PC(#) MAIN BLK AA-V435(C) [C] |
| 2A | BA-A1027C030A | PC(#) TUNER BLK AA-V335 |
| 2B | BA-A1027C030B | PC(#) TUNER BLK AA-V435 |
| 3 | BA-F0141A010F | PC FRONT END BLK FE41(A) |
| 4A | BA-A1027C040A | PC(#) CONTROL BLK AA-V335 |
| 4B | BA-A1027C040B | PC(#) CONTROL BLK AA-V435 |
| 5 | BA-A1028C050A | PC(#) SURROUND BLK AA-V435 [AA-V435] |

PC (#) MAIN BLK CONSISTS OF FOLLOWING P.C BOARD.

- * MAIN P.C BOARD
- * LOUDNESS P.C BOARD
- * SPEAKER SW P.C BOARD
- * VD2 P.C BOARD
- * MAIN VOLUME P.C BOARD

PC (#) TUNER BLK CONSISTS OF FOLLOWING P.C BOARD.

- * TUNER P.C BOARD
- * PIN JACK P.C BOARD
- * S TERMINAL P.C BOARD
- * SPEAKER TERMINAL (A) P.C BOARD
- * POWER SUPPLY P.C BOARD

PC (#) CONTROL BLK CONSISTS OF FOLLOWING P.C BOARD.

- * CONTROL P.C BOARD
- * TACT SW P.C BOARD
- * REMOCOM P.C BOARD
- * LED (A) P.C BOARD

PC (#) SURROUND BLK CONSISTS OF FOLLOWING P.C BOARD.

- * SURROUND PRE P.C BOARD
- * SURROUND MAIN P.C BOARD

3. MAIN P.C BOARD

| Ref. No. | Part No. | Description |
|----------|-----------|---|
| C20A | EC-367048 | C EC V CUT SME 101M 63.0DC [AA-V335] |
| C20B | EC-201637 | C EC V CUT AS1 101M 80.0DC [AA-V435] |
| C21A | EC-367048 | C EC V CUT SME 101M 63.0DC [AA-V335] |
| C21B | EC-201637 | C EC V CUT AS1 101M 80.0DC [AA-V435] |

| Ref. No. | Part No. | Description |
|----------|-------------|---------------------------------------|
| C25 | EC-334005 | C EC V CUT NP SM 331M 10DC |
| D1 | ED-338333 | D ZENER H HZ5 B2 |
| D2 | ED-348990 | D SILICON H DS446 |
| D3 | ED-348990 | D SILICON H DS446 |
| D4 | ED-624903 | D SILICON H 1S2473 |
| D5 | ED-348990 | D SILICON H DS446 |
| D6 | ED-346627 | D ZENER H HZ33 2 |
| D7 | ED-346567 | D ZENER H HZ16-1L |
| D8 | ED-330218 | D ZENER H HZ15-2L |
| D9 | ED-346567 | D ZENER H HZ16-1L |
| D10 | ED-310387 | D ZENER H HZ12 B2 |
| D11 | ED-337265 | D ZENER H HZ6 C2 |
| D12 | ED-329051 | D ZENER H HZ24 3 |
| D13 | ED-310387 | D ZENER H HZ12 B2 |
| D14 | ED-348990 | D SILICON H DS446 |
| D15 | ED-307572 | D SILICON H 1SS131 |
| D16 | ED-307572 | D SILICON H 1SS131 |
| D17 | ED-307572 | D SILICON H 1SS131 |
| D18 | ED-307572 | D SILICON H 1SS131 |
| D19 | ED-307572 | D SILICON H 1SS131 |
| D20 | ED-307572 | D SILICON H 1SS131 |
| D21 | ED-346594 | D ZENER H HZ3 B3 |
| FR1 | *ER-318647 | R FUSE H S10 ERD2FC 1/4W 4R7J |
| FR2 | *ER-318647 | R FUSE H S10 ERD2FC 1/4W 4R7J |
| FR3 | *ER-318647 | R FUSE H S10 ERD2FC 1/4W 4R7J |
| FR4 | *ER-318647 | R FUSE H S10 ERD2FC 1/4W 4R7J |
| FR5 | *ER-318647 | R FUSE H S10 ERD2FC 1/4W 4R7J |
| FR6 | *ER-318647 | R FUSE H S10 ERD2FC 1/4W 4R7J |
| IC1 | EI-384285J | IC LC7821 |
| IC2 | EI-384285J | IC LC7821 |
| IC3 | EI-346071 | IC M5218L-21 |
| IC4 | EI-346071 | IC M5218L-21 |
| IC5 | EI-349719 | IC M5218P |
| IC6 | EI-349719 | IC M5218P |
| IC7 | EI-349719 | IC M5218P |
| IC8 | EI-353421 | IC BA6229 |
| IC9A | *EI-384286J | IC STK4044V [AA-V335] |
| IC9B | *EI-384288J | IC STK4046V [AA-V435] |
| IC10 | EI-354080 | IC UPC1237H |
| J3 | SP-384291J | SOCKET 10N-AQ 10P |
| J5 | SP-384291J | SOCKET 10N-AQ 10P |
| L1 | EO-337880 | COIL FIX 2 202AK-018 2R2K |
| RL1 | EQ-382352J | RELAY POW G5R-2282P 2NO 24V |
| R28 | ER-322787 | R CB H S10 FS RDS 1/4W 100J |
| R34 | ER-322591 | R CB H S10 FS RDS 1/4W 101J |
| R35 | ER-322591 | R CB H S10 FS RDS 1/4W 101J |
| R36 | ER-345466 | R CT W F09 PLATE 5W R22K [AA-V435] |
| R37 | ER-345466 | R CT W F09 PLATE 5W R22K [AA-V435] |
| R38 | ER-345466 | R CT W F09 PLATE 5W R22K [AA-V435] |
| R39 | ER-345466 | R CT W F09 PLATE 5W R22K [AA-V435] |
| R40 | ER-345466 | R CT W F09 PLATE 5W R22K |
| R45 | ER-384296J | R OMF H S15 FS 2W 4R7J |
| R46 | ER-384296J | R OMF H S15 FS 2W 4R7J |
| R55 | ER-384297J | R CB H S12 FS RDS 1/2W 103J |
| R56 | ER-382933J | R OMF H S15 FS 2W 391J |
| R59 | ER-382940J | R OMF H S10 FS 1/2W 182J |
| R62 | ER-382940J | R OMF H S10 FS 1/2W 182J |
| R64 | ER-382940J | R OMF H S10 FS 1/2W 182J |
| R68 | ER-382934J | R OMF H S15 FS 2W 121J |
| R70 | ER-382941J | R OMF H S10 FS 1/2W 392J |
| TR1 | ET-307195 | TR 2SC2240 GR,BL |
| TR2 | ET-305463 | TR 2SA970 GR,BL |
| TR3 | *ET-366581 | TR 2SD1762 E,F |
| TR4 | *ET-366581 | TR 2SD1762 E,F |
| TR5 | *ET-366581 | TR 2SD1762 E,F |
| TR6 | *ET-366365 | TR 2SB1185 E,F |
| TR7 | *ET-366581 | TR 2SD1762 E,F |
| TR8 | *ET-373210 | TR 2SB1187 E,F |
| TR9 | *ET-373210 | TR 2SB1187 E,F |
| TR10 | ET-308472 | TR 2SA1115 E,F,G F05 |
| TR11 | ET-308472 | TR 2SA1115 E,F,G F05 |

4. LOUDNESS P.C BOARD

| Ref. No. | Part No. | Description |
|----------|------------|--|
| IC101 | EI-349719 | IC M5218P |
| R107 | ER-322591 | R CB H S10 FS RDS 1/4W 101J |
| R108 | ER-322591 | R CB H S10 FS RDS 1/4W 101J |
| SW101 | ES-383041J | SW PUSH ESB-62931 2-04-02N [SOURCE DIRECT SW] |
| SW102 | ES-384302J | SW PUSH ESB-62 06-02 [LOUDNESS SW] |
| TR101 | ET-338410 | TR 2SC2878 A,B |
| VR101 | EV-384319J | VR ROTARY RK1631210 A104X2 [LOUDNESS CONTROL] |

5. SPEAKER SW P.C BOARD

| Ref. No. | Part No. | Description |
|----------|------------|--|
| J201 | EJ-369995 | PHONE J 3P HLJ0540-410 GP 6.3 [PHONES9] |
| R201 | ER-371591 | R OMF H S15 FS 2W 221J |
| SW201 | ES-384346J | SW PUSH SPUL23 04-02 2THRPW N [SPEAKER SELECTOR SW] |

6. VD2 P.C BOARD

| Ref. No. | Part No. | Description |
|----------|------------|-------------------------------------|
| J301 | EJ-384303J | PIN J JPJ0872-01-111 GP 3P [VD2] |
| F1A | *EF-346115 | FUSE TSC 125V 6.30A [AA-V335] |
| F1B | *EF-345658 | FUSE TSC 125V 8.00A [AA-V435] |

7. MAIN VOLUME P.C BOARD

| Ref. No. | Part No. | Description |
|----------|------------|---|
| VR401 | EV-384328J | VR SPL RK16Y12MA B104X2 [MAIN VOLUME][AA-V335] |
| VR501 | EV-384323J | VR SPL RK16313MA M104 B104X2 [MAIN VOLUME][AA-V435] |

8. LED (B) P.C BOARD

| Ref. No. | Part No. | Description |
|----------|------------|--|
| D601 | ED-382358J | D LED SLR34PC 3F K,L,M GREEN [VOLUME INDICATOR] |

9. TUNER P.C BOARD

| Ref. No. | Part No. | Description |
|----------|-------------|--|
| D1 | ED-306316 | D ZENER H HZ5 C2 |
| D2 | ED-307572 | D SILICON H 1SS131 |
| D3 | ED-318859 | D ZENER H HZ9 C2 |
| D4 | ED-349460-A | D VARACTOR SVC321SPA ABCD DBL |
| D5 | ED-349460-A | D VARACTOR SVC321SPA ABCD DBL |
| D8 | ED-307572 | D SILICON H 1SS131 |
| D10 | ED-307572 | D SILICON H 1SS131 |
| D11 | ED-307572 | D SILICON H 1SS131 |
| D12 | ED-307572 | D SILICON H 1SS131 |
| D13 | ED-307572 | D SILICON H 1SS131 |
| FL1 | EH-355568 | FILTER CE SFE10.7MS2G-A |
| FL2 | EH-355568 | FILTER CE SFE10.7MS2G-A |
| FL3 | EH-344434 | FILTER CE BFU450C4N 0.450MHZ |
| FL6 | EH-370069 | FILTER LC LP 42B-1081-00 |
| FL7 | EH-370069 | FILTER LC LP 42B-1081-00 |
| IC1 | EI-361622 | IC LM7001 |
| IC2 | EI-361624 | IC LA1265 |
| IC3 | EI-351849 | IC UPC1235C |
| R10 | ER-355633 | R OMF H S15 FS 1W 331J |
| R25 | ER-306805 | R CB H S15 FS RDS 1/2W 101J |
| R31 | ER-327710 | R CB H S10 FS RDS 1/4W 151J |
| R35 | ER-333379 | R CB H S10 FS RDS 1/4W 183J |
| R59 | ER-327710 | R CB H S10 FS RDS 1/4W 151J |
| TM1 | EJ-359031 | TERMINAL LEVER YKD31-0215 P 2P [ANTENNA TERMINAL] |
| TR1 | ET-337759 | TR FET 2SK246 GR |
| TR2 | ET-349081 | TR 2SC3383 S,T |
| TR3 | ET-353899 | TR 2SA1317 S,T,U |
| TR4 | ET-353899 | TR 2SA1317 S,T,U |
| TR10 | ET-356437 | TR 2SC930 D2,E,F |
| TR13 | ET-349081 | TR 2SC3383 S,T |
| TR14 | ET-349081 | TR 2SC3383 S,T |
| TR15 | ET-354094 | TR DTC144WS |
| TR16 | ET-357878 | TR 2SC3383 S2,T,U |
| TR17 | ET-357878 | TR 2SC3383 S2,T,U |
| TR18 | ET-353899 | TR 2SA1317 S,T,U |
| TR19 | ET-360067 | TR 2SC3330 T,U F05 |
| T1 | EO-337598 | COIL VARI 2 25A-1353-01 |
| T3 | EO-363279 | COIL OSC 2 A7NRS-9857X 150.0UH |
| T5 | EO-363291 | COIL DET 2 78-1128-01 |
| T6 | EO-361630 | COIL DET 2 78-1126-02 |
| T7 | EO-353176 | COIL IFT PEGK0008B-01 455.0KHZ |
| T7A | EH-344435 | FILTER CE SFU450B9 0.450MHZ |
| VC1 | EC-359065 | C S-FIX H CTC-6U-020 4.3-20 |
| VR1 | EV-361673 | R S-FIX H RH0615C 0.10W 334 |
| VR2 | EV-356576 | R S-FIX H RH0615C 0.10W 472 |
| VR3 | EV-358829 | R S-FIX H RH0615C 0.10W 223 |
| VR4 | EV-358829 | R S-FIX H RH0615C 0.10W 223 |
| VR5 | EV-384318J | VR ROTARY RK09K1110 SPCL W105 [SURROUND BALANCE AA-435] |
| X1 | EI-344422 | OSC X'TAL HC-18/U 7.200MHZ |

10. PIN JACK P.C BOARD

| Ref. No. | Part No. | Description |
|----------|------------|--|
| IC101 | EI-344764 | IC M5218P-21 |
| IC102 | EI-370973 | IC M4066BP |
| IC103 | EI-370973 | IC M4066BP |
| J101 | EJ-384270J | PIN J T6227-AACB 2P [PHONO] |
| J102 | EJ-368244 | PIN J T6087 6P [CD,VCR PLAY] |
| J103 | EJ-382362J | PIN J T6027-AABB 4P [DAT,TAPE PLAY] |
| J104 | EJ-368244 | PIN J T6087 6P [V.DISC,VCR REC] |
| J105 | EJ-382362J | PIN J T6027-AABB 4P [DAT,TAPE REC] |
| J106 | EJ-384271J | PIN J T6087-AADB 6P [MONITOR OUT] |
| J107 | EJ-382362J | PIN J T6027-AABB 4P [PROCESSOR] |
| R109 | ER-327710 | R CB H S10 FS RDS 1/4W 151J |
| R110 | ER-327710 | R CB H S10 FS RDS 1/4W 151J |
| TR101 | ET-353899 | TR 2SA1317 S,T,U |
| TR102 | ET-353899 | TR 2SA1317 S,T,U |
| TR103 | ET-353899 | TR 2SA1317 S,T,U |
| TR104 | ET-370310 | TR DTC144TS |
| TR105 | ET-370310 | TR DTC144TS |
| TR106 | ET-370310 | TR DTC144TS |

11. S TERMINAL P.C BOARD

| Ref. No. | Part No. | Description |
|----------|------------|-----------------------------------|
| D201 | ED-307572 | D SILICON H 1SS131 |
| D202 | ED-307572 | D SILICON H 1SS131 |
| D203 | ED-307572 | D SILICON H 1SS131 |
| IC201 | EI-370973 | IC M4066BP |
| J201 | EJ-384275J | DIN J TCS7927-14-401 4P [VCR1] |
| J202 | EJ-384275J | DIN J TCS7927-14-401 4P [VCR2] |
| J203 | EJ-384275J | DIN J TCS7927-14-401 4P [OUT] |
| TR201 | ET-353899 | TR 2SA1317 S,T,U |
| TR202 | ET-353899 | TR 2SA1317 S,T,U |
| TR203 | ET-370310 | TR DTC144TS |
| TR204 | ET-370310 | TR DTC144TS |
| TR205 | ET-370310 | TR DTC144TS |
| TR206 | ET-370310 | TR DTC144TS |

12. SPEAKER TERMINAL (A) P.C BOARD

| Ref. No. | Part No. | Description |
|----------|-------------|---|
| TM401 | *EJ-384277J | SOCKET OUTLET M7037 2P |
| TM402 | EJ-349061 | TERMINAL PUSH YKD21-0025 P 8P [SPEAKER TERMINAL] |

13. POWER SUPPLY P.C BOARD

| Ref. No. | Part No. | Description |
|----------|-------------|-------------------------------------|
| C503 | EC-338411 | C CE V FZ 103P 400AC |
| C504 | EC-389170J | C MMY V F12 MMHF 473K 400DC |
| C505A | EC-384320J | C EC V S10 822M 65.0DC [AA-V335] |
| C505B | EC-384321J | C EC V SNP 103M 72.0DC [AA-V435] |
| C506A | EC-384320J | C EC V S10 822M 65.0DC [AA-V335] |
| C506B | EC-384321J | C EC V SNP 103M 72.0DC [AA-V435] |
| C507 | EC-370033 | C EC V CUT SME 102M 35.0DC |
| C508 | EC-370033 | C EC V CUT SME 102M 35.0DC |
| C509 | EC-383146J | C EC V CUT SME 102M 50.0DC |
| D501 | *ED-330319 | D SILICON DBA10B 100/1.0A |
| D502 | *ED-370990 | D SILICON 1SR35-100AHS F10 |
| D503 | *ED-384278J | D SILICON RBV602 200/6.0A |
| D504 | *ED-330319 | D SILICON DBA10B 100/1.0A |
| D505 | *ED-370990 | D SILICON 1SR35-100AHS F10 |
| IC501 | *EI-384279J | IC MC7806CT |
| RL501 | *EQ-385209J | RELAY POW VS-12-MB-NR |
| R504 | *ER-356573 | R SD ANTI-STATIC 1/2W 225K |
| TM501 | *EJ-384283J | SOCKET OUTLET M7037-B 2X2P |
| TR501 | ET-360399 | TR DTC114TS |
| TR502 | ET-360067 | TR 2SC3330 T,U F05 |
| T501 | *BT-384281J | TRANS POW A1028S-CA |
| F2A | *EF-310229 | FUSE TSC 125V 1.00A [AA-V335] |
| F2B | *EF-309392 | FUSE TSC 125V 1.25A [AA-V435] |
| F3A | *EF-310229 | FUSE TSC 125V 1.00A [AA-V335] |
| F3B | *EF-309392 | FUSE TSC 125V 1.25A [AA-V435] |
| F4A | *EF-309392 | FUSE TSC 125V 1.25A [AA-V335] |
| F4B | *EF-309392 | FUSE TSC 125V 1.25A [AA-V435] |

14. FRONT END P.C BOARD

| Ref. No. | Part No. | Description |
|----------|-----------|-------------------------------|
| D1 | ED-349448 | D VARACTOR 1SV147 |
| D2 | ED-349448 | D VARACTOR 1SV147 |
| D3 | ED-349448 | D VARACTOR 1SV147 |
| D4 | ED-349448 | D VARACTOR 1SV147 |
| L1 | EO-349461 | COIL FIX 2 LINK |
| L2 | EO-349462 | COIL FIX 2 U147 |
| L3 | EO-349461 | COIL FIX 2 LINK |
| L4 | EO-349462 | COIL FIX 2 U147 |
| L5 | EO-349462 | COIL FIX 2 U147 |
| L6 | EO-359056 | COIL FIX 1 LAL03NA 2R2M |
| L7 | EO-353687 | COIL OSC 2 E525HN-110003 |
| TR1 | ET-349449 | TR FET 2SK161 O,Y |
| TR2 | ET-336869 | TR 2SC2999 C,D |
| TR3 | ET-328265 | TR 2SC930 F |
| TR4 | ET-349449 | TR FET 2SK161 O,Y |
| T1 | EO-337640 | COIL IFT 119AC-15533X 10.7MHZ |

15. CONTROL P.C BOARD

| Ref. No. | Part No. | Description |
|----------|------------|---|
| BT1 | *EZ-358816 | BATTERY LITHIUM BR2032-1HF |
| D1 | ED-307572 | D SILICON H 1SS131 |
| D2 | ED-307572 | D SILICON H 1SS131 |
| D3 | ED-307572 | D SILICON H 1SS131 |
| D4 | ED-307572 | D SILICON H 1SS131 |
| D5 | ED-307572 | D SILICON H 1SS131 |
| D6 | ED-307572 | D SILICON H 1SS131 |
| D7 | ED-624903 | D SILICON H 1S2473 |
| D8 | ED-624903 | D SILICON H 1S2473 |
| D9 | ED-624903 | D SILICON H 1S2473 |
| D10 | ED-624903 | D SILICON H 1S2473 |
| D11 | ED-624903 | D SILICON H 1S2473 |
| D12 | ED-624903 | D SILICON H 1S2473 |
| D13 | ED-624903 | D SILICON H 1S2473 |
| D14 | ED-624903 | D SILICON H 1S2473 |
| D15 | ED-624903 | D SILICON H 1S2473 |
| D16 | ED-624903 | D SILICON H 1S2473 |
| D17 | ED-307572 | D SILICON H 1SS131 |
| D18 | ED-624903 | D SILICON H 1S2473 |
| D19 | ED-624903 | D SILICON H 1S2473 |
| D20 | ED-624903 | D SILICON H 1S2473 |
| D21 | ED-624903 | D SILICON H 1S2473 |
| D22 | ED-624903 | D SILICON H 1S2473 |
| D23 | ED-624903 | D SILICON H 1S2473 |
| D24 | ED-624903 | D SILICON H 1S2473 |
| D25 | ED-624903 | D SILICON H 1S2473 |
| D26 | ED-624903 | D SILICON H 1S2473 |
| D27 | ED-331197 | D ZENER H HZ6 C1 |
| D31 | ED-307572 | D SILICON H 1SS131 |
| D32 | ED-307572 | D SILICON H 1SS131 |
| D33 | ED-307572 | D SILICON H 1SS131 |
| D34 | ED-307572 | D SILICON H 1SS131 |
| D35 | ED-624903 | D SILICON H 1S2473 |
| D36 | ED-307572 | D SILICON H 1SS131 |
| D37 | ED-307572 | D SILICON H 1SS131 |
| D38 | ED-307572 | D SILICON H 1SS131 |
| D39 | ED-307572 | D SILICON H 1SS131 |
| D40 | ED-624903 | D SILICON H 1S2473 |
| D41 | ED-624903 | D SILICON H 1S2473 |
| D42 | ED-624903 | D SILICON H 1S2473 |
| FL1 | EM-384263J | IND FL BG-558GK |
| IB1 | EH-383096J | COMP R RGLD6X472J |
| IB2 | EH-354954 | COMP R RGLD4X472J |
| IB3 | EH-383097J | COMP R RGLD10X472J |
| IC1 | EI-384264J | IC A1027 1271 |
| IC2 | EI-343417 | IC LB1294 |
| IC3 | EI-343417 | IC LB1294 |
| IC4 | EI-349719 | IC M5218P |
| IC5 | EI-349719 | IC M5218P |
| P1 | EJ-382690J | PLUG 174075-5 5P |
| P2 | EJ-382690J | PLUG 174075-5 5P |
| P3 | EJ-382690J | PLUG 174075-5 5P |
| P4 | EJ-384267J | PLUG 174711-5 5P |
| R18 | ER-322591 | R CB H S10 FS RDS 1/4W 101J |
| R19 | ER-322591 | R CB H S10 FS RDS 1/4W 101J |
| TS101 | ES-359172 | SW TACT SKHHAP [POWER] |
| TR1 | ET-363953 | TR DTA114TS |
| TR2 | ET-363953 | TR DTA114TS |
| TR3 | ET-354415 | TR DTA144ES |
| TR4 | ET-373985 | TR DTA144TS |
| TR5 | ET-373985 | TR DTA144TS |
| TR6 | ET-373985 | TR DTA144TS |
| TR7 | ET-373985 | TR DTA144TS |
| TR8 | ET-354371 | TR DTC124ES |
| TR9 | ET-360399 | TR DTC114TS |
| VR1 | EV-384316J | VR ROTARY RK1631220 B103X2 [BASS] |
| VR2 | EV-384316J | VR ROTARY RK1631220 B103X2 [TREBLE] |
| VR3 | EV-384317J | VR ROTARY RK1631220 M254N254 [BALANCE] |
| X1 | EI-388110J | OSC CE CST4.19MG 4.194MHZ |

16. TACT SW P.C BOARD

| Ref. No. | Part No. | Description |
|----------|-----------|--|
| TS1 | ES-349474 | SW TACT SKHHAM004A [1/11] |
| TS2 | ES-349474 | SW TACT SKHHAM004A [2/12] |
| TS3 | ES-349474 | SW TACT SKHHAM004A [3/13] |
| TS4 | ES-349474 | SW TACT SKHHAM004A [4/14] |
| TS5 | ES-349474 | SW TACT SKHHAM004A [5/15] |
| TS6 | ES-349474 | SW TACT SKHHAM004A [6/16] |
| TS7 | ES-349474 | SW TACT SKHHAM004A [7/17] |
| TS8 | ES-349474 | SW TACT SKHHAM004A [8/18] |
| TS9 | ES-349474 | SW TACT SKHHAM004A [9/19] |
| TS10 | ES-349474 | SW TACT SKHHAM004A [0/10/20] |
| TS11 | ES-349474 | SW TACT SKHHAM004A [REAR LEVEL UP][AA-V435] |
| TS12 | ES-349474 | SW TACT SKHHAM004A [REAR LEVEL DOWN][AA-V435] |
| TS13 | ES-349474 | SW TACT SKHHAM004A [SIMULATION ON/OFF] |
| TS14 | ES-349474 | SW TACT SKHHAM004A [SURROUND MODE][AA-V435] |
| TS15 | ES-349474 | SW TACT SKHHAM004A [VCR1] |
| TS16 | ES-349474 | SW TACT SKHHAM004A [TUNING UP] |
| TS17 | ES-349474 | SW TACT SKHHAM004A [TUNING DOWN] |
| TS18 | ES-349474 | SW TACT SKHHAM004A [DIRECT] |
| TS19 | ES-349474 | SW TACT SKHHAM004A [TUNING MODE] |
| TS20 | ES-349474 | SW TACT SKHHAM004A [V.DISC 2 CAMCORDER] |
| TS21 | ES-349474 | SW TACT SKHHAM004A [V.DISC 1 TV] |
| TS22 | ES-349474 | SW TACT SKHHAM004A [VCR2] |
| TS23 | ES-349474 | SW TACT SKHHAM004A [SOUND INSERT] |
| TS24 | ES-349474 | SW TACT SKHHAM004A [CD] |
| TS25 | ES-349474 | SW TACT SKHHAM004A [MEMORY] |
| TS26 | ES-349474 | SW TACT SKHHAM004A [BAND] |
| TS27 | ES-349474 | SW TACT SKHHAM004A [SCAN] |
| TS28 | ES-349474 | SW TACT SKHHAM004A [FM MODE AUTO/MONO] |
| TS29 | ES-349474 | SW TACT SKHHAM004A [PHONO] |
| TS30 | ES-349474 | SW TACT SKHHAM004A [TUNER] |
| TS31 | ES-349474 | SW TACT SKHHAM004A [TAPE] |
| TS32 | ES-349474 | SW TACT SKHHAM004A [DAT] |
| TS33 | ES-349474 | SW TACT SKHHAM004A [AUDIO MUTE] |

17. REMOCON P.C BOARD

| Ref. No. | Part No. | Description |
|----------|------------|---------------------------------------|
| D52 | ED-384268J | D LED SLP-175D-50 RED [ON/STANDBY] |
| PH1 | ET-381637J | DETECTOR GP1U521 |

18. LED (A) P.C BOARD

| Ref. No. | Part No. | Description |
|----------|-----------|------------------------------------|
| D50 | ED-361885 | D LED SLP-384C-51 GREEN [POWER] |
| D51 | ED-361885 | D LED SLP-384C-51 GREEN [POWER] |

19. SURROUND PRE P.C BOARD (AA-V435)

| Ref. No. | Part No. | Description |
|----------|------------|-----------------------------|
| D1 | ED-346526 | D ZENER H HZ6B1L |
| D2 | ED-346526 | D ZENER H HZ6B1L |
| D3 | ED-307572 | D SILICON H 1SS131 |
| D4 | ED-307572 | D SILICON H 1SS131 |
| IC1 | EI-349719 | IC M5218P |
| IC2 | EI-349719 | IC M5218P |
| IC3 | EI-349719 | IC M5218P |
| IC4 | EI-349719 | IC M5218P |
| IC5 | EI-349719 | IC M5218P |
| IC6 | EI-360227 | IC MN3007 |
| IC7 | EI-360228 | IC MN3101 |
| IC8 | EI-349591 | IC LA2730 |
| IC9 | EI-349719 | IC M5218P |
| IC10 | EI-310036 | IC TC4066BP |
| IC11 | EI-349719 | IC M5218P |
| IC12 | EI-343371 | IC TC9154AP |
| R17 | ER-384341J | R CB H S12 FS RDS 1/2W 181J |
| TR1 | ET-370310 | TR DTC144TS |
| TR2 | ET-370310 | TR DTC144TS |
| TR3 | ET-370310 | TR DTC144TS |
| TR4 | ET-370310 | TR DTC144TS |
| TR5 | ET-349081 | TR 2SC3383 S,T |
| VR1 | EV-352088 | R S-FIX V RVF8W01 0.10W 103 |

20. SURROUND MAIN P.C BOARD (AA-V435)

| Ref. No. | Part No. | Description |
|----------|-------------|------------------------------|
| C106 | EC-326583 | C MMY V CUT CF921 473K 400DC |
| C107 | EC-324662 | C EC V CUT AS1 222M 25.0DC |
| C108 | EC-324662 | C EC V CUT AS1 222M 25.0DC |
| D101 | *ED-384324J | D SILICON RBV402 200/4.0A |
| IC101 | *EI-384342J | IC UPC1238V |
| F5 | *EF-306954 | FUSE TSC 125V 2.00A |
| F6 | *EF-306954 | FUSE TSC 125V 2.00A |

21. SPEAKER TERMINAL (B) P.C BOARD (AA-V435)

| Ref. No. | Part No. | Description |
|----------|-----------|--|
| TM1 | EJ-349417 | TERMINAL LEVER YKD21-0026 4P [SURROUND SP TERMINAL] |

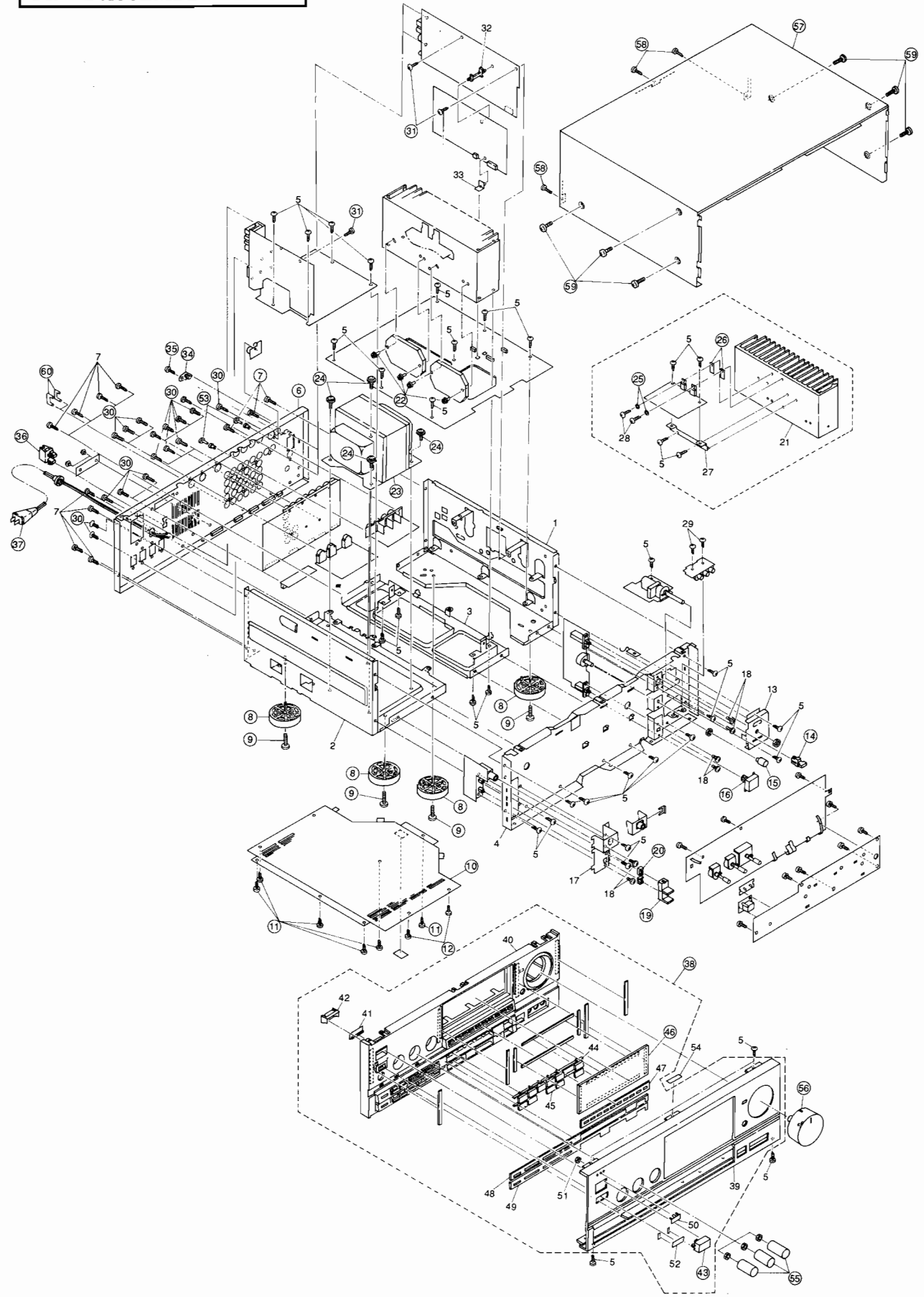
22. SURROUND OUT P.C BOARD (AA-V435)

| Ref. No. | Part No. | Description |
|----------|------------|---------------------------------------|
| J201 | EJ-384270J | PIN J T6227-AACB 2P [SURROUND OUT] |

23. RF SWITCH P.CBOARD

| Ref. No. | Part No. | Description |
|----------|-----------|---|
| D1 | ED-307572 | D SILICON H 1SS131 |
| D2 | ED-307572 | D SILICON H 1SS131 |
| D3 | ED-307572 | D SILICON H 1SS131 |
| D4 | ED-307572 | D SILICON H 1SS131 |
| D5 | ED-307572 | D SILICON H 1SS131 |
| D6 | ED-307572 | D SILICON H 1SS131 |
| D7 | ED-360934 | D SILICON H 1SS238 |
| D8 | ED-360934 | D SILICON H 1SS238 |
| D9 | ED-360934 | D SILICON H 1SS238 |
| D10 | ED-360934 | D SILICON H 1SS238 |
| D11 | ED-360934 | D SILICON H 1SS238 |
| D12 | ED-360934 | D SILICON H 1SS238 |
| D13 | ED-360934 | D SILICON H 1SS238 |
| D14 | ED-360934 | D SILICON H 1SS238 |
| D15 | ED-360934 | D SILICON H 1SS238 |
| D16 | ED-307572 | D SILICON H 1SS131 |
| D17 | ED-307572 | D SILICON H 1SS131 |
| D18 | ED-307572 | D SILICON H 1SS131 |
| TM1 | EJ-366338 | JACK PLATE F CONNECTOR 4P [RF IN, V.DISC IN] |

FINAL ASSEMBLY BLOCK



PARTS LIST

24. FINAL ASSEMBLY BLOCK

| Ref. No. | Part No. | Description |
|----------|---------------|--------------------------------------|
| 5 | ZS-447840 | T2BR30X08STL CMT |
| 6A | SP-384220J1 | PANEL REAR AA-V335(A,C) [AA-V335] |
| 6B | SP-384222J1 | PANEL REAR AA-V435(A,C) [AA-V435] |
| 7 | ZS-308846 | T2BR30X08STL BZN PROJECTION |
| 8 | SA-384105J | FOOT ROUND SHAPED(N) |
| 9 | ZS-304021 | ST BID40X12STL CMT |
| 10 | SP-384219J | BOTTOM PLATE |
| 11 | ZS-447840 | T2BR30X08STL CMT |
| 12 | ZS-463353 | T2BR30X08STL BNI |
| 14 | SK-384004J | KNOB PUSH |
| 15 | SK-384005J | KNOB VR |
| 16 | SK-384007J | KNOB DIRECT |
| 18 | ZS-422076 | PAN30X05STL CMT |
| 19 | SK-384023J | KNOB SP |
| 20 | ZW-368205 | FLEXIBLE RING 2414-0-0-086-01 |
| 22 | ZS-384345J | +6T2 30X20STL CMT C070 |
| 23A | *BT-384245J | TRANS POW A1027-AC [AA-V335] |
| 23B | *BT-384246J | TRANS POW A1028-AC [AA-V435] |
| 24 | ZS-346742 | ST BID40X08STL CMT CUP |
| 25 | ZW-632226 | WASHER INSULATOR (BUSH M) |
| 26 | EZ-384327J | TR ACCE INSU. TC20AG-AV TO220 |
| 28 | ZS-523664 | T2BR30X10STL CMT |
| 29 | ZS-336351 | T2BR30X08STL NI3 |
| 30 | ZS-350934 | PT BR30X08STL BNI |
| 31 | ZW-698308 | RV NYL30X055 BL |
| 34 | EJ-329610 | TERMINAL W/SCREW UB-0067 L 1P |
| 35 | ZS-308846 | T2BR30X08STL BZN PROJECTION |
| 36 | SZ-362273 | HOLDER ANTENNA (2) |
| 37 | *EW-363827 | AC CORD200 KP10WSPT2HB100 A UC |
| 38A | BD-A1027C060A | PANEL FRONT BLK AA-V335-B |
| 38B | BD-A1027C060B | PANEL FRONT BLK AA-V435-B |
| 43 | SK-384021J | KNOB POW B |
| 46 | SE-384011J1 | IND PLATE |
| 50 | SM-365756C | NAME PLATE AKAI(2) |
| 51 | ZW-653163 | RING CS 280STL PKR |
| 53 | ZW-231030 | RV NYL30X045 BL |
| 55 | SK-375362 | KNOB BALANCE |
| 56 | SK-381022J1 | KNOB VR A PART |
| 57 | SP-373246B | COVER UPPER-BLACK |
| 58 | ZS-308846 | T2BR30X08STL BZN PROJECTION |
| 59 | ZS-341960 | ST BID40X06STL BNI |
| 60 | EJ-369015 | PLUG SHORT-PIN CNT31-0057 |

NOTE:

Parts will not be supplied if they are not listed in the parts list, even if they appear on the assembling illustrations with reference No.

25. ACCESSORY

| Ref. No. | Part No. | Description |
|----------|------------|-----------------------------|
| 1A | AX-384258J | REMOCON RC-V335 |
| 1B | AX-384259J | REMOCON RC-V435 |
| 2 | EJ-352118 | SOCKET COAX PAL B2-714P-900 |
| 3 | EE-359265 | ANT LOOP LA-200A-A |
| 4 | EE-381076J | ANT DIPOLE (FM) |

26. REMOCON RC-V335

| Ref. No. | Part No. | Description |
|----------|------------|--------------------------|
| D1 | ED-376111 | D LED SE303AC INFRARED |
| D2 | ED-717990 | D SILICON 1SS181 |
| D3 | ED-717990 | D SILICON 1SS181 |
| D4 | ED-717990 | D SILICON 1SS181 |
| D5 | ED-717990 | D SILICON 1SS181 |
| IC1 | EI-726144J | IC UPD6124G-536 |
| Q1 | ET-721755J | TR 2SD596 |
| Z1 | EI-376113 | OSC CE CSB455EB |
| 1 | SC-726125J | CASE BATTERY RC-V235/335 |

27. REMOCON RC-435

| Ref. No. | Part No. | Description |
|----------|------------|---------------------------|
| D1 | ED-718658 | D SILICON CHIP DAN202K |
| D2 | ED-718658 | D SILICON CHIP DAN202K |
| D3 | ED-718659 | D SILICON CHIP DAP202K |
| D4 | ED-718659 | D SILICON CHIP DAP202K |
| D5 | ED-718659 | D SILICON CHIP DAP202K |
| D6 | ED-718659 | D SILICON CHIP DAP202K |
| D7 | ED-718658 | D SILICON CHIP DAN202K |
| D8 | ED-718658 | D SILICON CHIP DAN202K |
| D9 | ED-718658 | D SILICON CHIP DAN202K |
| D10 | ED-718658 | D SILICON CHIP DAN202K |
| D11 | ED-718658 | D SILICON CHIP DAN202K |
| D12 | ED-718658 | D SILICON CHIP DAN202K |
| D13 | ED-718658 | D SILICON CHIP DAN202K |
| D14 | ED-718658 | D SILICON CHIP DAN202K |
| D15 | ED-718658 | D SILICON CHIP DAN202K |
| D16 | ED-718658 | D SILICON CHIP DAN202K |
| D17 | ED-718658 | D SILICON CHIP DAN202K |
| IC1 | EI-726878J | IC M50747-272FP |
| IC2 | EI-726879J | IC CXK5864M 12L/12 15L/15 |
| IC3 | EI-726880J | IC UPD4538BG |
| IC4 | EI-726881J | IC LC74HC10M |
| IC5 | EI-371579 | IC S8054ALB |
| IED1 | ED-726884J | D IED LN66A |
| IED2 | ED-726884J | D IED LN66A |
| LED1 | ED-386456J | D LED SLP-144B RED |
| LED2 | ED-386456J | D LED SLP-144B RED |
| PH1 | ED-726882J | D PHOTO SPS-503C-3 |
| Q1 | ET-718652 | TR CHIP 2SC2412K |
| Q2 | ET-718652 | TR CHIP 2SC2412K |
| Q3 | ET-726883J | TR CHIP 2SD1664 |
| Q4 | ET-724344J | TR 2SA1037K |
| S1 | ES-726886J | SW SLIDE SSSS71079A |
| S2 | ES-726886J | SW SLIDE SSSS71079A |
| S3 | ES-726887J | SW TACT SKHMPA0001 |
| X1 | EI-726885J | OSC CE 8MHZ |
| 1 | SA-726889J | FOOT RUBBER |
| 2 | SK-726890J | KNOB SLIDE |
| 3 | SC-726888J | COVER BATTERY SBFA06R01A |

INDEX

| Part No. | Ref. No. | Part No. | Ref. No. | Part No. | Ref. No. | Part No. | Ref. No. |
|---------------|----------|-------------|----------|------------|----------|------------|----------|
| AX-384258J | 25-1A | ED-307572 | 23-D17 | ED-624903 | 15-D13 | EI-343417 | 15-IC2 |
| AX-384259J | 25-1B | ED-307572 | 23-D18 | ED-624903 | 15-D14 | EI-343417 | 15-IC3 |
| BA-A1027C020A | 2-1A | ED-310387 | 1-24 | ED-624903 | 15-D15 | EI-344422 | 1-74 |
| BA-A1027C020B | 2-1C | ED-310387 | 3-D10 | ED-624903 | 15-D16 | EI-344422 | 9-X1 |
| BA-A1027C020C | 2-1B | ED-310387 | 3-D13 | ED-624903 | 15-D18 | EI-344764 | 1-60 |
| BA-A1027C020D | 2-1D | ED-318859 | 1-35 | ED-624903 | 15-D19 | EI-344764 | 10-IC101 |
| BA-A1027C030A | 2-2A | ED-318859 | 9-D3 | ED-624903 | 15-D20 | EI-346071 | 1-58 |
| BA-A1027C030B | 2-2B | ED-329051 | 1-27 | ED-624903 | 15-D21 | EI-346071 | 3-IC3 |
| BA-A1027C040A | 2-4A | ED-329051 | 3-D12 | ED-624903 | 15-D22 | EI-346071 | 3-IC4 |
| BA-A1027C040B | 2-4B | ED-330218 | 1-25 | ED-624903 | 15-D23 | EI-349591 | 1-48 |
| BA-A1028C050A | 2-5 | ED-330218 | 3-D8 | ED-624903 | 15-D24 | EI-349591 | 19-IC8 |
| BA-F0141A010F | 2-3 | ED-330319 | 1-13 | ED-624903 | 15-D25 | EI-349719 | 1-59 |
| BD-A1027C060A | 24-38A | ED-330319 | 13-D501 | ED-624903 | 15-D26 | EI-349719 | 3-IC5 |
| BD-A1027C060B | 24-38B | ED-330319 | 13-D504 | ED-624903 | 15-D35 | EI-349719 | 3-IC6 |
| BT-384245J | 1-1 | ED-331197 | 1-32 | ED-624903 | 15-D40 | EI-349719 | 3-IC7 |
| BT-384245J | 24-23A | ED-331197 | 15-D27 | ED-624903 | 15-D41 | EI-349719 | 4-IC101 |
| BT-384246J | 1-2 | ED-337265 | 1-33 | ED-624903 | 15-D42 | EI-349719 | 15-IC4 |
| BT-384246J | 24-23B | ED-337265 | 3-D11 | ED-717990 | 1-21 | EI-349719 | 15-IC5 |
| BT-384281J | 1-3 | ED-338333 | 1-30 | ED-717990 | 26-D2 | EI-349719 | 19-IC1 |
| BT-384281J | 13-T501 | ED-338333 | 3-D1 | ED-717990 | 26-D3 | EI-349719 | 19-IC2 |
| EC-201637 | 3-C20B | ED-346526 | 1-34 | ED-717990 | 26-D4 | EI-349719 | 19-IC3 |
| EC-201637 | 3-C21B | ED-346526 | 19-D1 | ED-717990 | 26-D5 | EI-349719 | 19-IC4 |
| EC-324662 | 20-C107 | ED-346526 | 19-D2 | ED-718658 | 1-11 | EI-349719 | 19-IC5 |
| EC-324662 | 20-C108 | ED-346567 | 1-26 | ED-718658 | 27-D1 | EI-349719 | 19-IC9 |
| EC-326583 | 20-C106 | ED-346567 | 3-D7 | ED-718658 | 27-D2 | EI-349719 | 19-IC11 |
| EC-334005 | 3-C25 | ED-346567 | 3-D9 | ED-718658 | 27-D7 | EI-351849 | 1-66 |
| EC-338411 | 13-C503 | ED-346594 | 1-28 | ED-718658 | 27-D8 | EI-351849 | 9-IC3 |
| EC-359065 | 9-VC1 | ED-346594 | 3-D21 | ED-718658 | 27-D9 | EI-353421 | 1-45 |
| EC-367048 | 3-C20A | ED-346627 | 1-29 | ED-718658 | 27-D10 | EI-353421 | 3-IC8 |
| EC-367048 | 3-C21A | ED-346627 | 3-D6 | ED-718658 | 27-D11 | EI-354080 | 1-67 |
| EC-370033 | 13-C507 | ED-348990 | 1-14 | ED-718658 | 27-D12 | EI-354080 | 3-IC10 |
| EC-370033 | 13-C508 | ED-348990 | 3-D2 | ED-718658 | 27-D13 | EI-360227 | 1-54 |
| EC-383146J | 13-C509 | ED-348990 | 3-D3 | ED-718658 | 27-D14 | EI-360227 | 19-IC6 |
| EC-384320J | 13-C505A | ED-348990 | 3-D5 | ED-718658 | 27-D15 | EI-360228 | 1-55 |
| EC-384320J | 13-C506A | ED-348990 | 3-D14 | ED-718658 | 27-D16 | EI-360228 | 19-IC7 |
| EC-384321J | 13-C505B | ED-349448 | 1-23 | ED-718658 | 27-D17 | EI-361622 | 1-52 |
| EC-384321J | 13-C506B | ED-349448 | 14-D1 | ED-718659 | 1-12 | EI-361622 | 9-IC1 |
| EC-389170J | 13-C504 | ED-349448 | 14-D2 | ED-718659 | 27-D3 | EI-361624 | 1-47 |
| ED-306316 | 1-31 | ED-349448 | 14-D3 | ED-718659 | 27-D4 | EI-361624 | 9-IC2 |
| ED-306316 | 9-D1 | ED-349448 | 14-D4 | ED-718659 | 27-D5 | EI-370973 | 1-56 |
| ED-307572 | 1-15 | ED-349460-A | 1-22 | ED-718659 | 27-D6 | EI-370973 | 10-IC102 |
| ED-307572 | 3-D15 | ED-349460-A | 9-D4 | ED-726882J | 1-10 | EI-370973 | 10-IC103 |
| ED-307572 | 3-D16 | ED-349460-A | 9-D5 | ED-726882J | 27-PH1 | EI-370973 | 11-IC201 |
| ED-307572 | 3-D17 | ED-360934 | 1-16 | ED-726884J | 1-4 | EI-371579 | 1-63 |
| ED-307572 | 3-D18 | ED-360934 | 23-D7 | ED-726884J | 27-IED1 | EI-371579 | 27-IC5 |
| ED-307572 | 3-D19 | ED-360934 | 23-D8 | ED-726884J | 27-IED2 | EI-376113 | 1-71 |
| ED-307572 | 3-D20 | ED-360934 | 23-D9 | EE-359265 | 25-3 | EI-376113 | 26-Z1 |
| ED-307572 | 9-D2 | ED-360934 | 23-D10 | EE-381076J | 25-4 | EI-384264J | 1-44 |
| ED-307572 | 9-D8 | ED-360934 | 23-D11 | EF-306954 | 1-38 | EI-384264J | 15-IC1 |
| ED-307572 | 9-D10 | ED-360934 | 23-D12 | EF-306954 | 20-F5 | EI-384279J | 1-53 |
| ED-307572 | 9-D11 | ED-360934 | 23-D13 | EF-306954 | 20-F6 | EI-384279J | 13-IC501 |
| ED-307572 | 9-D12 | ED-360934 | 23-D14 | EF-309392 | 1-37 | EI-384285J | 1-51 |
| ED-307572 | 9-D13 | ED-360934 | 23-D15 | EF-309392 | 13-F2B | EI-384285J | 3-IC1 |
| ED-307572 | 11-D201 | ED-361885 | 1-8 | EF-309392 | 13-F3B | EI-384285J | 3-IC2 |
| ED-307572 | 11-D202 | ED-361885 | 18-D50 | EF-309392 | 13-F4A | EI-384286J | 1-61 |
| ED-307572 | 11-D203 | ED-361885 | 18-D51 | EF-309392 | 13-F4B | EI-384286J | 3-IC9A |
| ED-307572 | 15-D1 | ED-370990 | 1-20 | EF-310229 | 1-36 | EI-384288J | 1-62 |
| ED-307572 | 15-D2 | ED-370990 | 13-D502 | EF-310229 | 13-F2A | EI-384288J | 3-IC9B |
| ED-307572 | 15-D3 | ED-370990 | 13-D505 | EF-310229 | 13-F3A | EI-384342J | 1-68 |
| ED-307572 | 15-D4 | ED-376111 | 1-5 | EF-345658 | 1-40 | EI-384342J | 20-IC101 |
| ED-307572 | 15-D5 | ED-376111 | 26-D1 | EF-345658 | 6-F1B | EI-388110J | 1-72 |
| ED-307572 | 15-D6 | ED-382358J | 1-9 | EF-346115 | 1-39 | EI-388110J | 15-X1 |
| ED-307572 | 15-D17 | ED-382358J | 8-D601 | EF-346115 | 6-F1A | EI-726144J | 1-70 |
| ED-307572 | 15-D31 | ED-384268J | 1-7 | EH-344434 | 1-41 | EI-726144J | 26-IC1 |
| ED-307572 | 15-D32 | ED-384268J | 17-D52 | EH-344434 | 9-FL3 | EI-726878J | 1-57 |
| ED-307572 | 15-D33 | ED-384278J | 1-19 | EH-344435 | 9-77A | EI-726878J | 27-IC1 |
| ED-307572 | 15-D34 | ED-384278J | 13-D503 | EH-354954 | 15-IB2 | EI-726879J | 1-46 |
| ED-307572 | 15-D36 | ED-384324J | 1-18 | EH-355568 | 1-42 | EI-726879J | 27-IC2 |
| ED-307572 | 15-D37 | ED-384324J | 20-D101 | EH-355568 | 9-FL1 | EI-726880J | 1-69 |
| ED-307572 | 15-D38 | ED-386456J | 1-6 | EH-355568 | 9-FL2 | EI-726880J | 27-IC3 |
| ED-307572 | 15-D39 | ED-386456J | 27-LED1 | EH-370069 | 1-43 | EI-726881J | 1-50 |
| ED-307572 | 19-D3 | ED-386456J | 27-LED2 | EH-370069 | 9-FL6 | EI-726881J | 27-IC4 |
| ED-307572 | 19-D4 | ED-624903 | 1-17 | EH-370069 | 9-FL7 | EI-726885J | 1-73 |
| ED-307572 | 23-D1 | ED-624903 | 3-D4 | EH-383096J | 15-IB1 | EI-726885J | 27-X1 |
| ED-307572 | 23-D2 | ED-624903 | 15-D7 | EH-383097J | 15-IB3 | EJ-329610 | 24-34 |
| ED-307572 | 23-D3 | ED-624903 | 15-D8 | EI-310036 | 1-64 | EJ-349061 | 1-79 |
| ED-307572 | 23-D4 | ED-624903 | 15-D9 | EI-310036 | 19-IC10 | EJ-349061 | 12-TM402 |
| ED-307572 | 23-D5 | ED-624903 | 15-D10 | EI-343371 | 1-65 | EJ-349417 | 1-77 |
| ED-307572 | 23-D6 | ED-624903 | 15-D11 | EI-343371 | 19-IC12 | EJ-349417 | 21-TM1 |
| ED-307572 | 23-D16 | ED-624903 | 15-D12 | EI-343417 | 1-49 | EJ-352118 | 25-2 |

INDEX

| Part No. | Ref. No. | Part No. | Ref. No. | Part No. | Ref. No. | Part No. | Ref. No. |
|------------|----------|------------|----------|------------|----------|-------------|----------|
| EJ-359031 | 1-78 | ER-384296J | 3-R45 | ET-353899 | 10-TR103 | EZ-358816 | 1-126 |
| EJ-359031 | 9-TM1 | ER-384296J | 3-R46 | ET-353899 | 11-TR201 | EZ-358816 | 15-BT1 |
| EJ-366338 | 23-TM1 | ER-384297J | 3-R55 | ET-353899 | 11-TR202 | EZ-384327J | 24-26 |
| EJ-368244 | 10-J102 | ER-384341J | 19-R17 | ET-354094 | 1-101 | SA-384105J | 24-8 |
| EJ-368244 | 10-J104 | ES-349474 | 1-89 | ET-354094 | 9-TR15 | SA-726889J | 27-1 |
| EJ-369015 | 24-60 | ES-349474 | 16-TS1 | ET-354371 | 1-99 | SC-726125J | 26-1 |
| EJ-369995 | 5-J201 | ES-349474 | 16-TS2 | ET-354371 | 15-TR8 | SC-726888J | 27-3 |
| EJ-382362J | 10-J103 | ES-349474 | 16-TS3 | ET-354415 | 1-96 | SE-384011J1 | 24-46 |
| EJ-382362J | 10-J105 | ES-349474 | 16-TS4 | ET-354415 | 15-TR3 | SK-375362 | 24-55 |
| EJ-382362J | 10-J107 | ES-349474 | 16-TS5 | ET-356437 | 1-116 | SK-381022J1 | 24-56 |
| EJ-382690J | 15-P1 | ES-349474 | 16-TS6 | ET-356437 | 9-TR10 | SK-384004J | 24-14 |
| EJ-382690J | 15-P2 | ES-349474 | 16-TS7 | ET-357878 | 1-115 | SK-384005J | 24-15 |
| EJ-382690J | 15-P3 | ES-349474 | 16-TS8 | ET-357878 | 9-TR16 | SK-384007J | 24-16 |
| EJ-384267J | 15-P4 | ES-349474 | 16-TS9 | ET-357878 | 9-TR17 | SK-384021J | 24-43 |
| EJ-384270J | 10-J101 | ES-349474 | 16-TS10 | ET-360067 | 1-113 | SK-384023J | 24-19 |
| EJ-384270J | 22-J201 | ES-349474 | 16-TS11 | ET-360067 | 9-TR19 | SK-726890J | 27-2 |
| EJ-384271J | 10-J106 | ES-349474 | 16-TS12 | ET-360067 | 13-TR502 | SM-365756C | 24-50 |
| EJ-384275J | 11-J201 | ES-349474 | 16-TS13 | ET-360399 | 1-98 | SP-373246B | 24-57 |
| EJ-384275J | 11-J202 | ES-349474 | 16-TS14 | ET-360399 | 13-TR501 | SP-384219J | 24-10 |
| EJ-384275J | 11-J203 | ES-349474 | 16-TS15 | ET-360399 | 15-TR9 | SP-384220J1 | 24-6A |
| EJ-384277J | 1-75 | ES-349474 | 16-TS16 | ET-363953 | 1-95 | SP-384222J1 | 24-6B |
| EJ-384277J | 12-TM401 | ES-349474 | 16-TS17 | ET-363953 | 15-TR1 | SP-384291J | 3-J3 |
| EJ-384283J | 1-76 | ES-349474 | 16-TS18 | ET-363953 | 15-TR2 | SP-384291J | 3-J5 |
| EJ-384283J | 13-TM501 | ES-349474 | 16-TS19 | ET-366365 | 1-108 | SZ-362273 | 24-36 |
| EJ-384303J | 6-J301 | ES-349474 | 16-TS20 | ET-366365 | 3-TR6 | ZS-304021 | 24-9 |
| EM-384263J | 1-80 | ES-349474 | 16-TS21 | ET-366581 | 1-118 | ZS-308846 | 24-7 |
| EM-384263J | 15-FL1 | ES-349474 | 16-TS22 | ET-366581 | 3-TR3 | ZS-308846 | 24-35 |
| EO-337598 | 9-T1 | ES-349474 | 16-TS23 | ET-366581 | 3-TR4 | ZS-308846 | 24-58 |
| EO-337640 | 14-T1 | ES-349474 | 16-TS24 | ET-366581 | 3-TR5 | ZS-336351 | 24-29 |
| EO-337880 | 3-L1 | ES-349474 | 16-TS25 | ET-366581 | 3-TR7 | ZS-341960 | 24-59 |
| EO-349461 | 14-L1 | ES-349474 | 16-TS26 | ET-370310 | 1-100 | ZS-346742 | 24-24 |
| EO-349461 | 14-L3 | ES-349474 | 16-TS27 | ET-370310 | 10-TR104 | ZS-350934 | 24-30 |
| EO-349462 | 14-L2 | ES-349474 | 16-TS28 | ET-370310 | 10-TR105 | ZS-384345J | 24-22 |
| EO-349462 | 14-L4 | ES-349474 | 16-TS29 | ET-370310 | 10-TR106 | ZS-422076 | 24-18 |
| EO-349462 | 14-L5 | ES-349474 | 16-TS30 | ET-370310 | 11-TR203 | ZS-447840 | 24-5 |
| EO-353176 | 9-T7 | ES-349474 | 16-TS31 | ET-370310 | 11-TR204 | ZS-447840 | 24-11 |
| EO-353687 | 14-L7 | ES-349474 | 16-TS32 | ET-370310 | 11-TR205 | ZS-463353 | 24-12 |
| EO-359056 | 14-L6 | ES-349474 | 16-TS33 | ET-370310 | 11-TR206 | ZS-523664 | 24-28 |
| EO-361630 | 9-T6 | ES-359172 | 1-90 | ET-370310 | 19-TR1 | ZW-231030 | 24-53 |
| EO-363279 | 9-T3 | ES-359172 | 15-TS101 | ET-370310 | 19-TR2 | ZW-368205 | 24-20 |
| EO-363291 | 9-T5 | ES-383041J | 1-86 | ET-370310 | 19-TR3 | ZW-632226 | 24-25 |
| EQ-385209J | 1-81 | ES-383041J | 4-SW101 | ET-370310 | 19-TR4 | ZW-653163 | 24-51 |
| EQ-385209J | 13-RL501 | ES-384302J | 1-85 | ET-373210 | 1-109 | ZW-698308 | 24-31 |
| EQ-382352J | 1-82 | ES-384302J | 4-SW102 | ET-373210 | 3-TR8 | | |
| EQ-382352J | 3-RL1 | ES-384346J | 1-87 | ET-373210 | 3-TR9 | | |
| ER-306805 | 9-R25 | ES-384346J | 5-SW201 | ET-373985 | 1-97 | | |
| ER-318647 | 1-83 | ES-726886J | 1-88 | ET-373985 | 15-TR4 | | |
| ER-318647 | 3-FR1 | ES-726886J | 27-S1 | ET-373985 | 15-TR5 | | |
| ER-318647 | 3-FR2 | ES-726886J | 27-S2 | ET-373985 | 15-TR6 | | |
| ER-318647 | 3-FR3 | ES-726887J | 1-91 | ET-373985 | 15-TR7 | | |
| ER-318647 | 3-FR4 | ES-726887J | 27-S3 | ET-381637J | 1-92 | | |
| ER-318647 | 3-FR5 | ET-305463 | 1-107 | ET-381637J | 17-PH1 | | |
| ER-318647 | 3-FR6 | ET-305463 | 3-TR2 | ET-718652 | 1-93 | | |
| ER-322591 | 3-R34 | ET-307195 | 1-110 | ET-718652 | 27-Q1 | | |
| ER-322591 | 3-R35 | ET-307195 | 3-TR1 | ET-718652 | 27-Q2 | | |
| ER-322591 | 4-R107 | ET-308472 | 1-105 | ET-721755J | 1-119 | | |
| ER-322591 | 4-R108 | ET-308472 | 3-TR10 | ET-721755J | 26-Q1 | | |
| ER-322591 | 15-R18 | ET-308472 | 3-TR11 | ET-724344J | 1-104 | | |
| ER-322591 | 15-R19 | ET-328265 | 1-117 | ET-724344J | 27-Q4 | | |
| ER-322787 | 3-R28 | ET-328265 | 14-TR3 | ET-726883J | 1-94 | | |
| ER-327710 | 9-R31 | ET-336869 | 1-112 | ET-726883J | 27-Q3 | | |
| ER-327710 | 9-R59 | ET-336869 | 14-TR2 | EV-352088 | 19-VR1 | | |
| ER-327710 | 10-R109 | ET-337759 | 1-103 | EV-356576 | 9-VR2 | | |
| ER-327710 | 10-R110 | ET-337759 | 9-TR1 | EV-358829 | 9-VR3 | | |
| ER-333379 | 9-R35 | ET-338410 | 1-111 | EV-358829 | 9-VR4 | | |
| ER-345466 | 3-R36 | ET-338410 | 4-TR101 | EV-361673 | 9-VR1 | | |
| ER-345466 | 3-R37 | ET-349081 | 1-114 | EV-384316J | 1-122 | | |
| ER-345466 | 3-R38 | ET-349081 | 9-TR2 | EV-384316J | 15-VR1 | | |
| ER-345466 | 3-R39 | ET-349081 | 9-TR13 | EV-384316J | 15-VR2 | | |
| ER-345466 | 3-R40 | ET-349081 | 9-TR14 | EV-384317J | 1-123 | | |
| ER-355633 | 9-R10 | ET-349081 | 19-TR5 | EV-384317J | 15-VR3 | | |
| ER-356573 | 1-84 | ET-349449 | 1-102 | EV-384318J | 1-120 | | |
| ER-356573 | 13-R504 | ET-349449 | 14-TR1 | EV-384318J | 9-VR5 | | |
| ER-371591 | 5-R201 | ET-349449 | 14-TR4 | EV-384319J | 1-121 | | |
| ER-382933J | 3-R56 | ET-353899 | 1-106 | EV-384319J | 4-VR101 | | |
| ER-382934J | 3-R68 | ET-353899 | 9-TR3 | EV-384323J | 1-125 | | |
| ER-382940J | 3-R59 | ET-353899 | 9-TR4 | EV-384323J | 7-VR501 | | |
| ER-382940J | 3-R62 | ET-353899 | 9-TR18 | EV-384328J | 1-124 | | |
| ER-382940J | 3-R64 | ET-353899 | 10-TR101 | EV-384328J | 7-VR401 | | |
| ER-382941J | 3-R70 | ET-353899 | 10-TR102 | EW-363827 | 24-37 | | |

ABBREVIATIONS FOR SERVICE MANUAL

| ABBREVIATION | EXPLANATION | ABBREVIATION | EXPLANATION |
|--------------|----------------------------|--------------|--------------------------------|
| AFC | Auto Frequency Control | MEMO | MEMOry |
| AGC | Auto Gain Control | MI-COM | MICro-COMputer |
| ALC | Auto Level Control | MIN | MINimum |
| AM | Amplitude Modulation | MIX | MIXing |
| AMP | AMPLifier | MPX | MultiPleX |
| ANT | ANTenna | MW | Medium Wave (frequency) |
| BATT | BATTery | NC | No Connection |
| BLK | BLock | NFB | Negative Feed Back |
| BUFF | BUFFer | OSC | OSCillator |
| COMP | COMParator | PCB | Printed Circuit Board |
| DET | DETECT (DETECTOR) | PLL | Phase Locked Board |
| FLD | | QD | Quadrature Detector |
| FM | Frequency Modulation | Rch | Right channel |
| FREQ | FREQUENCY | REF | REFerence |
| GND | GrouND | REG | REGulator |
| H | High | RF | Radio Frequency |
| HPF | High Pass Filter | SEG | SEGment |
| IF | Intermediate Frequency | SELE | SELEctor |
| IHF | Institute of High Fidelity | SENS | SENSitivity |
| IND | INDicator | SIG | SIGnal |
| I/O | In/Out | S/N | Signal to Noise Ratio |
| JW | Jumper Wire | SSG | Standard Signal Generator |
| L | Low | STD | STanDard |
| LCD | Liquid Crystal Display | SW | SWitch: Short Wave (frequency) |
| Lch | Left channel | THD | Total Harmonic Distortion |
| LED | Light Emitting Diode | TP | Test Point |
| LPF | Low Pass Filter | VCO | Voltage Controlled Oscillator |
| LW | Long Wave (Frequency) | VR | Variable Resistor |
| | | X'TAL | Crystal |

AKAI ELECTRIC CO., LTD.

12-14, 2-Chome, Higashi-Kojiya, Ohta-Ku, Tokyo, Japan
 SERVICE DEPARTMENT TEL: Tokyo(745)9884 TOKYO TELEX: J26261

Printed No. 881114-A1-1400

Printed Date: December. 19, 1988

350 Printed in Japan

AKAI

MODEL AA-V335

MODEL AA-V435

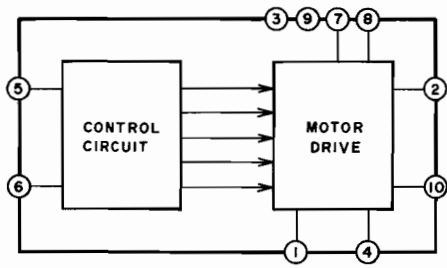
SCHEMATIC DIAGRAM AND PC BOARDS

TABLE OF CONTENTS

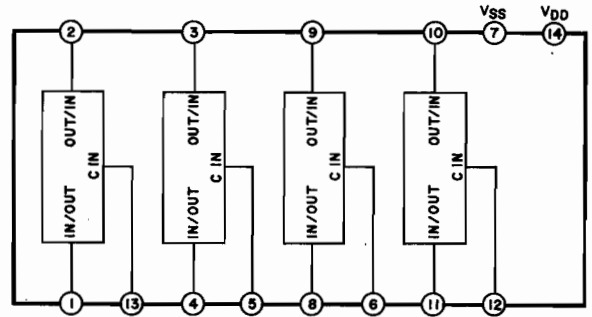
| | |
|---|----|
| 1. IC's | 2 |
| 2. POWER SUPPLY AND OTHER PC BOARDS | 7 |
| 3. PIN JACK AND OTHER PC BOARDS | 8 |
| 4. CONNECTION DIAGRAM | 9 |
| 5. MAIN SCHEMATIC DIAGRAM | 10 |
| 6. MAIN PC BOARD | 11 |
| 7. CONTROL SCHEMATIC DIAGRAM | 12 |
| 8. TACT SW AND CONTROL PC BOARD | 13 |
| 9. SURROUND PRE SCHEMATIC DIAGRAM | 14 |
| 10. SURROUD PC BOARD | 15 |
| 11. TUNER SCHEMATIC DIAGRAM | 16 |
| 12. TUNER PC BOARD | 17 |
| 13. TUNER BLOCK DIAGRAM | 18 |
| 14. MAIN BLOCK DIAGRAM | 19 |
| 15. POWER & CONTROL BLOCK DIAGRAM | 20 |

BA6229 (Reversible Motor Drive)

M4066B/BU4066B

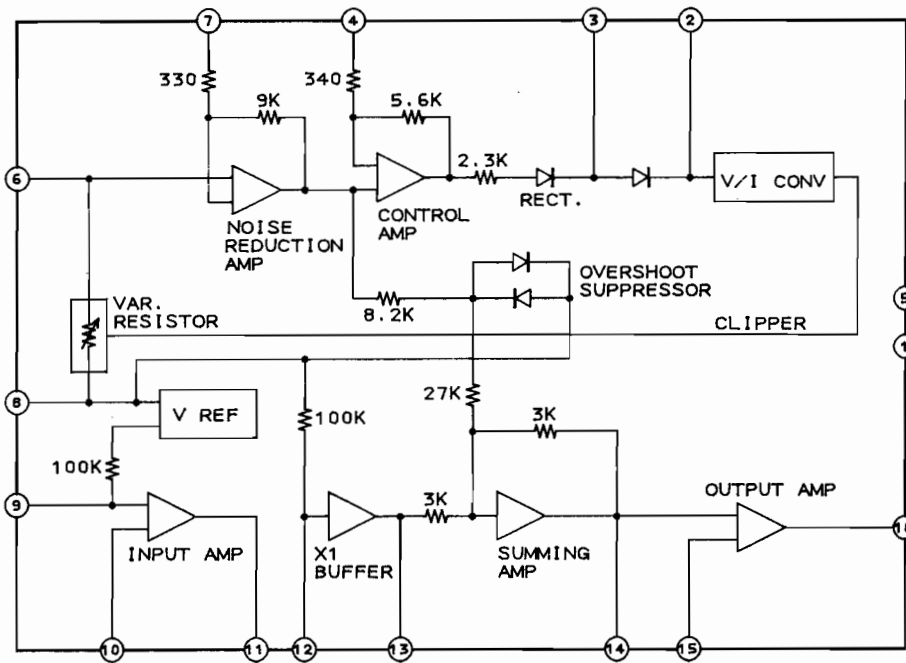


| INPUT | | OUTPUT | | MODE |
|-------|---|--------|------|---------------------------|
| ⑤ | ⑥ | ② | ⑩ | |
| H | H | L | L | BRAKE |
| L | H | L | H | CASSETTE & TAPE LOADING |
| H | L | H | L | CASSETTE & TAPE UNLOADING |
| L | L | OPEN | OPEN | STOP |



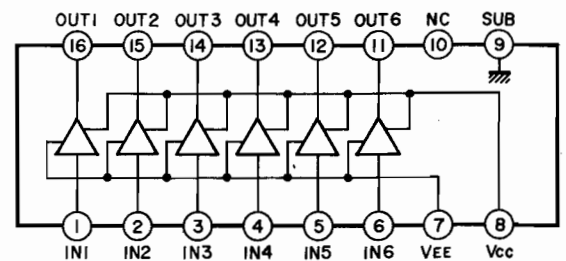
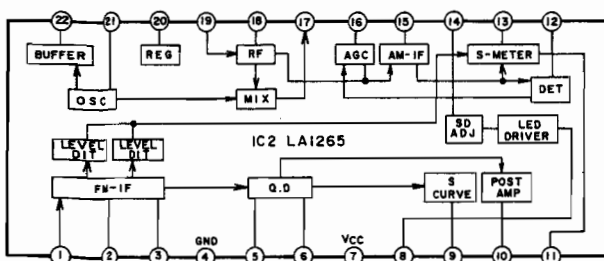
| C IN | IMPEDANCE BETWEEN IN/OUT - OUT/IN |
|------|--|
| H | $0.5 \text{ to } 5 \times 10^2 \text{ OHMS}$ |
| L | MORE THAN 10^9 OHMS |

LA2730 (Dolby B Type Noise Reduction)

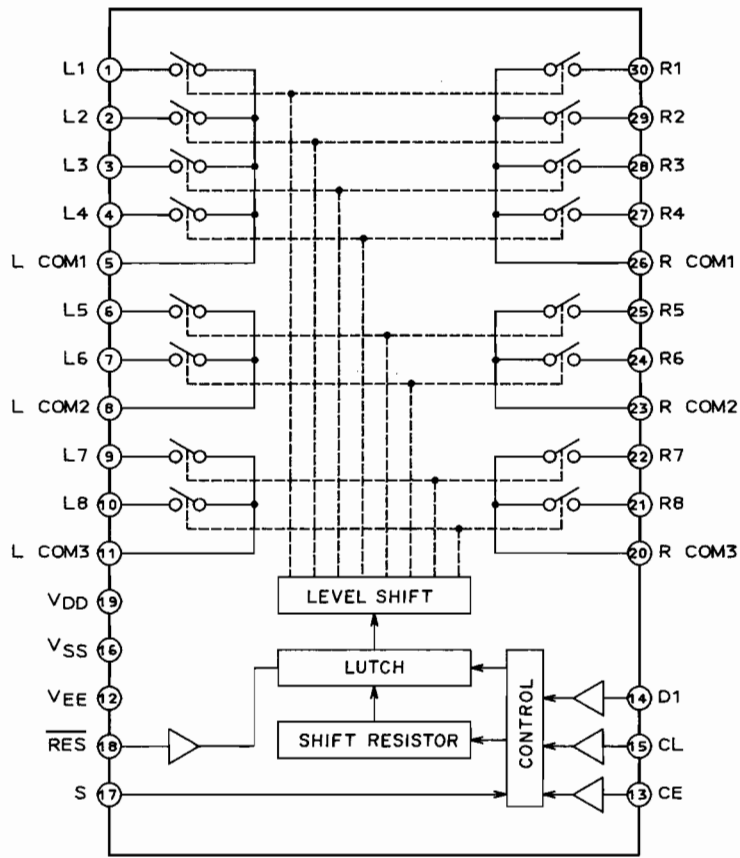


LA1265 (AM/FM Demodulator)

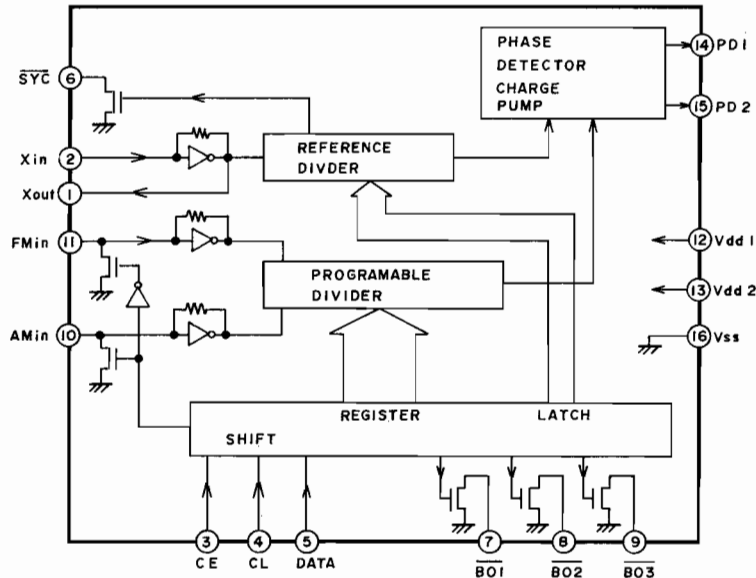
LB1294 (HEX. Driver)



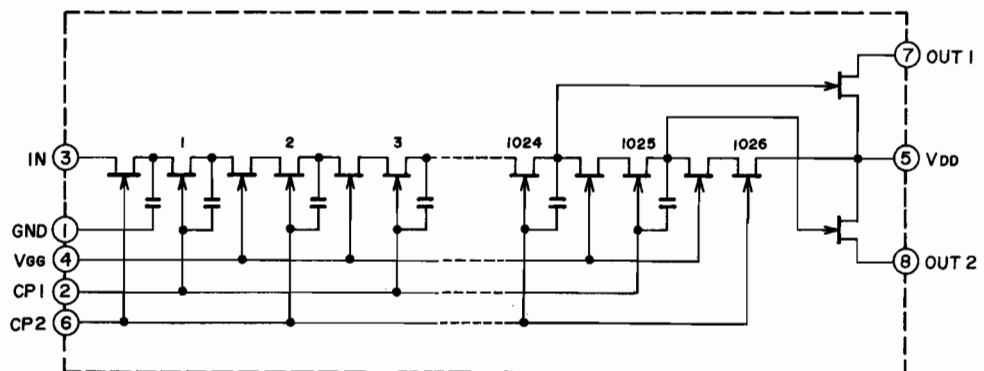
LC7821 (Analogue Function Switch)



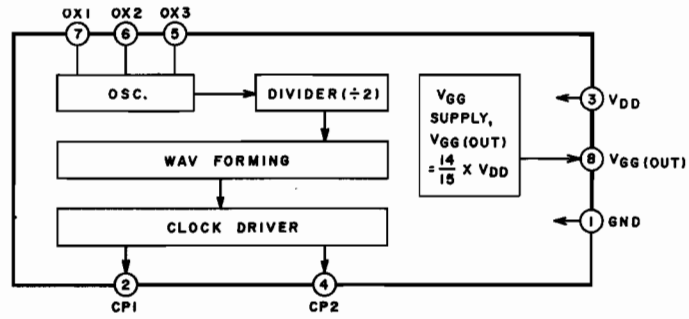
LM7001 (PLL Synthesizer)



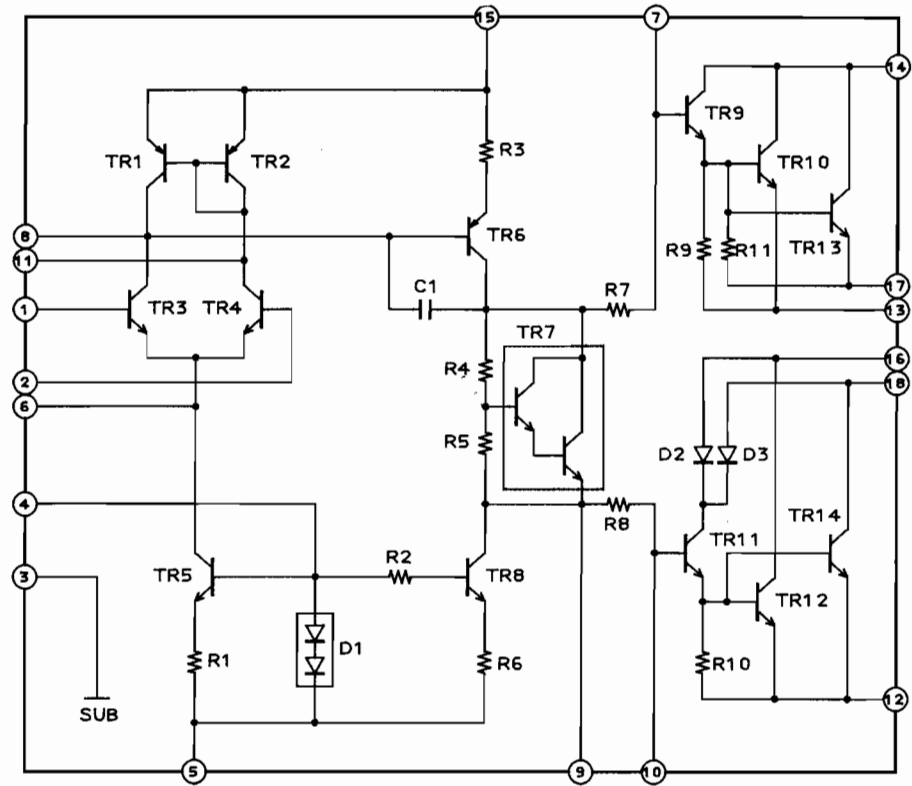
MN3007 (1024 Stage Low Noise BBD)



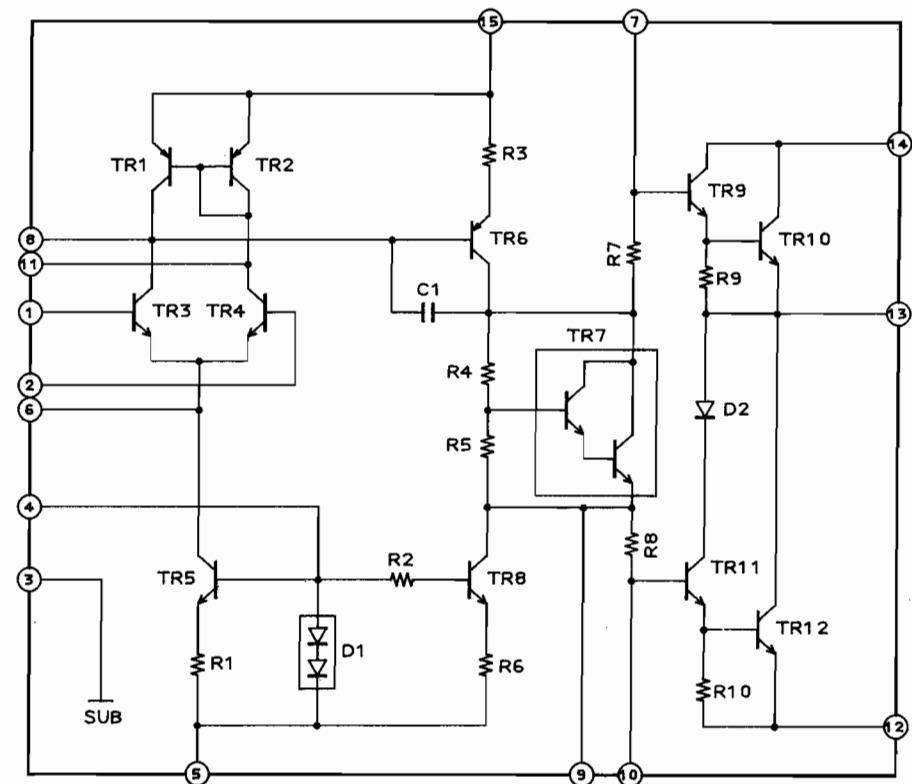
MN3101 (Clock Generator For BBD)

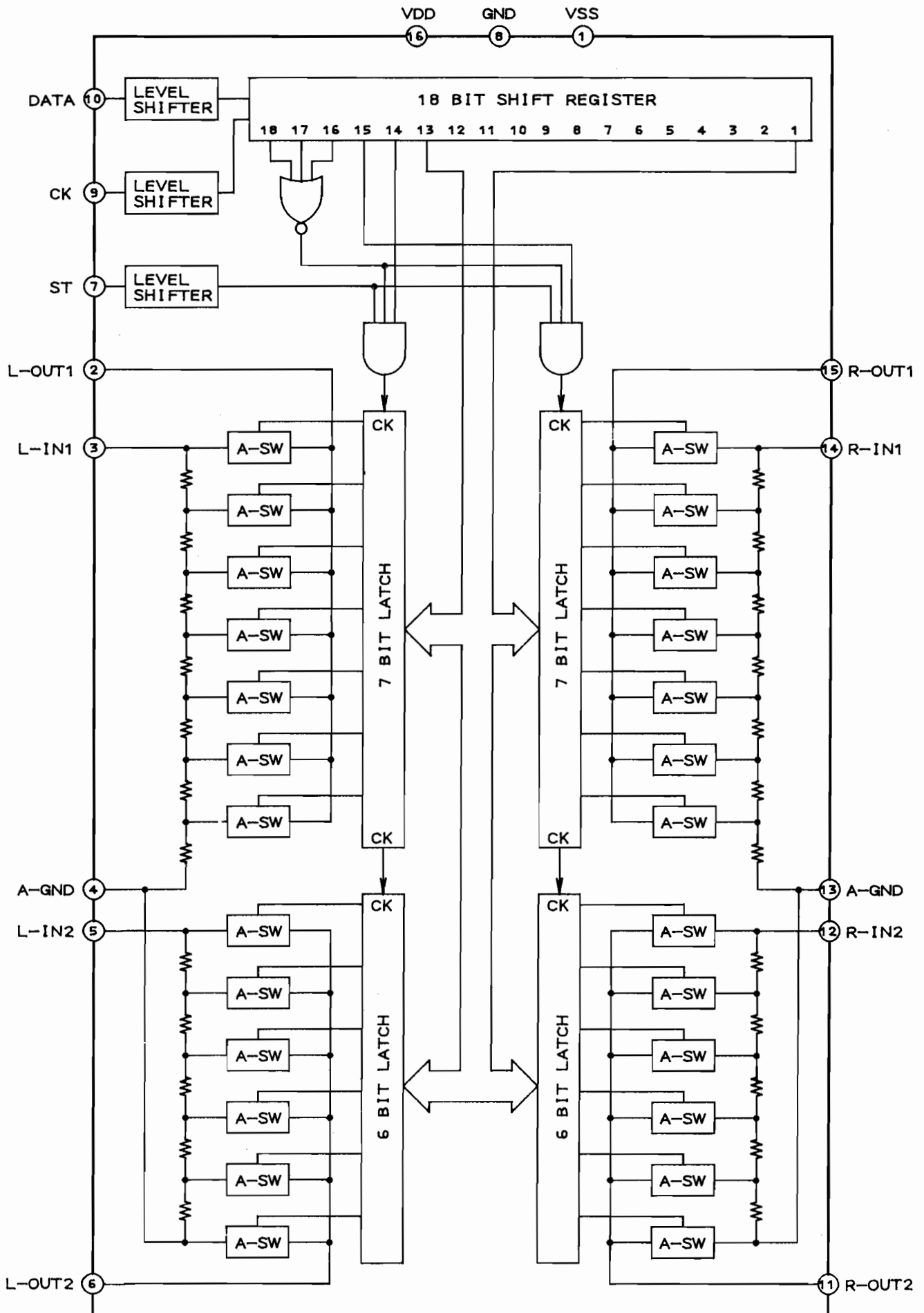


STK4044V (Power Amplifier)

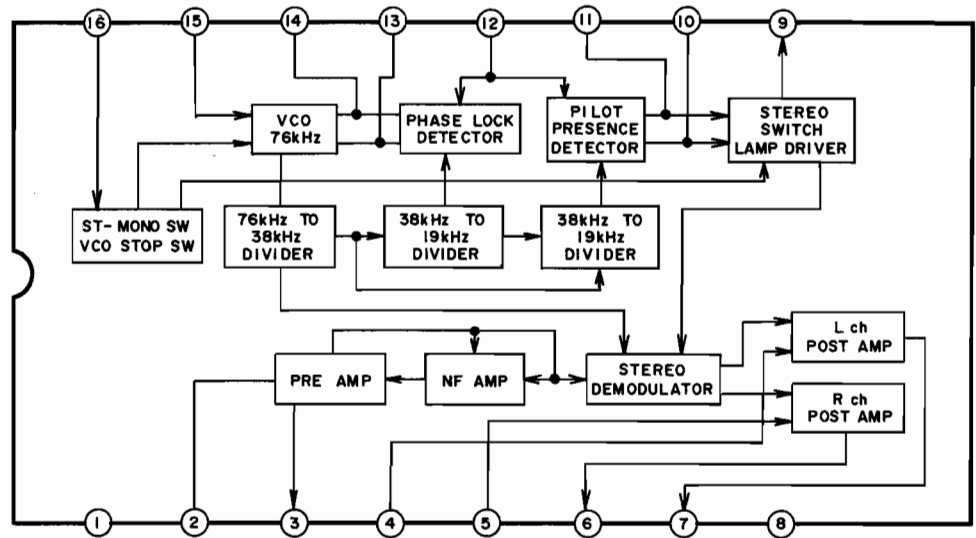


STK4046V (Power Amplifier)

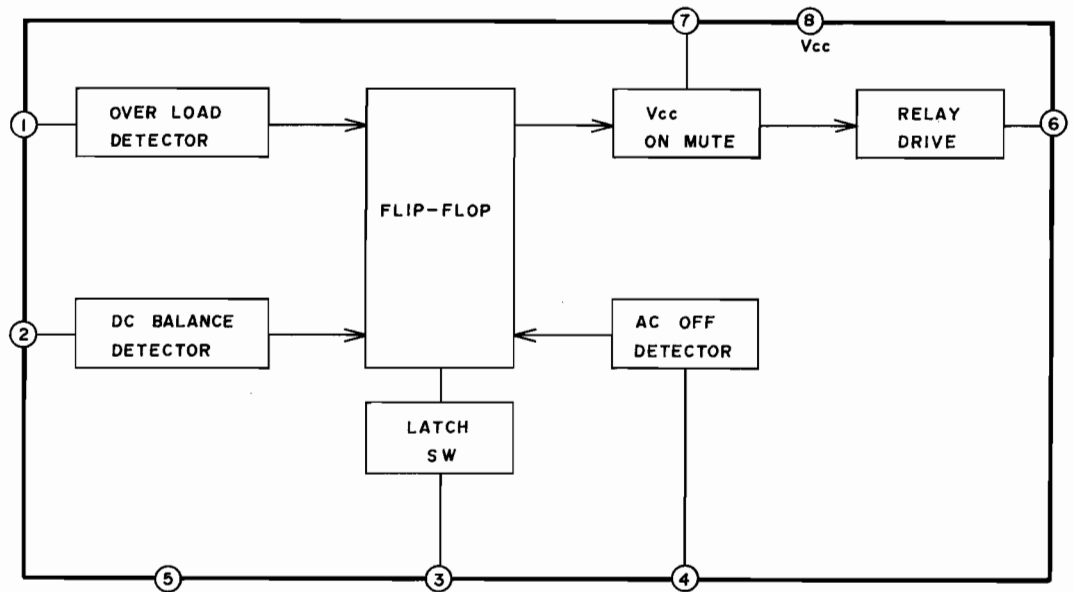




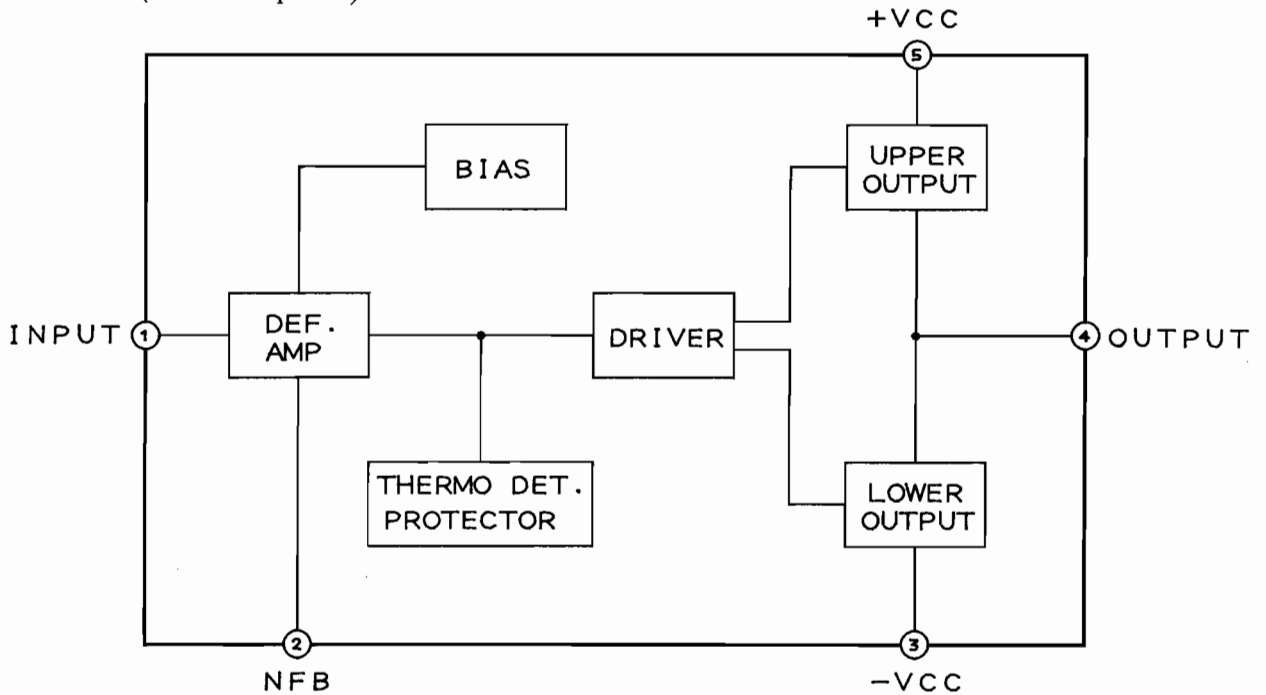
μ PC1235C (Stereo MPX)

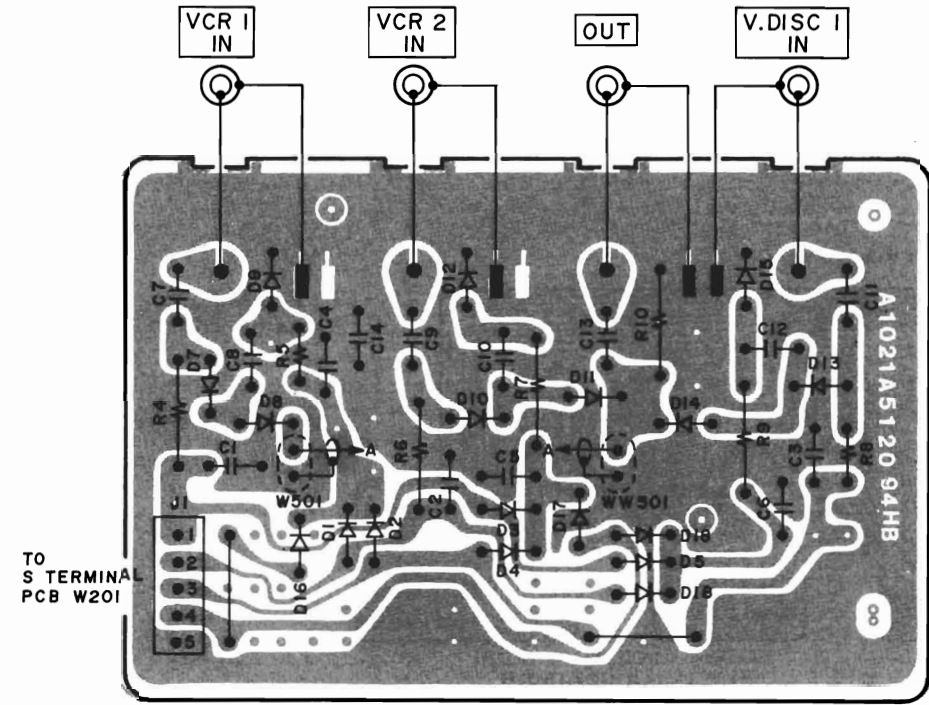
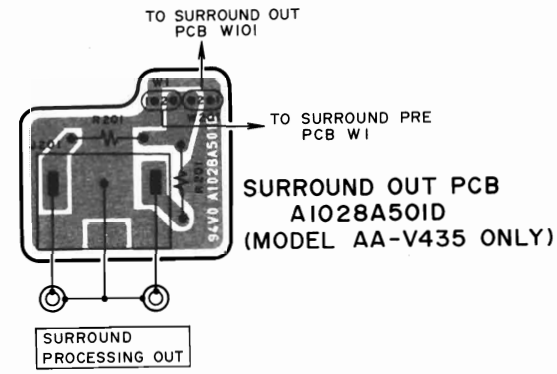


μ PC1237H (Stereo Power Amp Protector)

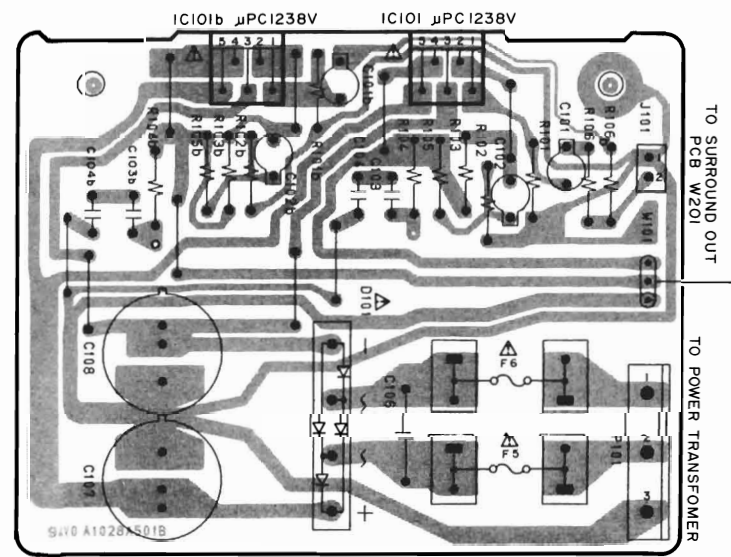
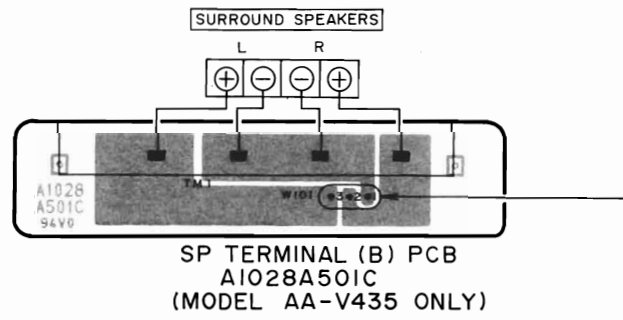


μ PC1238 (Power Amplifier)

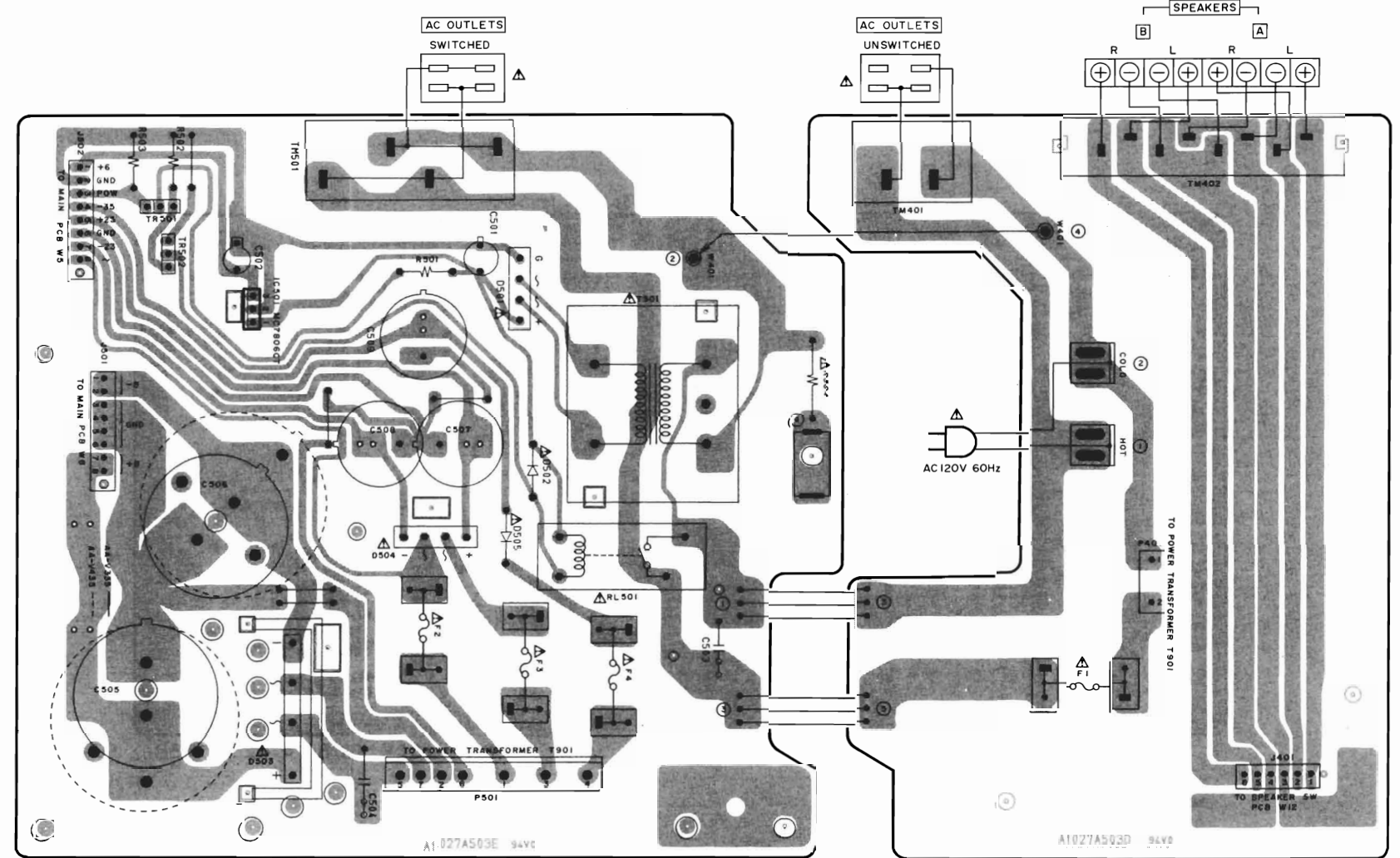




RF PCB A1021A5120



SURROUND MAIN PCB
A1028A501B
(MODEL AA-V435 ONLY)



POWER SUPPLY PCB A1027A503E

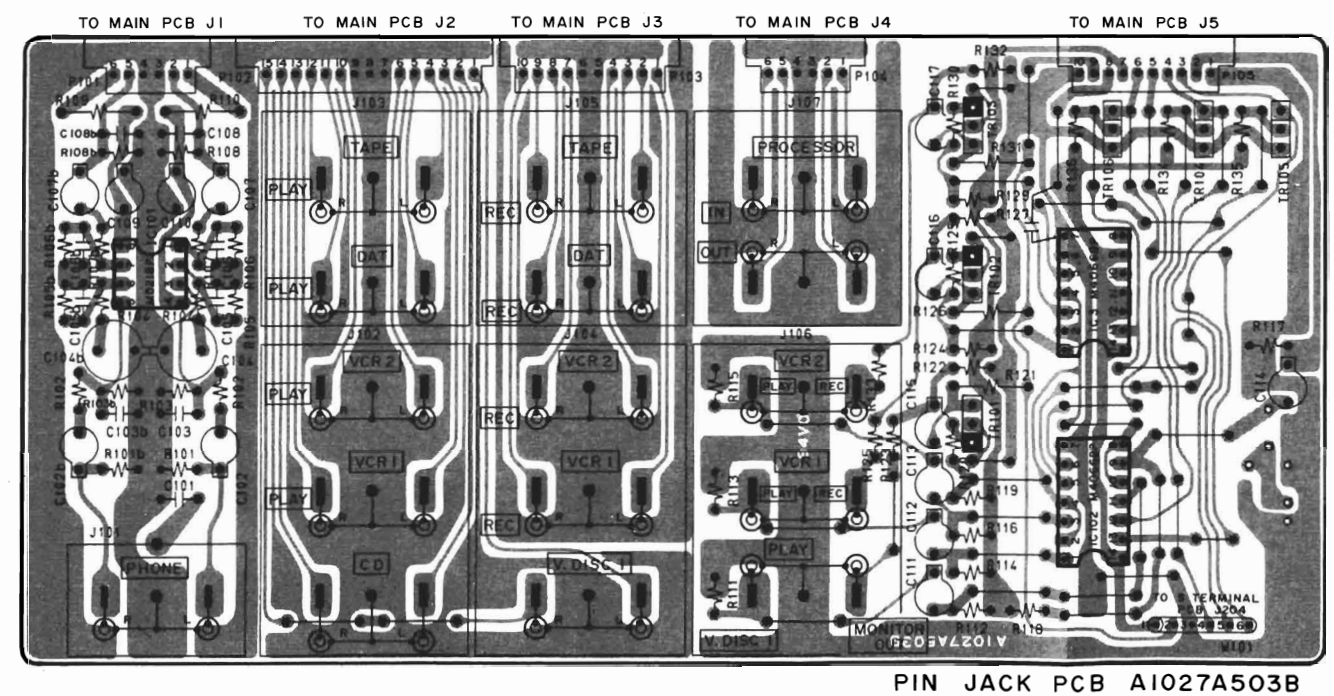
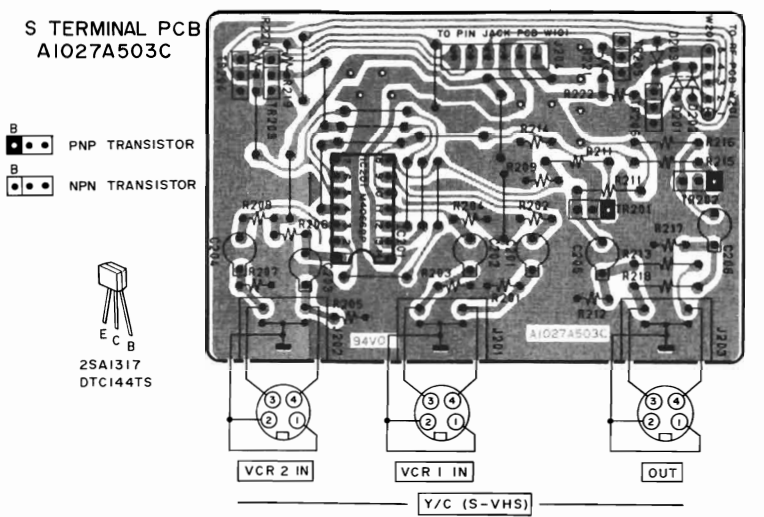
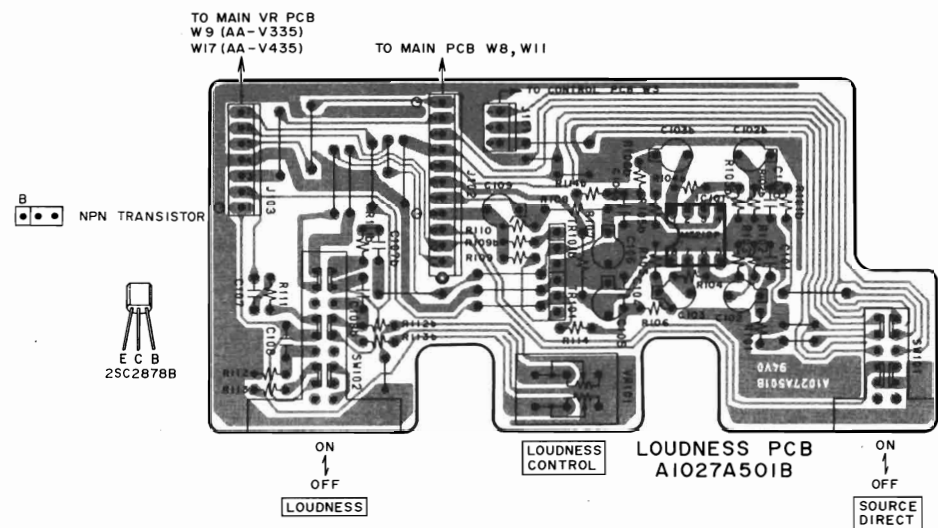
SP TERMINAL (A) PCB A1027A503D

NPN TRANSISTOR

25C3330
DTC114TS

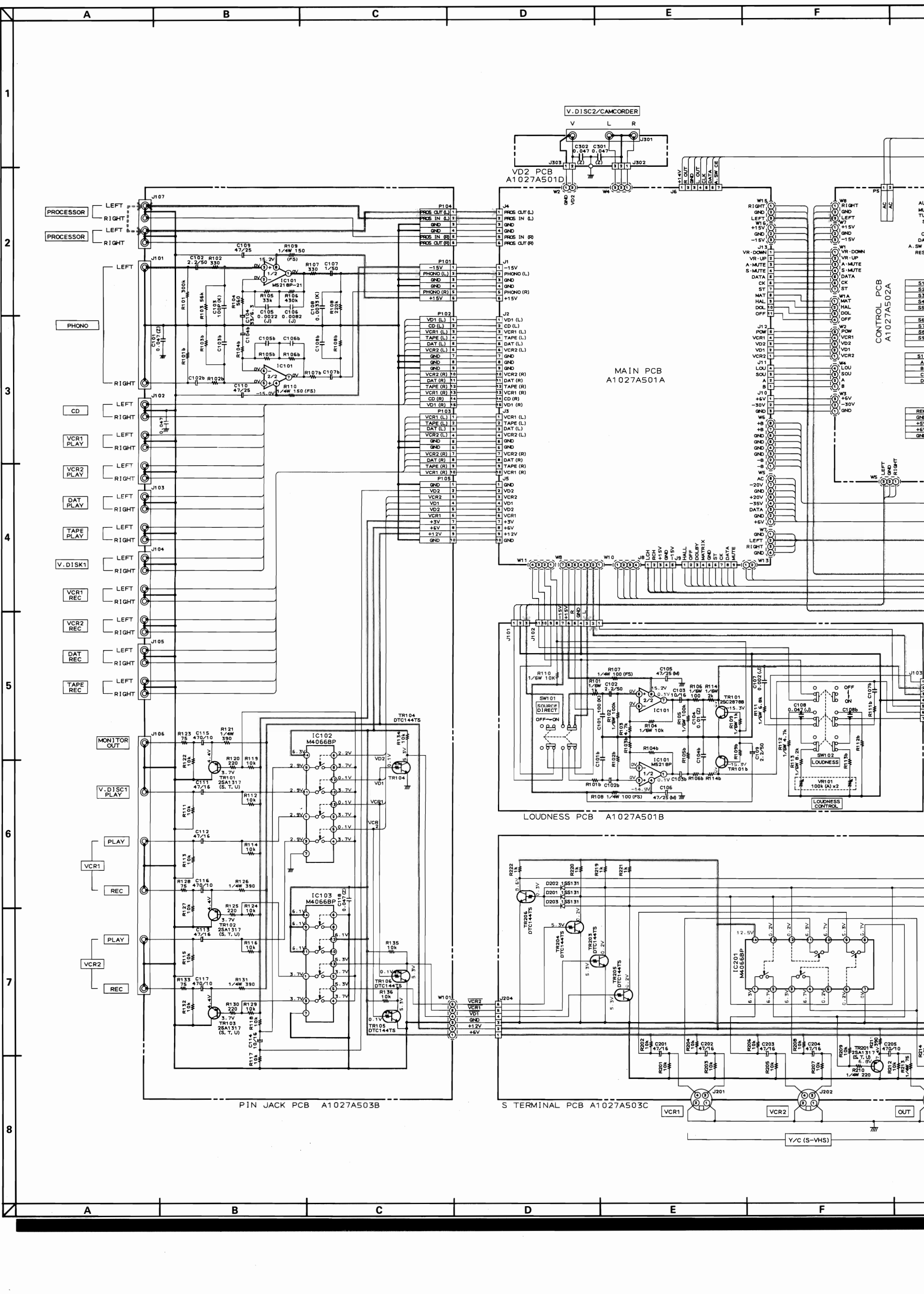
WARNING: INDICATES SAFETY CRITICAL COMPONENTS. FOR CONTINUED SAFETY, REPLACE SAFETY CRITICAL COMPONENTS ONLY WITH MANUFACTURER'S RECOMMENDED PARTS.

AVERTISSEMENT: IL INDIQUE LES COMPOSANTS CRITIQUES DE SÉCURITÉ. POUR MAINTENIR LE DEGRÉ DE SÉCURITÉ DE L'APPAREIL, NE REMPLACER QUE DES PIÈCES RECOMMANDÉES PAR LE FABRICANT.



PNP TRANSISTOR
 NPN TRANSISTOR
 2SA1317 DTC144TS

WARNING: ⚠ INDICATES SAFETY CRITICAL COMPONENTS FOR CONTINUED SAFETY. REPLACE SAFETY CRITICAL COMPONENTS ONLY WITH MANUFACTURER'S RECOMMENDED PARTS.
 AVERTISSEMENT: ⚠ ILL INDIQUE LES COMPOSANTS CRITIQUES DE SÉCURITÉ. POUR MAINTENIR LE DEGRÉ DE SÉCURITÉ DE L'APPAREIL, NE REMPLACER QUE DES PIÈCES RECOMMANDÉES PAR LE FABRICANT.



1

2

3

4

5

6

7

8

A

B

C

D

E

F

A

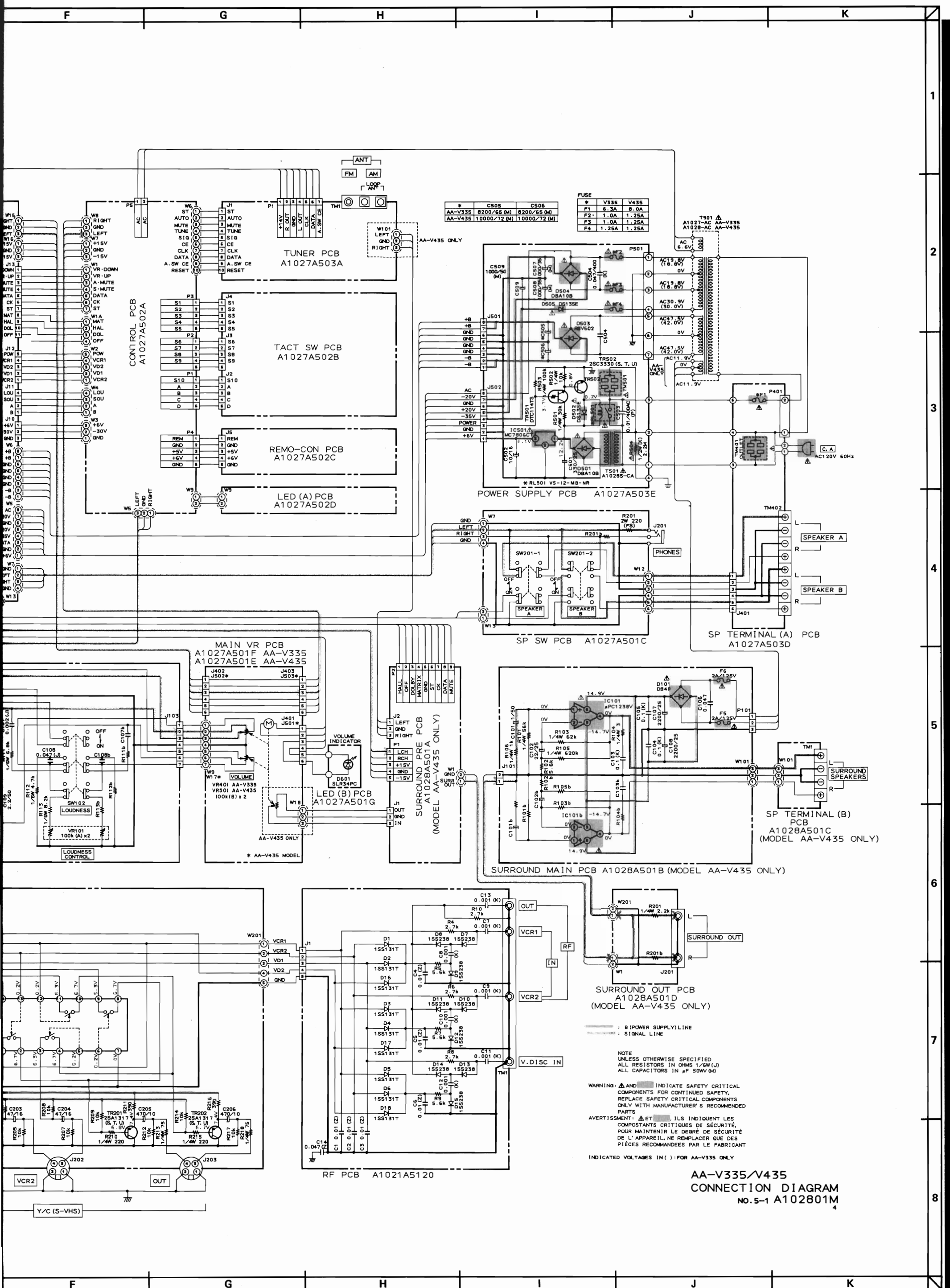
B

C

D

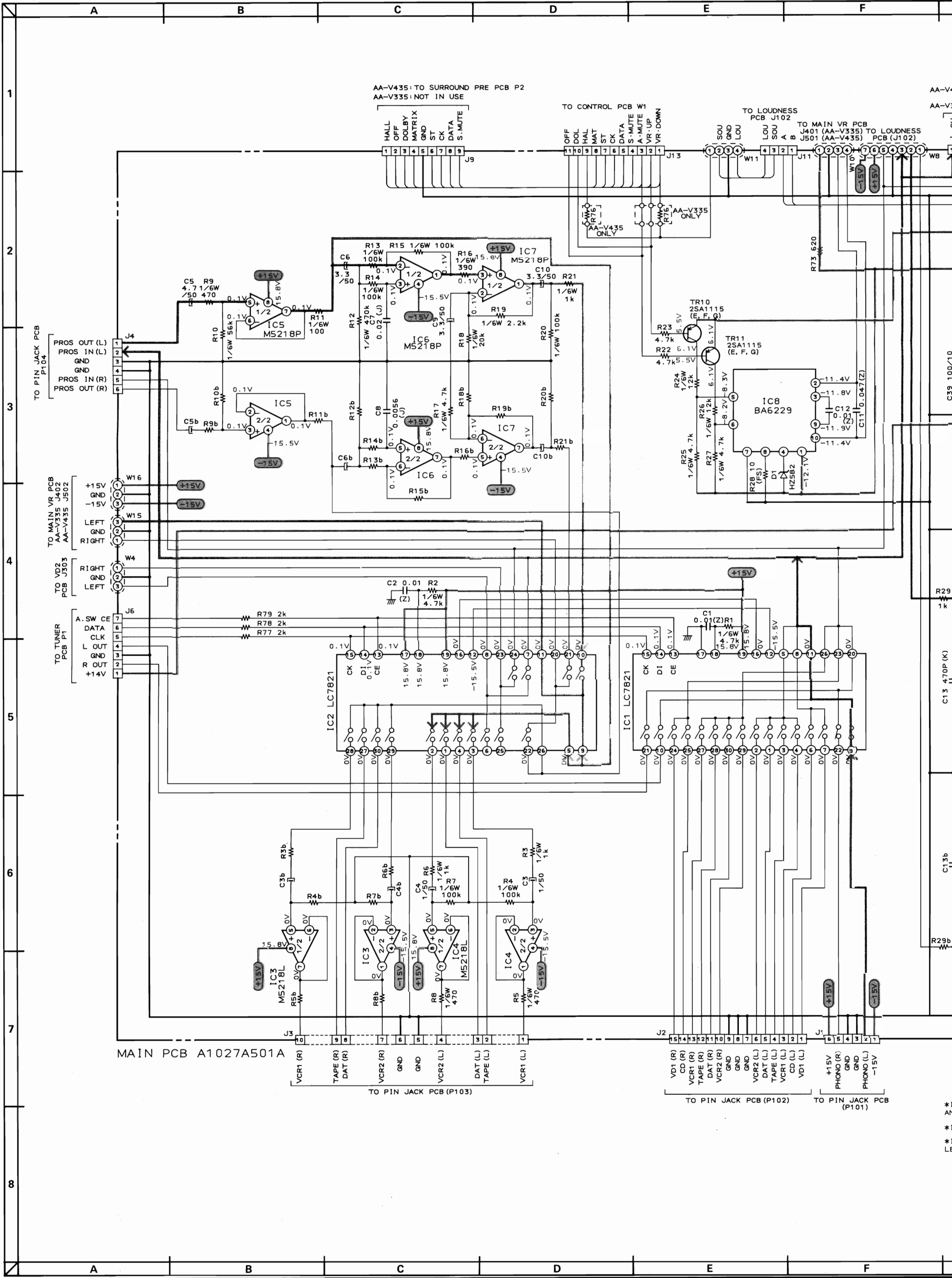
E

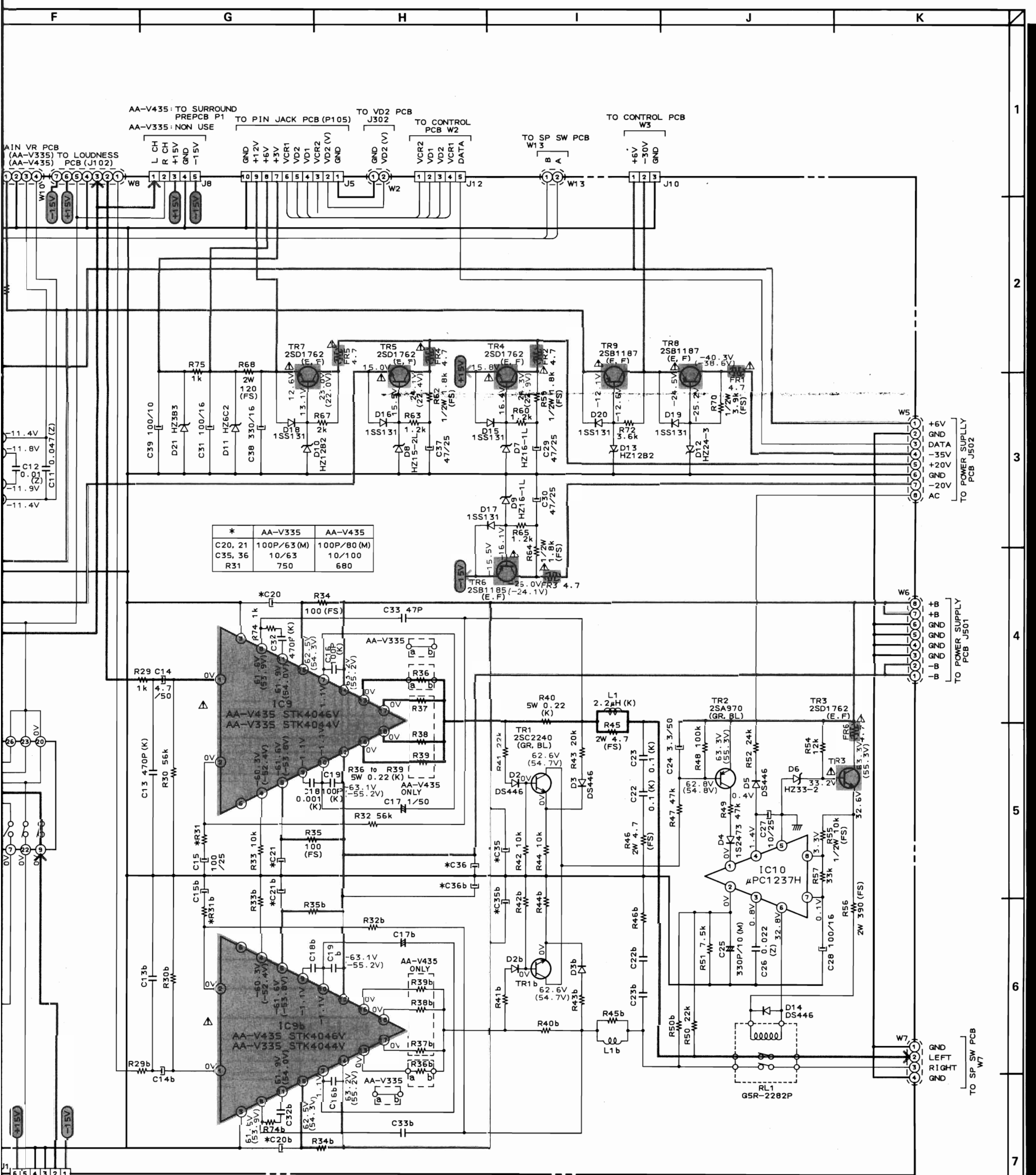
F



AA-V335/V435
CONNECTION DIAGRAM
NO. 5-1 A102801M

1
2
3
4
5
6
7
8





PHONO (R)
GND
PHONO (L)
-15V

NOTE
UNLESS OTHERWISE SPECIFIED
ALL RESISTORS IN OHMS 1/4W(J)
ALL CAPACITORS IN #F 50WV (M)

*INDICATED VOLTAGES ARE MEASURED IN PHONO MODE
AND VOLUME IS SET TO MINIMUM.

*INDICATED VOLTAGES IN () FOR MODEL AA-V335.

*INDICATED SIGNAL LINE IS IN PHONO MODE AND
LEFT CHANNEL ONLY.

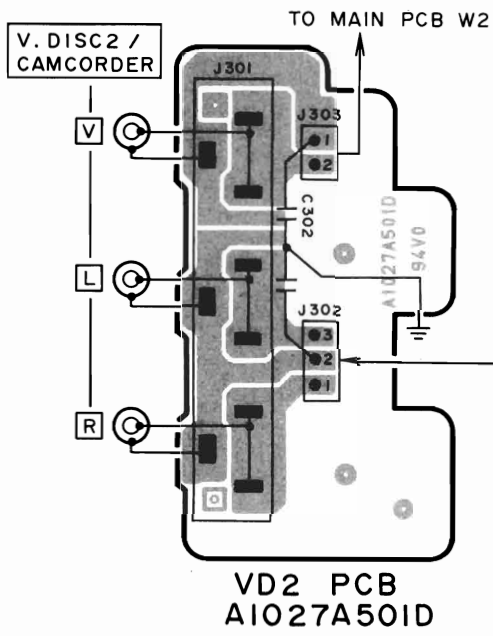
— B (POWER SUPPLY) LINE
— SIGNAL LINE

WARNING: Δ AND \square INDICATE SAFETY CRITICAL
COMPONENTS FOR CONTINUED SAFETY,
REPLACE SAFETY CRITICAL COMPONENTS
ONLY WITH MANUFACTURER'S RECOMMENDED
PARTS

AVERTISSEMENT: Δ ET \square ILS INDIQUENT LES
COMPOSTANTS CRITIQUES DE SÉCURITÉ,
POUR MAINTENIR LE DEGRÉ DE SÉCURITÉ
DE L'APPAREIL, NE REMPLACER QUE DES
PIÈCES RECOMMANDÉES PAR LE FABRICANT

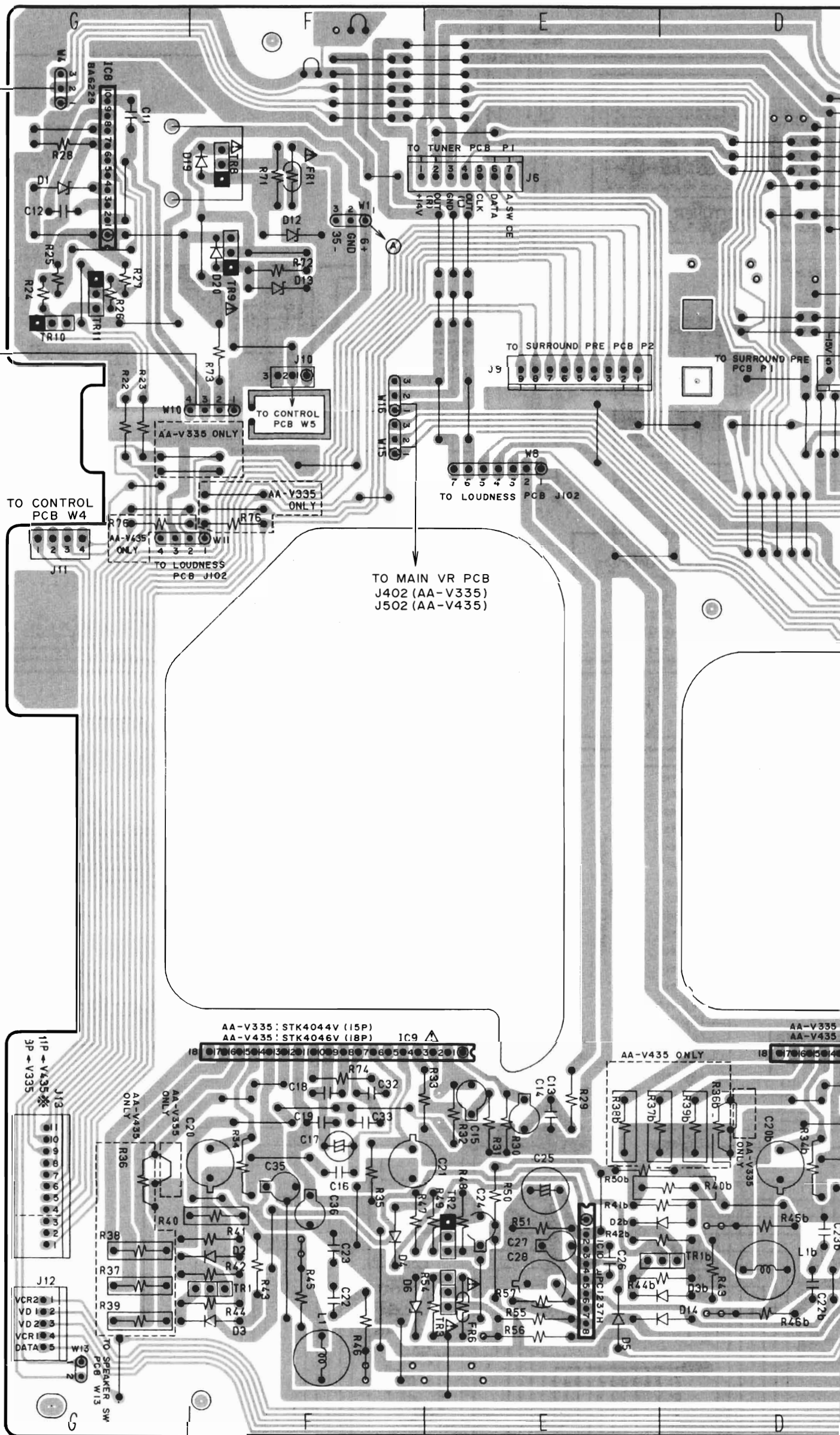
AA-V335/V435
MAIN PCB
SCHEMATIC DIAGRAM
NO. 5-2 A102802M

1
2
3
4
5
6
7
8



VD2 PCB
A1027A501D

TO MAIN VR PCB
J401(AA-V335)
J501(AA-V435)



MAIN PCB A1027A501A

LOCATION OF COMPONENTS

| ICS | | TRANSISTORS | |
|------|-------|-------------|-------|
| IC1 | ...A3 | TR1 | ...F6 |
| IC2 | ...C3 | TR1b | ...D6 |
| IC3 | ...A4 | TR2 | ...E6 |
| IC4 | ...A4 | TR3 | ...E6 |
| IC5 | ...B5 | TR4 | ...B5 |
| IC6 | ...B1 | TR5 | ...B6 |
| IC7 | ...C1 | TR6 | ...B6 |
| IC8 | ...G1 | TR7 | ...A6 |
| IC9 | ...F5 | TR8 | ...F1 |
| IC9b | ...C5 | TR9 | ...F2 |
| IC10 | ...E6 | TR10 | ...G2 |
| | | TR11 | ...G2 |

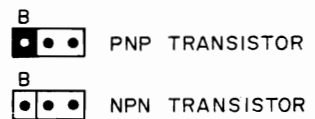
CONNECTORS

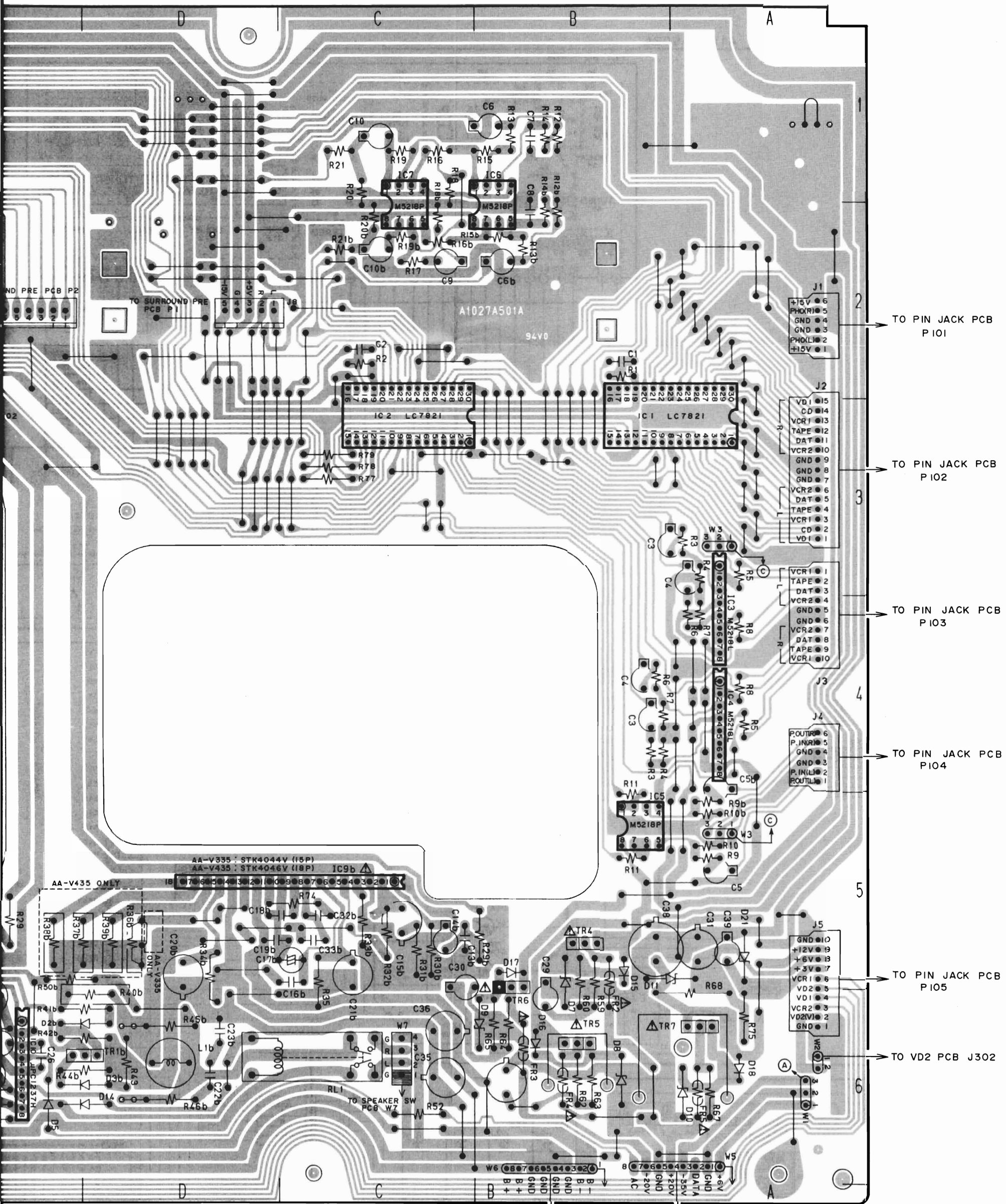
| | | | |
|-----|-------|-----|-------|
| J1 | ...A2 | W2 | ...A6 |
| J2 | ...A3 | W4 | ...G1 |
| J3 | ...A4 | W5 | ...A6 |
| J4 | ...A4 | W6 | ...B6 |
| J5 | ...A5 | W7 | ...C6 |
| J6 | ...E1 | W8 | ...E2 |
| J8 | ...D2 | W10 | ...F2 |
| J9 | ...E2 | W11 | ...F3 |
| J10 | ...F2 | W13 | ...G6 |
| J11 | ...G3 | W15 | ...F2 |
| J12 | ...G6 | W16 | ...F2 |
| J13 | ...G6 | | |

TO CONTROL PCB
W1(AA-V335)
W1A(AA-V435)

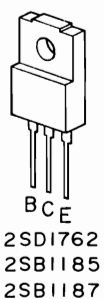
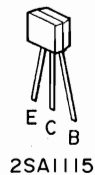
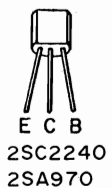
TO CONTROL PCB
PCB W2

AA-V335: STK4044V (15P)
AA-V435: STK4046V (18P)





P TRANSISTOR
N TRANSISTOR



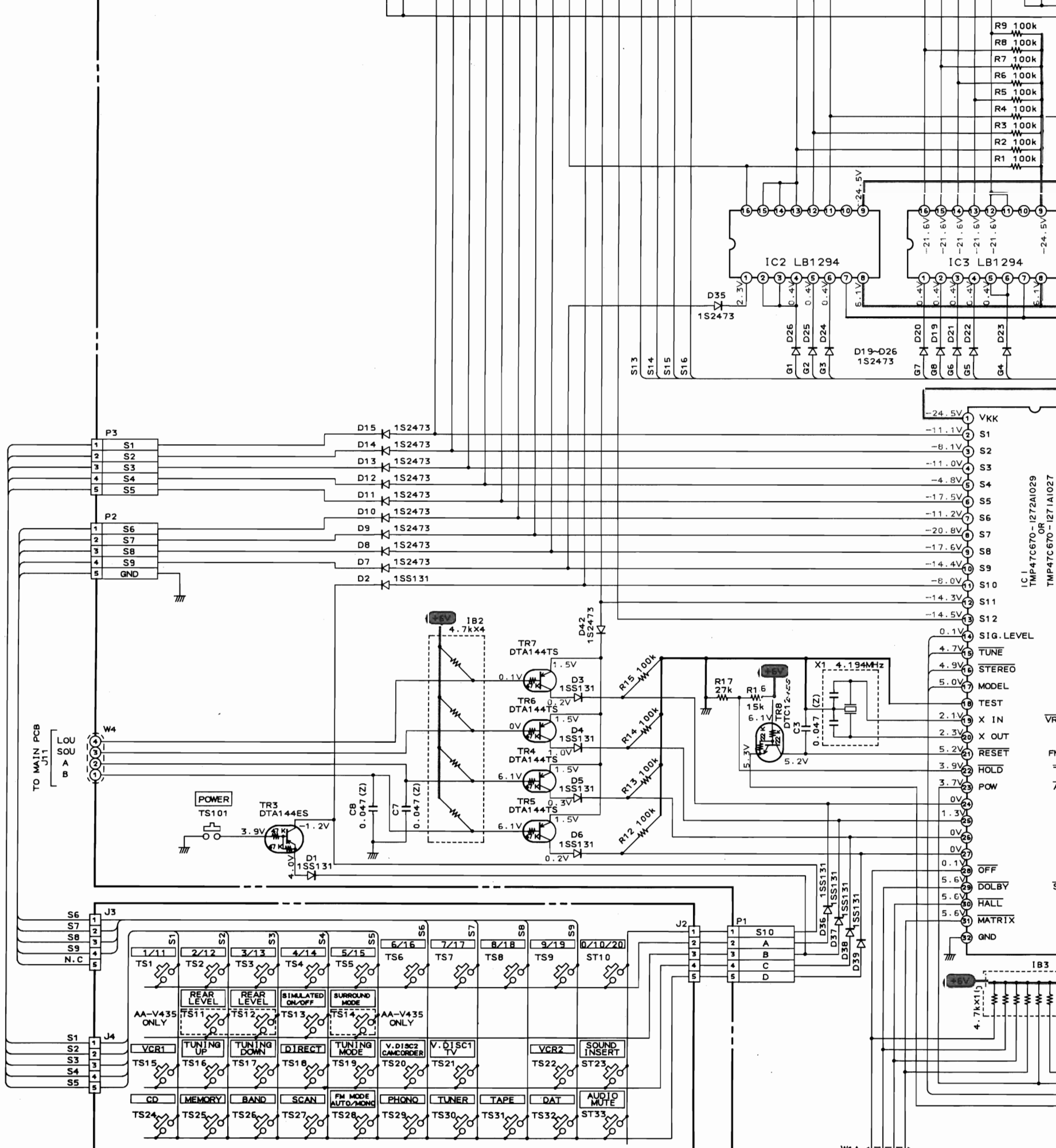
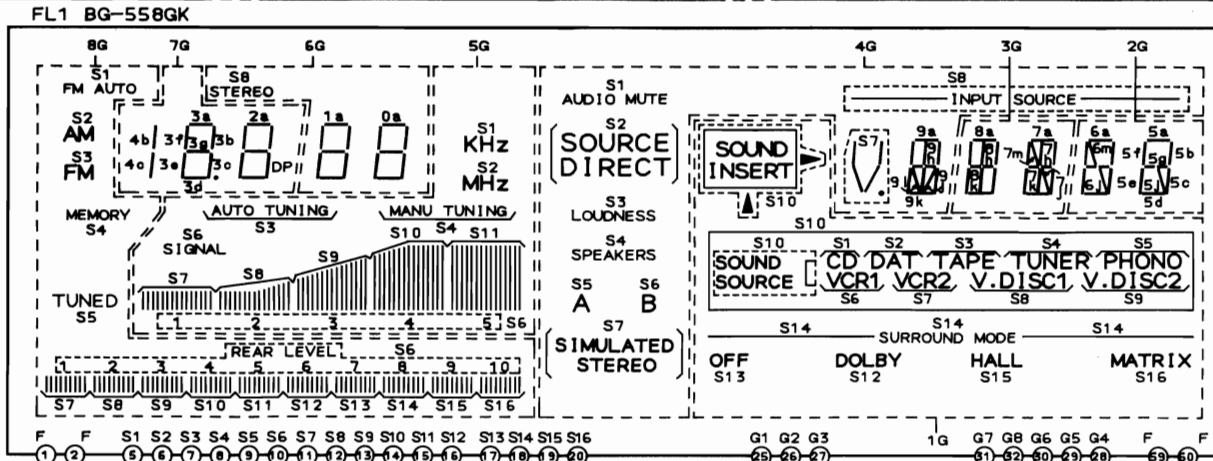
TO POWER SUPPLY
PCB J501

TO POWER SUPPLY
PCB J502

WARNING: Δ INDICATES SAFETY CRITICAL COMPONENTS FOR CONTINUED SAFETY. REPLACE SAFETY CRITICAL COMPONENTS ONLY WITH MANUFACTURER'S RECOMMENDED PARTS

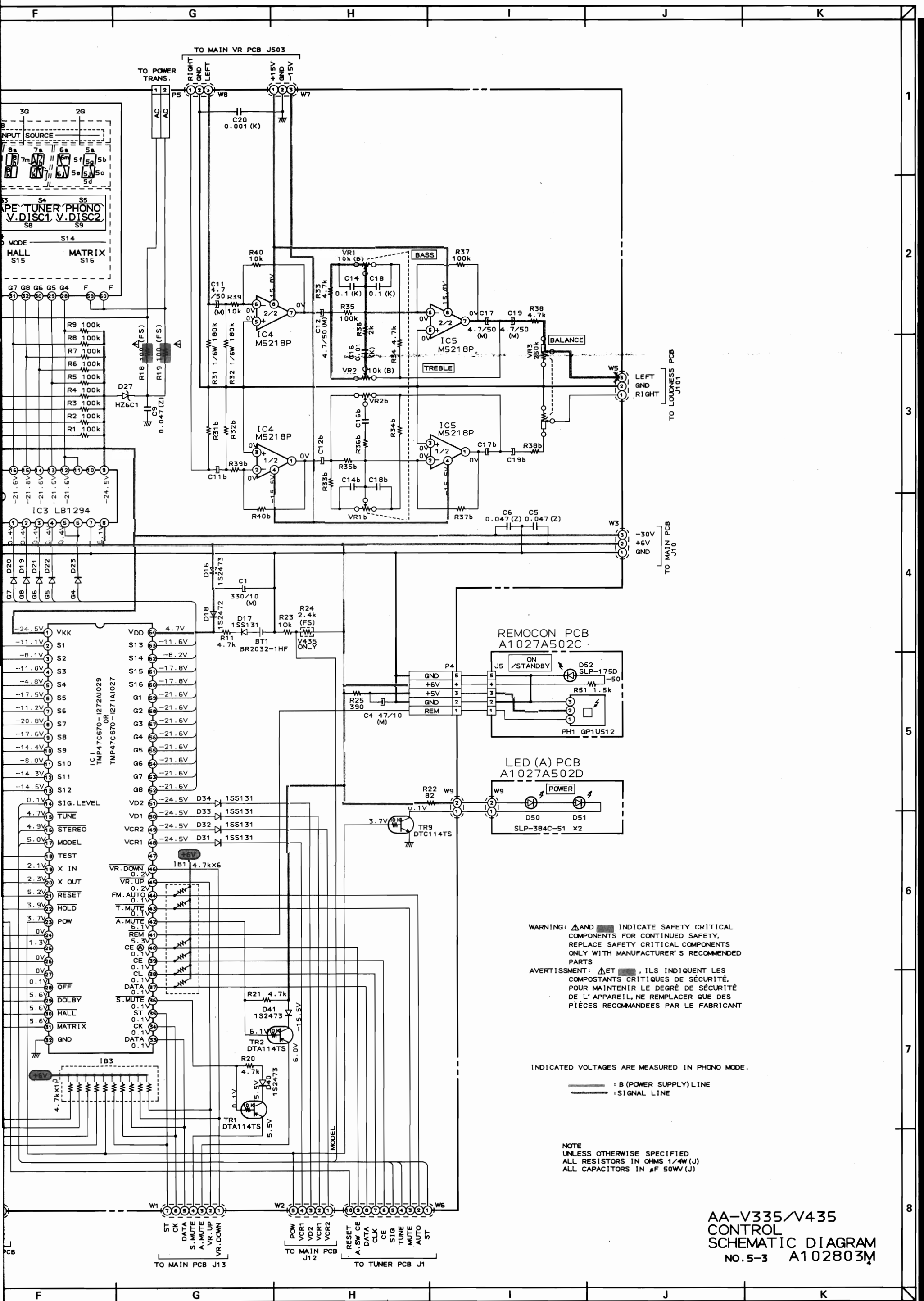
AVERTISSEMENT: Δ IL INDIQUE LES COMPOSANTS CRITIQUES DE SÉCURITÉ. POUR MAINTENIR LE DEGRÉ DE SÉCURITÉ DE L'APPAREIL, NE REMPLACER QUE DES PIÈCES RECOMMANDÉES PAR LE FABRICANT

CONTROL PCB A1027A502A



TACT SW PCB A1027A502B





WARNING: Δ AND \blacksquare INDICATE SAFETY CRITICAL COMPONENTS FOR CONTINUED SAFETY, REPLACE SAFETY CRITICAL COMPONENTS ONLY WITH MANUFACTURER'S RECOMMENDED PARTS

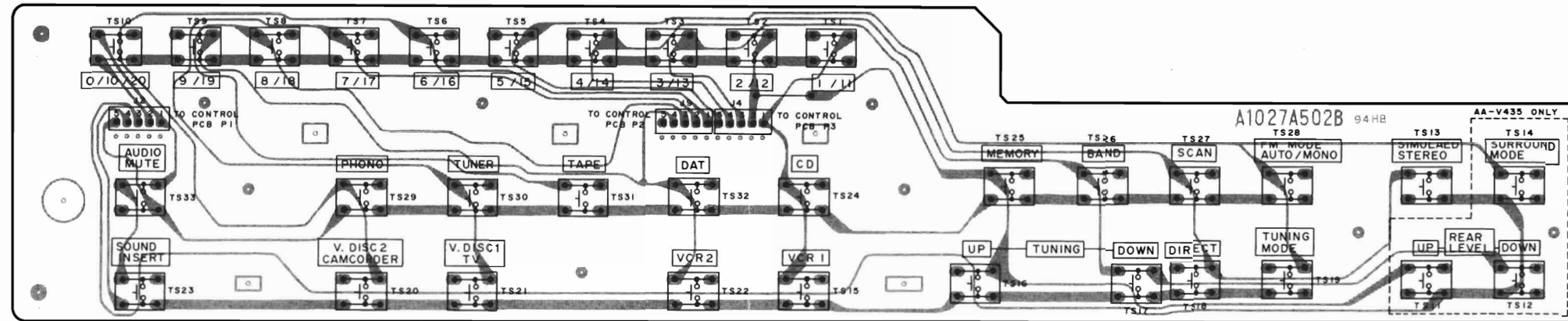
AVERTISSEMENT: Δ ET \blacksquare ILS INDIQUENT LES COMPOSANTS CRITIQUES DE SÉCURITÉ, POUR MAINTENIR LE DEGRÉ DE SÉCURITÉ DE L'APPAREIL, NE REMPLACER QUE DES PIÈCES RECOMMANDÉES PAR LE FABRICANT

INDICATED VOLTAGES ARE MEASURED IN PHONO MODE.

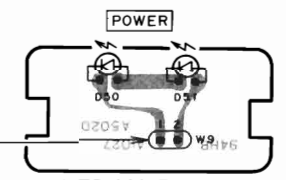
— : B (POWER SUPPLY) LINE
 — : SIGNAL LINE

NOTE
 UNLESS OTHERWISE SPECIFIED,
 ALL RESISTORS IN OHMS 1/4W (J)
 ALL CAPACITORS IN μ F 50WV (J)

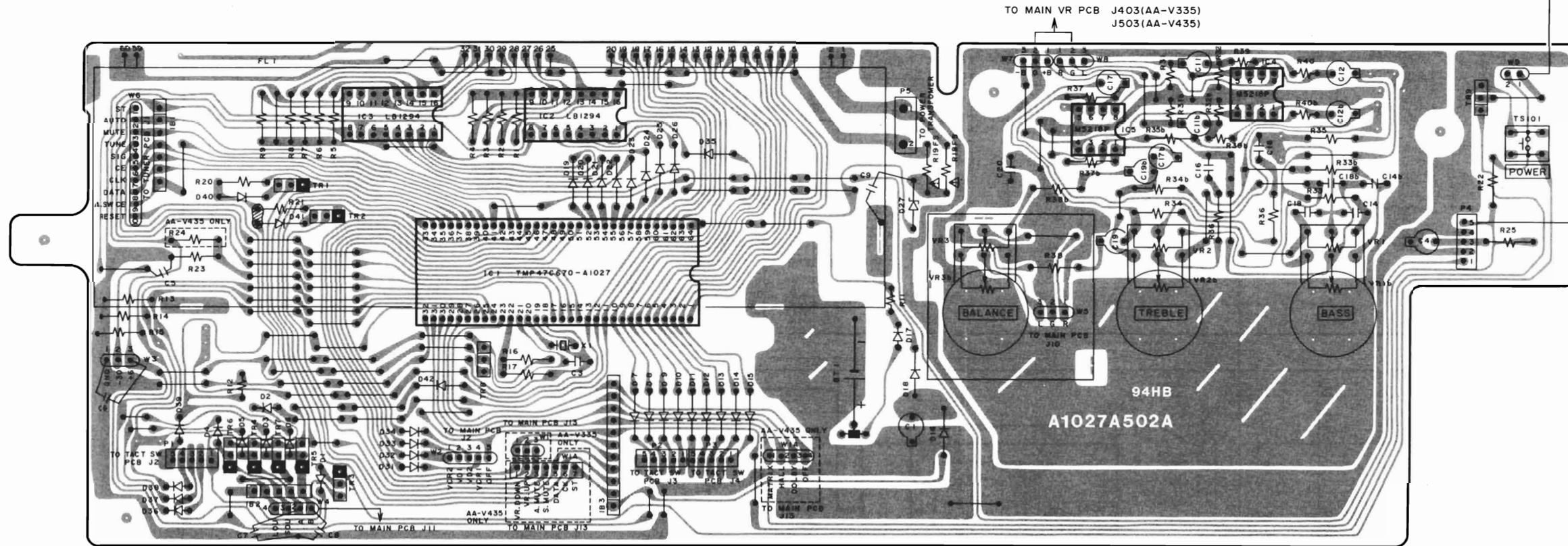
AA-V335/V435
 CONTROL
 SCHEMATIC DIAGRAM
 NO. 5-3 A102803M



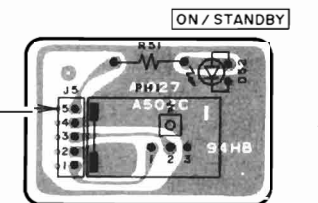
TACT SW PCB A1027A502B



LED (A) PCB V1027A502D

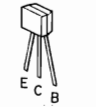


CONTROL PCB A1027A502A



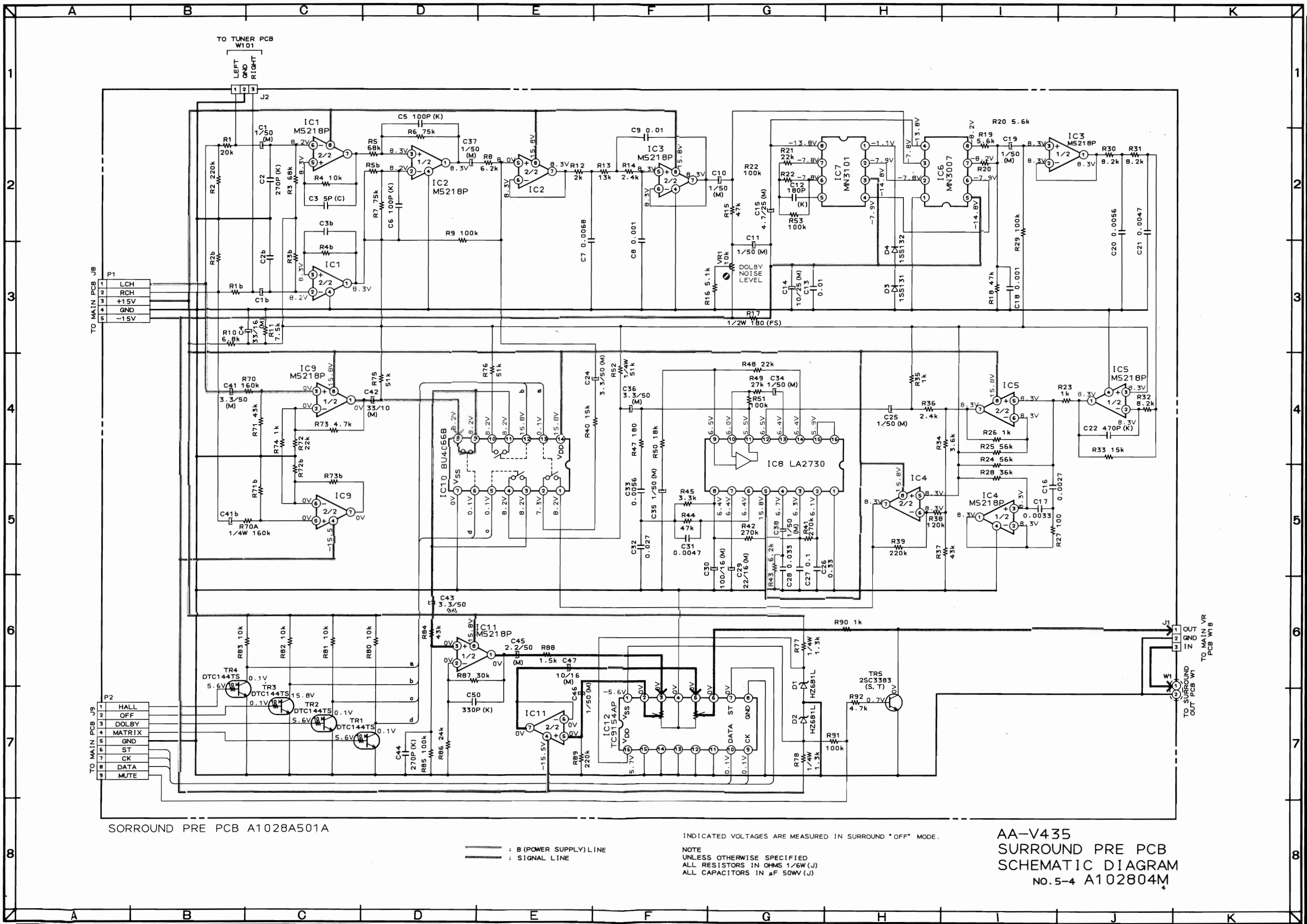
REMOTE CONTROL PCB A1027A502C

PNP TRANSISTOR
 NPN TRANSISTOR



DTA144TS
 DTA144ES
 DTA114TS
 DTC114TS
 DTC124ES

WARNING: INDICATES SAFETY CRITICAL COMPONENTS FOR CONTINUED SAFETY. REPLACE SAFETY CRITICAL COMPONENTS ONLY WITH MANUFACTURER'S RECOMMENDED PARTS.
 AVERTISSEMENT: INDIQUE LES COMPOSANTS CRITIQUES DE SÉCURITÉ. POUR MAINTENIR LE DEGRÉ DE SÉCURITÉ DE L'APPAREIL, NE REMPLACER QUE DES PIÈCES RECOMMANDÉES PAR LE FABRICANT.

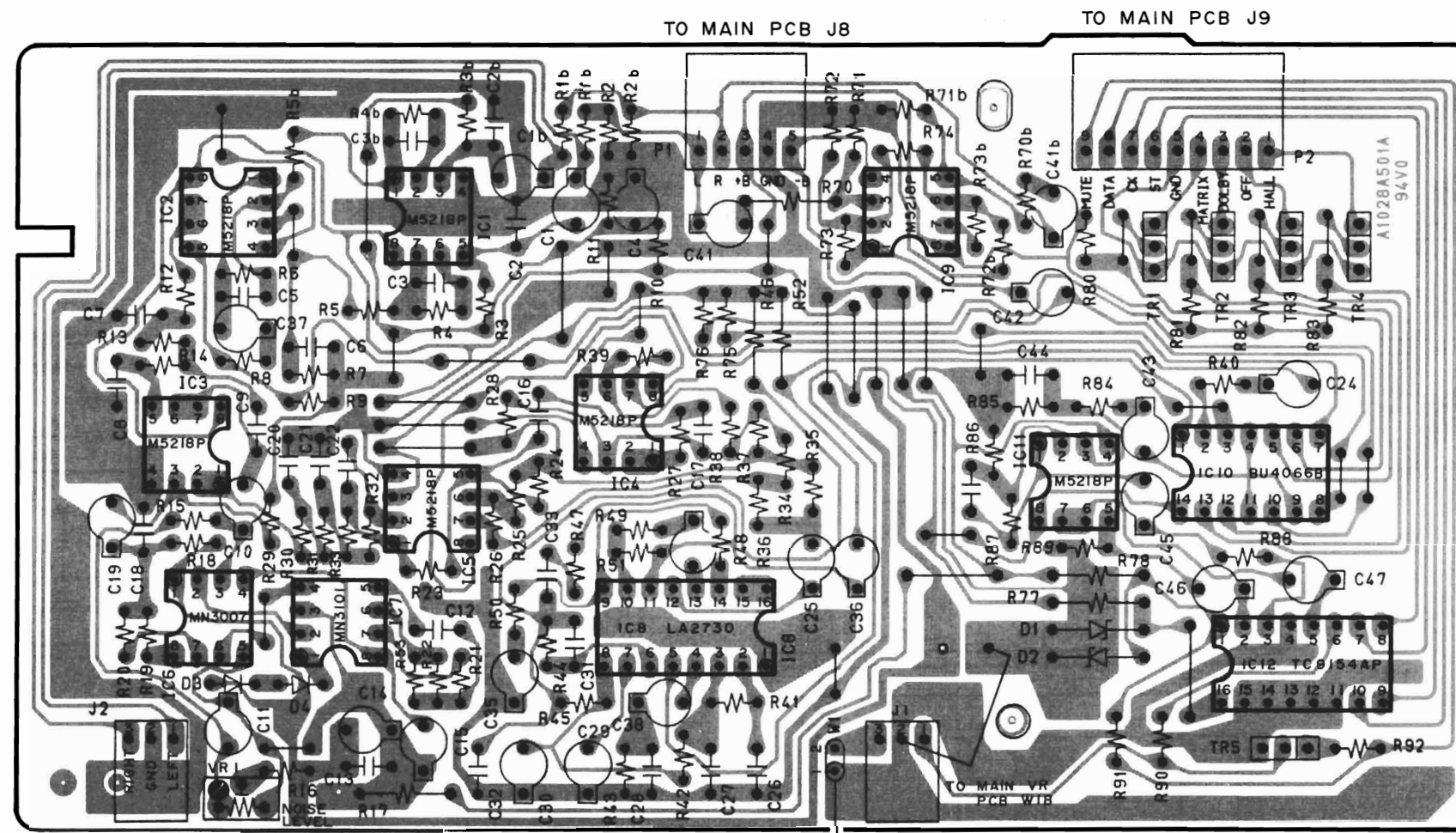


SORROUND PRE PCB A1028A501A

— : B (POWER SUPPLY) LINE
 — : SIGNAL LINE

INDICATED VOLTAGES ARE MEASURED IN SURROUND "OFF" MODE.
 NOTE
 UNLESS OTHERWISE SPECIFIED
 ALL RESISTORS IN OHMS 1/4W(J)
 ALL CAPACITORS IN μF 50W(J)

AA-V435
 SURROUND PRE PCB
 SCHEMATIC DIAGRAM
 NO.5-4 A102804M

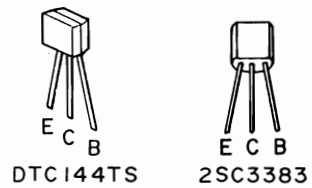


TO TUNER PCB
W101

TO SURROUND OUT
PCB W1

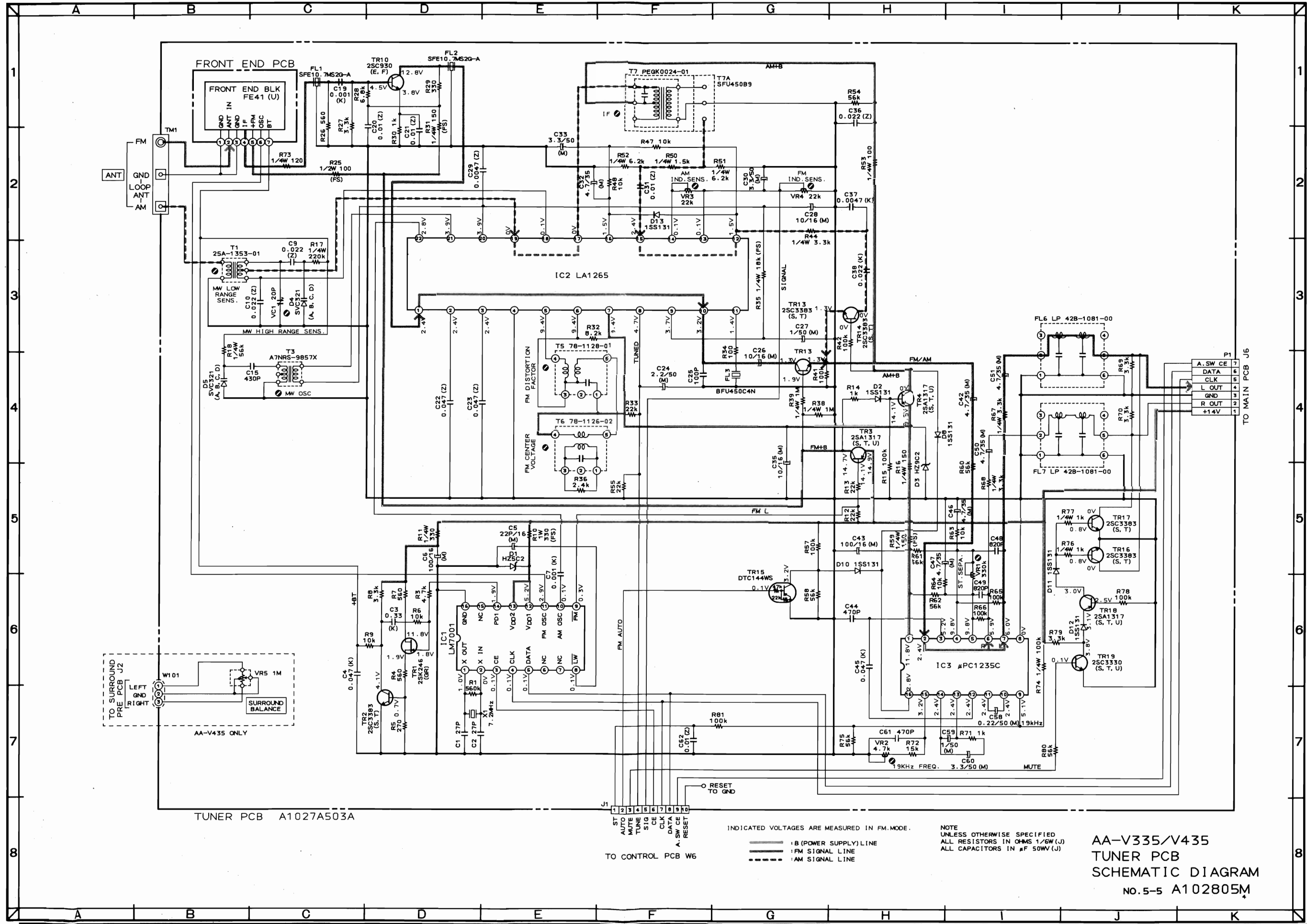
SURROUND PRE PCB
A1028A501A
(MODEL AA-V435 ONLY)

B
●●● NPN TRANSISTOR



WARNING: \triangle INDICATES SAFETY CRITICAL COMPONENTS FOR CONTINUED SAFETY, REPLACE SAFETY CRITICAL COMPONENTS ONLY WITH MANUFACTURER'S RECOMMENDED PARTS

AVERTISSEMENT: \triangle IL INDIQUE LES COMPOSANTS CRITIQUES DE SÉCURITÉ. POUR MAINTENIR LE DEGRÉ DE SÉCURITÉ DE L'APPAREIL, NE REMPLACER QUE DES PIÈCES RECOMMANDÉES PAR LE FABRICANT



TUNER PCB A1027A503A

TO CONTROL PCB W6

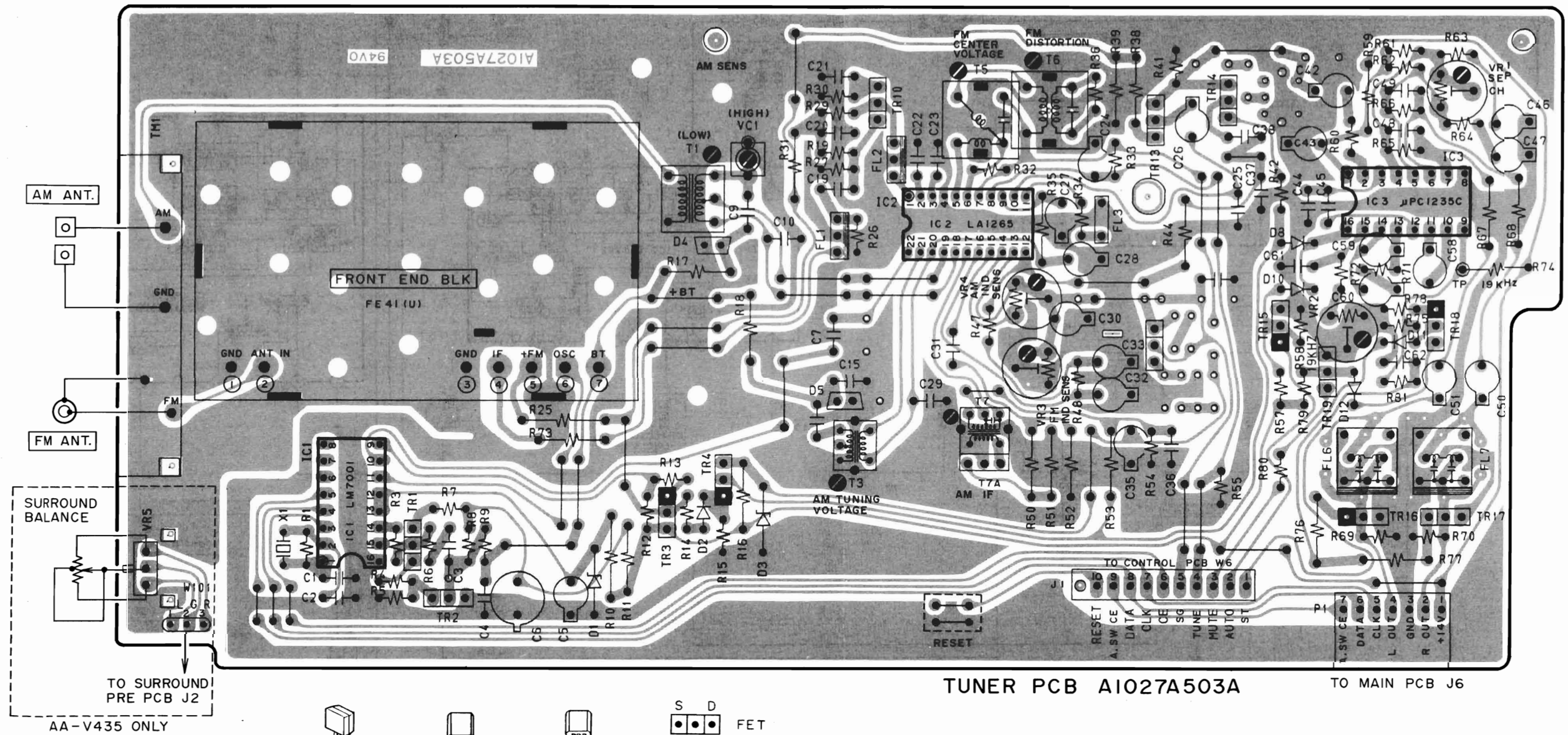
TO MAIN PCB J6

INDICATED VOLTAGES ARE MEASURED IN FM MODE.

- :B (POWER SUPPLY) LINE
- - - :FM SIGNAL LINE
- · - · :AM SIGNAL LINE

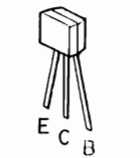
NOTE
UNLESS OTHERWISE SPECIFIED
ALL RESISTORS IN OHMS 1/50W(J)
ALL CAPACITORS IN nF 50WV(J)

AA-V335/V435
TUNER PCB
SCHEMATIC DIAGRAM
NO.5-5 A102805M



TUNER PCB AI027A503A

TO MAIN PCB J6



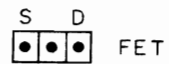
2SA1317
DTC144WS



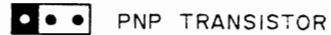
2SC3383



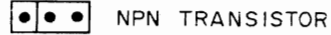
2SK246



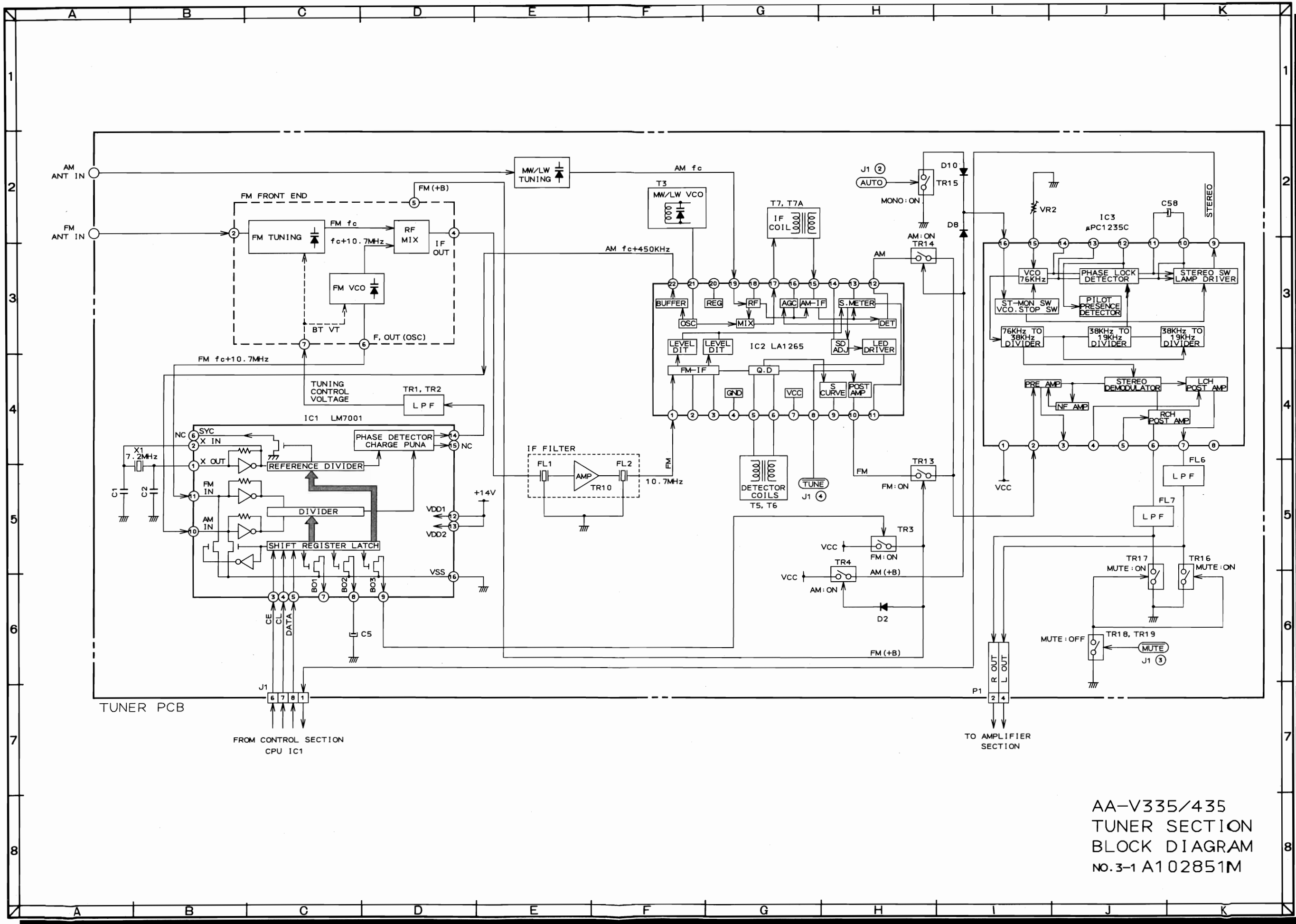
FET



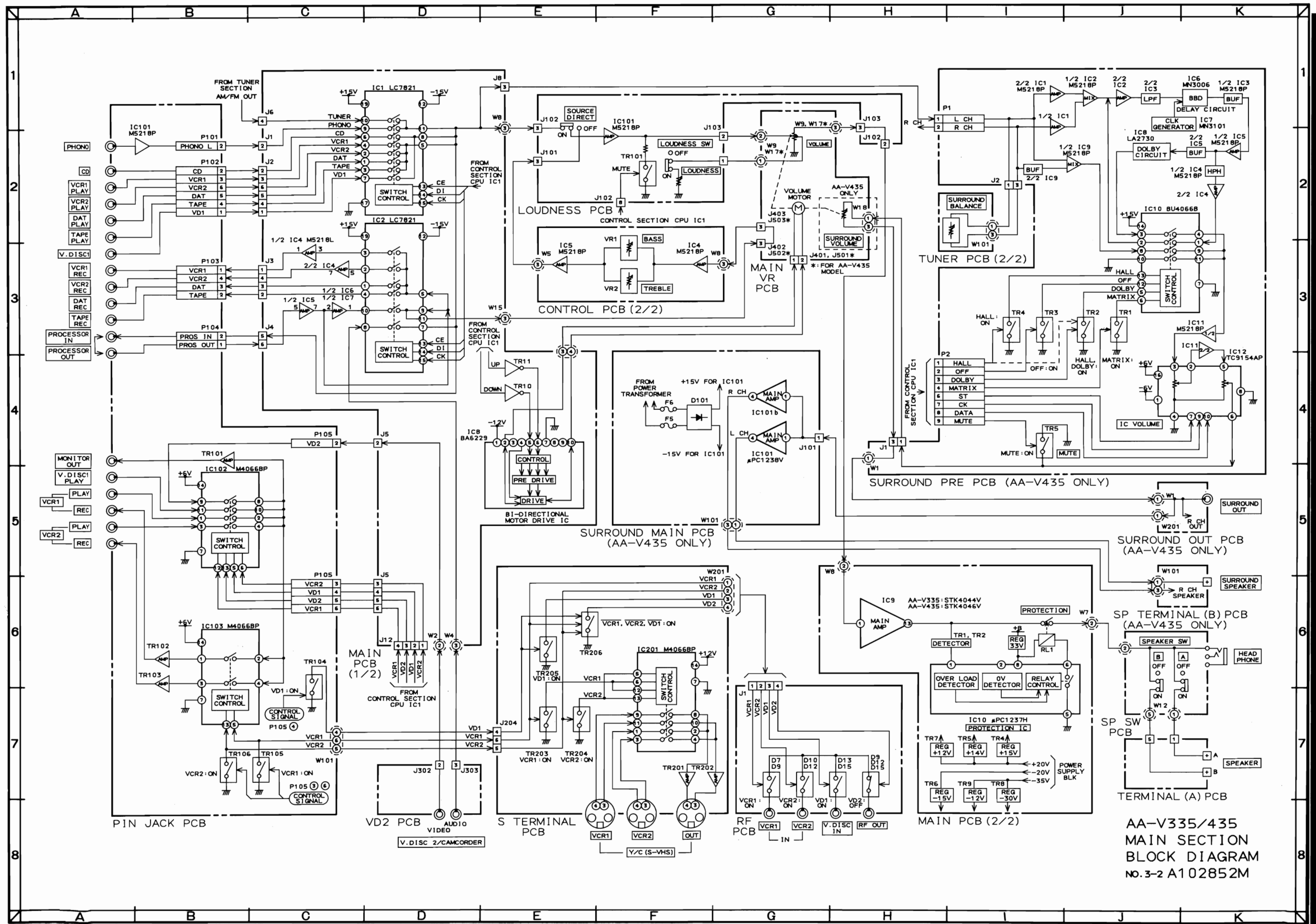
PNP TRANSISTOR



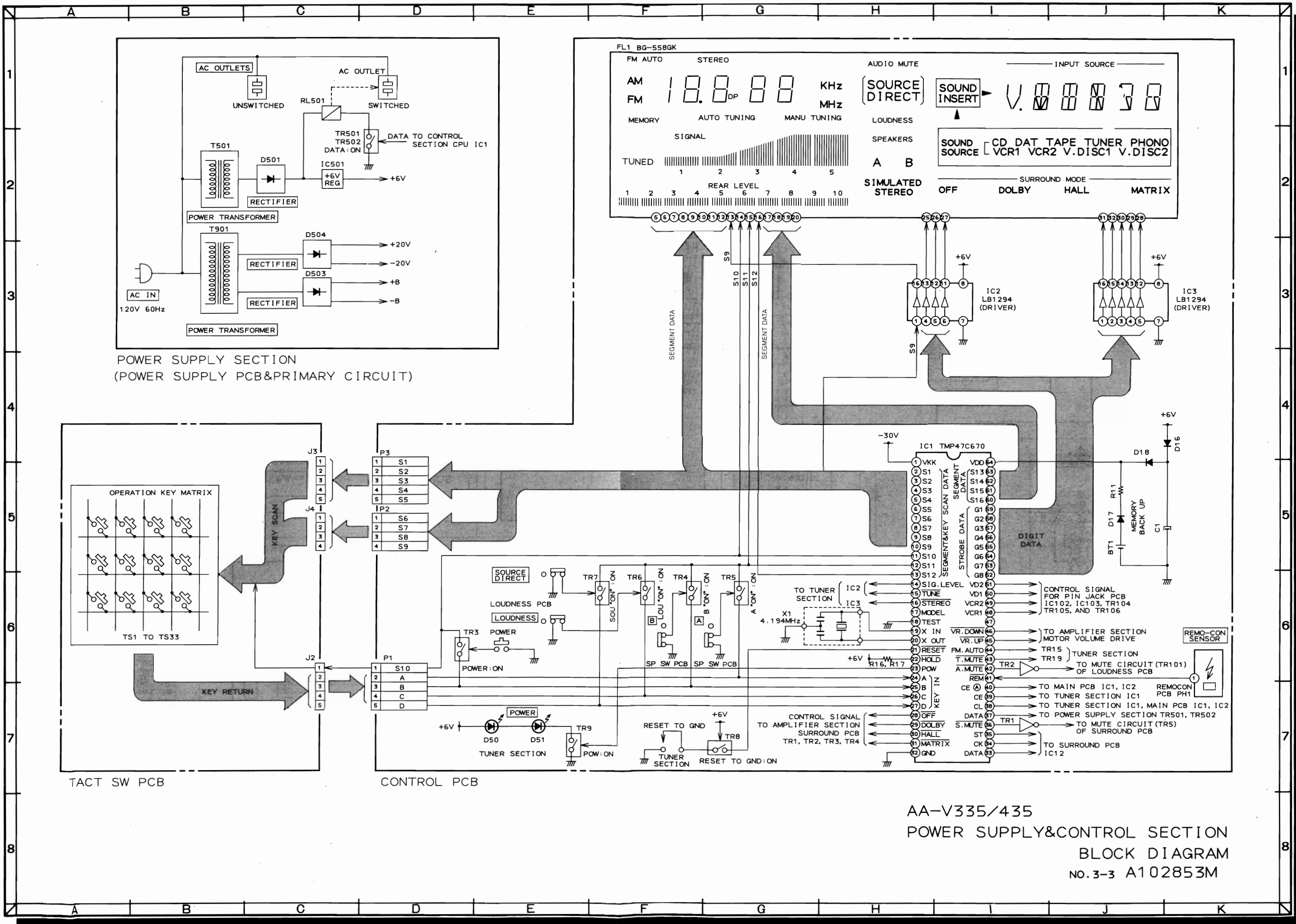
NPN TRANSISTOR



AA-V335/435
 TUNER SECTION
 BLOCK DIAGRAM
 NO. 3-1 A102851M



AA-V335/435
 MAIN SECTION
 BLOCK DIAGRAM
 NO. 3-2 A102852M



POWER SUPPLY SECTION
(POWER SUPPLY PCB & PRIMARY CIRCUIT)

TACT SW PCB

CONTROL PCB

AA-V335/435
POWER SUPPLY & CONTROL SECTION
BLOCK DIAGRAM
NO. 3-3 A102853M