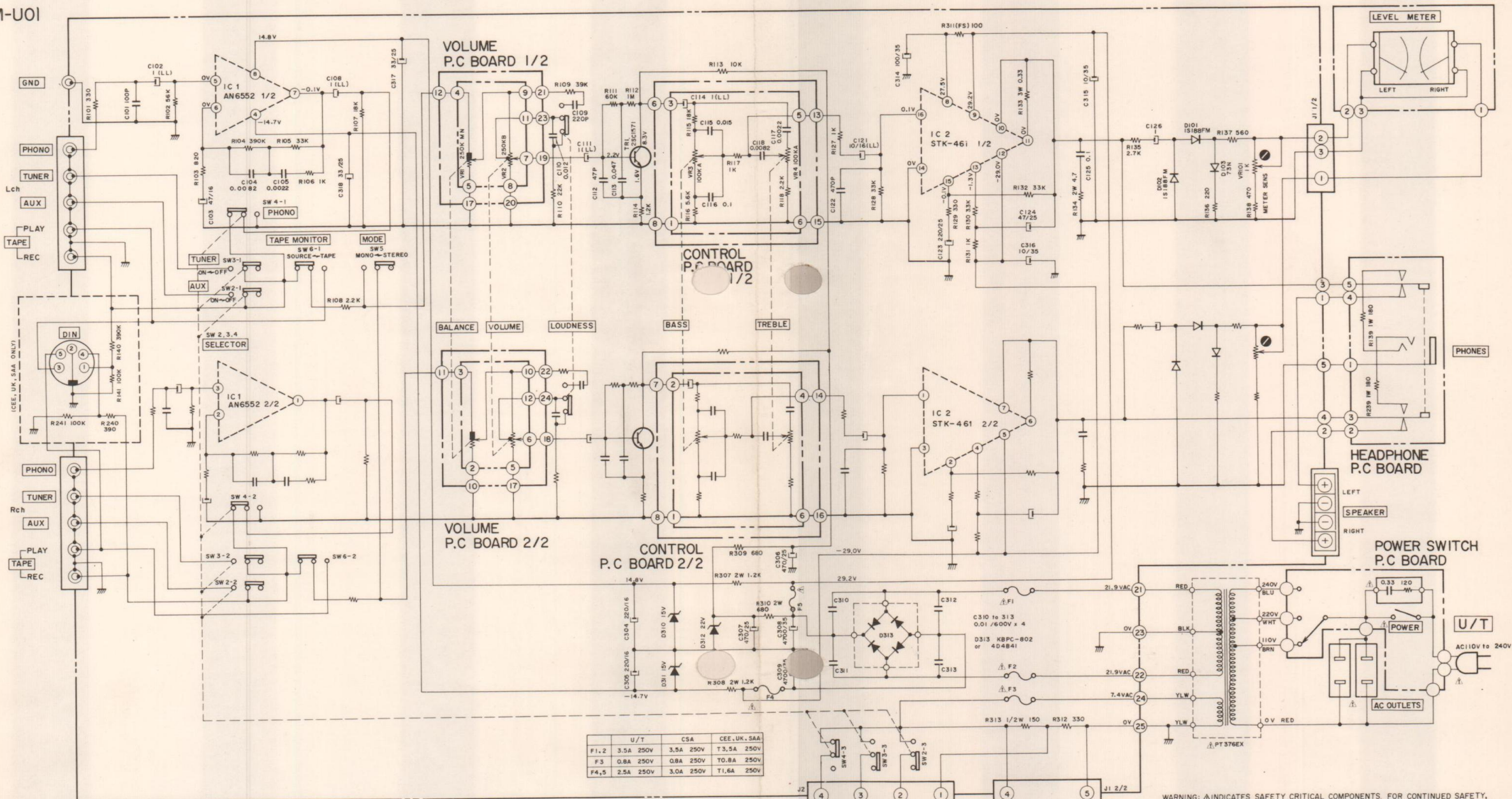


AM-U01

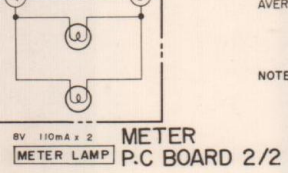
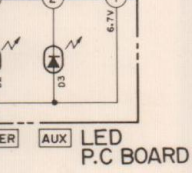
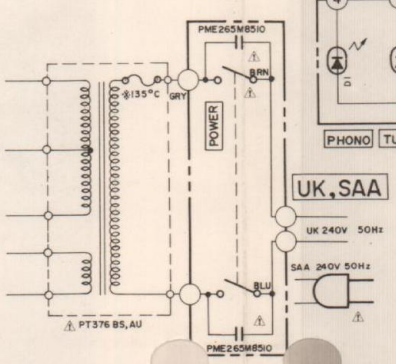
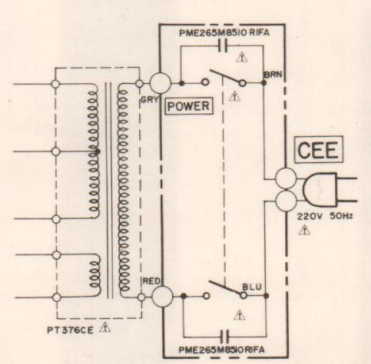
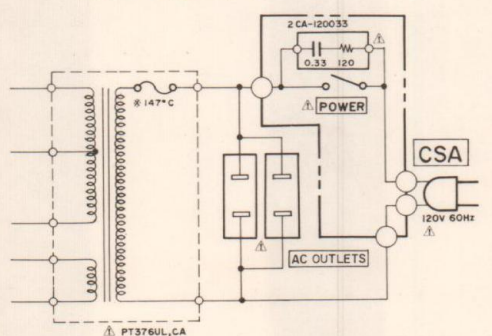
METER P.C BOARD 1/2



	U/T	CSA	CEE, UK, SAA
F1,2	3.5A 250V	3.5A 250V	T.3,5A 250V
F3	0.8A 250V	0.8A 250V	TO.8A 250V
F4,5	2.5A 250V	3.0A 250V	T1.6A 250V

WARNING: Δ INDICATES SAFETY CRITICAL COMPONENTS. FOR CONTINUED SAFETY, REPLACE SAFETY CRITICAL COMPONENTS ONLY WITH MANUFACTURER'S RECOMMENDED PARTS.
 AVERTISSEMENT: Δ IL INDIQUE LES COMPOSANTS CRITIQUES DE SÛRETÉ. POUR MAINTENIR LE DEGRÉ DE SÛRETÉ DE L'APPAREIL, NE REMPLACER LES COMPOSANTS DONT LE FONCTIONNEMENT EST CRITIQUE POUR LA SÛRETÉ QUE PAR DES PIÈCES RECOMMANDÉES PAR LE FABRICANT.

NOTE
 UNLESS OTHERWISE SPECIFIED
 ALL RESISTORS IN OHMS 1/4W (J)
 ALL CAPACITORS IN μF 50V (J)
 (LL) = LOW LEAKAGE CAPACITORS
 *THERMAL PROTECTOR INCLUDED IN THE POWER TRANSFORMER
 POWER TRANSFORMER IS DIFFERENT ACCORDING TO AREA



AM-U01
 SCHMATIC DIAGRAM
 No. 1600244A