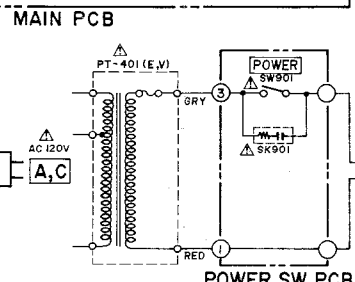
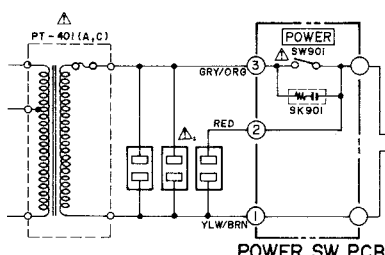
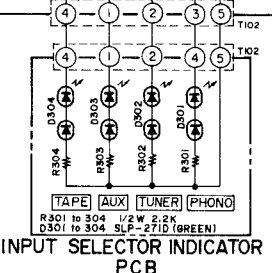
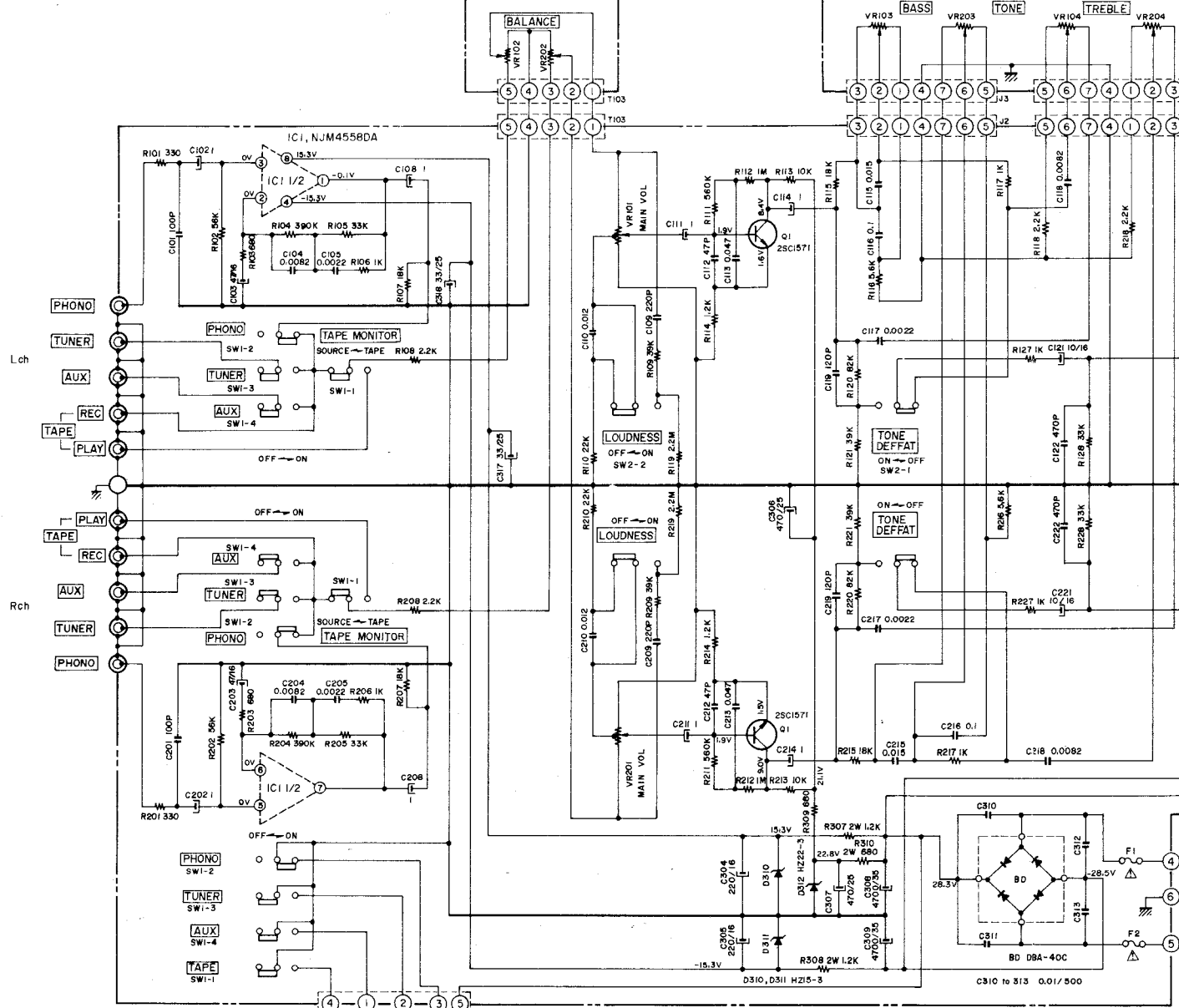


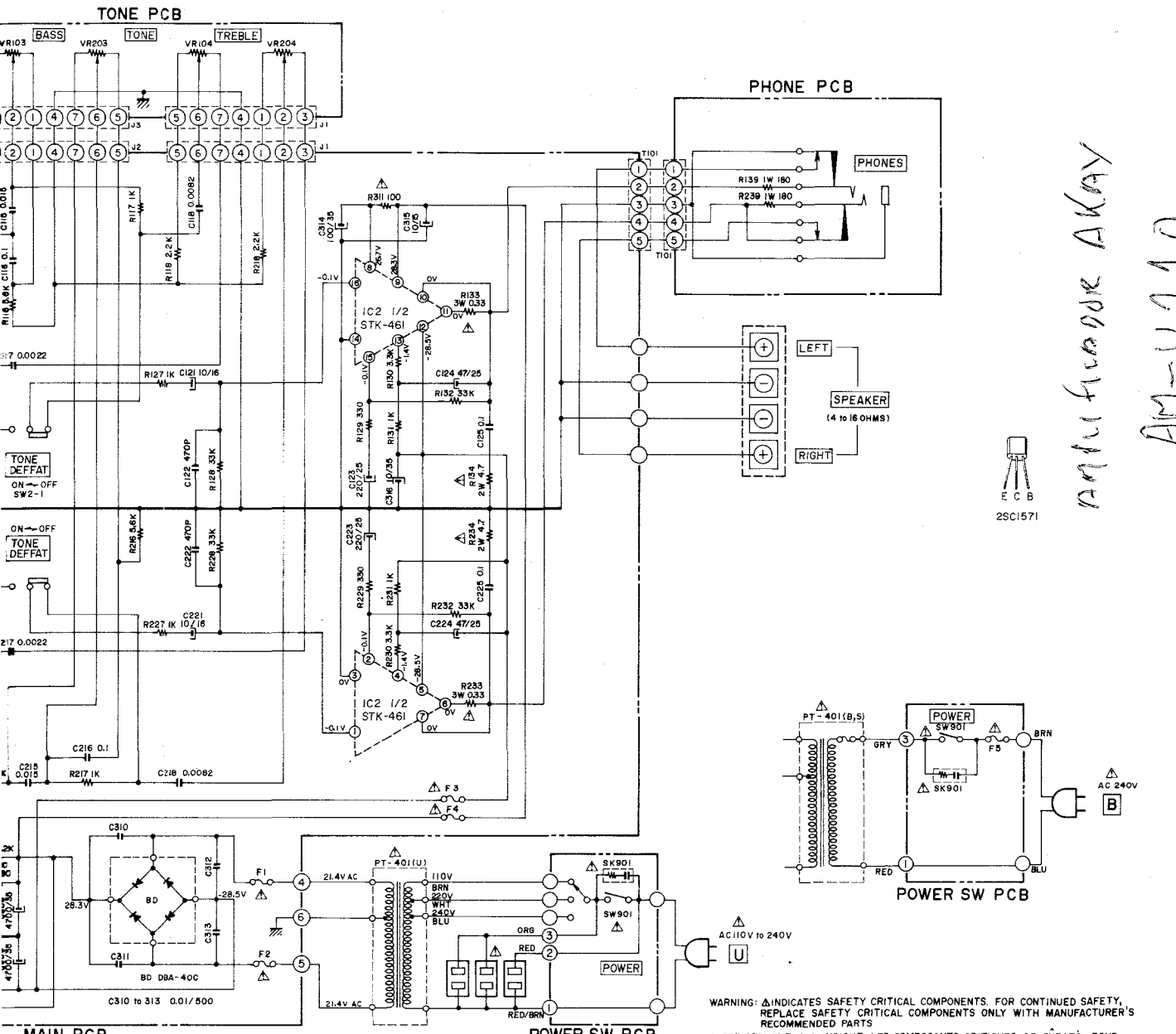
BALANCE PCB

TONE PCB



	A, C	E, V, 5
F 1, 2	3.5A 125V	T3.15A 250V T3
F 3, 4	3A 250V	T2A 250V T
F 5		F

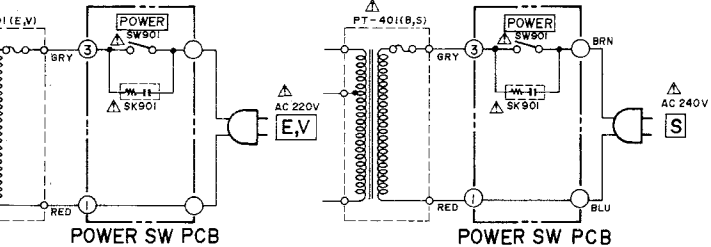
**ELECTRONIA**  
 COMERCIO DE ARTIGOS ELÉTRICOS. LDA  
 Rua da MATRIZ 6 - Tel/Fax (058)941403  
 4990 PONTE DE LIMA



WARNING:  $\Delta$  INDICATES SAFETY CRITICAL COMPONENTS. FOR CONTINUED SAFETY, REPLACE SAFETY CRITICAL COMPONENTS ONLY WITH MANUFACTURER'S RECOMMENDED PARTS

AVERTISSEMENT:  $\Delta$  IL INDIQUE LES COMPOSANTS CRITIQUES DE SÛRETÉ. POUR MAINTENIR LE DEGRÉ DE SECURITE DE L'APPAREIL NE REMPLACER LES COMPOSANTS DONT LE FONCTIONNEMENT EST CRITIQUE POUR LA SECURITE QUE PAR DES PIÉCES RECOMMENDÉES PAR LE FABRICANT

NOTE  
UNLESS OTHERWISE SPECIFIED  
ALL RESISTORS IN OHMS 1/4W(J)  
ALL CAPACITORS IN  $\mu$ F 50WV(J)  
POWER TRANSFORMER IS DIFFERENT ACCORDING TO AREA



	A, C	E, V, S	B	U
F1, 2	3.5A 125V	T3J5A 250V	T3J5A 250V	3.5A 250V
F3, 4	3A 250V	T2A 250V	T2A 250V	2.5A 250V
F5		F630mA 250V		

CRISPIM GONÇALVES ARAÚJO



= REPARAÇÕES =  
Rua da Abadia, 12-1.º  
— TELEF. 942631 —

AM-U110  
SCHEMATIC DIAGRAM  
No. 1622438A