

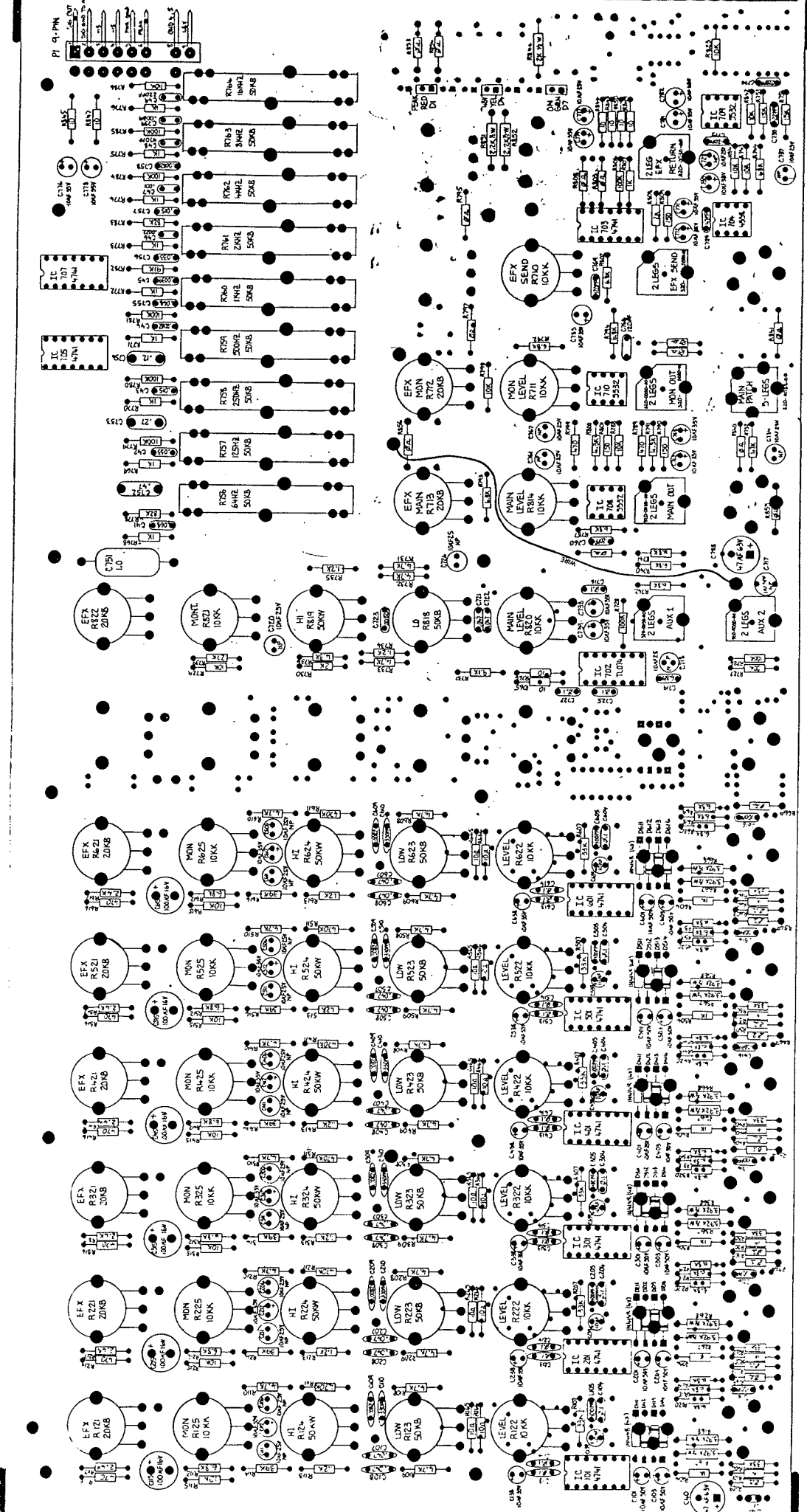
7/250 & 7/300

Schematic

B I A M P[®]

S Y S T E M S

10074 SW Arctic Drive Beaverton, OR 97005 503-641-7287



NOTES:
1. ALL DIODES MOUNTED ON REAR OF PCB.

CUSTOMER: BIRPP

TITLE: 7 CHANNEL MIXER

JOB NO.: 05712

PRJ. NO.:

DATE: 3-5-86

ENGINEER: RICK DOERSCH

DESIGNER: JEFF REED

LAYER:

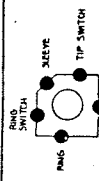
REV:

~~INTERGRAPHICS, INC.
KIRKLAND, WA 98033
PORTLAND, OR 97208
(503) 684-3142~~

360-0152-02

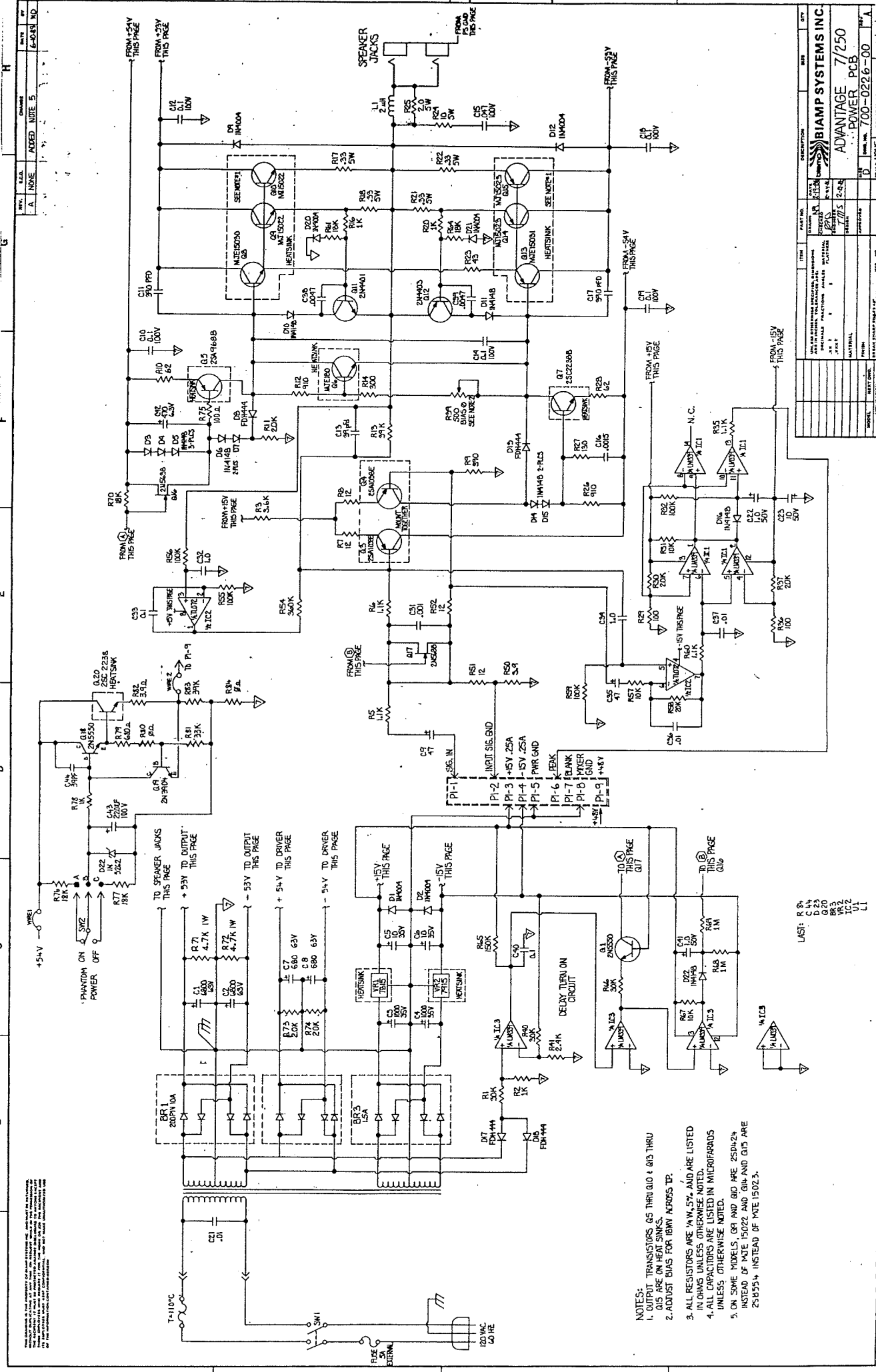
5-8-88

TIP JELM



REV	DATE	BY	CHKD

blamp BIAMP SYSTEMS
ADVANTAGE 7/250
FRONT PCB LUMP LAYOUT
701-0228-00



REV.	DATE	BY	CHKD.	APP.
A	NOV 5			

CHANGE
 A NOTE ADDED NOTE 5
 6-04-81 JD

H

G

F

E

D

C

B

A

U

V

W

X

Y

Z

AA

AB

AC

- NOTES:
1. OUTPUT TRANSISTORS Q3 THRU Q10 & Q13 THRU Q15 ARE ON HEAT SINKS.
 2. ADJUST BIAS FOR 60W ACROSS TP.
 3. ALL RESISTORS ARE 1% 1/4W, 5% AND ARE LISTED IN OHMS UNLESS OTHERWISE NOTED.
 4. ALL CAPACITORS ARE LISTED IN MICROFARADS UNLESS OTHERWISE NOTED.
 5. ON SOME MODELS, Q8 AND Q10 ARE 250M24 INSTEAD OF M3E 15022 AND Q14 AND Q15 ARE 250M554 INSTEAD OF M3E 15023.

- LAST: R 84
 C 44
 D 23
 B 20
 R 20
 VR 2
 IC 2
 L 1

REV.	DATE	BY	CHKD.	APP.
A	NOV 5			

BIAMP SYSTEMS INC.

ADVANTAGE 7/250

POWER PCB

700-0226-00

7/250

7/250

7/250

7/250

7/250

7/250

7/250

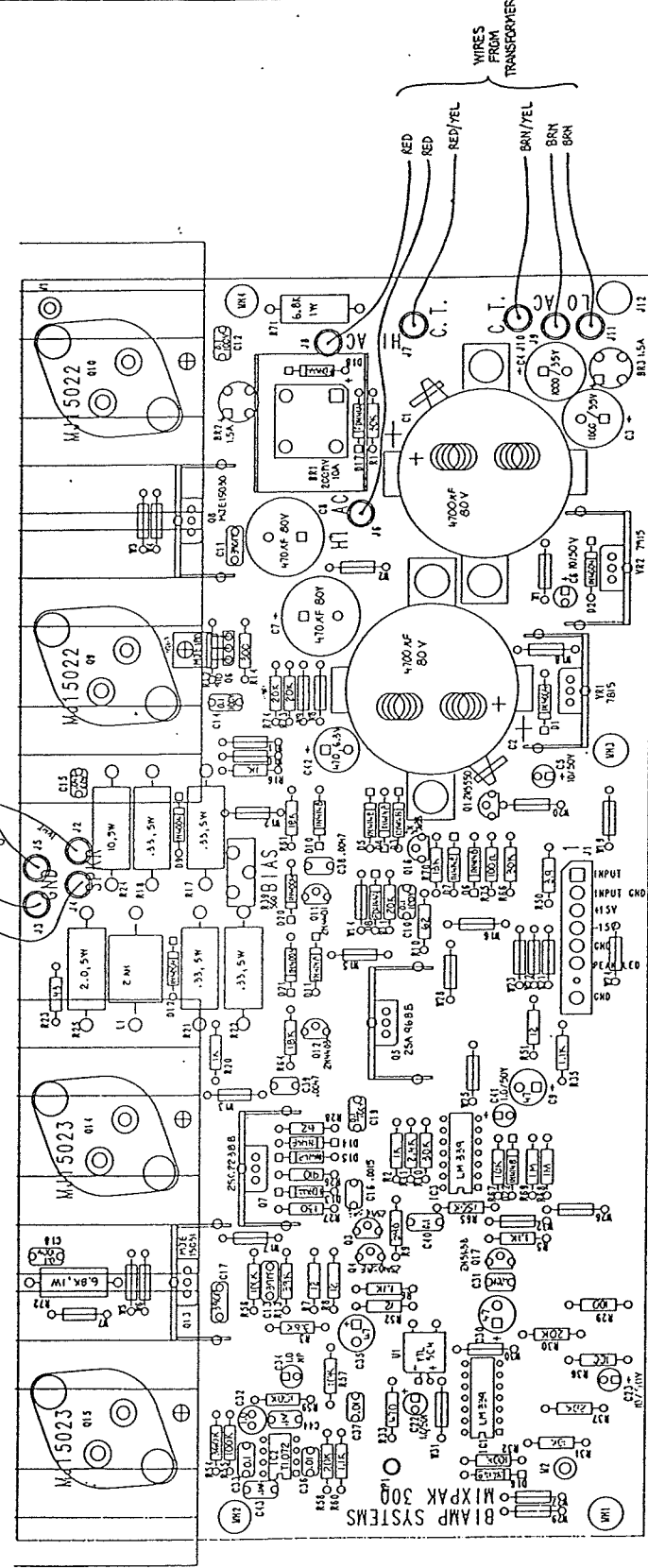
7/250

7/250

7/250

REV.	DATE	BY
A	08-10-80	SWARTZ, D.L. & DE

BIAMP SYSTEMS
10074 SW ARCTIC DRIVE
BEAVERTON, OR 97005



BIAMP SYSTEMS
10074 SW ARCTIC DRIVE
BEAVERTON, OR 97005

BIAMP SYSTEMS
MIXPAX 300 REAR POWER PCB
380-0300-00

NOTES:
COMPONENTS SHOWN (W...) ARE RES. B.A.

REV.	DATE	BY
A	08-10-80	SWARTZ, D.L. & DE

REV.	DATE	BY
A	08-10-80	SWARTZ, D.L. & DE

REV.	DATE	BY
A	08-10-80	SWARTZ, D.L. & DE

REV.	DATE	BY
A	08-10-80	SWARTZ, D.L. & DE

REV.	DATE	BY
A	08-10-80	SWARTZ, D.L. & DE

REV.	DATE	BY
A	08-10-80	SWARTZ, D.L. & DE