


Bang & Olufsen

Beogram 9000

Type 5961, 5963, 5964, 5965

BEOGRAM 4500

Type 5951-5953-5954-5955



BEOGRAM 3000

Type 5901-5903-5904-5905

BEOGRAM 5005

Type 5921-5923-5924-5925

TX 2

Type 5911-5913

BEOGRAM 3300

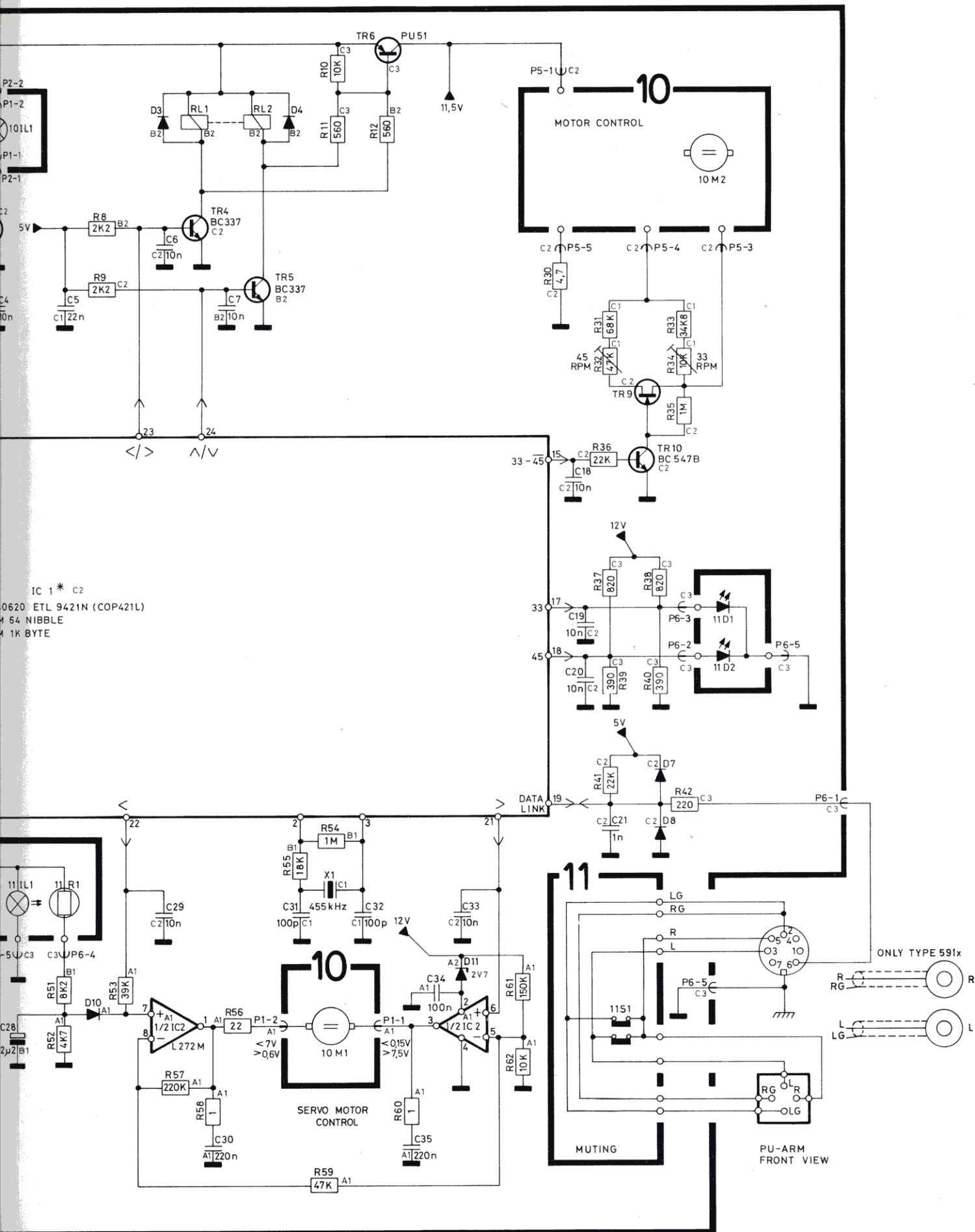
Type 5931, 5933, 5934, 5935

BEOGRAM 5500

Type 5941, 5943, 5944, 5945

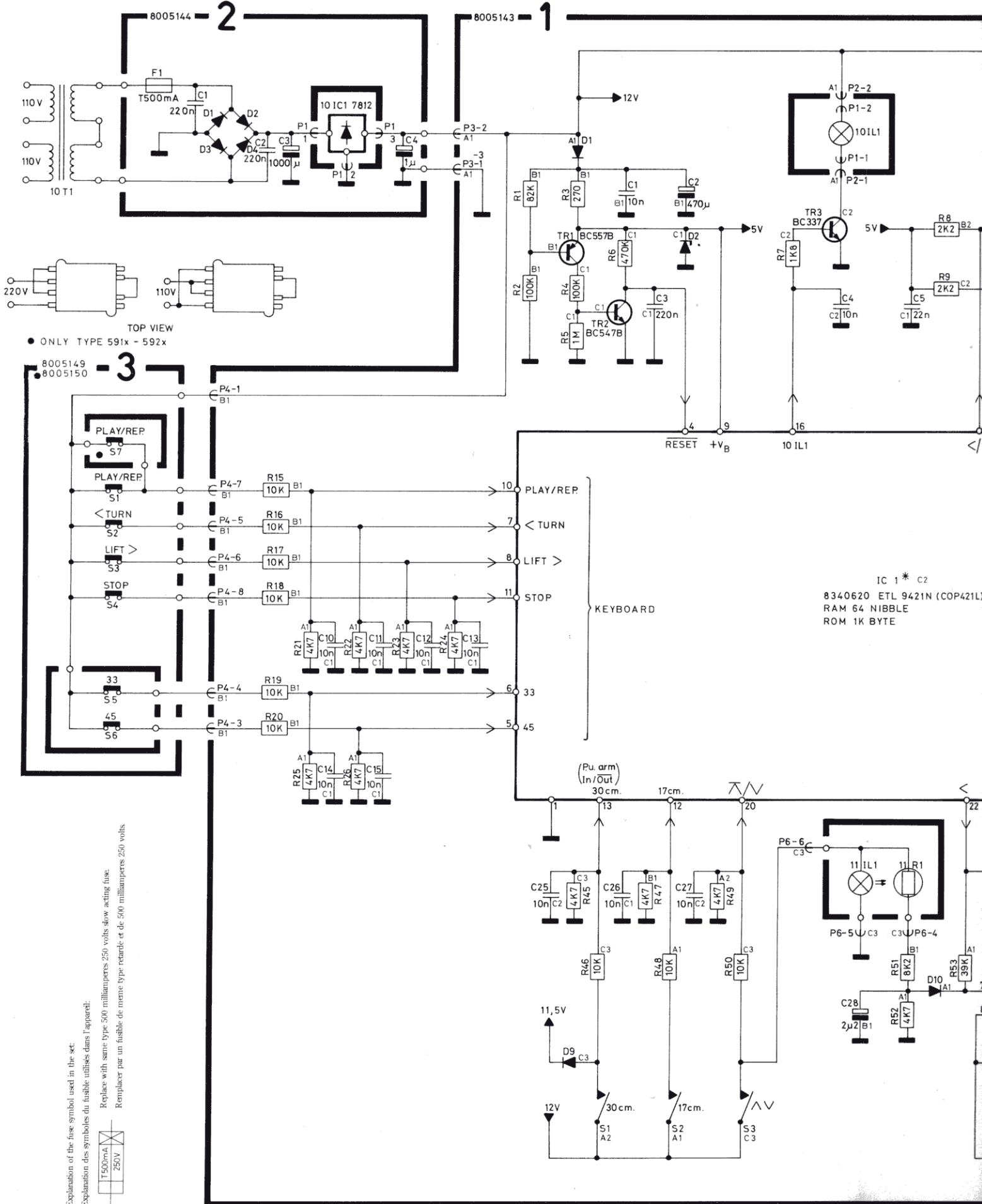
SERVICEMANLEITUNG
MANUEL d'ENTRETIEN





DIAGRAM

TYPE 5903 - 5913 - 5923 PCB2 = 8005154



IC 1 * C2
8340620 ETL 9421N (COP421L)
RAM 64 NIBBLE
ROM 1K BYTE

Explanation of the fuse symbol used in the set:
Expliquer les symboles du fusible utilisés dans l'appareil:

Replace with same type 500 milliamperes 250 volts slow acting fuse.
Remplacer par un fusible de même type retardé et de 500 milliamperes 250 volts

