


ufsen



Beogram RX-2

Type 5831 - 5833 - 5835

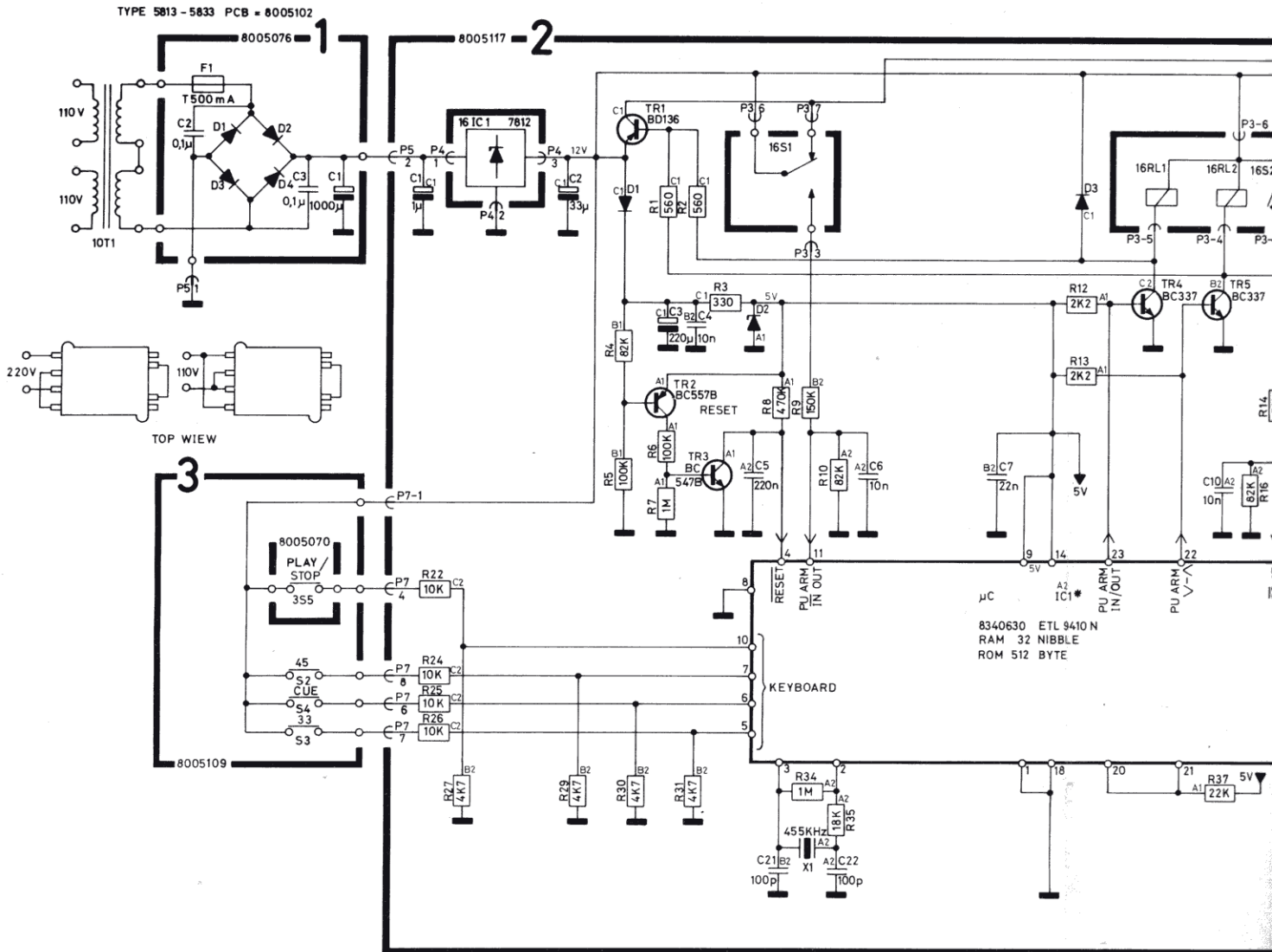
Supplement for

Beogram 1800, 2000, 5000

0608690231

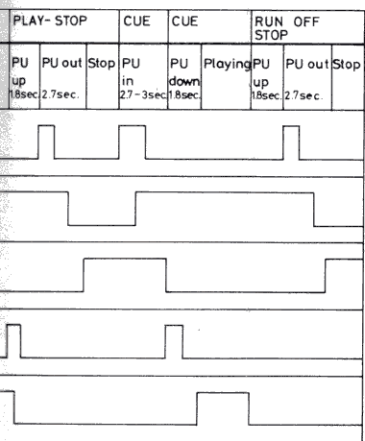
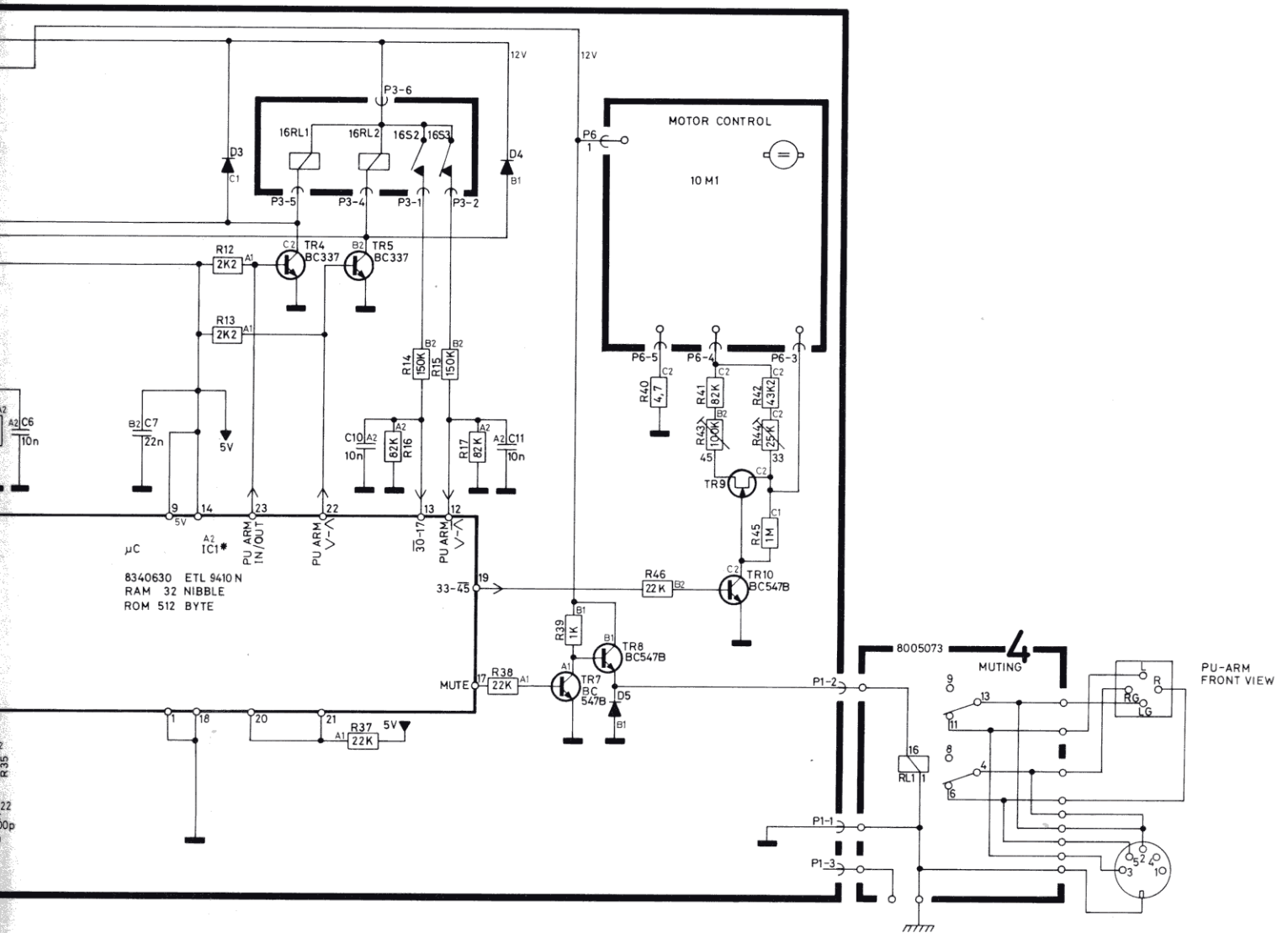
SERVICEANVISNING
SERVICE MANUAL
SERVICE ANLEITUNG

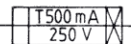




	ACTIVATE	PLAY - STOP		CUE		PLAY - STOP		CUE		RUN OFF STOP		
		17cm record on turntable	PU in 2.7-3sec	PU down 1.8sec	Playing	PU up 1.8sec	Pause	PU down 1.8sec	Playing	PU up 1.8sec	PU out 2.7sec	Stop
PU arm in/out output	PIN 23 (16RL1)	[Timing diagram showing pulses for PU in, PU down, Playing, PU up, Pause, PU down, Playing, PU up, PU out, Stop]										
30/17 cm. input	* PIN 13 (16S2)	[Timing diagram showing a constant low signal]										
PU arm in/out input	PIN 11 (16S1)	[Timing diagram showing pulses for PU in, PU down, Playing, PU up, Pause, PU down, Playing, PU up, PU out, Stop]										
Lift/lower output	PIN 22 (16RL2)	[Timing diagram showing pulses for PU in, PU down, Playing, PU up, Pause, PU down, Playing, PU up, PU out, Stop]										
Lift/lower input	PIN 12 (16S3)	[Timing diagram showing pulses for PU in, PU down, Playing, PU up, Pause, PU down, Playing, PU up, PU out, Stop]										

* PIN 13 is constant low with 30 cm. record



Explanation of the fuse symbols used in the set:
 Replace with same type 500 mA-250 V Slow acting fuse.

GND	1	24	D0
CK0	2	23	D1
CK1	3	22	D2
RESET	4	21	D3
L7	5	20	G3
L6	6	19	G2
L5	7	18	G1
L4	8	17	G0
Vcc	9	16	SK
L3	10	15	S0
L2	11	14	S1
L1	12	13	L0