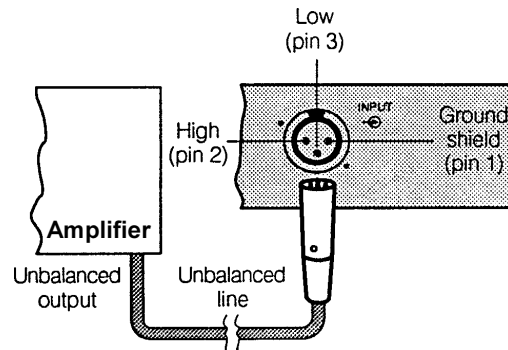
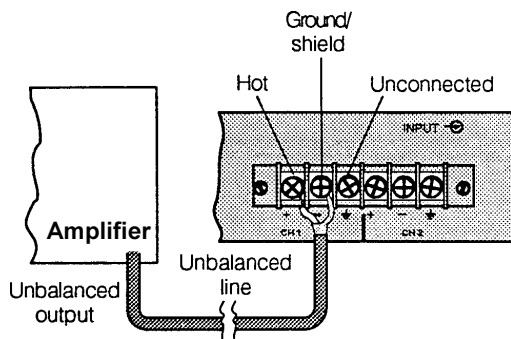


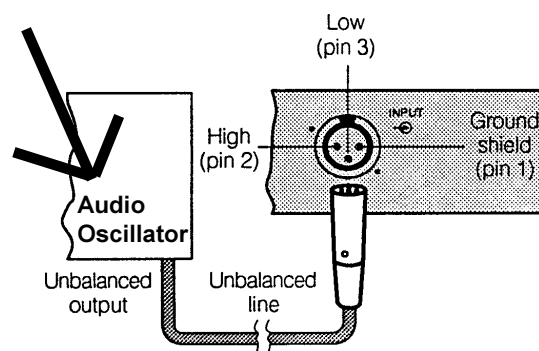
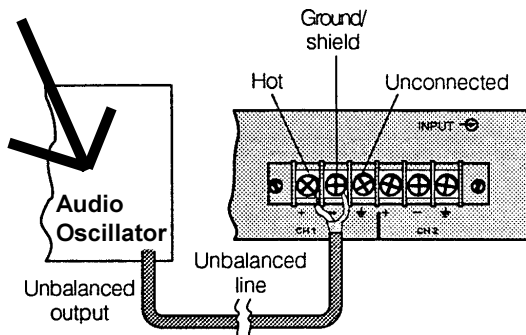
Figure correction in service manuals

The unbalanced connection diagram in the Test Procedures section of the Panaray (502) service manual, P/N 170310, and in the 402/802 II service manual, P/N 174785, is incorrect. **Figure 19 on page 33** of the 502 service manual and **Figure 24 on page 23** in the 402/802 II service manual should be changed as follows (only a partial figure is shown):

FROM:



TO:



The input device was incorrectly identified as an amplifier. It should be a signal generator or audio oscillator.