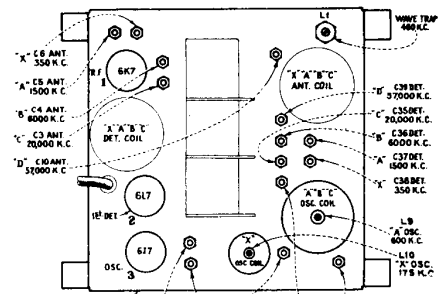
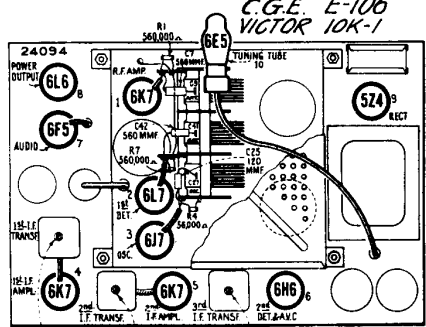
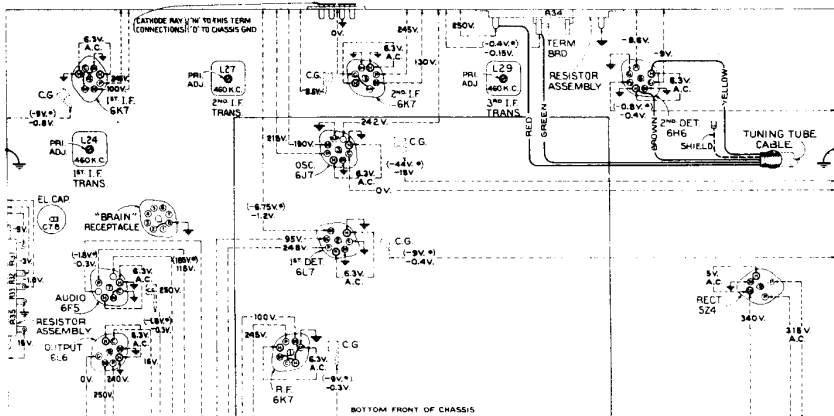


BELOW - TUBE LAYOUT, TRIMMERS, ETC. FOR MODELS -




APPROX. DIMENSIONS IN INCHES - CHASSIS BASE TO TOP OF TRIMMER PLUNGER
ABOVE: TRIMMER CIRCUIT LOCATIONS FOR C.G.E. #106 (VICTOR 10K-1) ON SHEET 17.

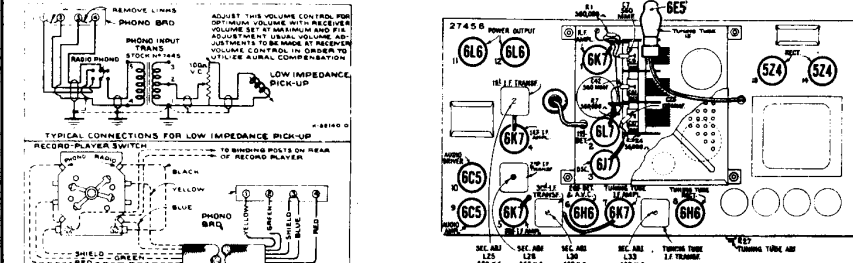
BELOW - SOCKET VOLTAGES, TRIMMER LOCATIONS FOR C.G.E. #106 (VICTOR 10K-1)



SCHEMATIC CIRCUIT ON SHEET - 17.

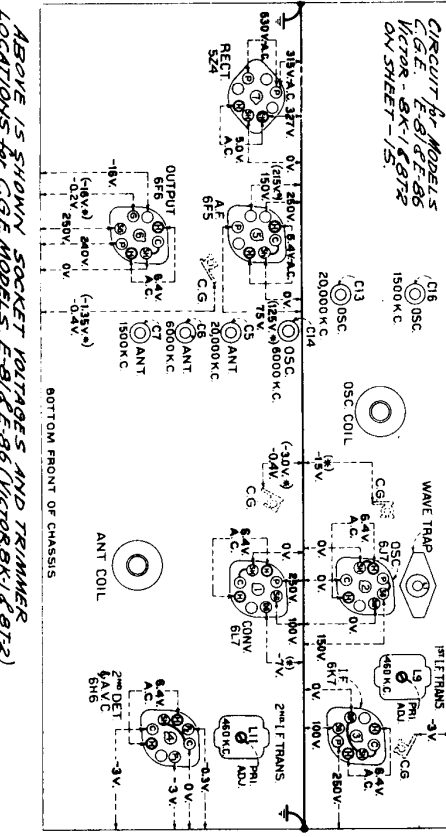


SOCKET VOLTAGES OF C.G.E. #157 (VICTOR 15K-1) ON SHEET 17.

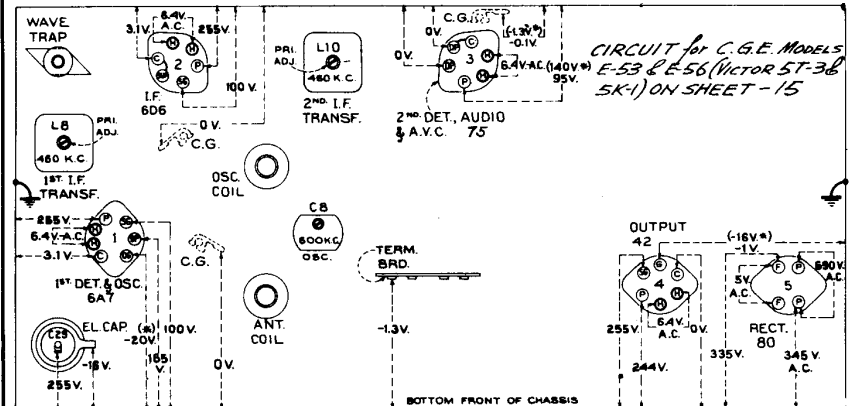


MODEL E-157 (VICTOR 15K-1)

MODELS C.G.E. #157 (VICTOR 15K-1)



ABOVE IS SHOWN SOCKET VOLTAGES AND TRIMMER LOCATIONS FOR C.G.E. MODELS E-53 & E-56 (VICTOR 5K-3) ON SHEET 15.



SOCKET VOLTAGES, ETC. FOR C.G.E. E-53 & E-56 (VICTOR MODELS 5K-3, 5K-1) ON SHEET 15.

DATA SHEET

C.G.E.-15a

