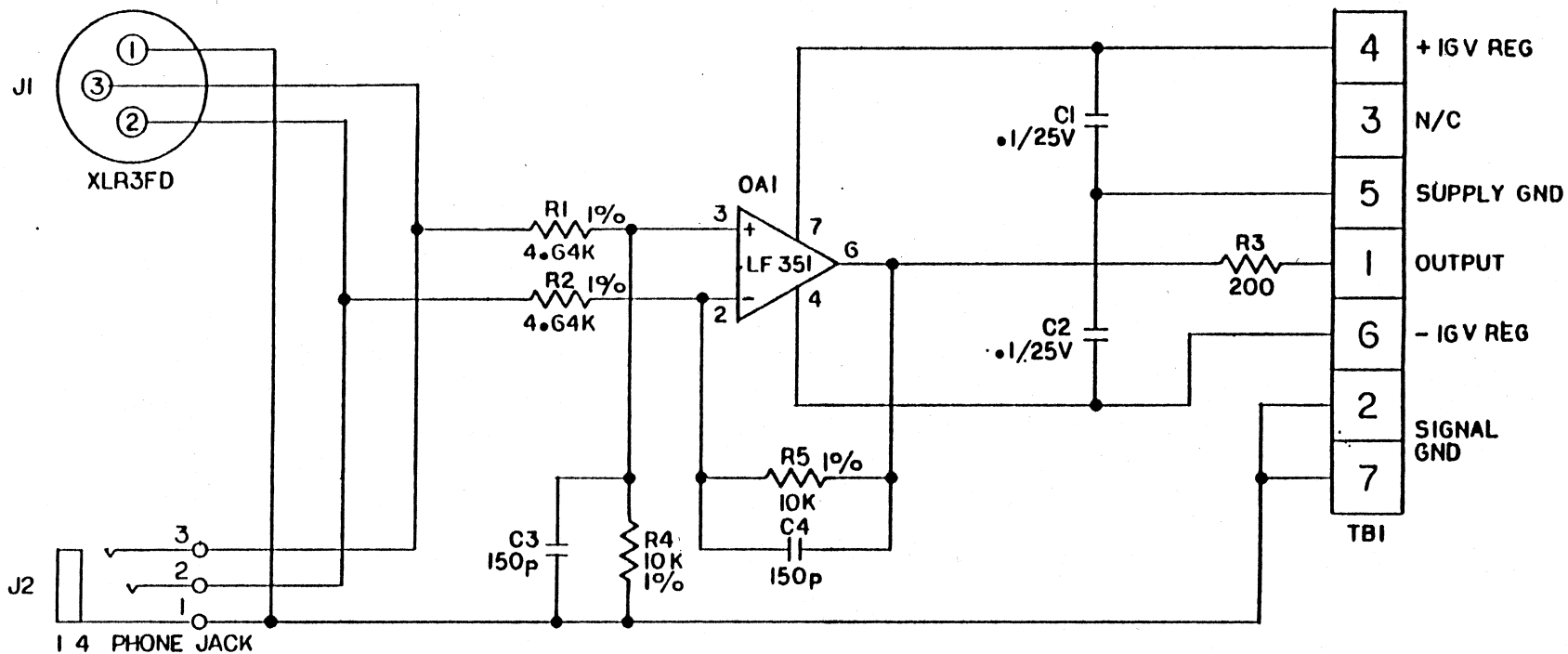


NOTES:		REV	ECO	DESCRIPTION	DATE	DALLAS MUSIC INDUSTRIES MUSICAL INSTRUMENTS DIV.	
1) COMPONENT SIDE UP						<div><div>DATE</div><div>1-27-81</div></div> <div><div>BY</div><div>AM</div></div>	CHECK:
2) MOUNT TO HEATSINK & SOLDER SIDE OF P.C.B. Q1-3 & 6-13							
3) R10,D.I.T., DETERMINE IN TEST						MODEL 35000 & 37016 BRIDGE POWER AMPLIFIER	
						REVISION P.C.B.	
						ASSEMBLY DWG.	
						DWG NO. 3704394	
						SCALE 2:1 DO NOT SCALE DRAWING	



NOTES:

- 1) PINS 2 & 3 ARE BALANCED,
PINS 1 & 3 ARE UNBALANCED
ON BOTH 3-PIN CONNECTORS

LAST REF DES

USED NOT USED

C4

R5

OA1

TBI

REV

ECO

DESCRIPTION

DATE

DALLAS MUSIC INDUSTRIES

HAWTHORNE, N.J. 07506

DWN.: JJD DATE: 1/18/82

APP: *[Signature]* DATE: 1-20-82

TOL.:
RE: 1.02 2: 1.1°
RND: 1.01 FRAC: 1/64

MATL.:

FINISH:

CREST:

MODEL "S" SERIES
POWER AMPLIFIERS

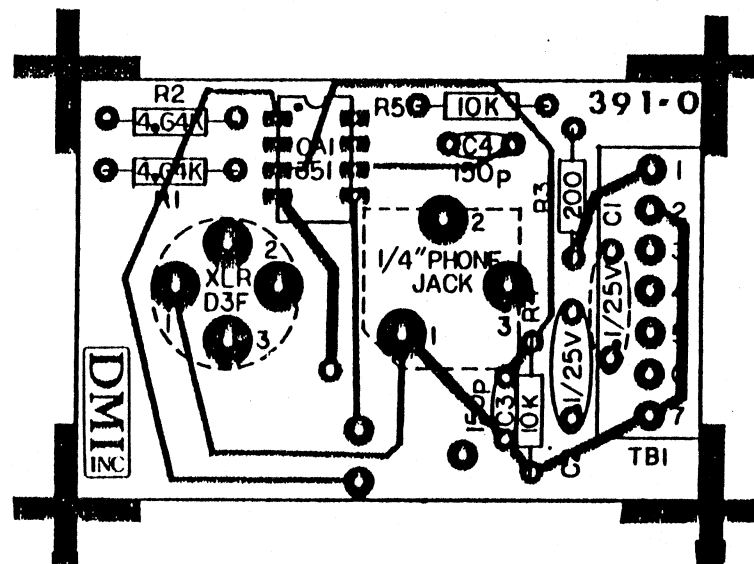
INPUT P.C.B.

SCHEMATIC

DWG. No.: 2102391

REV: 00

SCALE: -- DO NOT SCALE DRAWING



NOTES:

- 1) COMPONENT SIDE UP
- 2) XLR & PHONE CONNECTORS MOUNT TO CHASSIS & SOLDER SIDE OF P.C.B.
- 3) MOUNT CI ON SOLDER SIDE

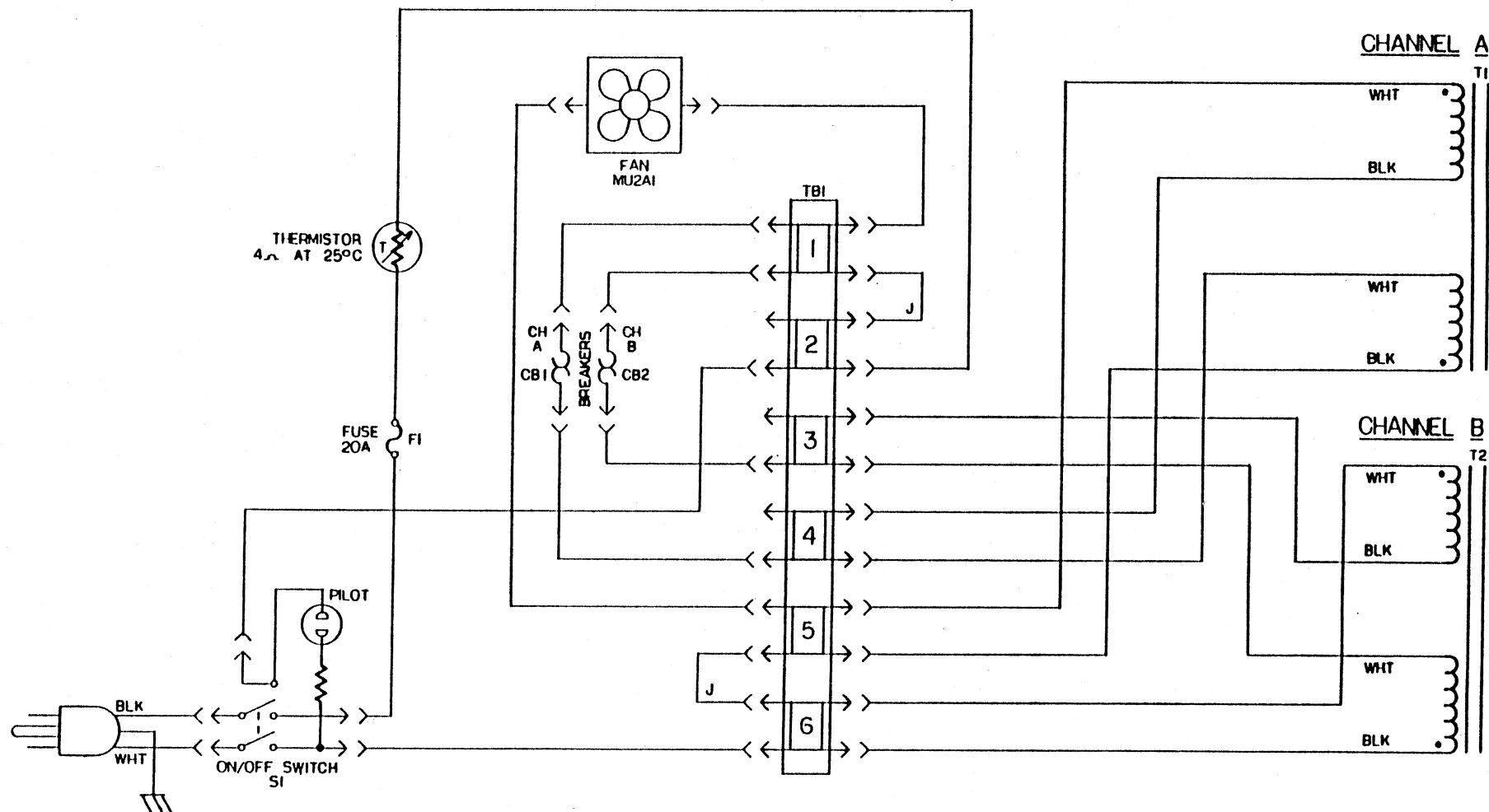
REV	ECO	DESCRIPTION	DATE

DALLAS MUSIC INDUSTRIES
HAWTHORNE, N.J. 07508

DWN.: JJD DATE: 1/15/82
 APP: [Signature] DATE: 1-20-82
 TOL: 1/2" 2: 1/4" 3: 1/8"
 MATL.: [Blank]
 FINISH: [Blank]

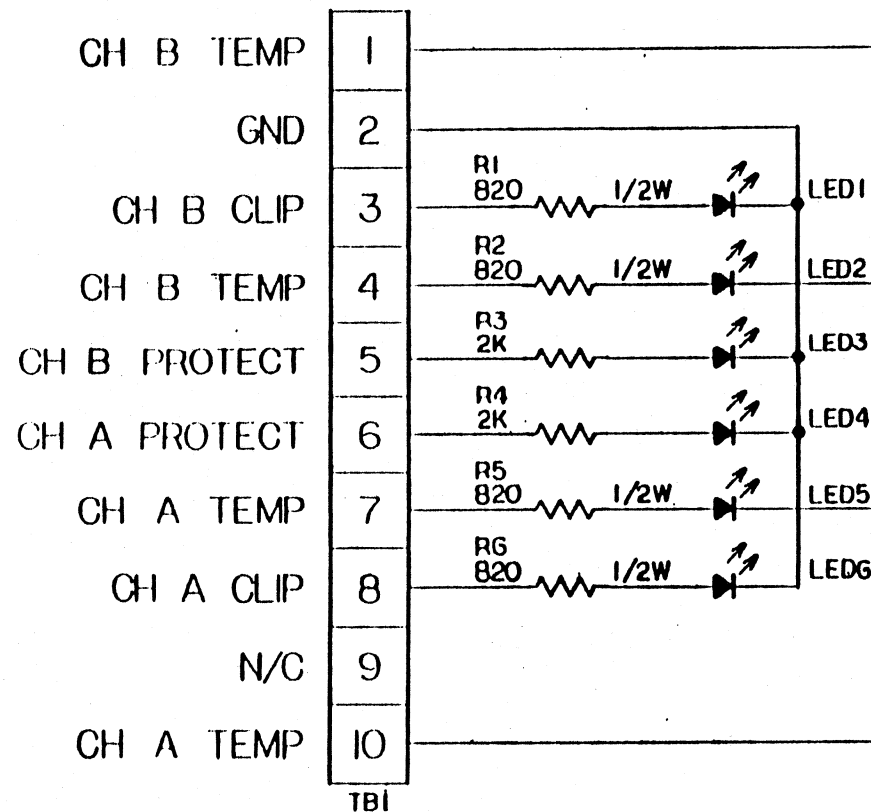
CNST:
 MODEL "S" SERIES
 POWER AMPLIFIERS
 INPUT P.C.B.
 ASSEMBLY DWG.

DWG. No.: 2202391	REV.: 00
SCALE: 2:1 DO NOT SCALE DRAWING	

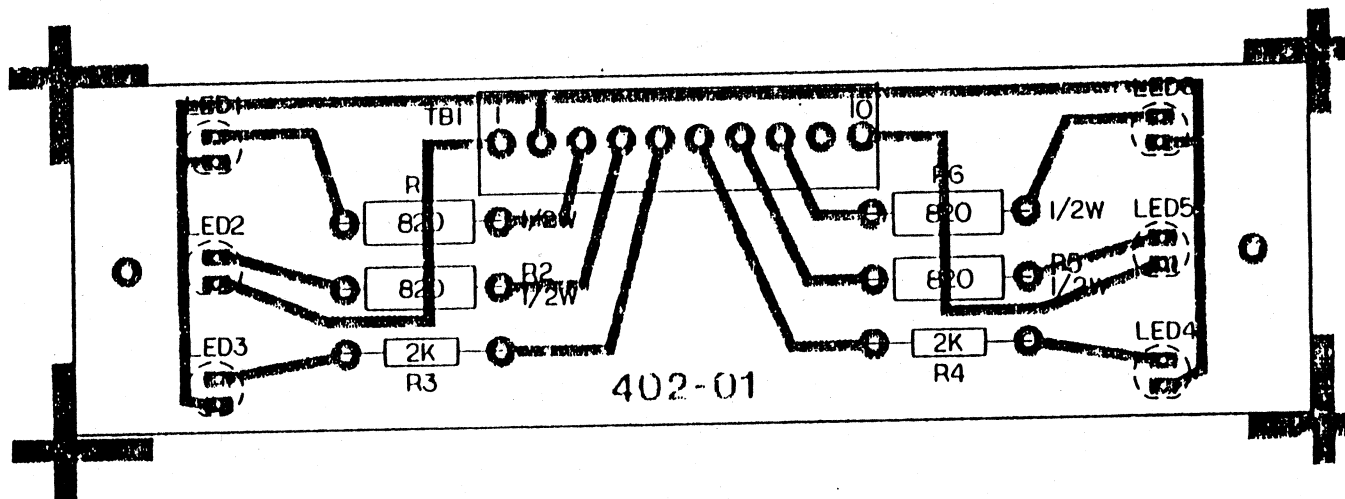


120V TRANSFORMER WIRING

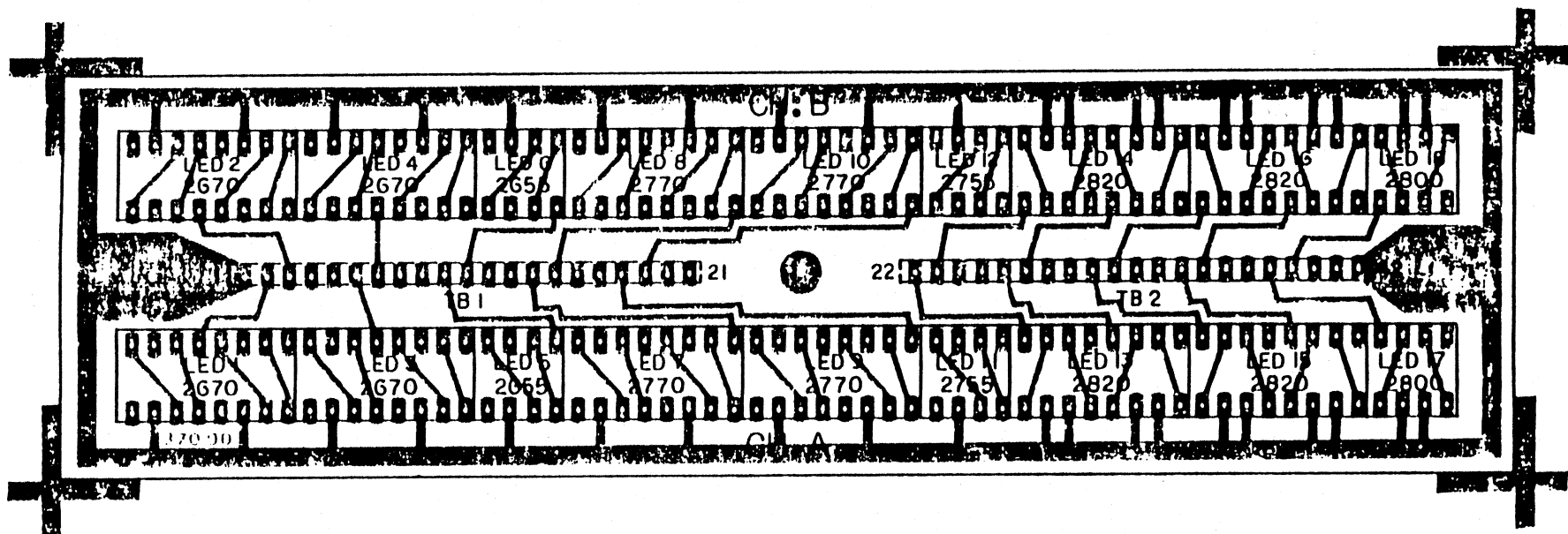
BREAKERS			NOTES:	REV	ECO	DESCRIPTION	DATE	DALLAS MUSIC INDUSTRIES HAWTHORNE, N.J. 07356			
MODEL	CB 1	CB 2	1) J- JUMPER 2) THERMISTOR LOCATED ON CHASSIS 3) FAN LOCATED ON HEATSINK					DWN	JJD	DATE 8/16/82	CST: MODEL "B" SERIES POWER AMPLIFIERS <u>TRANSFORMER WIRING DIAGRAM</u> (120V) <u>SCHEMATIC</u>
2500S	5A	5A						APP	<i>[Signature]</i>	DATE 7/21/83	
2501S									TOL:		
3500S	8A	8A						FR 2.02 ± .01"			
3501S									FR 2.01 FRACT 2 1/64		
								MATL.			
								FINISH			
										DWG NO. 2103603	REV 00



LAST P.C. DES		NOTES:	REV	ECO	DESCRIPTION	DATE	DALLAS MUSIC INDUSTRIES HAWTHORNE, N.J. 07506	
USED	NOT USED	1) LEDs ARE RED 2) UNSPECIFIED RESISTORS - $\frac{1}{4}W$					DWN.: JJD	DATE: 8/11/82
RG							APP: [Signature]	DATE: 8/11/82
LEDG							TOL: R: $\pm .02$ Z: $\pm 1^\circ$ RXX: $\pm .01$ FRAC: $\frac{1}{16}$	
TBI							MATL.:	
							FINISH:	
							CREST: MODEL "S" SERIES POWER AMPLIFIERS LIGHT PROTECT P.C.B. SCHEMATIC	
							DWG No.: 2102402	
							SCALE: -- NO NOT SCALE DRAW	

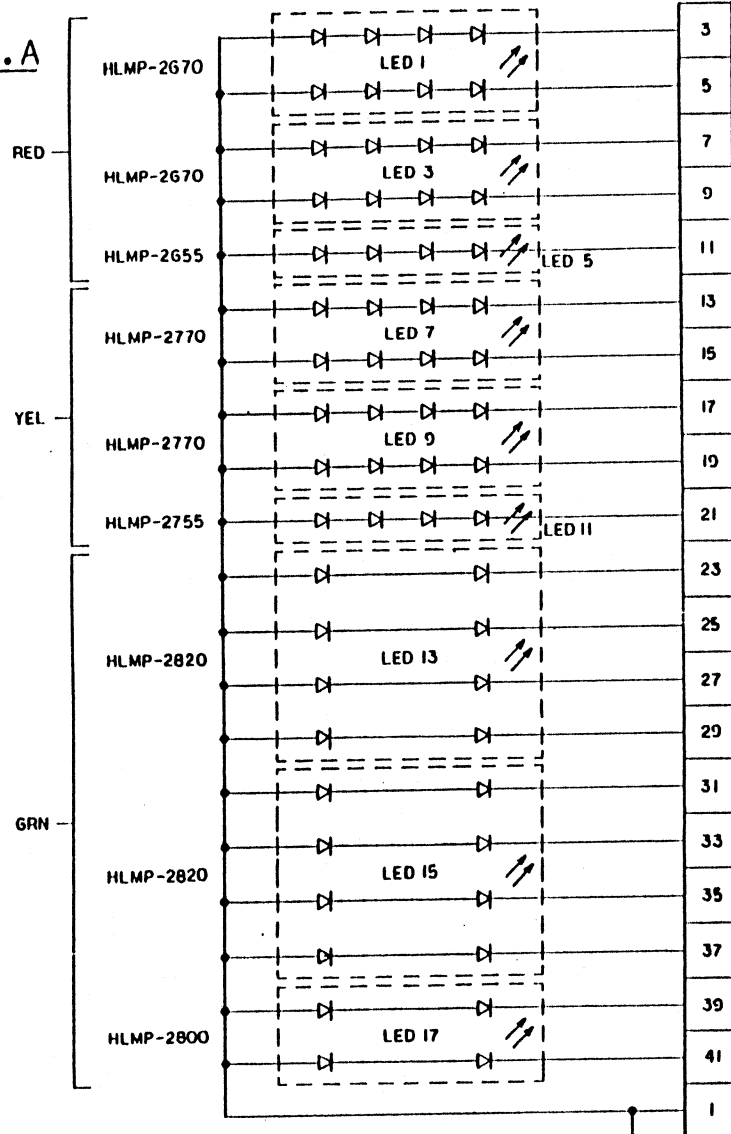


LAST REF DES		NOTES:	REV	ECO	DESCRIPTION	DATE	DALLAS MUSIC INDUSTRIES HAWTHORNE, N.J. 07508	
USED	NOT USED						DWN.: JJD	DATE: 8/11/82
R6							APP: [Signature]	DATE: 3/14/82
LED6							TOL: XX: ±.02 Z: ±.1° AAA: ±.01 FRACT: ±1/64	CREST: MODEL "S" SERIES POWER AMPLIFIERS
TBI							MATL:	LIGHT PROTECT P.C.B.
		1) LEDS MOUNT ON SOLDER SIDE 2) LEDS ARE RED 3) RESISTORS-1/4W					FINISH:	ASSEMBLY DWG.
							DWG. Nr.: 2202402	REV 100
							SCALE: 2:1	DO NOT SCALE DRAWING

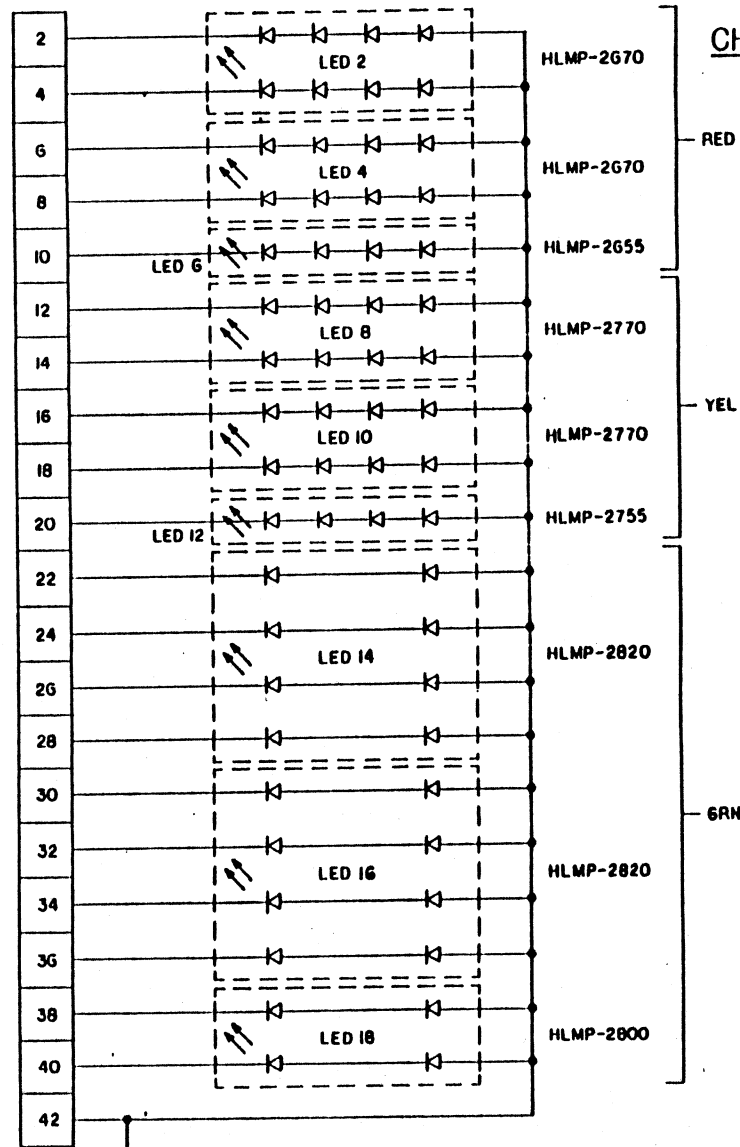


NOTES:	REV	ECO	DESCRIPTION	DATE	DALLAS MUSIC INDUSTRIES HAWTHORNE, N.J. 07506		
					DWN.: JJD APP: <i>[Signature]</i> TOL: 1.02 H: 2.01 DATE: 2/8/82 DATE: 6-12-82 FRAC: 1/64	CREST: POWER AMPLIFIERS w/ METERS METER ARRAY P.C.B. ASSEMBLY DWG,	DWB. Nr.: 2202370 SCALE: 2:1 DO NOT SCALE DRAWING
1) COMPONENT SIDE UP 2) RED- LED 1-6 YEL- LED 7-12 GRN- LED 13-18 3) TB1 & 2 MOUNT ON SOLDER SIDE							REV: 00

CH. A



CH. B

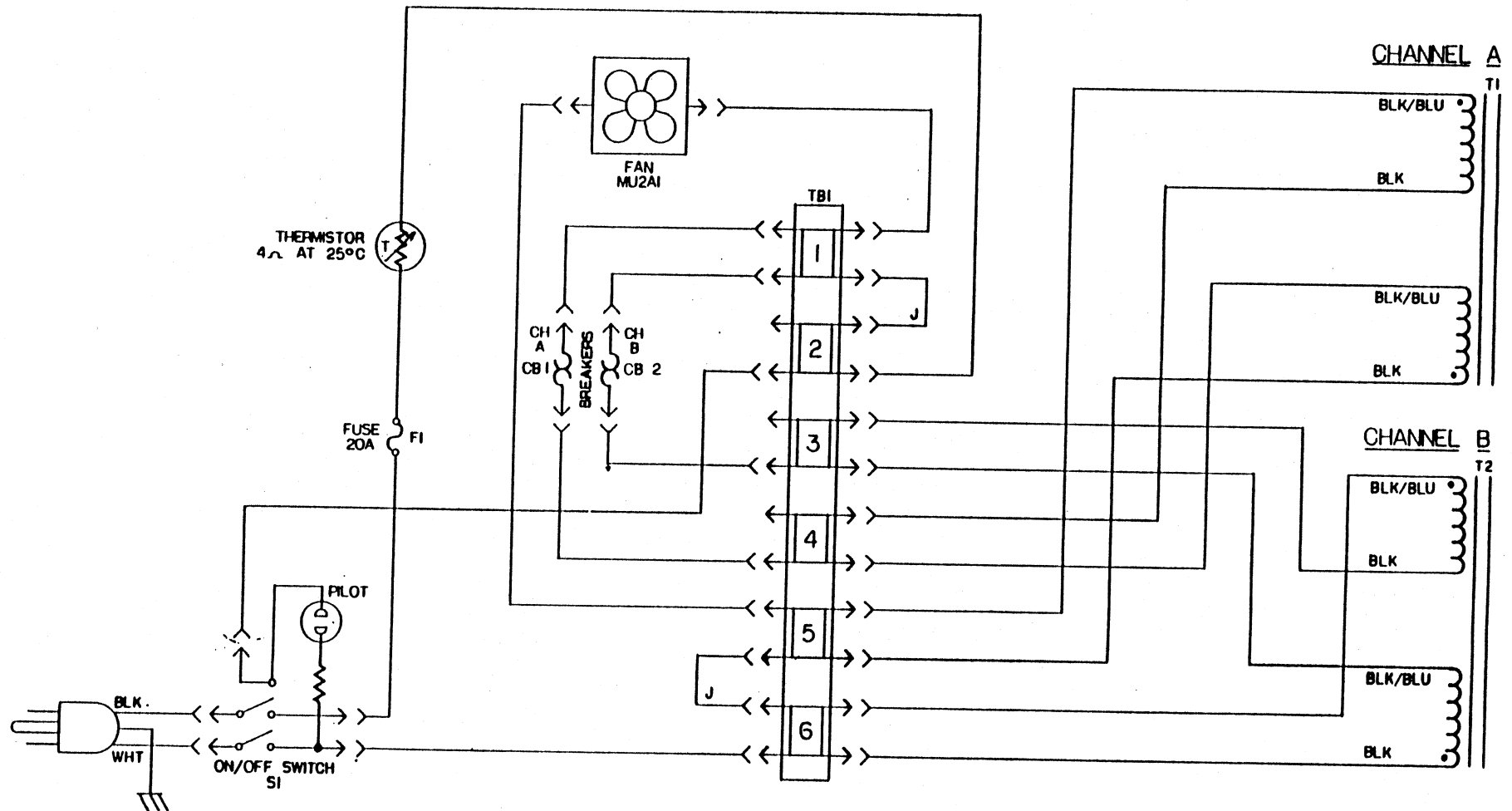


NOTES:

- 1) TBI TERMINALS 1-21 & TB2 TERMINALS 22-42.

REV	ECO	DESCRIPTION	DATE	DALLAS MUSIC INDUSTRIES. HAWTHORNE, N.J. 07350	
				OWN: JJD	DATE: 8/8/82
				APP: [Signature]	DATE: 8-2-82
				CREST: MODELS 25008, 35008, 4000, 5000 POWER AMPLIFIER LEAS	
				TOL: 1.00 IN: 1.00 EXP: 2.01 FRACE: 2.1/64	
				MATER: [Blank]	
				FINISH: [Blank]	
				SCHEMATIC	
				OWN No: 2103370	
				REV 00	
				SCALE -- DO NOT SCALE DRAWING	

S-Series



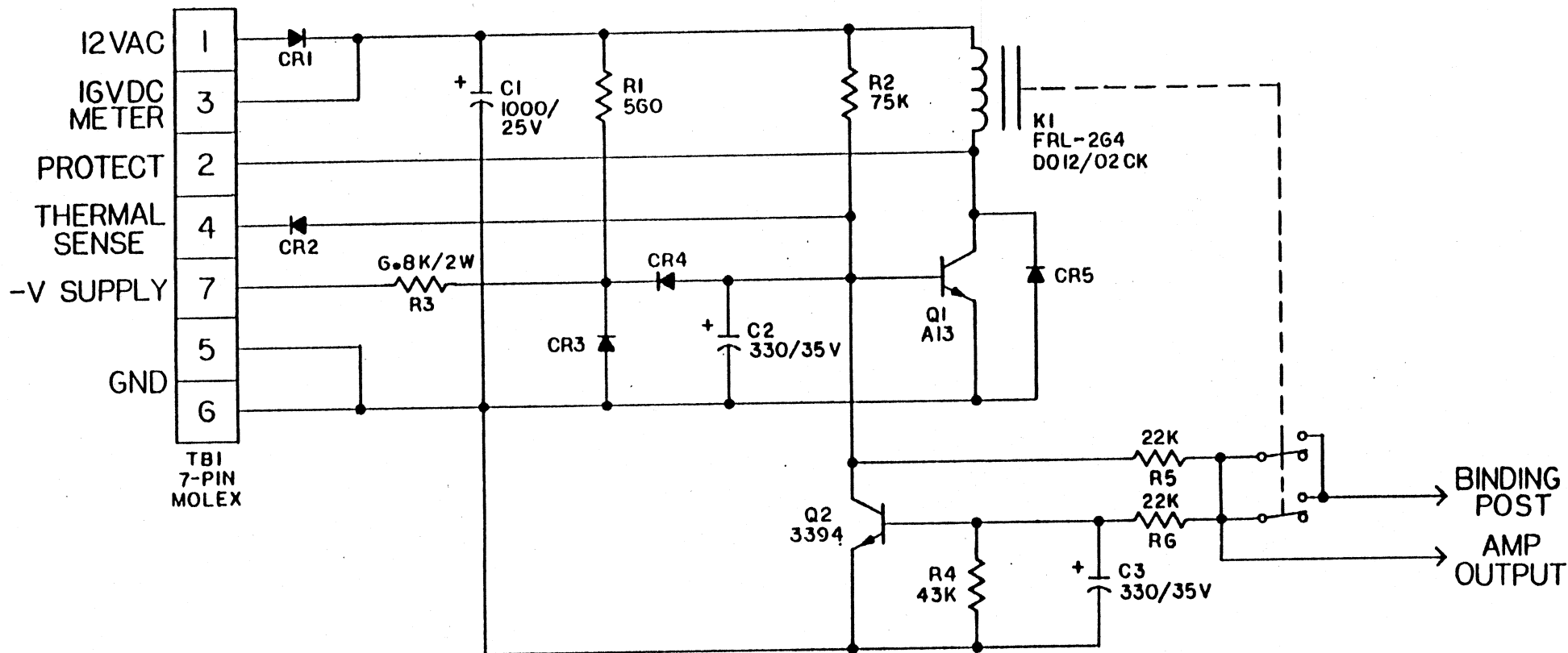
100V TRANSFORMER WIRING

BREAKERS			NOTES:	REV	ECO	DESCRIPTION	DATE	DALLAS MUSIC INDUSTRIES HAWTHORNE, N.J. 07000	
MODEL	CB 1	CB 2						OWN:	DATE:
2500S	5A	5A	1) J- JUMPER					JJD	8/16/82
2501S			2) THERMISTOR LOCATED ON CHASSIS					APP: 8	DATE: 8/21/82
3500S	8A	8A	3) FAN LOCATED ON HEATSINK					TOL: 2.00	DATE: 8/21/82
3501S								REV: 2.01	PRICE: 2.10
								MATE:	
								FINISH:	
								OWN:	

CREST:
MODEL "S" SERIES
POWER AMPLIFIERS
TRANSFORMER WIRING DIAGRAM
(100V)

SCHEMATIC

REV:



NOTES:

1) ALL DIODES: IN4004

LAST REF DES		REV	ECO	DESCRIPTION	DATE
USED	NOT USED				
C3					
R6					
K1					
Q2					
CR5					
TBI					

DALLAS MUSIC INDUSTRIES
HAWTHORNE, N.J. 07508

DWN.: JJD	DATE: 2-2-82	CREST: MODEL "S" SERIES POWER AMPLIFIERS RELAY P.C.B. SCHEMATIC
APP: JJD	DATE: 2-2-82	
TOL.: R1: 1.02 R2: 2.01	Q: 1.1 FRAC: 1/100	
MATL:		
FINISH:	DWG. No.: 2102400	REV: 00
SCALE: --	DO NOT SCALE DRAWING	

