

C10 CROWN MODEL HT-430

REPLACEMENT PARTS

Stock No.	Part No.	Description	Stock No.	Part No.	Description
1	H506-1001	Cabinet - wood	13	H506-2001	Switch Assembly (coin switch)
2	H506-1002	Inner Board - styrole, for control panel (5)	14	P101-209	Speaker Retainer (3 req'd)
3	H506-1003	Tuning Knob	15	P406-209	Bar Antenna Holder - Plastic
4	H506-1004	Volume Knob	16	P248-319	Wedge - for bar antenna retainer
5	H506-1005	Control Panel	17	H506-2002	Packing - cloth, for speaker grille (6)
6	H506-1006	Speaker Grille	18	H506-2003	Switch Cover - for switch assembly (13)
7	H506-1007	Dressing Band w/letters "CROWN"	19	H506-2004	Pressure Plate - coin holding knob (3)
8	H506-1008	Dressing Plate - for tuning knob (3)	22	H506-3001	Name-label - for cabinet rear
9	H506-1009	Dressing Plate - for volume knob (4)			

SWITCH ASSEMBLY Stock No. : 13
Part No. : H506-2001




Fig. 1


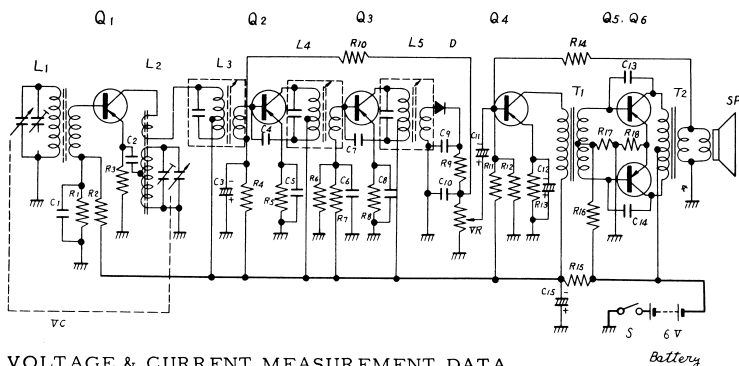


Fig. 2

SCHEMATIC DIAGRAM



VOLTAGE & CURRENT MEASUREMENT DATA

	Q1	Q2	Q3	Q4	Q5	Q6
Collector (V)	5.51	5.5	5.6	4.5	6	6
Emitter (V)	0.8	0.24	1.0	1.2		
Emitter (A)	450 μ	430 μ	1m	1.4m		

Voltages measured by test-meter (DC 20k Ω /V) at no signal time.

Fig. 3

CHASSIS LAYOUT (Component Side)

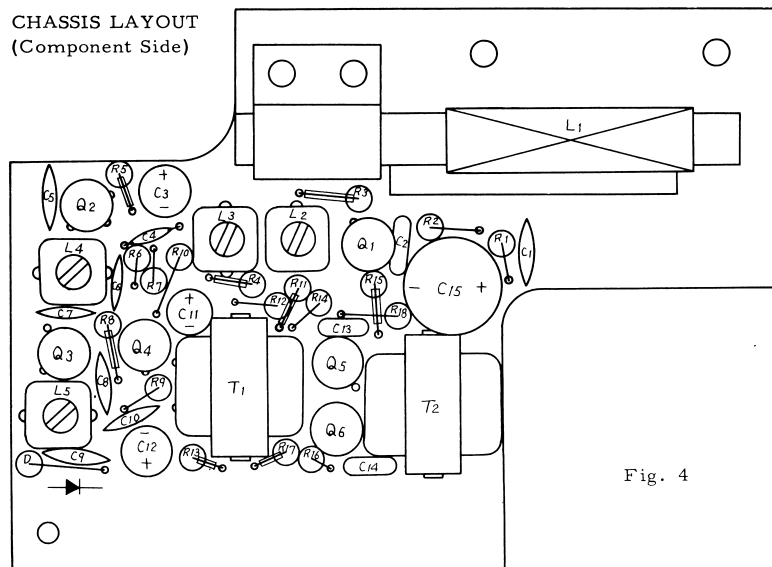


Fig. 4

CHASSIS LAYOUT (Wiring Side)

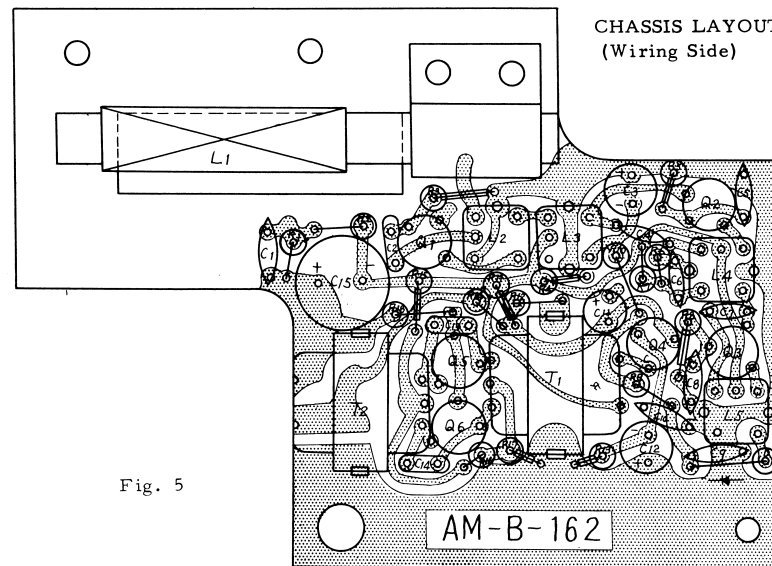


Fig. 5

AM-B-162