NOTE FOR SCHEMATIC DIAGRAM

WARNING:
Parts marked with this symbol ⚠ have critical characteristics. Use ONLY replacement parts recommended by the manufacturer.

CAUTION:
Before returning the unit to the customer, make sure you make either (1) a leakage current check or (2) a line to chassis resistance check. If the leakage current exceeds 0.5 milliamps, or if the resistance from chassis to either side of the power cord is less than 460 kohms, the unit is defective.

WARNING:
DO NOT return the unit to the customer until the problem is located and corrected.

NOTICE:
(1) ALL RESISTANCE VALUES IN OHM(Ω/ohm).
k=1,000 OHM(kΩ/kohm), M=1,000,000 OHM(MΩ/Mohm)
(2) ALL CAPACITANCE VALUES IN MICRO FARAD(μF).
p=MICRO-MICRO FARAD(pF)
(3) EACH VOLTAGE AND CURRENT ARE MEASURED AT NO SIGNAL INPUT CONDITION.
(4) CIRCUIT AND PARTS ARE SUBJECT TO CHANGE WITHOUT PRIOR NOTICE.

配線図について

⚠ 印の部品は安全を維持するために重要な部品です。
従って交換時は必ず指定の部品を使用してください。

注）
(1) 指定なき抵抗値は Ω、k は kΩ、M は MΩ を示す。
(2) 指定なきコンデンサーの値は μF、p は pF を示す。
(3) 各部の電圧は無信号の値を示す。
(4) この配線図は基本配線図です。改良等のため変更することがありますのでご了承ください。

SCHEMATIC DIAGRAMS (1/63)

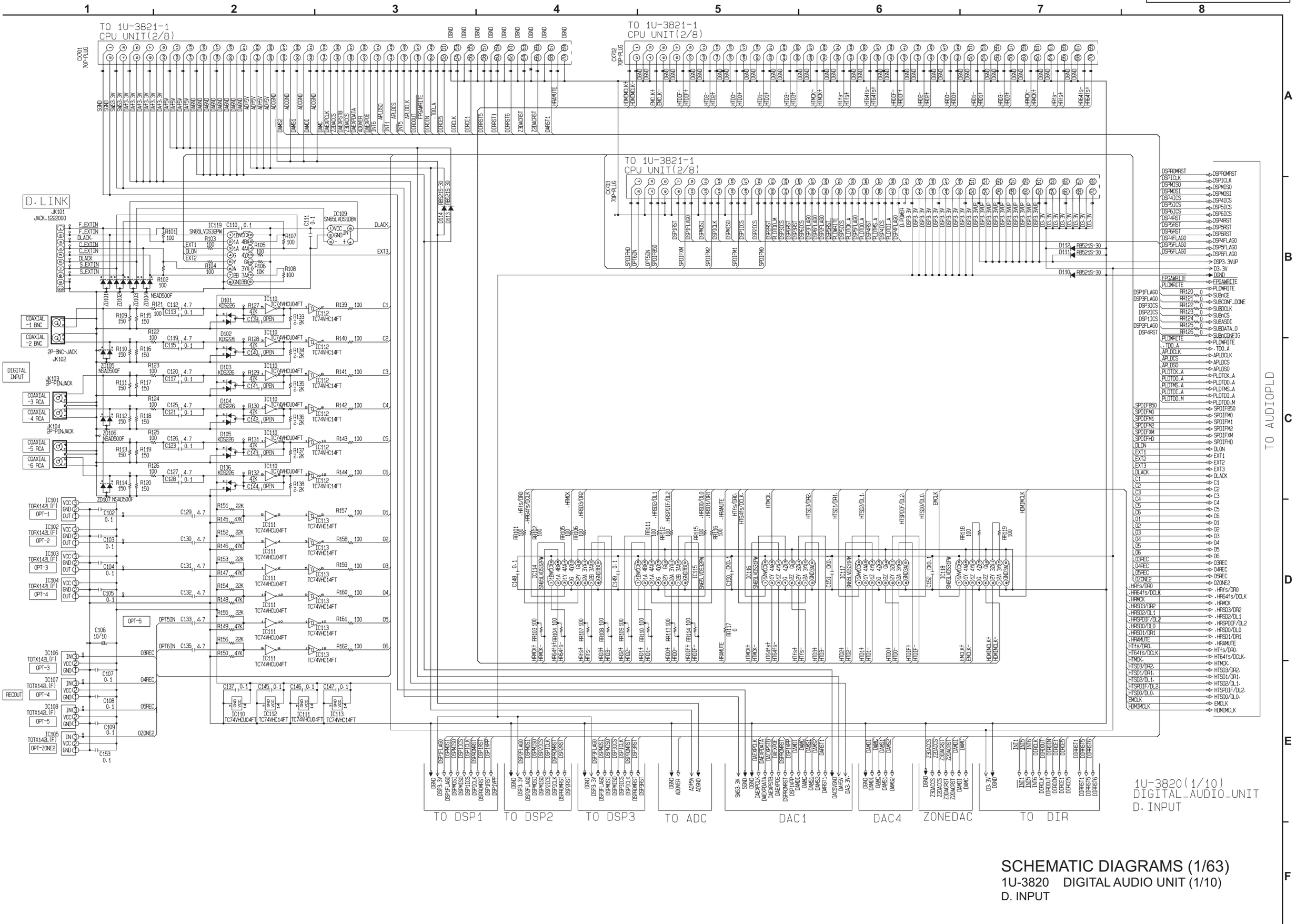

SCHEMATIC DIAGRAMS (1/63)

1U-3820 DIGITAL AUDIO UNIT (1/10)

D. INPUT

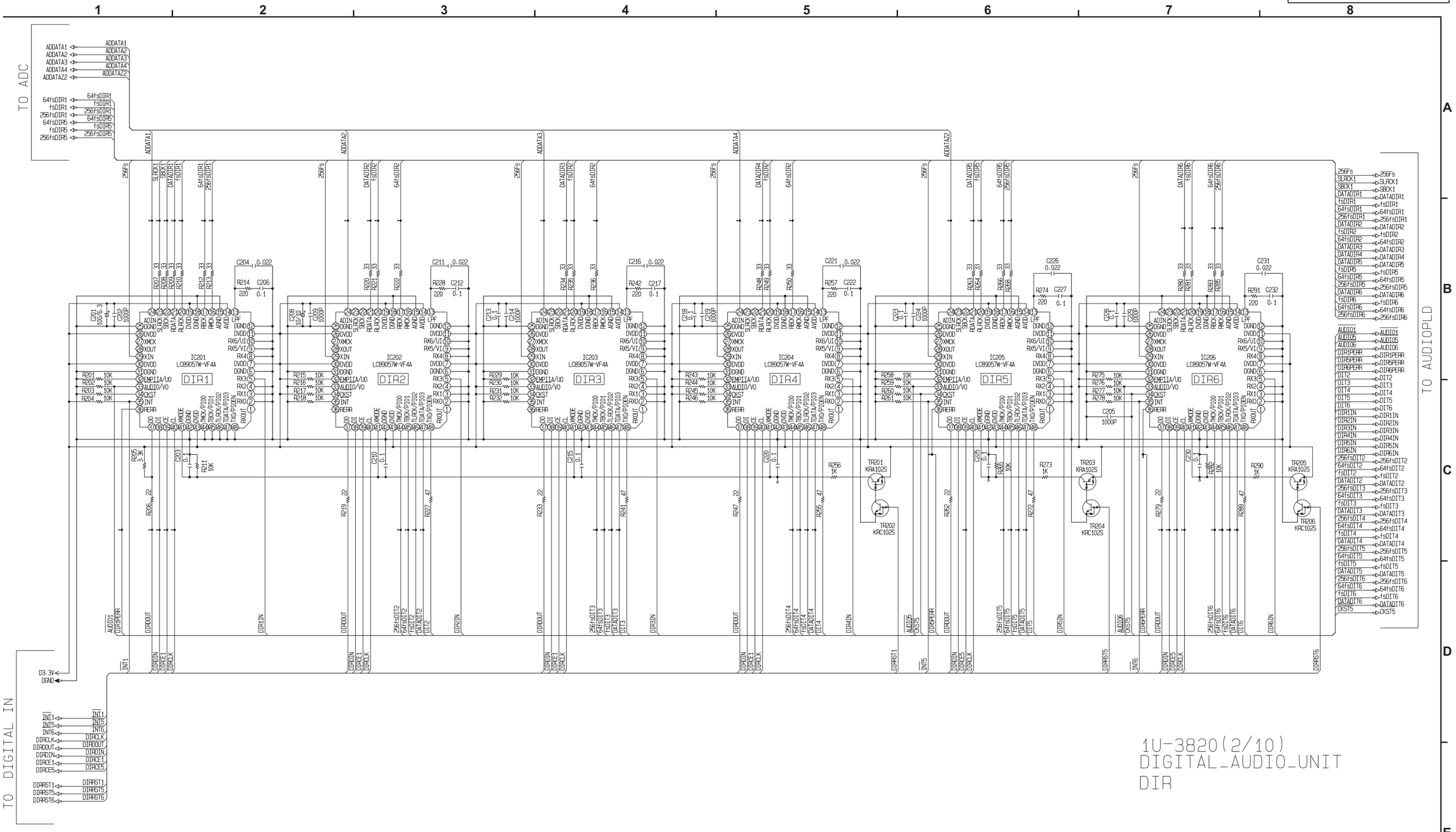

1U-3820(2/10)
DIGITAL_AUDIO_UNIT
DIR

SCHEMATIC DIAGRAMS (2/63)

1U-3820 DIGITAL AUDIO UNIT (2/10)

DIR

SCHEMATIC DIAGRAMS (3/63)

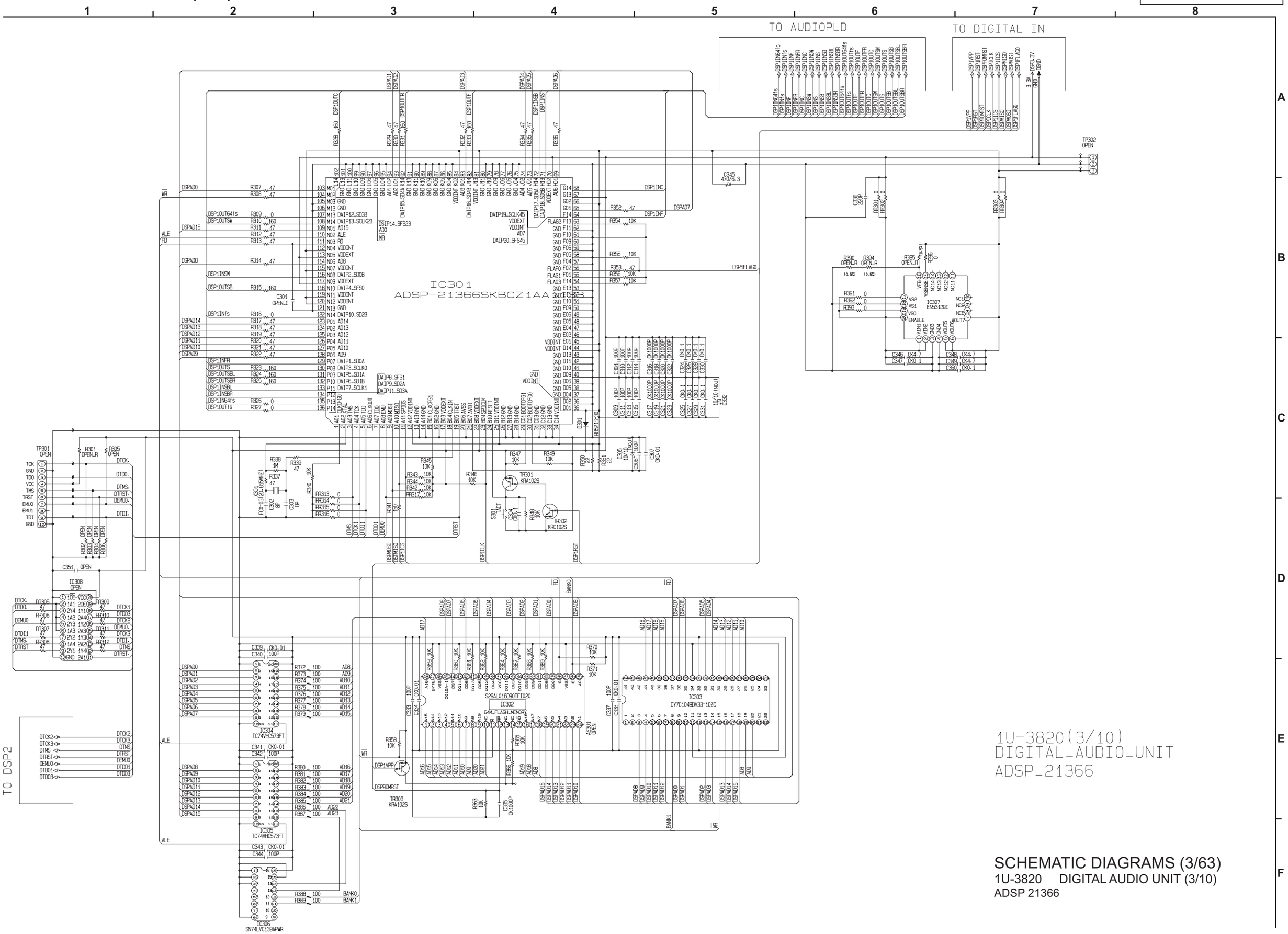

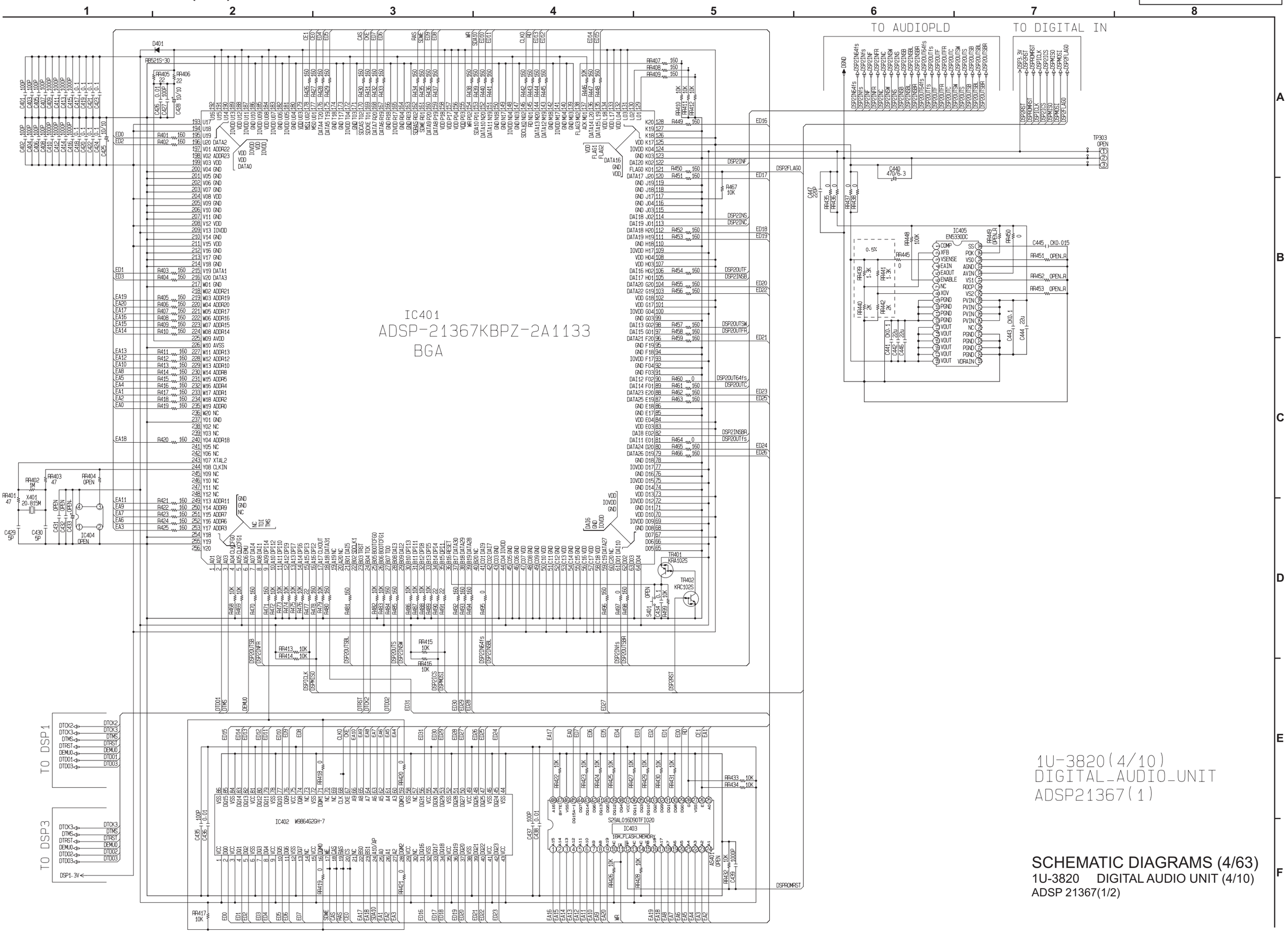

SCHEMATIC DIAGRAMS (4/63)

1U-3820 DIGITAL AUDIO UNIT (4/10)

ADSP 21367(1/2)

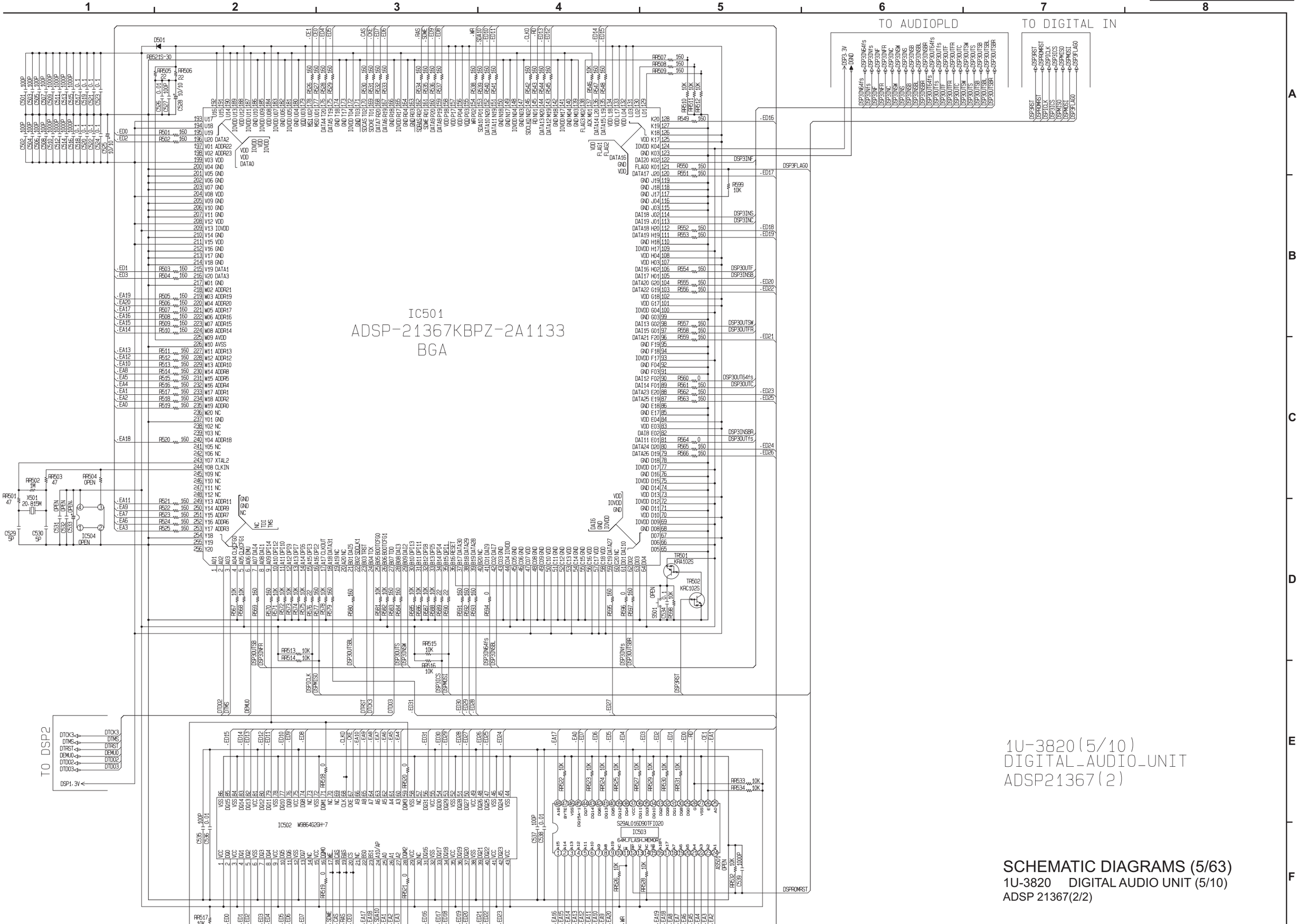

1U-3820(5/10)
DIGITAL_AUDIO_UNIT
ADSP21367(2)

SCHEMATIC DIAGRAMS (5/63)

1U-3820 DIGITAL AUDIO UNIT (5/10)

ADSP 21367(2/2)

SCHEMATIC DIAGRAMS (6/63)

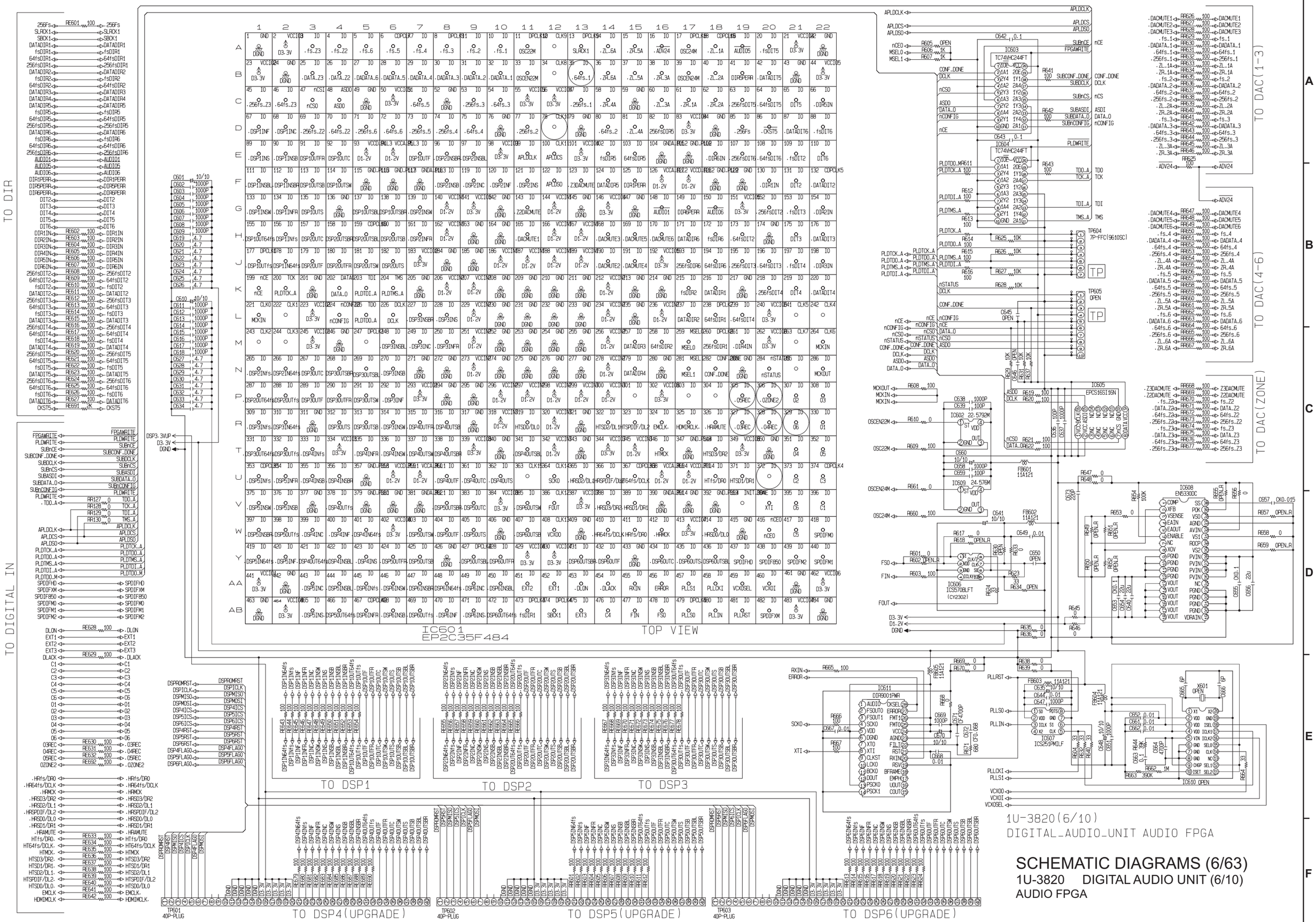

SCHEMATIC DIAGRAMS (6/63)

1U-3820 DIGITAL AUDIO UNIT (6/10)

AUDIO FPGA

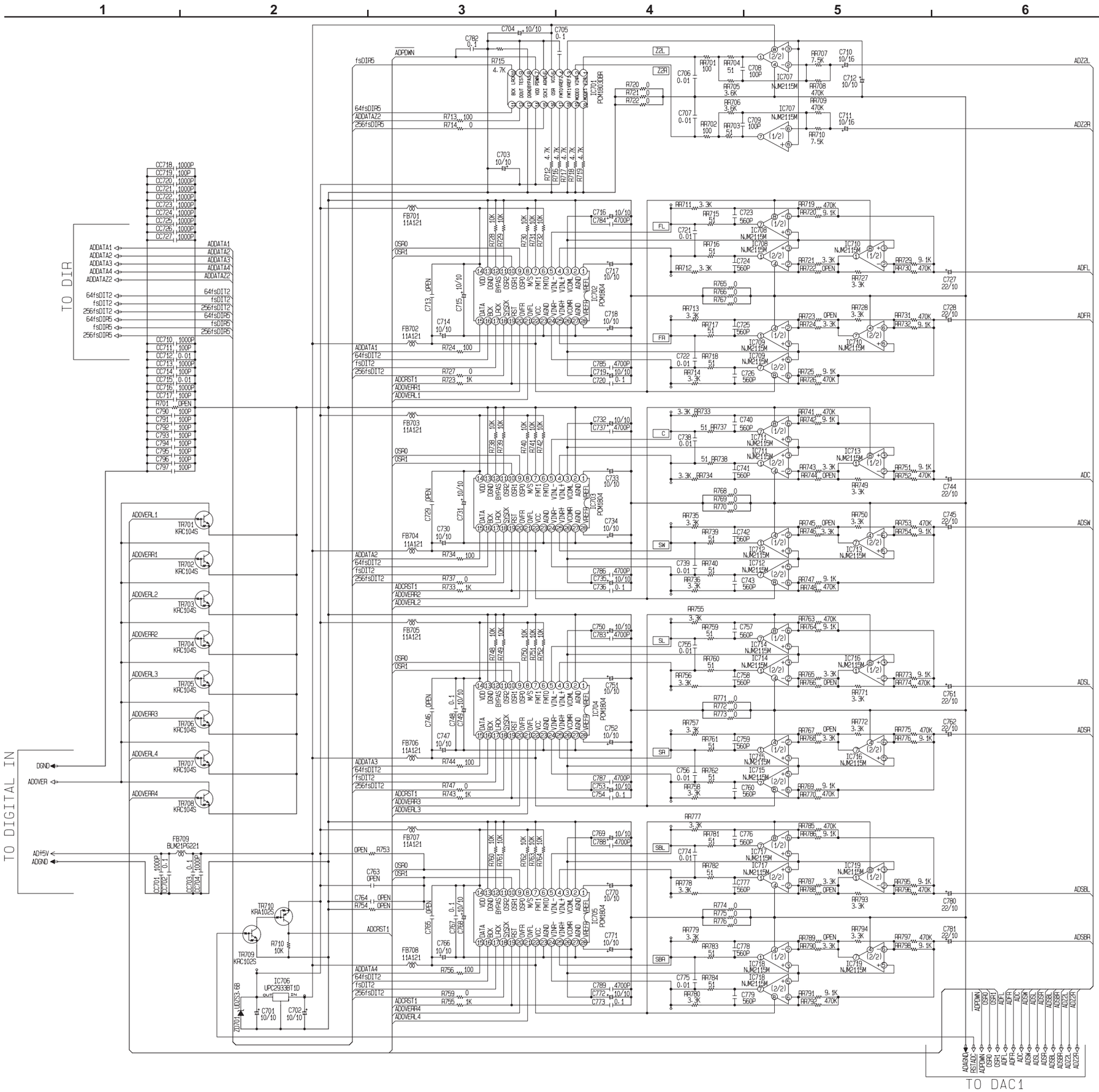

1U-3820(7/10)
DIGITAL_AUDIO_UNIT
DAC_SECTION(1)

SCHEMATIC DIAGRAMS (7/63)

1U-3820 DIGITAL AUDIO UNIT (7/10)

DAC SECTION(1/4)

SCHEMATIC DIAGRAMS (8/63)

AVP-A1HDCI / AVP-A1HD

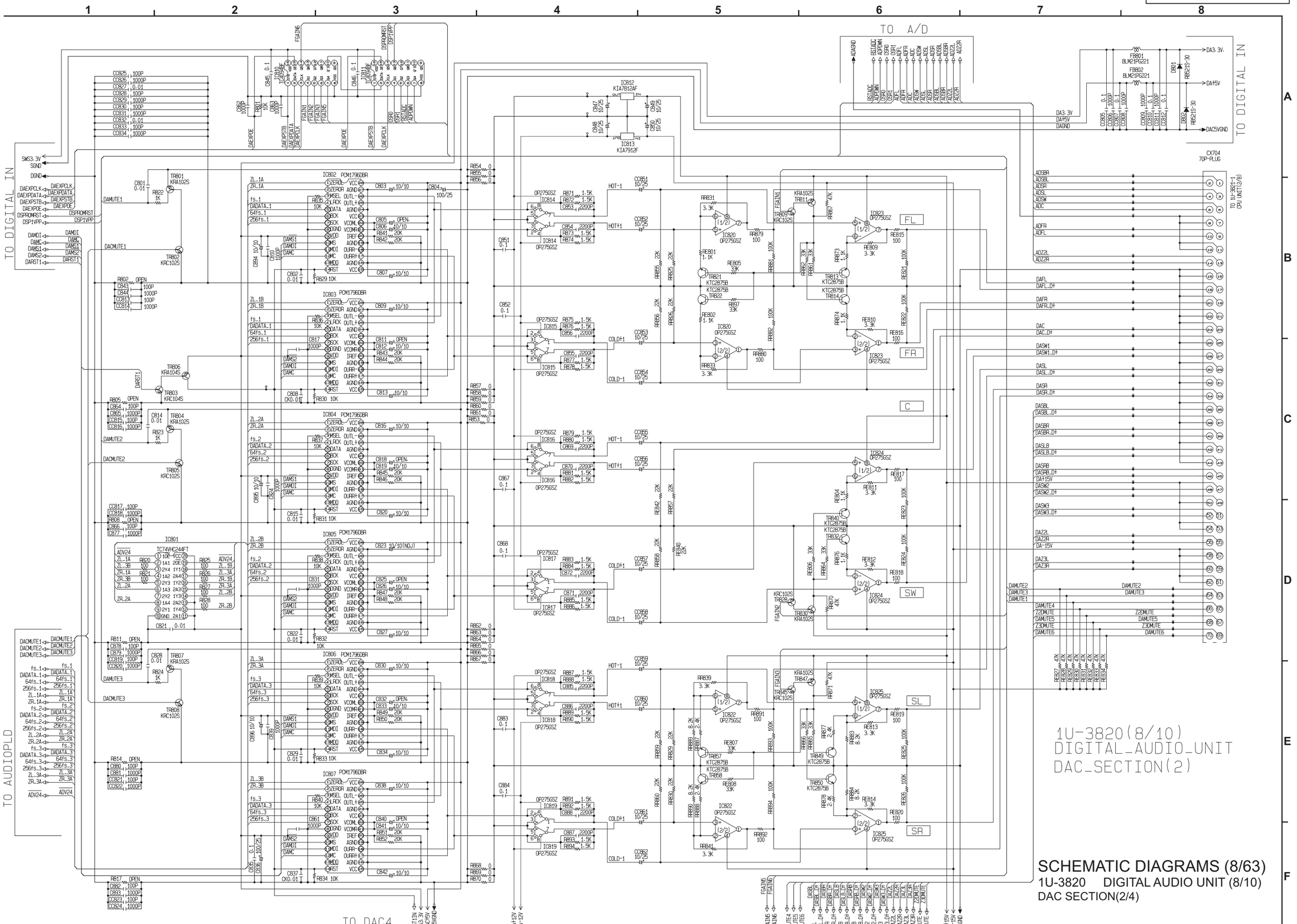

SCHEMATIC DIAGRAMS (9/63)

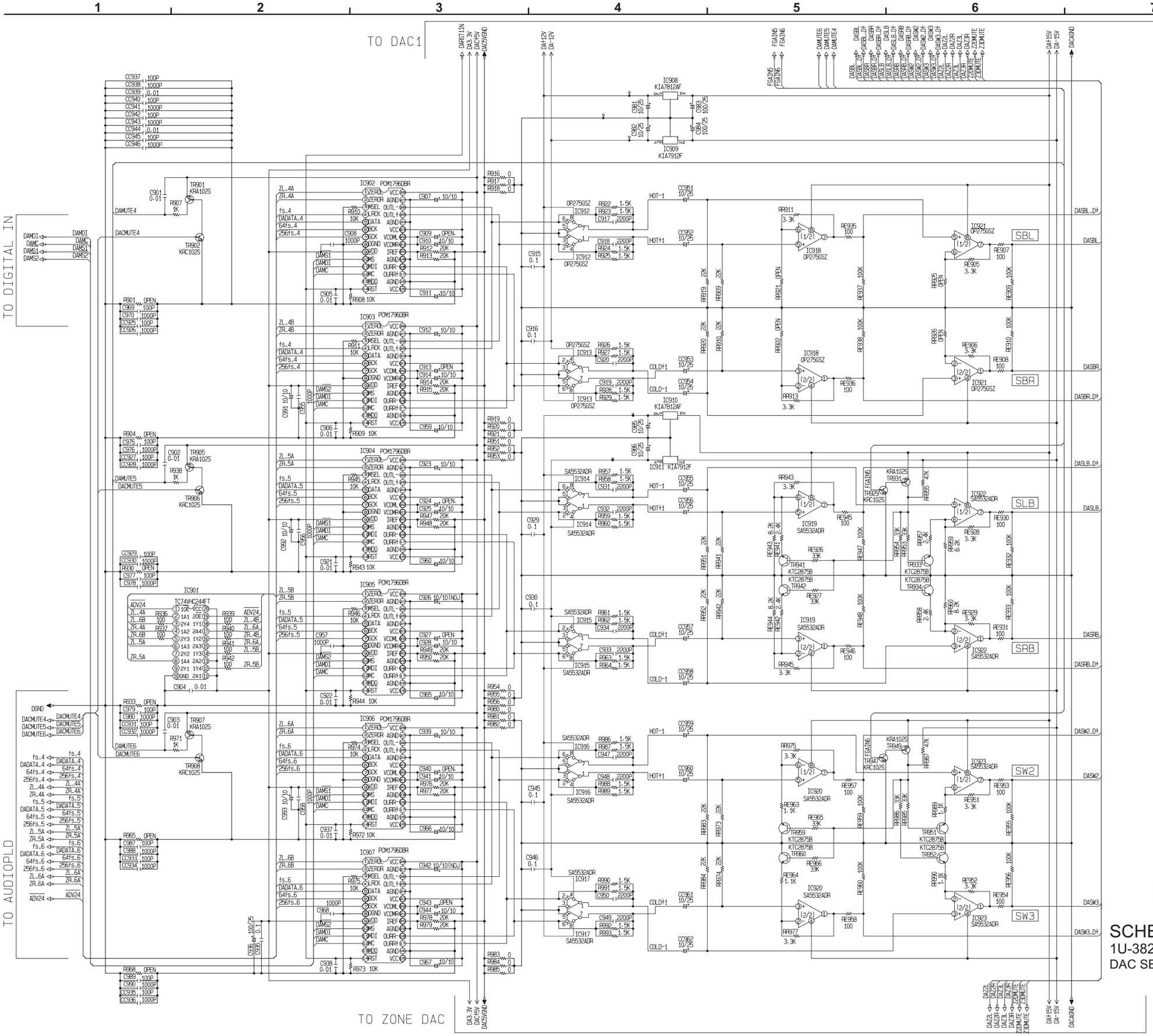

1U-3820(9/10)
DIGITAL_AUDIO_UNIT
DAC_SECTION(3)

SCHEMATIC DIAGRAMS (9/63)

1U-3820 DIGITAL AUDIO UNIT (9/10)

DAC SECTION(3/4)

1 2 3 4 5 6 7 8

A B C D E F

TO DAC7

1U-3820(10/10)
DIGITAL_AUDIO_UNIT
DAC_SECTION(4)

DA3.3V DAC+5V DAC5VGND

DAZ2L DAZ2R DAZ3L DAZ3R Z2DMUTE Z3DMUTE

DA+15V DA-15V DACAGND

TO DIGITAL_IN

Z3DACCS Z2DACCS Z3DACRST Z2DACRST DAMDI DAMC

Z2DACMUTE

TR975 KRC102S TR976 KRC102S TR978 KRA102S

CC903 0.01

RE104 1K

Z2DMUTE

256fs_Z2
64fs_Z2
DATA_Z2
fs_Z2

IC951 AK4385ET
(1 MCLK, 2 BICK, 3 SDTI, 4 LRCK, 5 PDN, 6 CSN, 7 CCLK, 8 CDTI, 16 DZFL, 15 DZFR, 14 VDD, 13 VSS, 12 AOUTL+, 11 AOUTL-, 10 AOUTR+, 9 AOUTR-)

CC902 10/10 (NOJ)

Z2DACCS
DAMC
DAMDI

TR973 KRA104S
TR971 KRC104S
Z2DACRST
CC901 0.01
RE103 10K

RE111 5.1K
CC908 470P
RE105 4.7K
CC904 CK3300P
RE112 200
RE106 4.7K
RE109 5.1K
RE113 200
CC906 470P
IC953 BA15218F (1/2)
Z2L
RE117 100
100K RE119
DAZ2L

RE107 4.7K
RE110 5.1K
RE114 200
CC907 470P
IC953 BA15218F (2/2)
RE118 100
100K RE120
DAZ2R
Z2R
RE108 4.7K
CC905 CK3300P
RE115 200
CC909 470P
RE116 5.1K

TO AUDIOPLD

DGND

Z3DACMUTE Z2DACMUTE

CC911 OPEN_C
CC910 OPEN_C

fs_Z2 DATA_Z2 64fs_Z2 256fs_Z2 fs_Z3 DATA_Z3 64fs_Z3 256fs_Z3

Z3DACMUTE

TR979 KRC102S TR980 KRC102S TR982 KRA102S

CC918 0.01

RE135 1K

Z3DMUTE

256fs_Z3
64fs_Z3
DATA_Z3
fs_Z3

IC952 AK4385ET
(1 MCLK, 2 BICK, 3 SDTI, 4 LRCK, 5 PDN, 6 CSN, 7 CCLK, 8 CDTI, 16 DZFL, 15 DZFR, 14 VDD, 13 VSS, 12 AOUTL+, 11 AOUTL-, 10 AOUTR+, 9 AOUTR-)

Z3DACCS
DAMC
DAMDI

TR974 KRA104S
TR972 KRC104S
Z3DACRST
CC916 0.01
RE134 10K

RE142 5.1K
CC923 470P
RE136 4.7K
CC919 CK3300P
RE143 200
RE137 4.7K
RE140 5.1K
RE144 200
CC921 470P
IC954 BA15218F (1/2)
Z3L
RE148 100
100K RE150
DAZ3L

RE138 4.7K
RE141 5.1K
RE145 200
CC922 470P
IC954 BA15218F (2/2)
RE149 100
100K RE151
DAZ3R
Z3R
RE139 4.7K
CC920 CK3300P
RE146 200
CC924 470P
RE147 5.1K

SCHEMATIC DIAGRAMS (10/63)

1U-3820 DIGITAL AUDIO UNIT (10/10)

DAC SECTION(4/4)

SCHEMATIC DIAGRAMS (11/63)

1 2 3 4 5 6 7 8

A B C D E F

PCI 75MHz ACCESS

SDRAM 150MHz ACCESS

MII : 50MHz ACCESS

USB2.0 target

ETHERNET

BACK PANEL USB

USB_SEL	USB I/F
L	FRONT
H	BACK

IC101 RTL8201CP

IC105 BCOIC-DM850E-CQL

IC108 24.576M

CX124 124P-PCI-MINI-SLOT

IC106 S29GL064A90TFIR4 64M_FLASH_MEMORY

IC107 W9812G6GH-6 128M_SDRAM

IC109 SN74LVC3G34DCT

IC110 SN74LVC2G240DBV

IC111 microSMD175F

IC112 microSMD175F

IC102 FSUSB22

IC103 FDG608PZ

IC104 FDG608PZ

IC40 TCM809RK

JK102 USB(A)

CX626 6P-ZR-CON-BASE

CX530 5P-PH (SMD)

K101 8P-MODULAR

W101 M3-SIDE

TO 1U-3822-5 FRONT USB UNIT

1U-3819(1/2) ETHERNET_UNIT DM850

SCHEMATIC DIAGRAMS (11/63)

1U-3819 ETHERNET UNIT (1/2)

DM 850

USA/CANADA MODEL ONLY

XM BUS SWITCH & XM 3.3V REG

CP for Ipod

TO CPU UNIT(4/8)

1U-3819(2/2) ETHERNET_UNIT XM&JPEG

SCHEMATIC DIAGRAMS (12/63)

1U-3819 ETHERNET UNIT (2/2)

XM & JPEG

1U-3821-1
CPU_UNIT(1/8)
FRONT/232C_CONNECT

TO SUBCPU TO 1U-3821-1(5/8)

TO CPUPLD TO 1U-3821-1(7/8)

TO MAINCPU TO 1U-3821-1(6/8)

TO 1U-3837-2 SW REG UNIT

TO 1U-3821-2 CPU FRONT CONNECT UNIT

SCHEMATIC DIAGRAMS (13/63)

1U-3821 CPU UNIT (1/9)

1U-3821-1 CPU UNIT (1/8)
FRONT / 232C CONNECT

SCHEMATIC DIAGRAMS (14/63) ⚠3

AVP-A1HDCI / AVP-A1HD

1 2 3 4 5 6 7 8

A B C D E F

ANALOG AUDIO

TO 1U-3823-1 PREOUT_UNIT(3/3)

CN709 70P-SOCKET

ANALOG AUDIO

TO 1U-3823-1 PREOUT_UNIT(3/3)

CN710 70P-SOCKET

DAC MUTE

TO 1U-3821-3(AVR/AVP)
TO 1U-3830-2(AVP)
DAC_MUTE_UNIT

CN713 70P-SOCKET

TO ETHER/TUNER CONNECT UNIT 1U-3821-1(4/8)

TO FRONT/232C CONNECT 1U-3821-1(1/8)

JTAG CHAIN
Audio FPGA
↓
GUI FPGA
↓
HDMI Tx PLD
↓
VA PLD

TP

TP301 7P-FFC

DIGITAL AUDIO

TO 1U-3818(AVR/AVC)
TO 1U-3820(AVP)
DIGITAL_AUDIO_UNIT(1/10)

CN703 70P-SOCKET

DIGITAL AUDIO

TO 1U-3818(AVR/AVC)
TO 1U-3820(AVP)
DIGITAL_AUDIO_UNIT(8/10)

CN704 70P-SOCKET

DIGITAL AUDIO

TO 1U-3818(AVR/AVC)
TO 1U-3820(AVP)
DIGITAL_AUDIO_UNIT(1/10)

CN701 70P-SOCKET

DIGITAL AUDIO

TO 1U-3818(AVR/AVC)
TO 1U-3820(AVP)
DIGITAL_AUDIO_UNIT(1/10)

CN702 70P-SOCKET

TO VIDEO_CONNECT

TO 1U-3821-1(3/8)

TO CPUPLD
TO 1U-3821-1(7/8)

TO MAINCPU
TO 1U-3821-1(6/8)

TO SUBCPU
TO 1U-3821-1(5/8)

15P-PHs(SMD_WT)
CY152
15P-PHS

TO 1U-3824-3 L_SUPPLY_UNIT

TO 1U-3837-2 SW_REG_UNIT

CY410 4P-VHS

1U-3821-1 CPU_UNIT(2/8)

AUDIO_CONNECT

SCHEMATIC DIAGRAMS (14/63)

1U-3821 CPU UNIT(2/9)
1U-3821-1 CPU UNIT(2/8)
AUDIO CONNECT

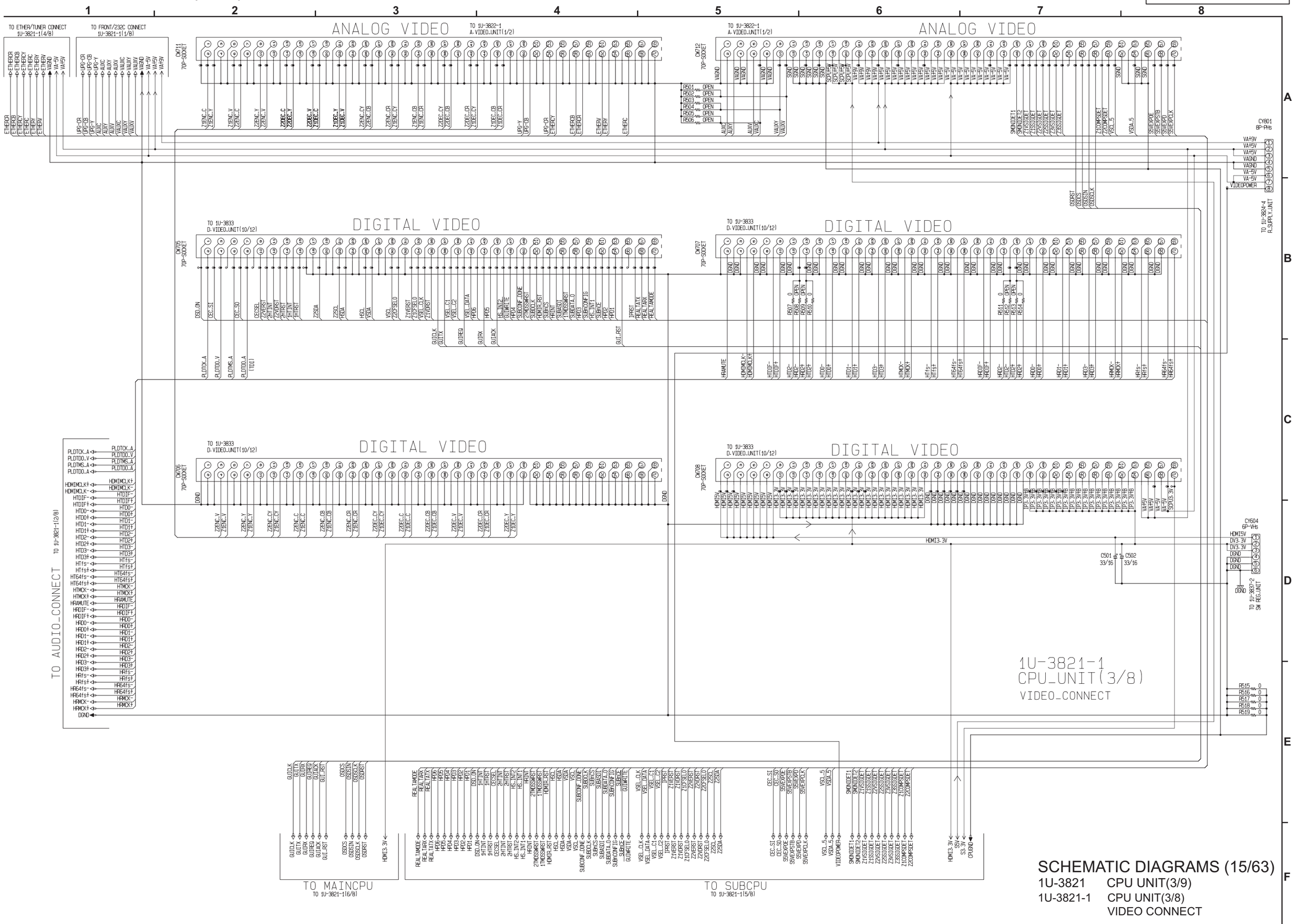

SCHEMATIC DIAGRAMS (15/63)

1U-3821 CPU UNIT(3/9)

1U-3821-1 CPU UNIT(3/8)
VIDEO CONNECT

SCHEMATIC DIAGRAMS (16/63) ⚠3

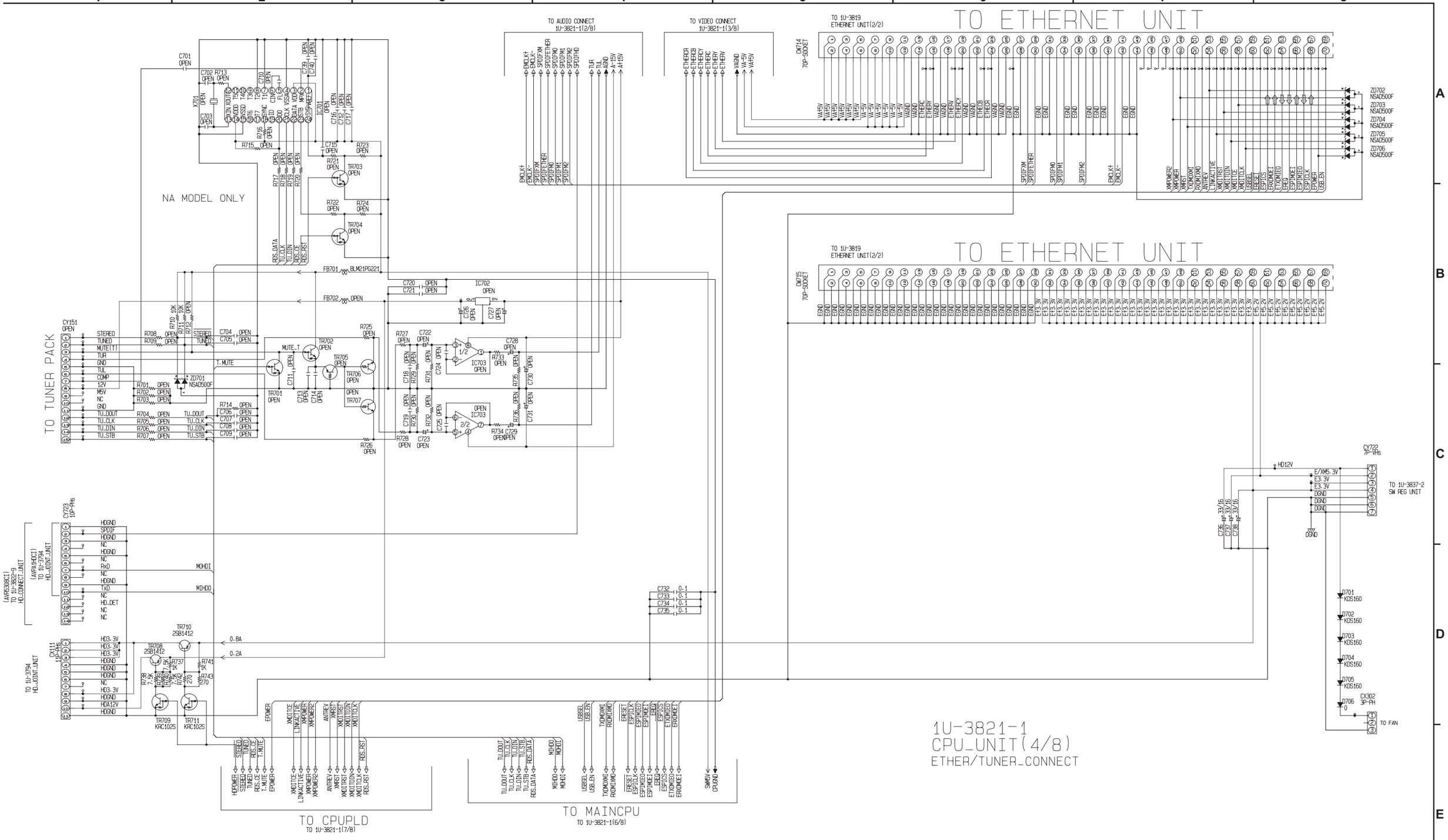

SCHEMATIC DIAGRAMS (16/63)

1U-3821 CPU UNIT(4/9)
1U-3821-1 CPU UNIT(4/8)
ETHER / TUNER CONNECT

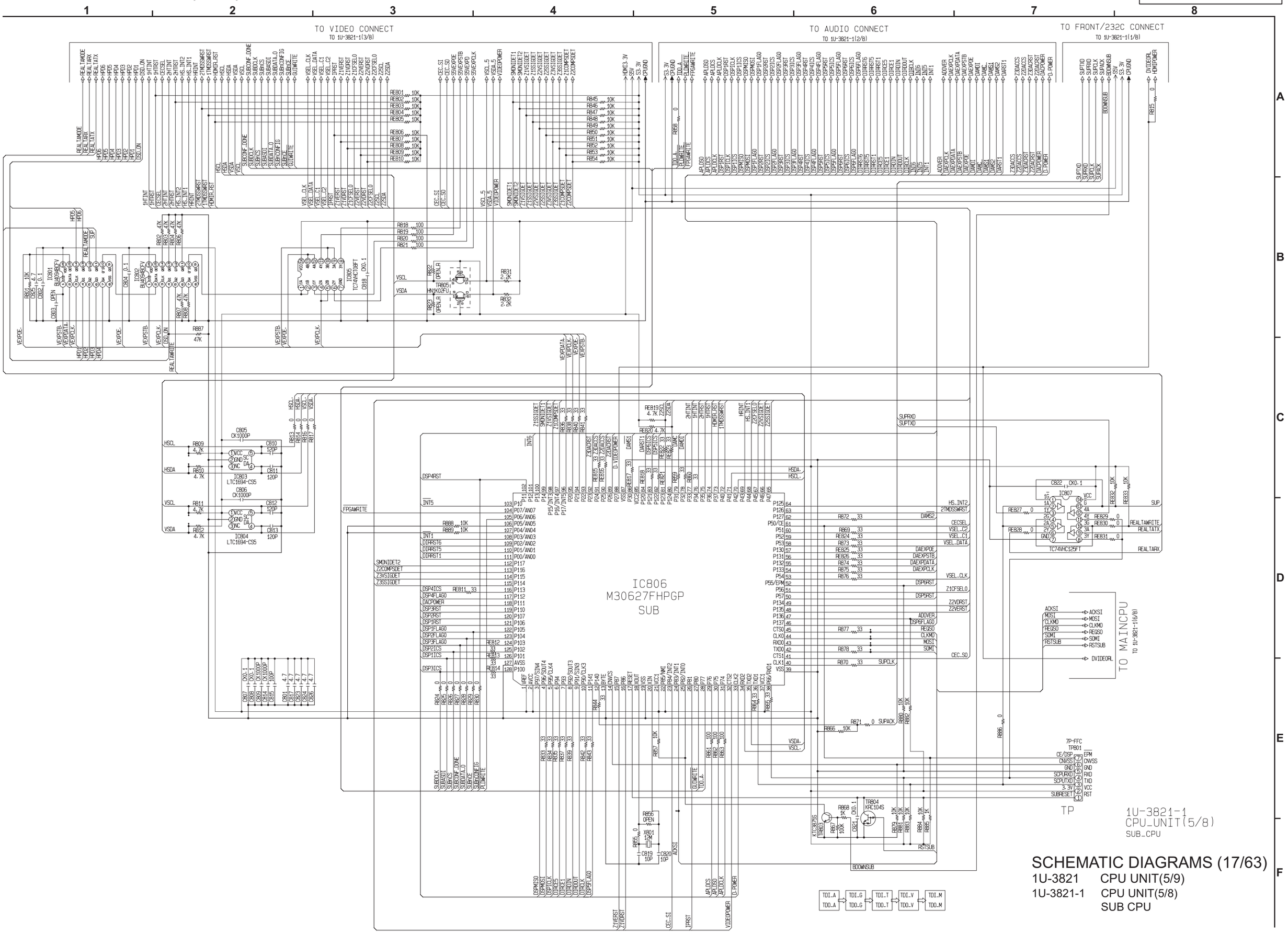

SCHEMATIC DIAGRAMS (17/63)

1U-3821 CPU UNIT(5/9)

1U-3821-1 CPU UNIT(5/8)
SUB CPU

1 2 3 4 5 6 7 8

A B C D E F

TO VIDEO CONNECT TO 1U-3821-1(3/8)

TO AUDIO CONNECT TO 1U-3821-1(2/8)

TO ETHERNET/TUNER CONNECT TO 1U-3821-1(4/8)

TO FRONT/232C CONNECT TO 1U-3821-1(1/8)

TO CPUPLD TO 1U-3821-1(7/8)

TO SUBCPU TO 1U-3821-1(5/8)

IC905
M3087BFLBGP
MAIN

3.3V

5V

IC901 TC74VHC244FT

IC902 TC74VHCT244AFT

IC903 BU4094BCFV

IC904 BU4094BCFV

IC906 M95128-WMN6TP

IC907 NJM2903M

IC908 NJM2903M

IC909 NJM2903M

	R918	R938	
E3	—	10K	0-0.4V
E2	10K	—	4.54-5V
E2A	10K	47K	3.68-4.53V
JP	10K	20K	2.90-3.68V
OTHER	4.7K	4.7K	2.04-2.89V

1U-3821-1
CPU_UNIT(6/8)
MAIN_CPU

SCHEMATIC DIAGRAMS (18/63)
1U-3821 CPU UNIT(6/9)
1U-3821-1 CPU UNIT(6/8)
MAIN CPU

1 2 3 4 5 6 7 8

TO MAINCPU
TO 1U-3821-1(6/8)

TO ETHERNET/TUNER CONNECT
TO 1U-3821-1(4/8)

TO AUDIO CONNECT
TO 1U-3821-1(2/8)

TO FRONT/232C CONNECT
TO 1U-3821-1(1/8)

TP
TP951
7P-FFC
TCK 1
GND 2
TDO 3
3.3V 4
TMS 5
TDI 6
GND 7

RR978 10K
RR979 10K
RR977 10K
ZD951 NSAD500F
ZD952 NSAD500F

MPLDTCK
MPLDTDO_M
MPLDTMS
MPLDTDI_M

RE977 10K
RE978 10K

RR955 100
RR956 100
RR957 100
RR958 100

RE978 OPEN
RE979 100
RE975 100
RE974 100

HDPOWER
STEREO
TUNED
RDS_CE
T.MUTE
EPOWER
XMDITCE
LINKACTIVE
XMPOWER
XMPOWER2
TRIGGRL.
ANTREV.
XMRST
XMDITRST
XMDITDIN
XMDITCLK
RDS_RST
TP_P14
TP_P11

FUNCCLK.
FUNCDATA.
FUNCSTBA
FUNCSTBB
FUNCSTBC
FUNCSTBD
FUNCSTBVIN
FUNCSTBAIN
EVOLCLK.
EVOLDATA.
EVOLSTBSW
EVOLSTB1
EVOLSTB2
EVOLSTB3
EVOLSTBZONE
LIMIT
AHBLIMIT
HIGHBRL

LIMITDET
FANDET
SIGDETSBR
SIGDETFR
SIGDETC
SIGDETSBL
SIGDETSL
SIGDETFL
SIGDETSR
STACKDET

TR952 KRA102S
TR953 KRC102S
TR954 KRA102S
TR955 KRC102S
TR956 KRA102S
TR957 KRC102S
TR958 KRA102S
TR959 KRC102S
TR960 KRA102S
TR961 KRC102S
TR962 KRA102S
TR963 KRC102S
TR964 KRA102S
TR965 KRC102S
TR966 KRA102S
TR967 KRC102S
TR968 KRA102S
TR969 KRC102S

RR960 10K
RR961 10K
RR962 10K
RR963 10K
RR964 10K
RR965 10K
RR966 10K
RR967 10K
RR968 10K
RR969 100K
RR970 4.7
TR951 KTC3875S GR
RR969 10K

SIGDETSR. C951 0.1
SIGDETSL. C952 0.1
SIGDETFL. C953 0.1
SIGDETSBL. C954 0.1
SIGDETSBR. C955 0.1
SIGDETFR. C956 0.1
SIGDETC. C957 0.1
SIGDETFA. C958 0.1
SIGDETSBR. C959 10000
SIGDETSBL. C960 10000
SIGDETSL. C961 10000
SIGDETFL. C962 10000

SPOWER
AUXPOWER
AUXRSV3
AUXRSV2
AUXRSV1
1PODET
MICDET
H/PDET
LINKPOWER
DIGITARRL
MDAUXCLK
MTAUXO.
MDAUXI.

RR975 10K
RR976 10K
RE971 100
RE972 100
RE973 0

CPUGND
SWM3.3V

TP_D13
TP_E13
TP_N12

	1	2	3	4	5	6	7	8	9	10	11	12	13	14	15	16
A	A1 CPUGND	A2 I/O FUNCDATA.	A3 SWM3.3V	A4 I/O FUNCSTBAIN	A5 I/O EVOLSTB1	A6 I/O SIGDETSBR.	A7 I/O SIGDETSL.	A8 I/O LIMITDET.	A9 I/O FUNCSTBVIN	A10 I/O EVOLSTBSW	A11 I/O EVOLSTBZONE	A12 I/O SIGDETSBL.	A13 I/O LIMIT	A14 SWM3.3V	A15 I/O HIGHBRL	A16 CPUGND
B	B1 I/O CPUD0	B2 CPUGND	B3 I/O FUNCSTBB	B4 I/O FUNCSTBD	B5 I/O EVOLDATA.	B6 I/O EVOLSTB3	B7 I/O SIGDETC.	B8 I/O SIGDETSR.	B9 I/O EVOLCLK.	B10 I/O EVOLSTB2	B11 I/O SIGDETFR.	B12 I/O SIGDETFL.	B13 I/O AHBLIMIT	B14 I/O FANDET.	B15 CPUGND	B16 I/O .RDY
C	C1 SWM3.3V	C2 I/O CPUD1	C3 I/O CPUD8	C4 I/O CPUA4	C5 I/O CPUA2	C6 I/O CPUA1	C7 I/O CPUA0	C8 I/O CPUD4	C9 I/O CPUD5	C10 I/O CPUD6	C11 I/O CPUD7	C12 I/O FUNCSTBA	C13 I/O DIGITARRL	C14 I/O H/PDET	C15 I/O .ALE	C16 SWM3.3V
D	D1 I/O CPUD3	D2 I/O CPUD2	D3 I/O CPUD9	D4 I/O RAMCS2	D5 I/O CPUA3	D6 NC	D7 NC	D8 NC	D9 NC	D10 NC	D11 I/O FUNCCLK.	D12 I/O FUNCSTBC	D13 I/O TP_D13	D14 I/O MICDET	D15 I/O .HOLD	D16 I/O .HLDA
E	E1 I/O CPUD12	E2 I/O CPUD13	E3 I/O CPUD11	E4 I/O CPUD10	E5 NC	E6 NC	E7 NC	E8 NC	E9 NC	E10 NC	E11 NC	E12 NC	E13 I/O TP_E13	E14 I/O SPOWER	E15 I/O .CLKOUT	E16 I/O .RD
F	F1 I/O CPUA13	F2 I/O CPUA14	F3 I/O RAMWR	F4 NC	F5 NC	F6 NC	F7 NC	F8 SWM3.3V	F9 SWM3.3V	F10 NC	F11 NC	F12 NC	F13 I/O AUXRSV2	F14 I/O AUXRSV1	F15 I/O .BHE	F16 I/O .WR
G	G1 I/O CPUA11	G2 I/O CPUA12	G3 I/O CPUA5	G4 NC	G5 NC	G6 NC	G7 CPUGND	G8 CPUGND	G9 CPUGND	G10 CPUGND	G11 NC	G12 NC	G13 NC	G14 I/O AUXRSV3	G15 I/O .CS0	G16 I/O .CS1
H	H1 I/O CPUD14	H2 I/O CPUA10	H3 I/O CPUA6	H4 NC	H5 IO/GCLK0 HDPOWER	H6 SWM3.3V	H7 CPUGND	H8 SWM3.3V	H9 CPUGND	H10 SWM3.3V	H11 SWM3.3V	H12 IO/GCLK3	H13 NC	H14 I/O AUXPOWER	H15 I/O .CS2	H16 I/O .CS3
J	J1 I/O CPUD15	J2 I/O RAMCS1	J3 I/O CPUA7	J4 NC	J5 IO/GCLK1 RDS_CE	J6 SWM3.3V	J7 SWM3.3V	J8 CPUGND	J9 SWM3.3V	J10 CPUGND	J11 SWM3.3V	J12 IO/GCLK2	J13 NC	J14 I/O XMPOWER2	J15 I/O .A18	J16 I/O .A19
K	K1 I/O RAMRD	K2 I/O CPUA15	K3 I/O CPUA8	K4 NC	K5 NC	K6 NC	K7 CPUGND	K8 CPUGND	K9 CPUGND	K10 CPUGND	K11 NC	K12 NC	K13 NC	K14 I/O XMRST	K15 I/O .A16	K16 I/O .A17
L	L1 I/O CPUA16	L2 I/O CPUA17	L3 I/O CPUA19	L4 I/O CPUA9	L5 NC	L6 TDI MPLDTDI_M	L7 NC	L8 SWM3.3V	L9 SWM3.3V	L10 NC	L11 NC	L12 NC	L13 I/O XMDITCE	L14 I/O LINKACTIVE	L15 I/O .A14	L16 I/O .A15
M	M1 I/O CPUA18	M2 I/O ROMRD	M3 I/O CPUROMRST	M4 I/O ROMWR	M5 TDO MPLDTDO_M	M6 NC	M7 NC	M8 IO/OEV_OE IPODDET	M9 IO/OEV_CLR LINKPOWER	M10 NC	M11 NC	M12 NC	M13 I/O XMDITRST	M14 I/O TRIGGRL.	M15 I/O .A12	M16 I/O .A13
N	N1 I/O ROMCS	N2 I/O STACKDET.	N3 I/O ROMRDY	N4 TMS MPLDTMS	N5 I/O RDS_RST	N6 NC	N7 NC	N8 NC	N9 NC	N10 NC	N11 NC	N12 I/O TP_N12	N13 I/O XMPOWER	N14 I/O EPOWER	N15 I/O .A10	N16 I/O .A11
P	P1 SWM3.3V	P2 I/O STEREO	P3 TCK MPLDTCK	P4 I/O .D1	P5 I/O _PREEXPOE	P6 I/O _PREEXPSTB	P7 I/O _PREEXPDIN	P8 I/O _PREEXPCLK	P9 I/O MDAUXCLK.	P10 I/O MDAUXI.	P11 I/O TP_P11	P12 I/O ANTREV.	P13 I/O MIAUXO.	P14 I/O TP_P14	P15 I/O .A9	P16 SWM3.3V
R	R1 I/O TUNED	R2 CPUGND	R3 I/O .D0	R4 I/O .D3	R5 I/O .D5	R6 I/O .D7	R7 I/O .D9	R8 I/O .D11	R9 I/O .D13	R10 I/O .D15	R11 I/O .A1	R12 I/O .A3	R13 I/O .A5	R14 I/O .A6	R15 CPUGND	R16 I/O .A8
T	T1 CPUGND	T2 I/O T.MUTE	T3 SWM3.3V	T4 I/O .D2	T5 I/O .D4	T6 I/O .D6	T7 I/O .D8	T8 I/O .D10	T9 I/O .D12	T10 I/O .D14	T11 I/O .A0	T12 I/O .A2	T13 I/O .A4	T14 SWM3.3V	T15 I/O .A7	T16 CPUGND

IC951 EPM570F256C5N [TOP VIEW]

TO CPU ROM/RAM
TO 1U-3821-1(8/8)

.CPUA0 R951 100 CPUA0
.CPUA1 R952 100 CPUA1
.CPUA2 R953 100 CPUA2
.CPUA3 R954 100 CPUA3
.CPUA4 R955 100 CPUA4
.CPUA5 R956 100 CPUA5
.CPUA6 R957 100 CPUA6
.CPUA7 R958 100 CPUA7
.CPUA8 R959 100 CPUA8
.CPUA9 R960 100 CPUA9
.CPUA10 R961 100 CPUA10
.CPUA11 R962 100 CPUA11
.CPUA12 R963 100 CPUA12
.CPUA13 R964 100 CPUA13
.CPUA14 R965 100 CPUA14
.CPUA15 R966 100 CPUA15
.CPUA16 R967 100 CPUA16
.CPUA17 R968 100 CPUA17
.CPUA18 R969 100 CPUA18
.CPUA19 R970 100 CPUA19

.CPUD0 R971 100 CPUD0
.CPUD1 R972 100 CPUD1
.CPUD2 R973 100 CPUD2
.CPUD3 R974 100 CPUD3
.CPUD4 R975 100 CPUD4
.CPUD5 R976 100 CPUD5
.CPUD6 R977 100 CPUD6
.CPUD7 R978 100 CPUD7
.CPUD8 R979 100 CPUD8
.CPUD9 RE955 100 CPUD9
.CPUD10 RE956 100 CPUD10
.CPUD11 RE957 100 CPUD11
.CPUD12 RE958 100 CPUD12
.CPUD13 RE959 100 CPUD13
.CPUD14 RE960 100 CPUD14
.CPUD15 RE961 100 CPUD15

.CPUROMRST RE962 100 CPUROMRST
.ROMRDY RE963 100 ROMRDY
.ROMWR RE964 100 ROMWR
.ROMRD RE965 100 ROMRD
.ROMCS RE966 100 ROMCS
.RAMWR RE967 100 RAMWR
.RAMRD RE968 100 RAMRD
.RAMCS1 RE969 100 RAMCS1
.RAMCS2 RE970 100 RAMCS2

RE951 10K
RE952 10K
RE953 10K
RE954 10K
RE961 10K
RE962 10K
RE963 10K
RE964 10K

SWM3.3V
CPUGND

TO MAINCPU
TO 1U-3821-1(6/8)

.CS3 .CS2 .CS1 .CS0 .WR .BHE .RD .CLKOUT .HLDA .HOLD .ALE .RDY .A19 .A18 .A17 .A16 .A15 .A14 .A13 .A12 .A11 .A10 .A9 .A8 .A7 .A6 .A5 .A4 .A3 .A2 .A1 .A0 .D15 .D14 .D13 .D12 .D11 .D10 .D9 .D8 .D7 .D6 .D5 .D4 .D3 .D2 .D1 .D0

_PREEXPOE RR971 100 .PREEXPOE
_PREEXPSTB RR972 100 .PREEXPSTB
_PREEXPDIN RR973 100 .PREEXPDIN
_PREEXPCLK RR974 100 .PREEXPCLK

1U-3821-1
CPU_UNIT(7/8)
CPUPLD

SCHEMATIC DIAGRAMS (19/63)
1U-3821 CPU UNIT(7/9)
1U-3821-1 CPU UNIT(7/8)
CPU PLD

A B C D E F

1 2 3 4 5 6 7 8

A B C D E F

TO CPU PLD
TO 1U-38321-1(7/8)

1U-3821-1
CPU_UNIT(8/8)

CPU_ROM/RAM

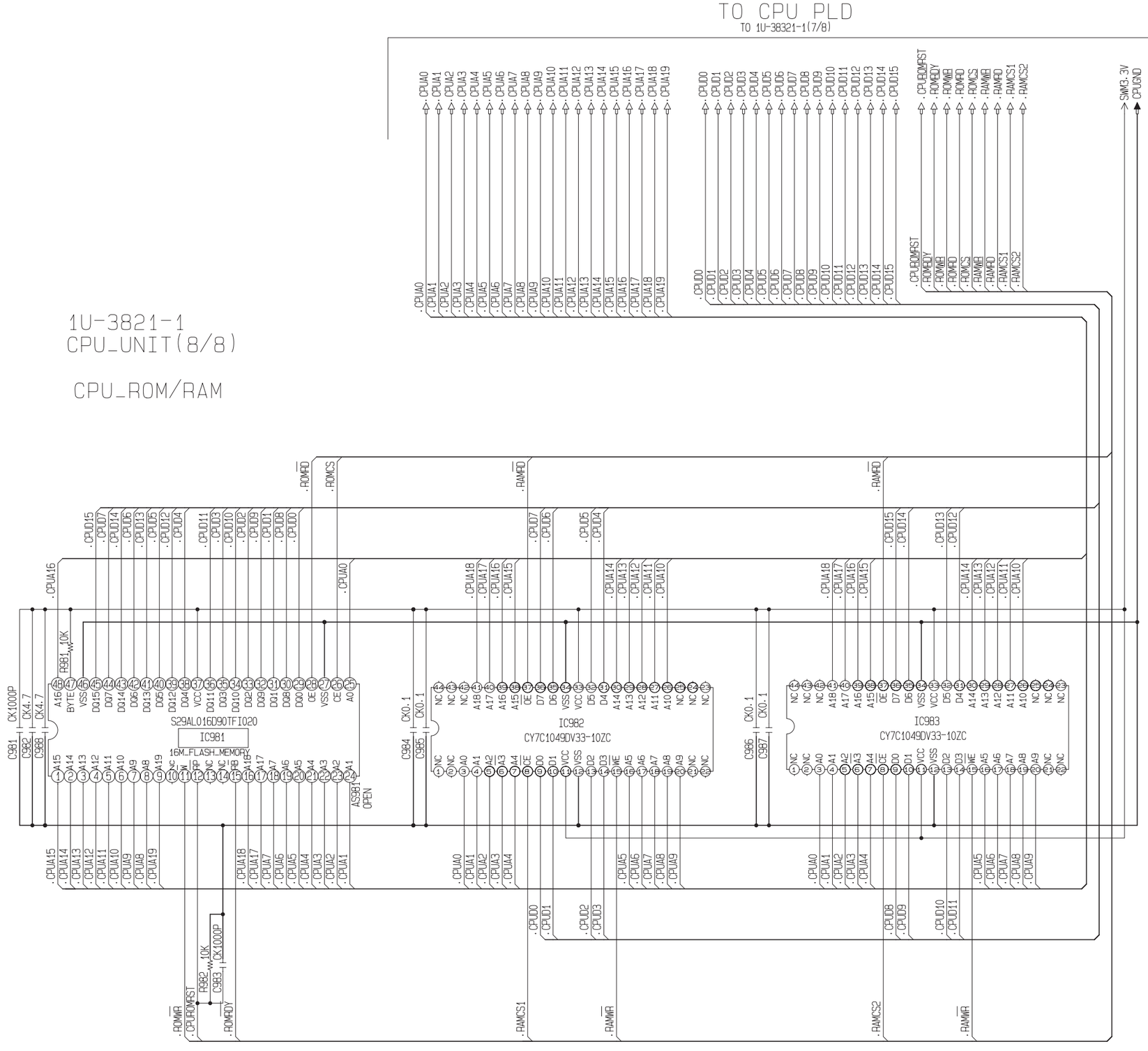

SCHEMATIC DIAGRAMS (20/63)

1U-3821 CPU UNIT(8/9)
1U-3821-1 CPU UNIT(8/8)
CPU ROM / RAM



SCHEMATIC DIAGRAMS (21/63)

1U-3821 CPU UNIT (9/9)

1U-3821-2 CPU FRONT UNIT

SCHEMATIC DIAGRAMS (22/63)

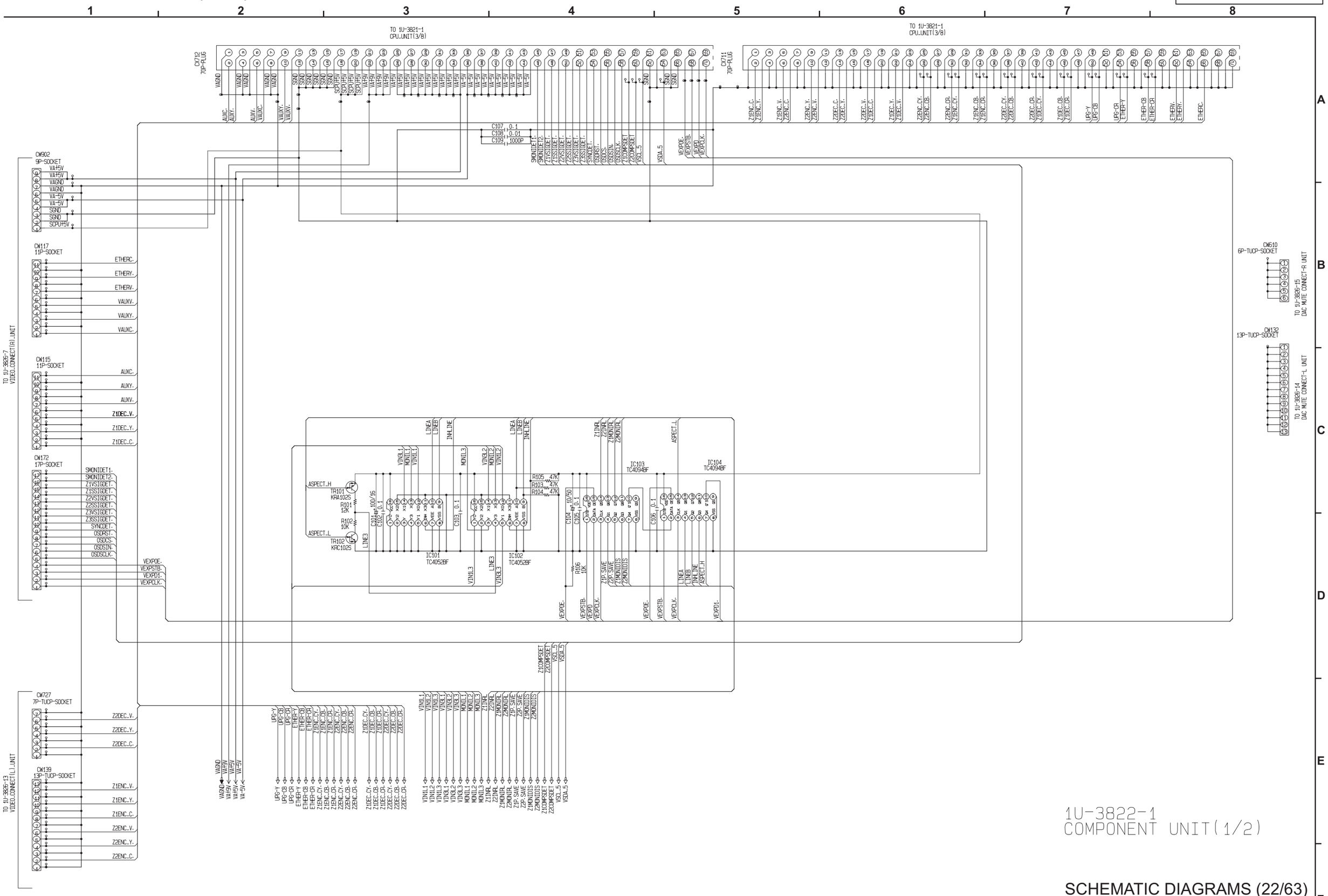

SCHEMATIC DIAGRAMS (22/63)

1U-3822 ANALOG VIDEO UNIT (1/5)
1U-3822-1 COMPONENT UNIT (1/2)

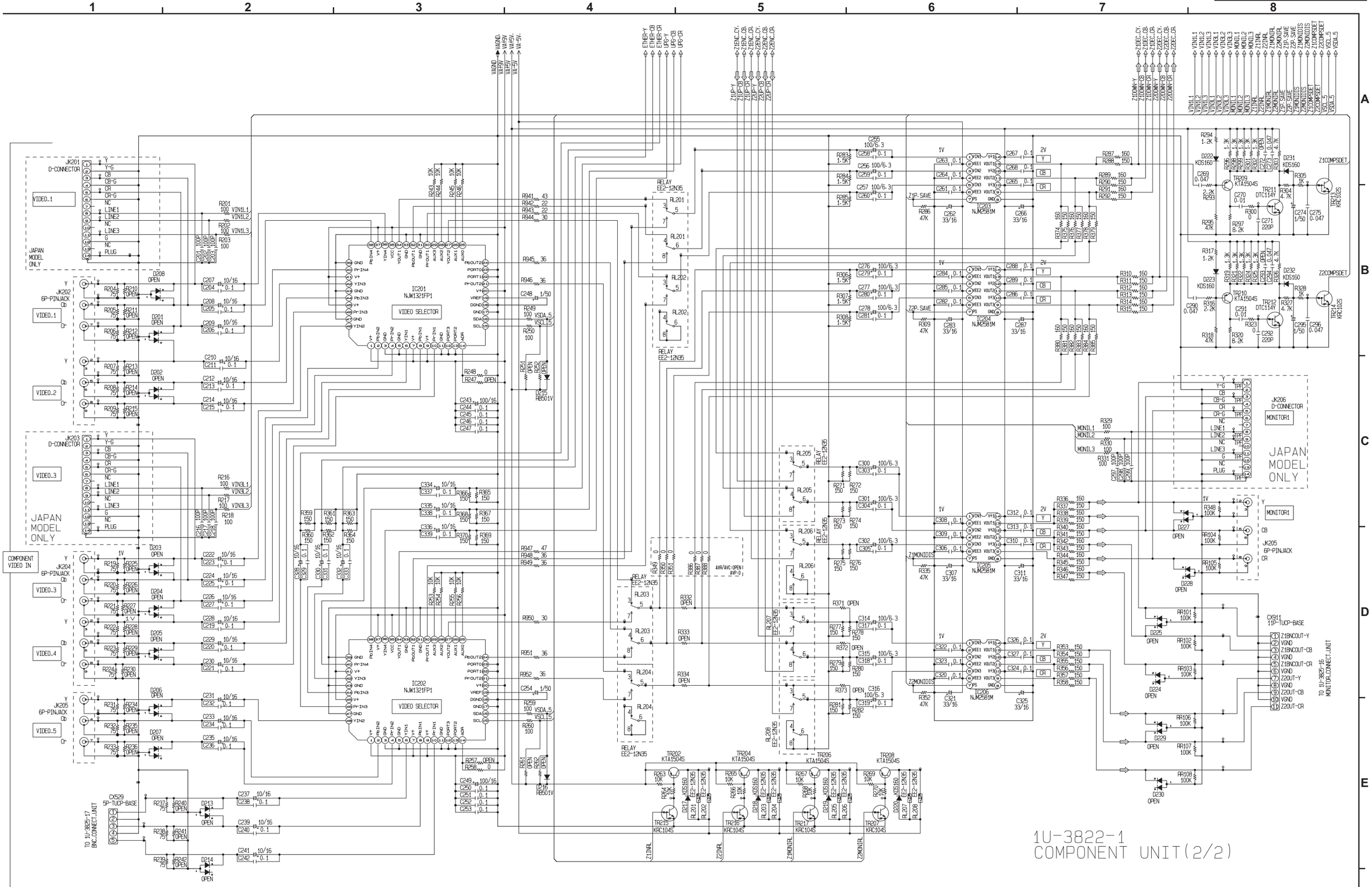

SCHEMATIC DIAGRAMS (23/63)

1U-3822 ANALOG VIDEO UNIT(2/5)

1U-3822-1 COMPONENT UNIT(2/2)

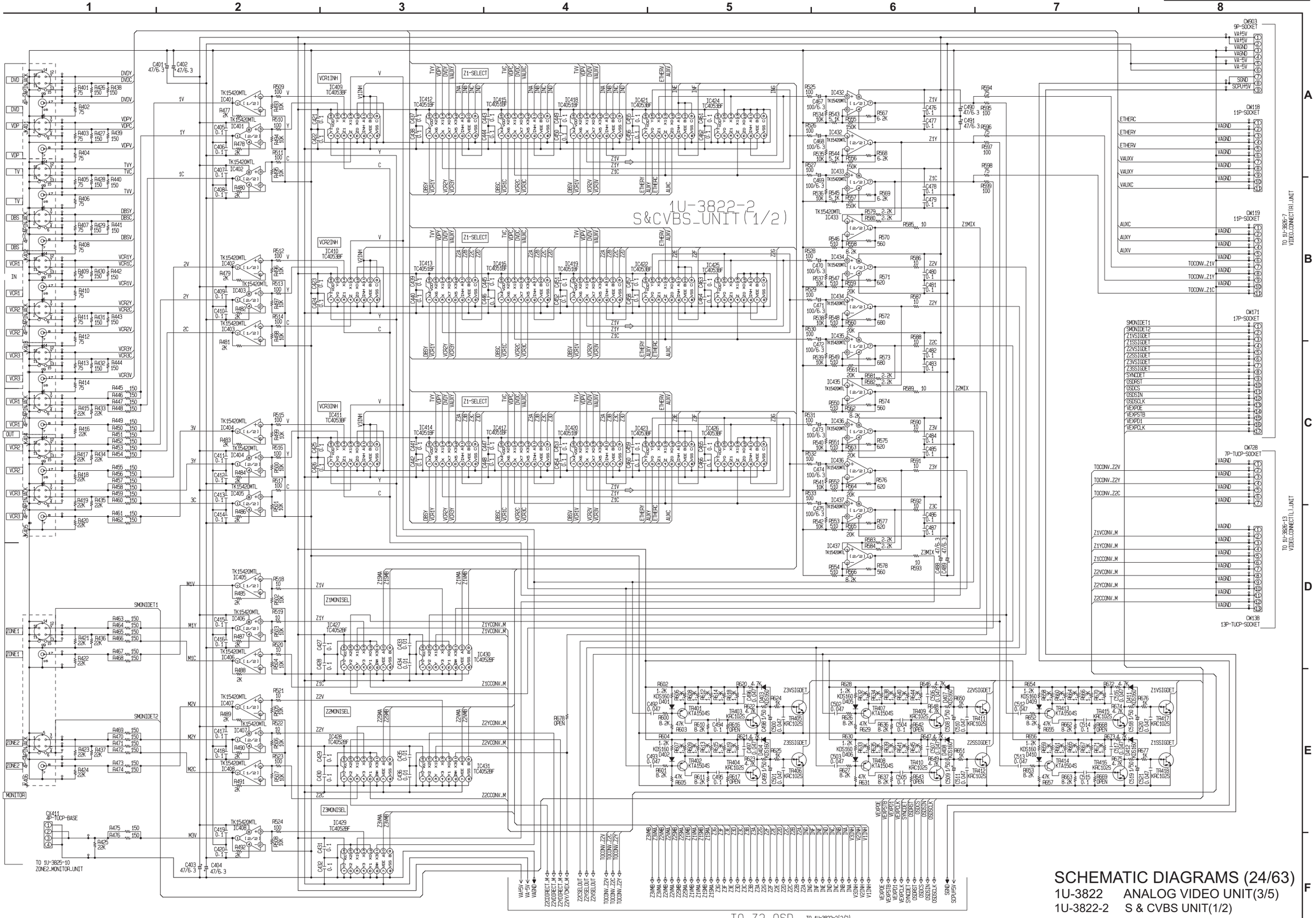

SCHEMATIC DIAGRAMS (24/63)

1U-3822 ANALOG VIDEO UNIT(3/5)

1U-3822-2 S & CVBS UNIT(1/2)

TO S & CVBS

TO 1U-3822-2(1/2)

Z2 OSD VER1

1U-3822-2
S&CVBS_UNIT(2/2)

SCHEMATIC DIAGRAMS (25/63)
1U-3822 ANALOG VIDEO UNIT(4/5)
1U-3822-2 S & CVBS UNIT(2/2)

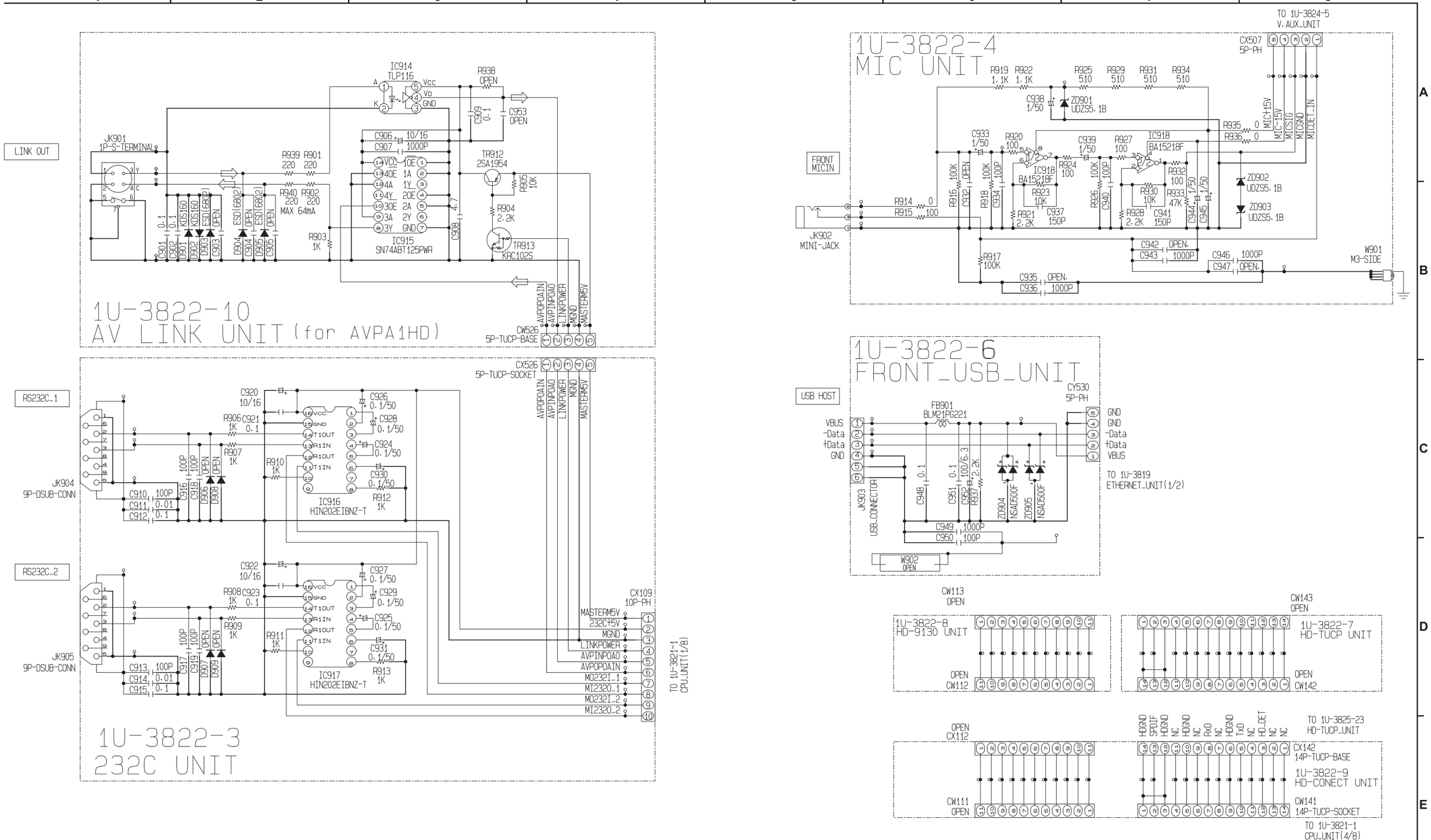

SCHEMATIC DIAGRAMS (26/63)

1U-3822 ANALOG VIDEO UNIT (5/5)
1U-3822-3 232C UNIT
1U-3822-4 MIC UNIT
1U-3822-5 MIC SUB UNIT
1U-3822-6 FRONT USB UNIT
1U-3822-9 HD CONNECT UNIT
1U-3822-10 AV LINK UNIT



SCHEMATIC DIAGRAMS (27/63)

1U-3823 ANALOG AUDIO UNIT(1/6)

1U-3823-1 PRE OUT UNIT(1/2)

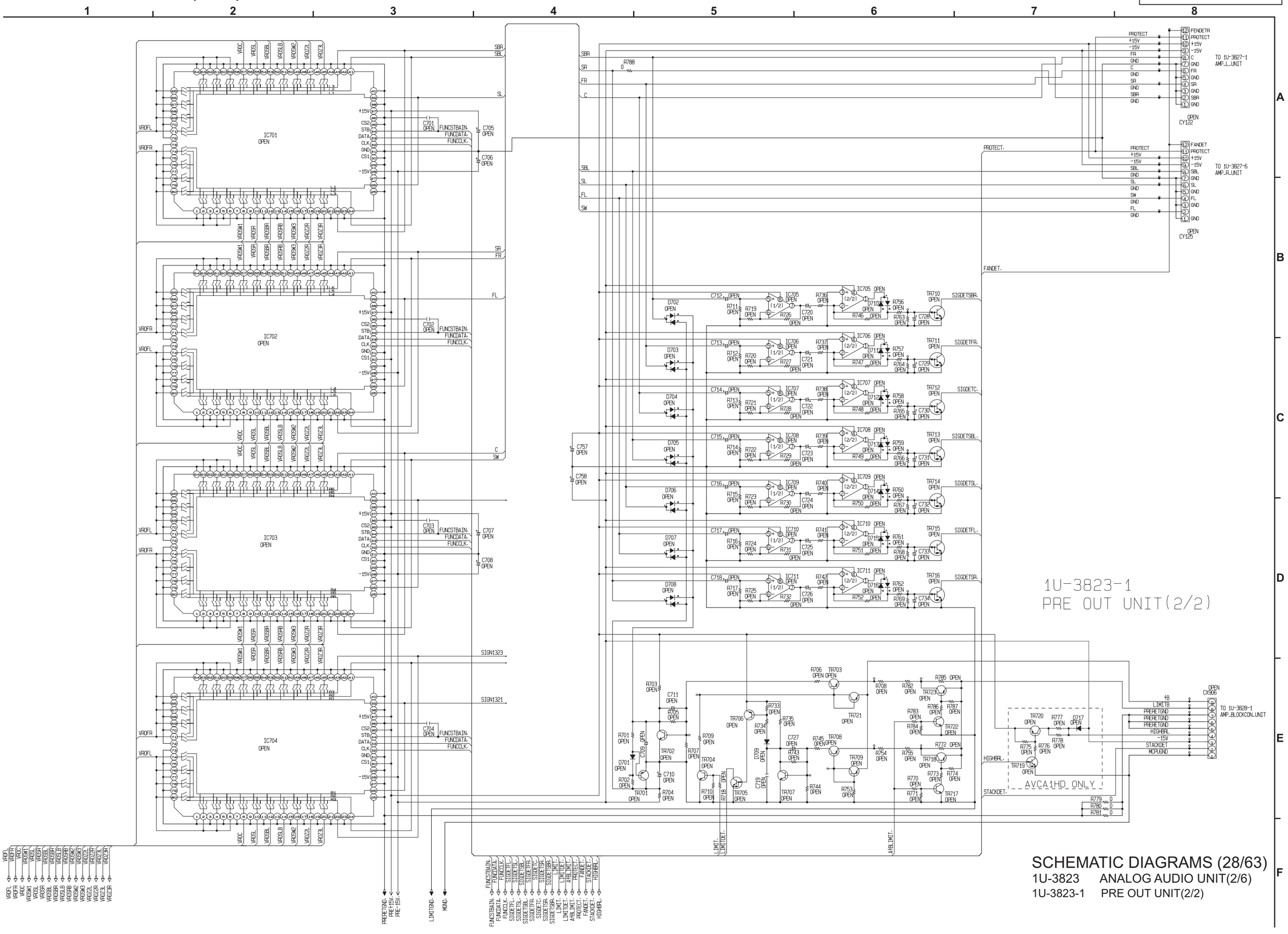

SCHEMATIC DIAGRAMS (28/63)

1U-3823 ANALOG AUDIO UNIT(2/6)

1U-3823-1 PRE OUT UNIT(2/2)

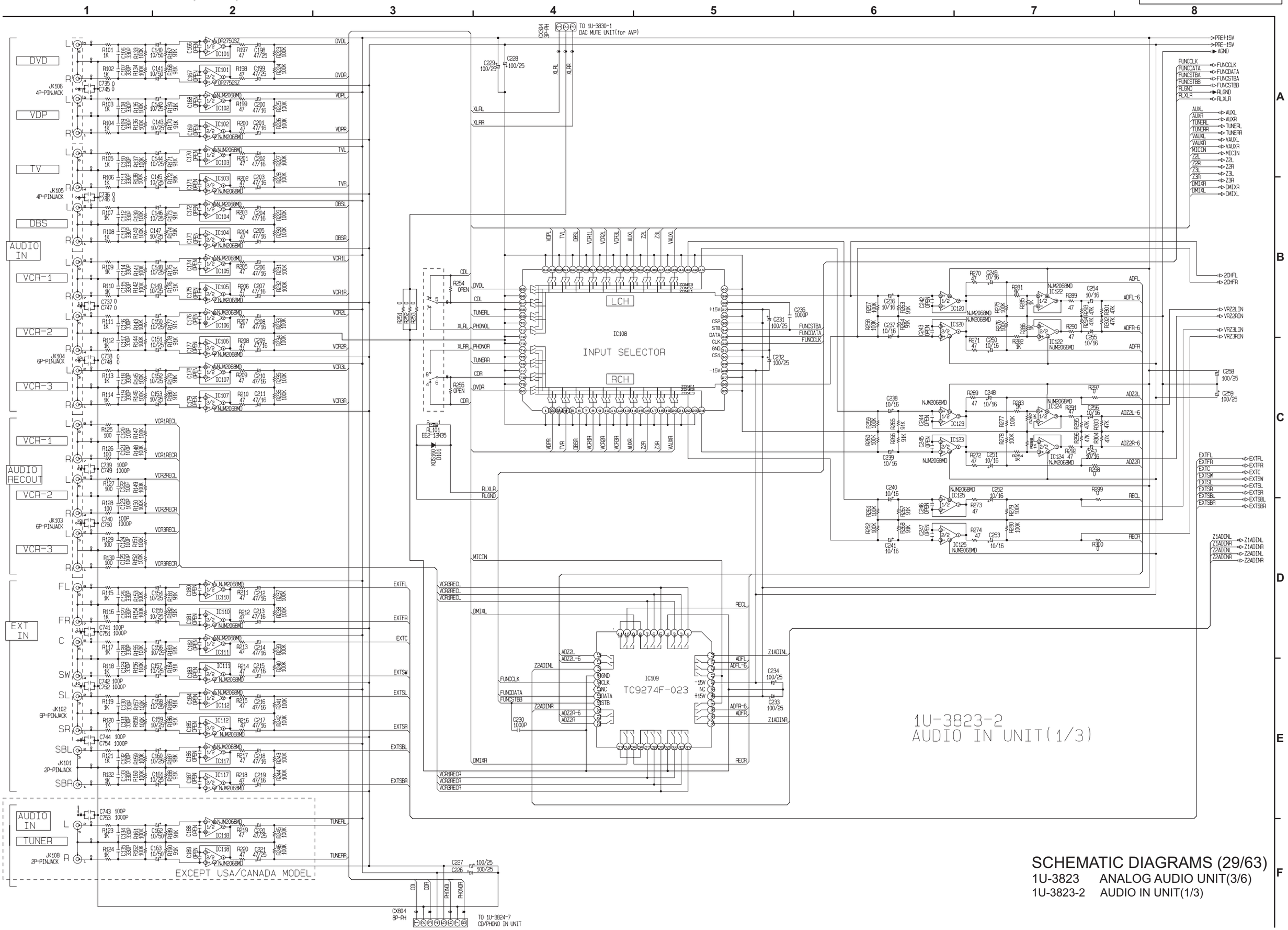

SCHEMATIC DIAGRAMS (29/63)

1U-3823 ANALOG AUDIO UNIT(3/6)

1U-3823-2 AUDIO IN UNIT(1/3)

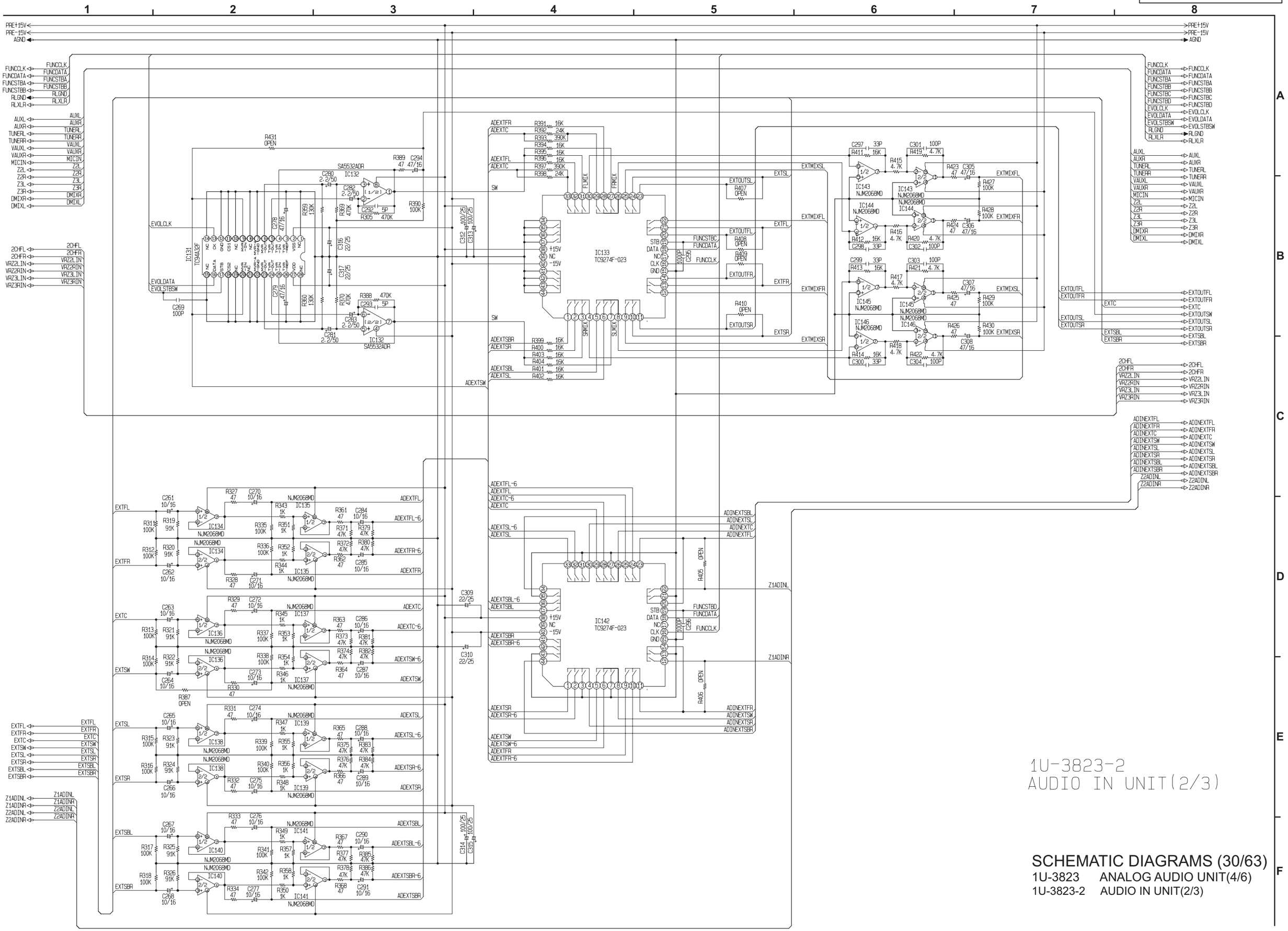
1
2
3
4
5
6
7
8
A
B
C
D
E
F
IC131 TC94A33F
IC132 SA5532ADR
IC133 TC9274F-023
IC134 NJM2068MD
IC135 NJM2068MD
IC136 NJM2068MD
IC137 NJM2068MD
IC138 NJM2068MD
IC139 NJM2068MD
IC140 NJM2068MD
IC141 NJM2068MD
IC142 TC9274F-023
IC143 NJM2068MD
IC144 NJM2068MD
IC145 NJM2068MD
IC146 NJM2068MD
FUNCCLK
FUNCDATA
FUNCSTBA
FUNCSTBB
FUNCSTBC
FUNCSTBD
EVOLCLK
EVOLDATA
EVOLSTBSW
AUXL
AUXR
TUNERL
TUNERR
VAUXL
VAUXR
MICIN
Z2L
Z2R
Z3L
Z3R
DMIXR
DMIXL
2CHFL
2CHFR
VRZ2LIN
VRZ2RIN
VRZ3LIN
VRZ3RIN
EXTFL
EXTFR
EXTC
EXTSW
EXTSL
EXTSR
EXTSBL
EXTSBR
EXTOUTFL
EXTOUTFR
EXTOUTSW
EXTOUTSL
EXTOUTSR
EXTSBL
EXTSBR
ADINEXTFL
ADINEXTFR
ADINEXTC
ADINEXTSW
ADINEXTSL
ADINEXTSR
ADINEXTSBL
ADINEXTSBR
Z2ADINL
Z2ADINR
Z1ADINL
Z1ADINR
ADEXTFL
ADEXTFR
ADEXTC
ADEXTSW
ADEXTSL
ADEXTSR
ADEXTSBL
ADEXTSBR
ADEXTFL-6
ADEXTFR-6
ADEXTC-6
ADEXTSW-6
ADEXTSL-6
ADEXTSR-6
ADEXTSBL-6
ADEXTSBR-6
EXTMIXFL
EXTMIXFR
EXTMIXSW
EXTMIXSL
EXTMIXSR
EXTFL
EXTFR
EXTC
EXTSW
EXTSL
EXTSR
EXTSBL
EXTSBR
FLMIX
FRMIX
SLMIX
SRMIX
SW
+15V
-15V
NC
STB
DATA
CLK
GND
FUNCSTBD
FUNCDATA
FUNCCLK
1U-3823-2
AUDIO IN UNIT(2/3)
SCHEMATIC DIAGRAMS (30/63)
1U-3823 ANALOG AUDIO UNIT(4/6)
1U-3823-2 AUDIO IN UNIT(2/3)

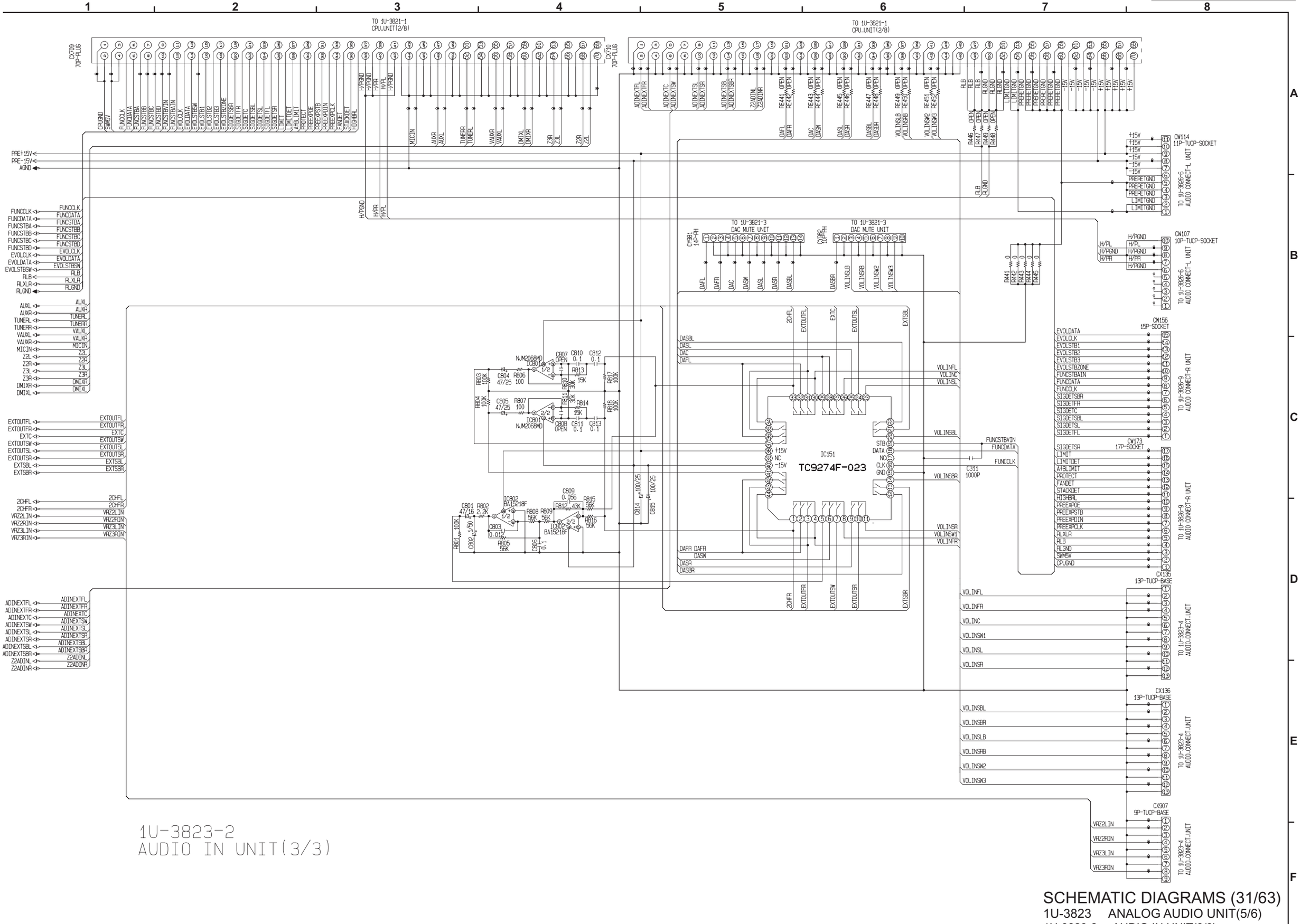
1 2 3 4 5 6 7 8
A B C D E F
TO 1U-3821-1 CPU_UNIT(2/8)
TO 1U-3821-3 DAC MUTE UNIT
CX709 70P-PLUG
CX710 70P-PLUG
CW114 11P-TUCP-SOCKET
CW107 10P-TUCP-SOCKET
CW156 15P-SOCKET
CW173 17P-SOCKET
CX135 13P-TUCP-BASE
CX136 13P-TUCP-BASE
CX907 9P-TUCP-BASE
TO 1U-3826-6 AUDIO CONNECT-L UNIT
TO 1U-3826-9 AUDIO CONNECT-R UNIT
TO 1U-3823-4 AUDIO.CONNECT.UNIT
IC151
TC9274F-023
IC801
NJM2068MD
IC802
BA15218F
PRE+15V
PRE-15V
AGND
+15V
-15V
H/PGND
H/PR
H/PL
FUNCCLK
FUNCDATA
EVOLCLK
EVOLDATA
EVOLSTBSW
RLB
RLXLR
RLGND
AUXL
AUXR
TUNERL
TUNERR
VAUXL
VAUXR
MICIN
Z2L
Z2R
Z3L
Z3R
DMIXR
DMIXL
EXTOUTFL
EXTOUTFR
EXTC
EXTOUTSW
EXTOUTSL
EXTOUTSR
EXTSBL
EXTSBR
2CHFL
2CHFR
VRZ2LIN
VRZ2RIN
VRZ3LIN
VRZ3RIN
ADINEXTFL
ADINEXTFR
ADINEXTC
ADINEXTSW
ADINEXTSL
ADINEXTSR
ADINEXTSBL
ADINEXTSBR
Z2ADINL
Z2ADINR
DAFL
DAFR
DAC
DASW
DASL
DASR
DASBL
DASBR
VOLINSLB
VOLINSRB
VOLINSW2
VOLINSW3
VOLINFL
VOLINC
VOLINSL
VOLINSW1
VOLINFR
VOLINSR
VOLINSBL
VOLINSBR
FUNCSTBVIN
FUNCDATA
FUNCCLK
SIGDETSBR
SIGDETFR
SIGDETC
SIGDETSBL
SIGDETSL
SIGDETFL
SIGDETSR
LIMIT
LIMITDET
A+BLIMIT
PROTECT
FANDET
STACKDET
HTGHBAL
PREEXPOE
PREEXPSTB
PREEXPDIN
PREEXPCLK
RLXLR
RLB
RLGND
SWM5V
CPUGND
1U-3823-2
AUDIO IN UNIT(3/3)
SCHEMATIC DIAGRAMS (31/63)
1U-3823 ANALOG AUDIO UNIT(5/6)
1U-3823-2 AUDIO IN UNIT(3/3)

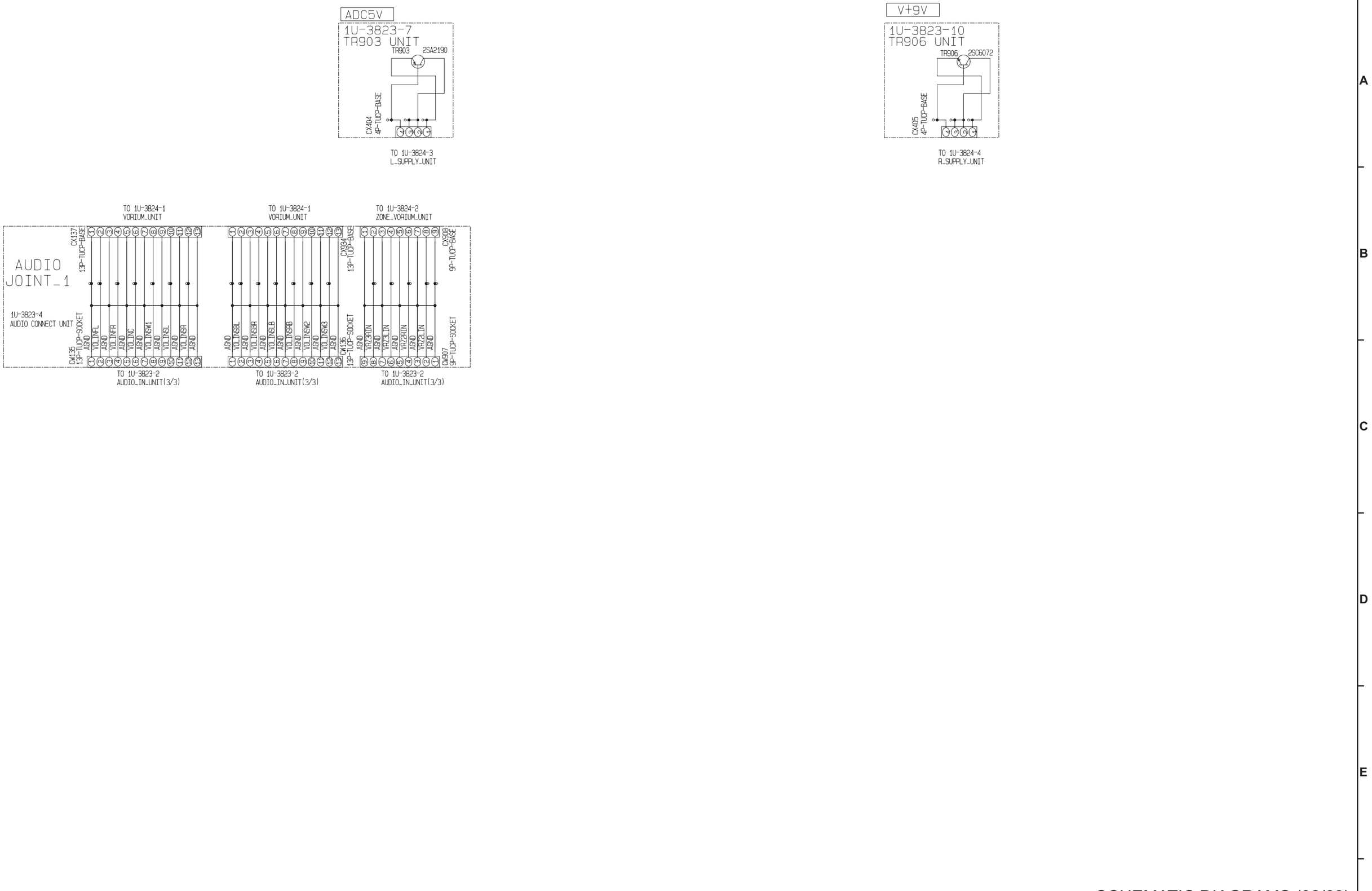

SCHEMATIC DIAGRAMS (32/63)

1U-3823	ANALOG AUDIO UNIT (6/6)
1U-3823-4	AUDIO CONNECT UNIT
1U-3823-7	TR903 UNIT
1U-3823-10	TR906 UNIT

SCHEMATIC DIAGRAMS (33/63)

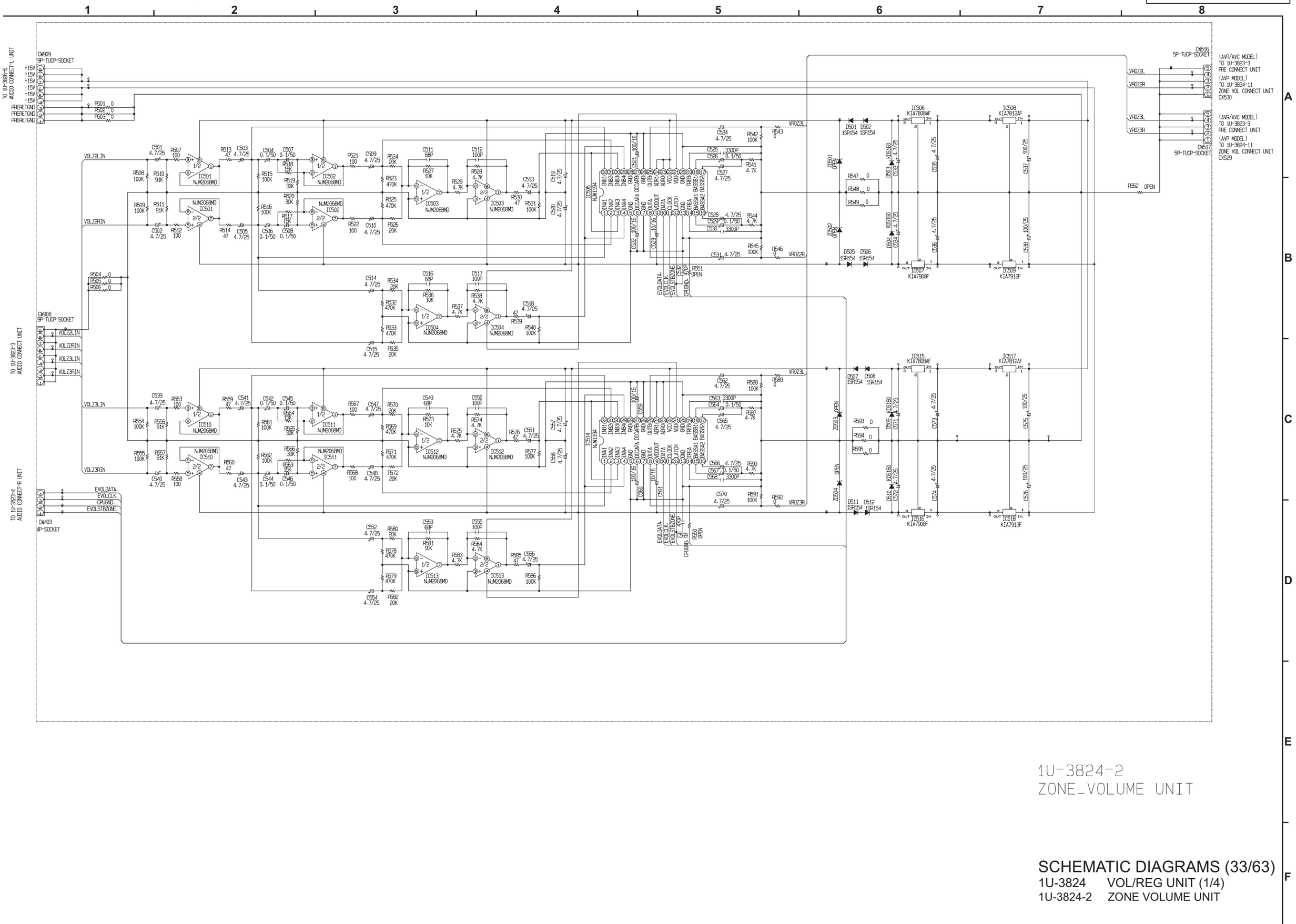

1U-3824-2
ZONE_VOLUME UNIT

SCHEMATIC DIAGRAMS (33/63)

1U-3824 VOL/REG UNIT (1/4)
1U-3824-2 ZONE VOLUME UNIT

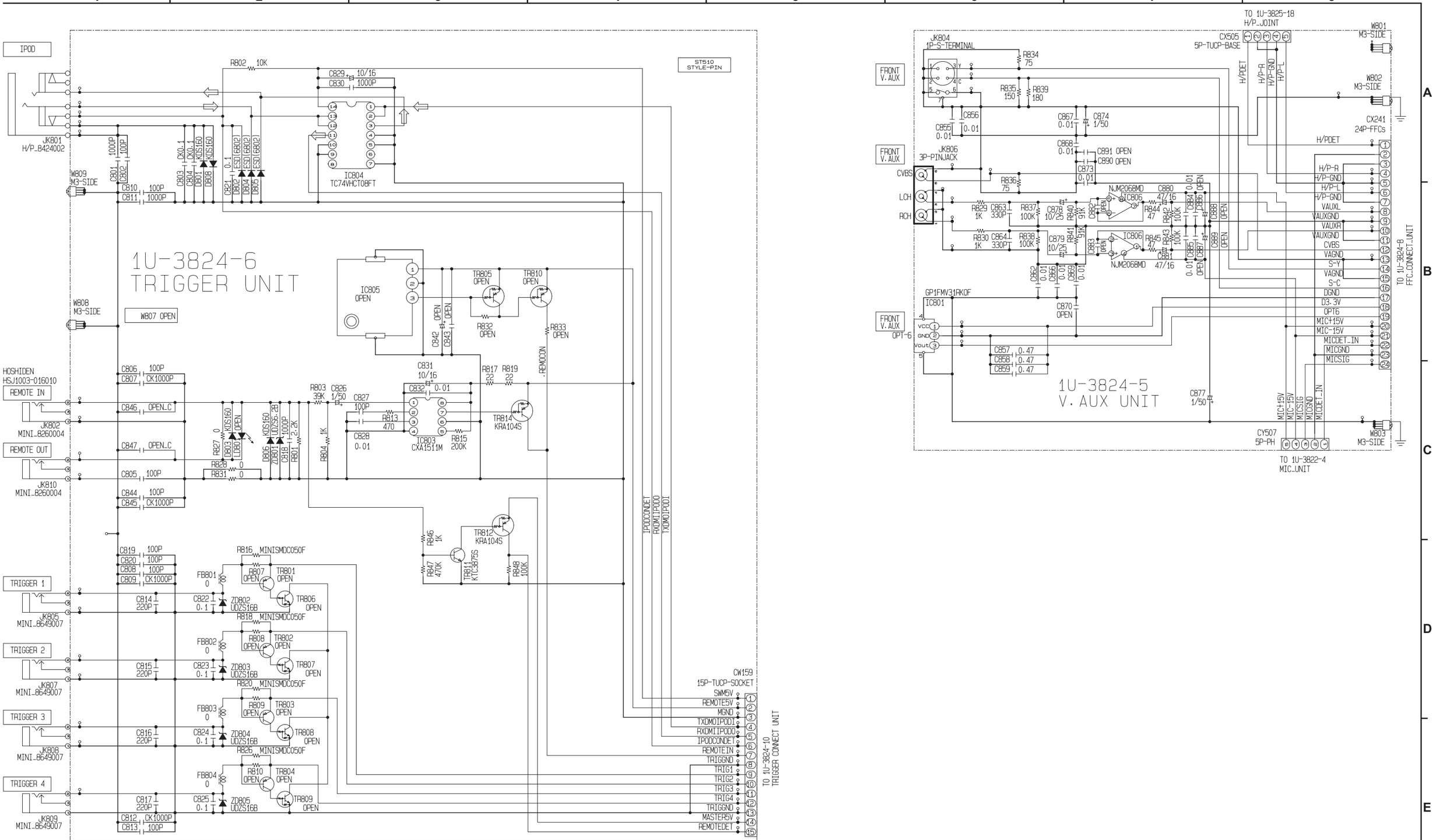

SCHEMATIC DIAGRAMS (34/63)

1U-3824 VOL/REG UNIT (2/4)
1U-3824-5 V.AUX UNIT
1U-3824-6 TRIGGER UNIT

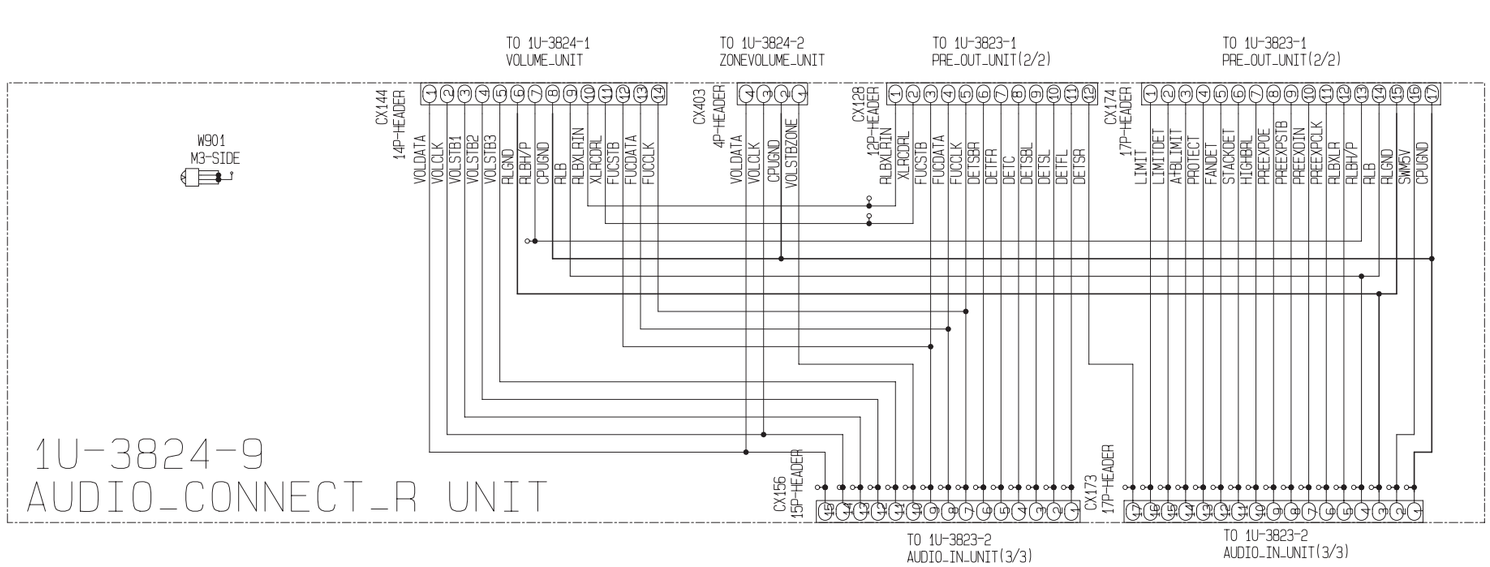

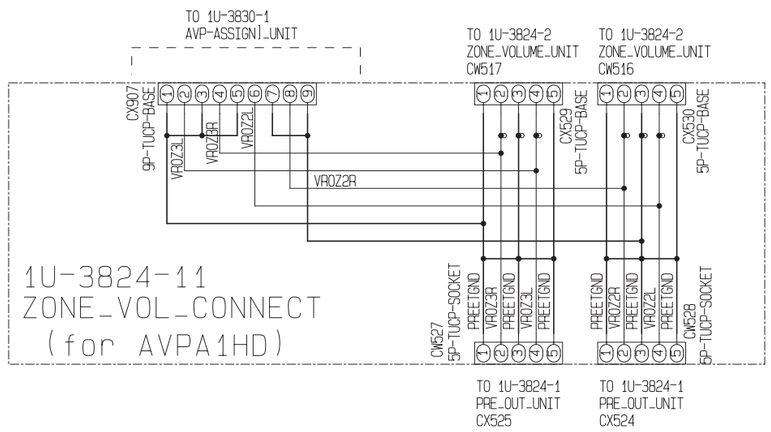

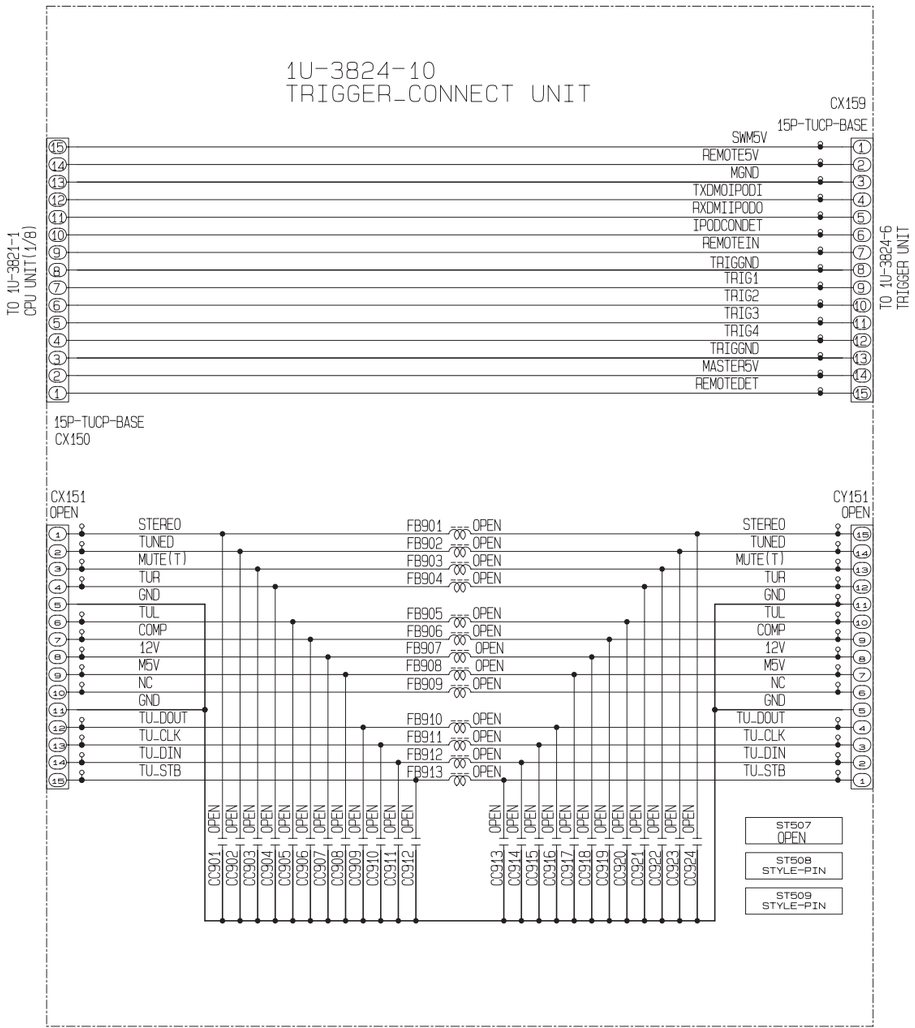

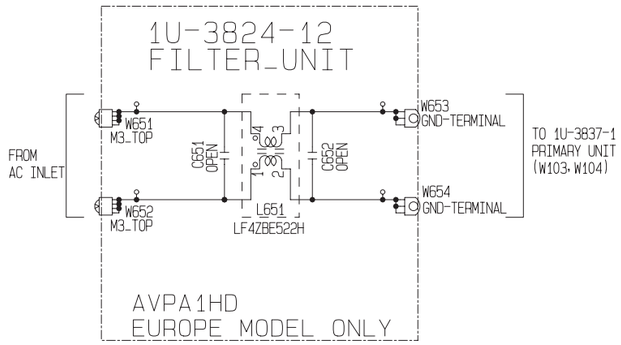

SCHEMATIC DIAGRAMS (35/63)

1U-3824 VOL/REG UNIT (3/4)
1U-3824-9 AUDIO CONNECT R UNIT
1U-3824-10 TRIGGER CONNECT UNIT
1U-3824-11 ZONE VOL CONNECT UNIT
1U-3824-12 FILTER UNIT (E2 model only)

SCHEMATIC DIAGRAMS (36/63)

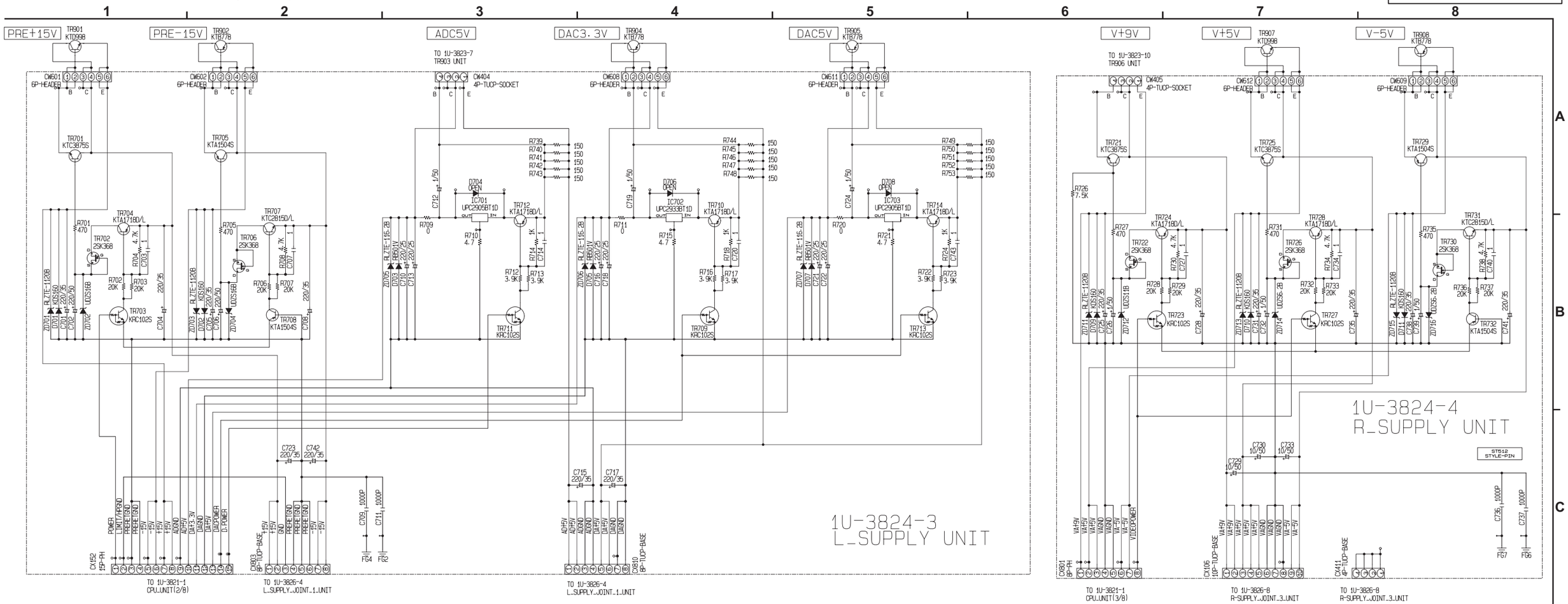

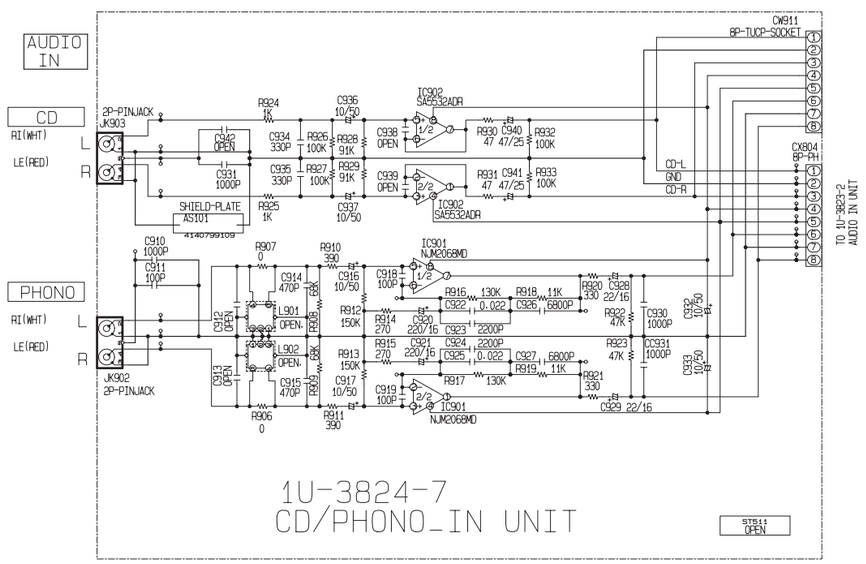

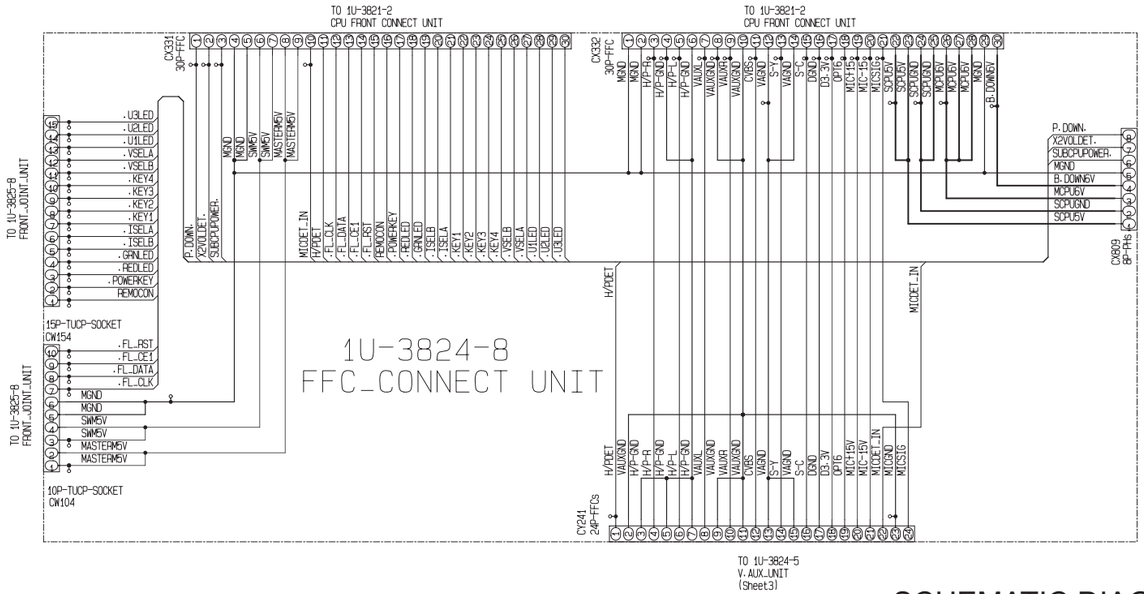

SCHEMATIC DIAGRAMS (36/63)

1U-3824 VOL/REG UNIT (4/4)
1U-3824-3 L SUPPLY UNIT
1U-3824-4 R SUPPLY UNIT
1U-3824-7 CD PHONO IN UNIT
1U-3824-8 FFC CONNECT UNIT

SCHEMATIC DIAGRAMS (37/63) ⚠3

1 2 3 4 5 6 7 8 — A B C D E F

1U-3825-9 HEAD_PHONE UNIT

	C705-C706
AVP5308CI AVCA1HD	OPEN
AVPA1HD (USA/CANADA/JAPAN)	OPEN
AVPA1HD (EUROPE)	4700P

1U-3825-18 H/P_JOINT UNIT

TO 1U-3824-5 V.AUX_UNIT

1U-3825-6 CPU/FLD.SUPPLY UNIT

1U-3825-1 FLD UNIT

FL701 FLD(19-BT-08GINK)

1U-3825-3 VOL_ENCODER UNIT

1U-3825-2 SOURCE_ENCODER UNIT

1U-3825-4 TACT_SW UNIT

1U-3825-5 TACT_JOINT UNIT

1U-3825-8 FRONT_JOINT_UNIT

TO 1U-3824-8 FFC_CONNECT_UNIT

1U-3825-15 POWER_SW UNIT

	EUROPE	JAPAN	USA/CANADA
CB14	2.2M (0002422009001)	OPEN	OPEN

1U-3825-13 E3_OUTLET (EXCEPT EUROPE MODEL)

1U-3825-14 E2_OUTLET (EUROPE MODEL ONLY)

	L1	L2	L3	L4	L5	L6	L7	L8	L9
K1	ZONE4 ON/OFF	STANDARD	PURE DIRECT	RESTORER	NIGHT	MENU	DOWN	RETURN	STATUS
K2	ZONE3 ON/OFF	HOME THX CINEMA	DIRECT STEREO	CINEMA	MUSIC	GAME	LEFT	ENTER	RIGHT
K3	SOURCE	TUNING PRESET	ZONE2/3 4/REC	VIDEO SELECT	DSP SIMU.	7CH STEREO	INPUT MODE	UP	-----
K4	ZONE2 ON/OFF	AUDIO DELAY	DIMMER	SCALE	MONITOR SELECT	ROOM EQ	Q.SEL1	Q.SEL2	Q.SEL3

SOURCE	TUNING PRESET	ZONE2/3 4/REC	VIDEO SELECT	
STANDARD	HOME THX CINEMA	DSP SIMU.	7CH STEREO	INPUT MODE
PURE DIRECT	DIRECT STEREO	CINEMA	MUSIC	GAME
		RESTORER	NIGHT	MENU

	UP	
LEFT	ENTER	RIGHT
	DOWN	

ZONE2 ON/OFF	ZONE3 ON/OFF	ZONE4 ON/OFF	SCALE	MON/SEL	STATUS	
AUDIO DELAY			DIMMER	ROOMEQ		
RETURN						

Q.SEL1	Q.SEL2	Q.SEL3	

SCHEMATIC DIAGRAMS (37/63)

1U-3825	FRONT UNIT (1/2)		
1U-3825-1	FLD UNIT		
1U-3825-2	SOURCE ENCODER UNIT	1U-3825-9	HEAD PHONE UNIT
1U-3825-3	VOL ENCODER UNIT	1U-3825-13	E3 OUTLET UNIT
1U-3825-4	TACT SW UNIT	1U-3825-14	E2 OUTLET UNIT
1U-3825-5	TACT JOINT UNIT	1U-3825-15	POWER SW UNIT
1U-3825-8	FRONT JOINT UNIT	1U-3825-18	H/P JOINT UNIT

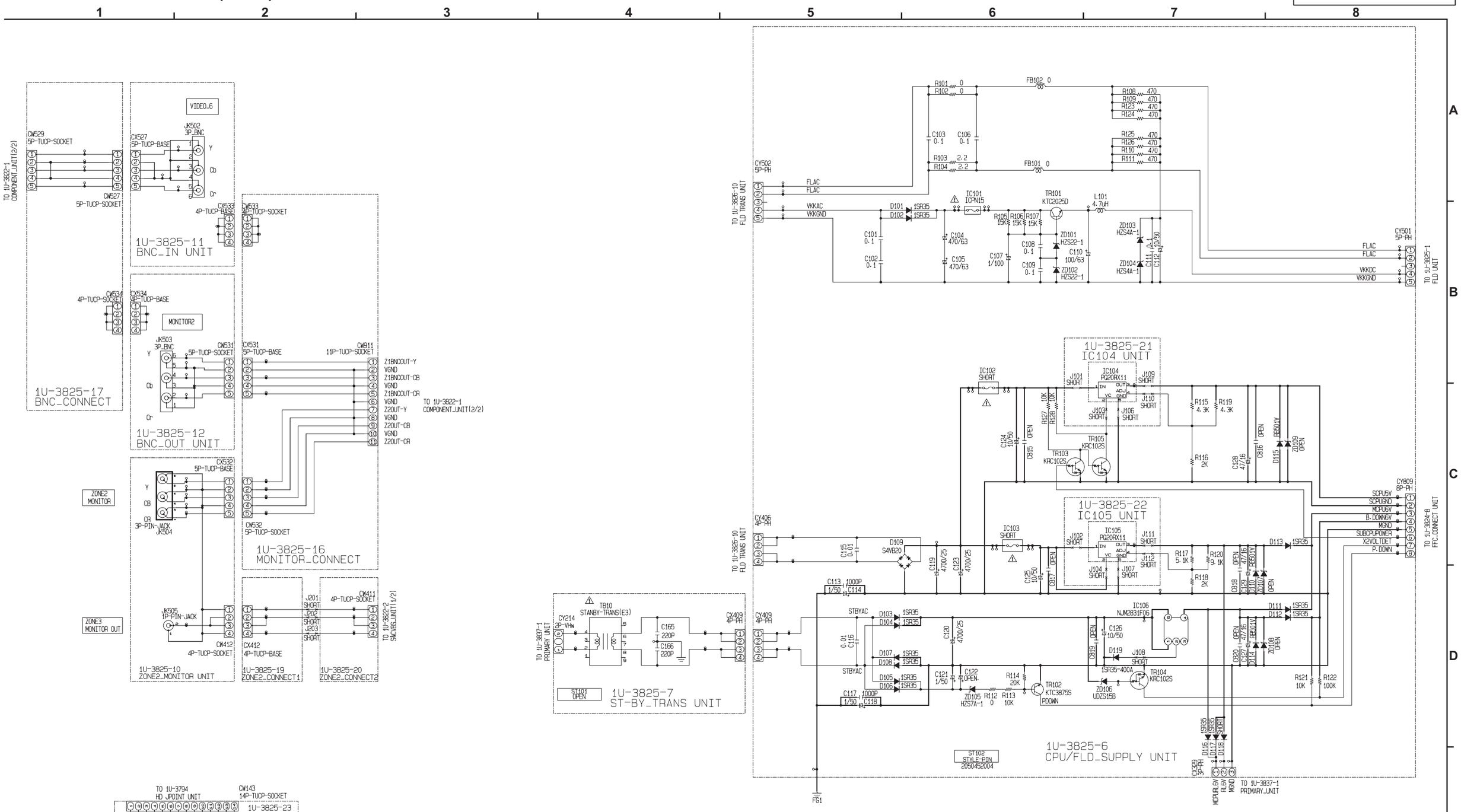

SCHEMATIC DIAGRAMS (38/63)

1U-3825	FRONT UNIT (2/2)
1U-3825-6	CPU/FLD SUPPLY UNIT
1U-3825-7	STBY TRANS UNIT
1U-3825-10	ZONE2 MONITOR UNIT
1U-3825-11	BNC IN UNIT
1U-3825-12	BNC OUT UNIT
1U-3825-16	MONITOR CONNECT UNIT
1U-3825-17	BNC CONNECT UNIT
1U-3825-19	ZONE2 CONNECT1 UNIT
1U-3825-20	ZONE2 CONNECT2 UNIT
1U-3825-21	IC104 UNIT
1U-3825-22	IC105 UNIT
1U-3825-23	HD-TUCP UNIT

SCHEMATIC DIAGRAMS (39/63)

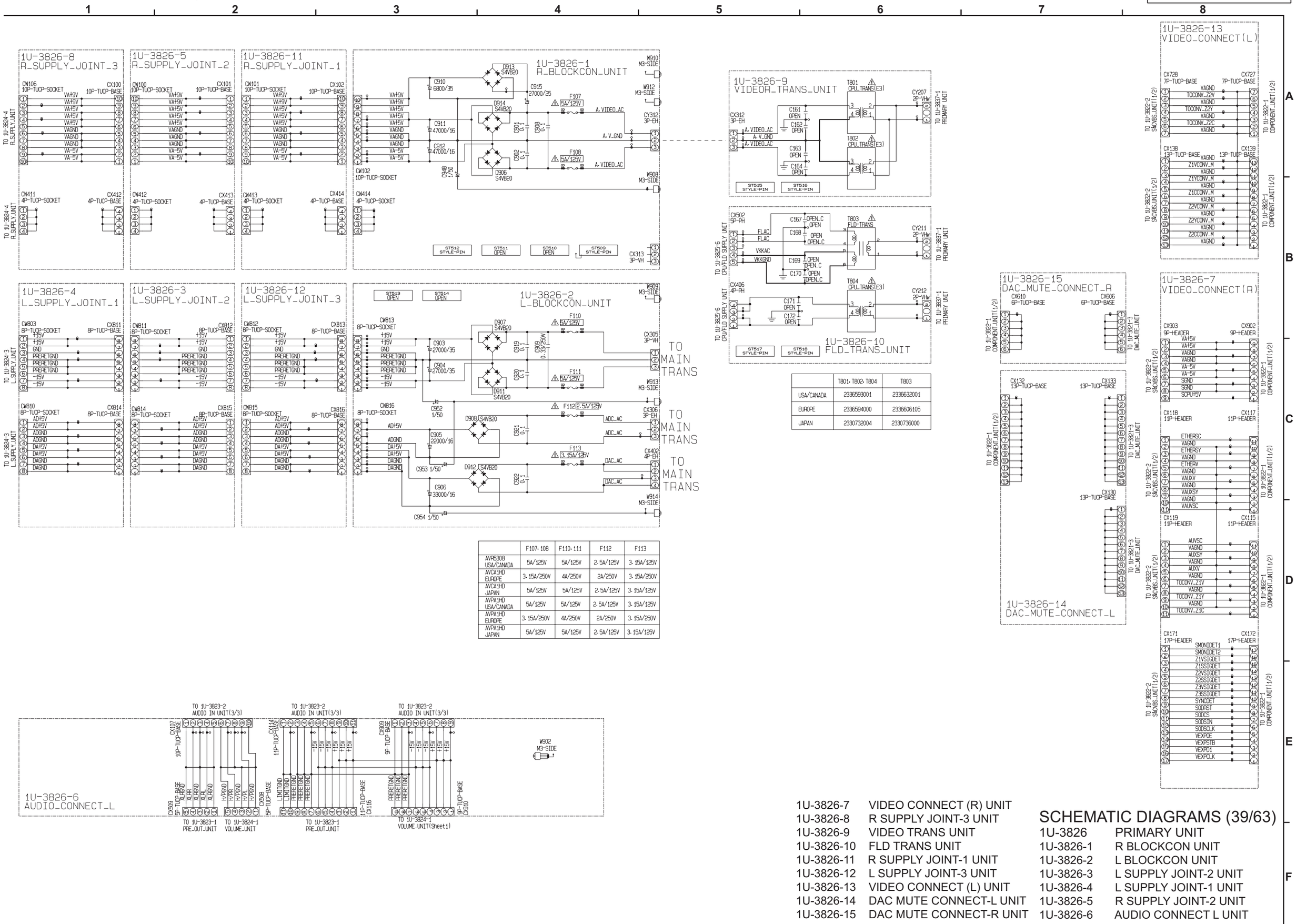

	T801, T802, T804	T803
USA/CANADA	2336593001	2336632001
EUROPE	2336594000	2336606105
JAPAN	2330732004	2330736000

	F107, 108	F110, 111	F112	F113
AVR5308 USA/CANADA	5A/125V	5A/125V	2.5A/125V	3.15A/125V
AVCA1HD EUROPE	3.15A/250V	4A/250V	2A/250V	3.15A/250V
AVCA1HD JAPAN	5A/125V	5A/125V	2.5A/125V	3.15A/125V
AVPA1HD USA/CANADA	5A/125V	5A/125V	2.5A/125V	3.15A/125V
AVPA1HD EUROPE	3.15A/250V	4A/250V	2A/250V	3.15A/250V
AVPA1HD JAPAN	5A/125V	5A/125V	2.5A/125V	3.15A/125V

1U-3826-7	VIDEO CONNECT (R) UNIT	SCHEMATIC DIAGRAMS (39/63)	
1U-3826-8	R SUPPLY JOINT-3 UNIT	1U-3826	PRIMARY UNIT
1U-3826-9	VIDEO TRANS UNIT	1U-3826-1	R BLOCKCON UNIT
1U-3826-10	FLD TRANS UNIT	1U-3826-2	L BLOCKCON UNIT
1U-3826-11	R SUPPLY JOINT-1 UNIT	1U-3826-3	L SUPPLY JOINT-2 UNIT
1U-3826-12	L SUPPLY JOINT-3 UNIT	1U-3826-4	L SUPPLY JOINT-1 UNIT
1U-3826-13	VIDEO CONNECT (L) UNIT	1U-3826-5	R SUPPLY JOINT-2 UNIT
1U-3826-14	DAC MUTE CONNECT-L UNIT	1U-3826-6	AUDIO CONNECT L UNIT
1U-3826-15	DAC MUTE CONNECT-R UNIT		

1U-3829-1
XLR_PREAMP1 UNIT

	VOLUME CS1		VOLUME CS2	
	R107	R108	R105	R106
LCH	0	OPEN	0	OPEN
RCH	OPEN	0	0	OPEN

	VOLUME CS1		VOLUME CS2	
	R207	R208	R205	R206
LCH	0	OPEN	OPEN	0
RCH	OPEN	0	OPEN	0

TO 1U-3829-5 JOINT UNIT — CW615 6P-TUCP-SOCKET: RCAPREC, RCAPREFL, XLRGND, XLRINC+, XLRINC−, XLRINFL+, XLRINFL−

TO 1U-3829-4 XLR SUPPLY UNIT — CW145 OPEN: H/PGND, H/PR, XLRHB, XLR-B, XLRGND, RLBFRH, RLBFRI, RLBCH, RLBCI, RLGND, .EVOLCLK, .EVOLDATA, .EVOLSTB1, .CPUGND

TO 1U-3829-4 XLR SUPPLY UNIT — CW149 14P-SOCKET: H/PGND, H/PL, XLRHB, XLR-B, XLRGND, RLBFLH, RLBFLI, RLBSWH, RLBSWI, RLGND, .EVOLCLK, .EVOLDATA, .EVOLSTB1, .CPUGND

TO 1U-3829-5 JOINT UNIT — CW614 6P-TUCP-SOCKET: RCAPREFR, RCAPRESW, XLRGND, XLRINFR+, XLRINFR−, XLRINSW+, XLRINSW−, XLRGND

SCHEMATIC DIAGRAMS (40/63)
1U-3829 XLR(L) UNIT (1/4)
1U-3829-1 XLR PREAMP 1 UNIT

1U-3829-2
XLR_PREAMP2 UNIT

VOLUME CS1		VOLUME CS2	
R307	R308	R305	R306
LCH	0	OPEN	0	OPEN
RCH	OPEN	0	0	OPEN

VOLUME CS1		VOLUME CS2	
R407	R408	R405	R406
LCH	0	OPEN	OPEN	0
RCH	OPEN	0	OPEN	0

TO 1U-3829-5 JOINT UNIT — CW617 6P-TUCP-SOCKET — SL SRB

RCAPRESRB	RCAPRESL
XLRGND	XLRGND
XLRGND	XLRGND
XLRINSRB+	XLRINSL+
XLRINSRB-	XLRINSL-
XLRGND	XLRGND

TO 1U-3829-4 XLR SUPPLY UNIT — CW147 OPEN

XLRHB	
XLR-B	
XLRGND	
RLBSRH	
RLBSRI	
RLBSRBH	
RLBSRBI	
RLGND	
..EVOLCLK	
..EVOLDATA	
..EVOLSTB1	
..CPUGND	

TO 1U-3829-4 XLR SUPPLY UNIT — CW140 14P-SOCKET

XLRHB	
XLR-B	
XLRGND	
RLBSLH	
RLBSLI	
RLBSLBH	
RLBSLBI	
RLGND	
..EVOLCLK	
..EVOLDATA	
..EVOLSTB1	
..CPUGND	

SLB SR

RCAPRESR	RLGND
XLRGND	XLRGND
XLRINSR+	XLRINSLB+
XLRINSR-	XLRINSLB-
XLRGND	XLRGND

TO 1U-3829-5 JOINT UNIT — CW616 6P-TUCP-SOCKET

SL SRB

SLB SR

SCHEMATIC DIAGRAMS (41/63)
1U-3829 XLR(L) UNIT (2/4)
1U-3829-2 XLR PREAMP 2 UNIT

1U-3829-3
XLR_PREAMP3 UNIT

VOLUME CS1		VOLUME CS2	
R607	R608	R605	R606
LCH	0	OPEN	0	OPEN
RCH	OPEN	0	0	OPEN

TO 1U-3829-5
JOINT UNIT
CW619
6P-TUCP-SOCKET

SBL
SW3

RCAPRESW3 RCAPRESBL
XLRGND XLRGND
XLRGND XLRGND
XLRINSW3+ XLRINSBL+
XLRINSW3− XLRINSBL−
XLRGND XLRGND

TO 1U-3829-4
XLR SUPPLY UNIT
CW148
OPEN

XLRHB
XLR-B
XLRGND
RLBSBRH
RLBSBRI
RLBSW3H
RLBSW3I
RLGND
...EVOLCLK
...EVOLDATA
...EVOLSTB1
...CPUGND

TO 1U-3829-4
XLR SUPPLY UNIT
CW941
14P-SOCKET

SW2
SBR

RCAPRESBR RCAPRESW2
XLRGND XLRGND
XLRGND XLRGND
XLRINSBR XLRINSW2
XLRINSBR XLRINSW2
XLRGND XLRGND

TO 1U-3829-5
JOINT UNIT
CW618
6P-TUCP-SOCKET

VOLUME CS1		VOLUME CS2	
R607	R608	R605	R606
LCH	0	OPEN	OPEN	0
RCH	OPEN	0	OPEN	0

JK501
3P-CANNON-CON.

SBL
SW3

JK601
3P-CANNON-CON.

SW2
SBR

SCHEMATIC DIAGRAMS (42/63)
1U-3829 VOL/REG UNIT (3/4)
1U-3829-3 XLR PREAMP 3 UNIT

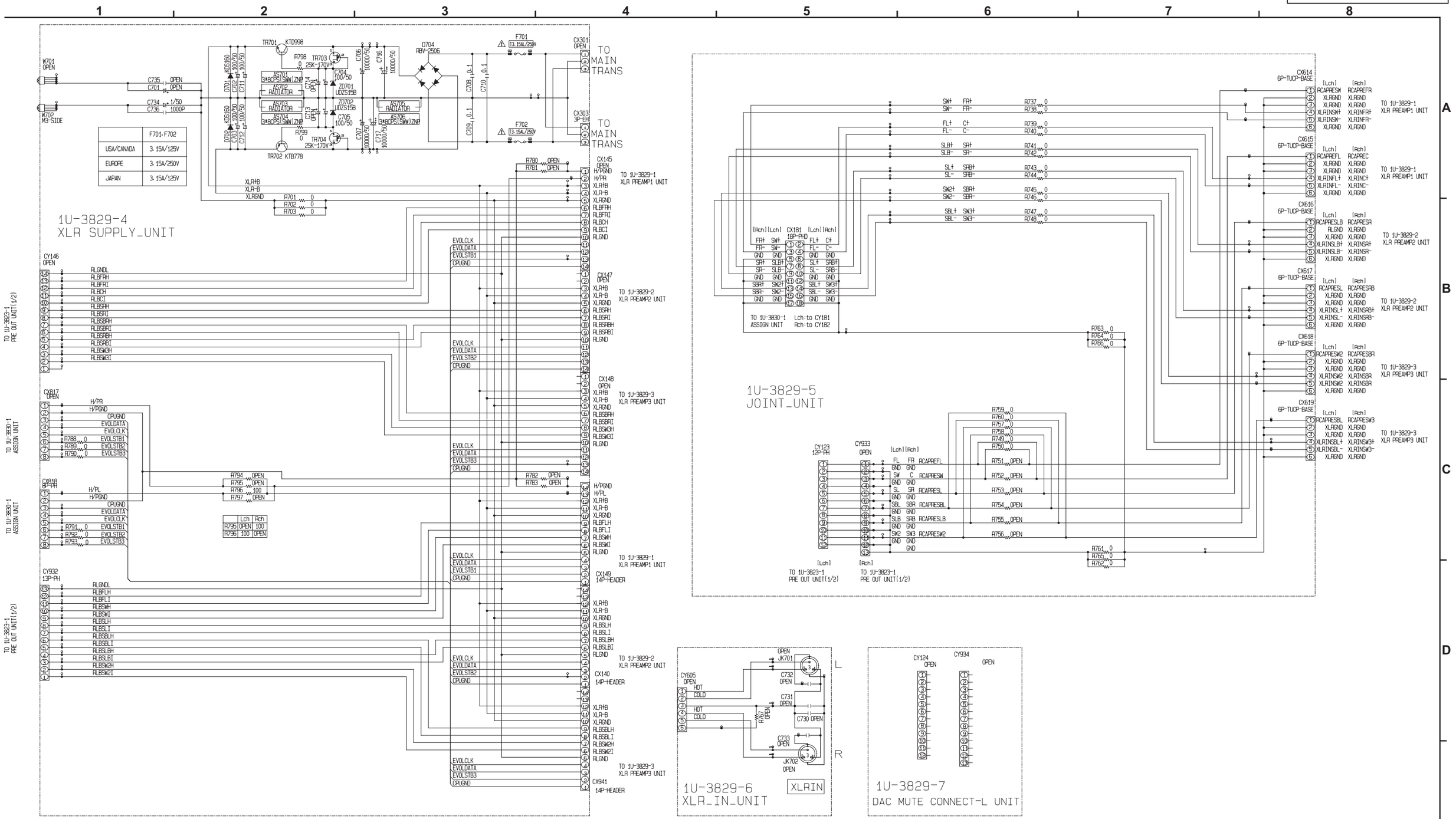

	F701・F702
USA/CANADA	3.15A/125V
EUROPE	3.15A/250V
JAPAN	3.15A/125V

SCHEMATIC DIAGRAMS (43/63)

1U-3829 XLR(L) UNIT (4/4)
1U-3829-4 XLR SUPPLY UNIT
1U-3829-5 JOINT UNIT
1U-3829-6 XLR IN UNIT
1U-3829-7 DAC MUTE CONNECT-L UNIT

1U-3829-1
XLR_PREAMP1 UNIT

VOLUME CS1		VOLUME CS2	
R107	R108	R105	R106
LCH	0	OPEN	0	OPEN
RCH	OPEN	0	0	OPEN

TO 1U-3829-5 JOINT UNIT — CW615 6P-TUCP-SOCKET
RCAPREC RCAPREFL
XLRGND XLRGND
XLRINC+ XLRINFL+
XLRINC- XLRINFL-
XLRGND XLRGND

TO 1U-3829-4 XLR SUPPLY UNIT — CW145 14P-SOCKET
H/PGND
H/PR
XLRHB
XLR-B
XLRGND
RLBFRH
RLBFRI
RLBCH
RLBCI
RLGND
-EVOLCLK
-EVOLDATA
-EVOLSTB1
-CPUGND

TO 1U-3829-4 XLR SUPPLY UNIT — CW149 OPEN

SW FR

TO 1U-3829-5 JOINT UNIT — CW614 6P-TUCP-SOCKET
RCAPREFR RCAPRESW
XLRGND XLRGND
XLRINFR+ XLRINSW+
XLRINFR- XLRINSW-
XLRGND XLRGND

VOLUME CS1		VOLUME CS2	
R207	R208	R205	R206
LCH	0	OPEN	OPEN	0
RCH	OPEN	0	OPEN	0

FL C

SW FR

JK101 3P-CANNON-CON.
JK201 3P-CANNON-CON.

SCHEMATIC DIAGRAMS (44/63)

1U-3829 XLR(R) UNIT (1/4)
1U-3829-1 XLR PREAMP 1 UNIT

1U-3829-2
XLR_PREAMP2 UNIT

VOLUME CS1		VOLUME CS2	
R307	R308	R305	R306
LCH	0	OPEN	0	OPEN
RCH	OPEN	0	0	OPEN

VOLUME CS1		VOLUME CS2	
R407	R408	R405	R406
LCH	0	OPEN	OPEN	0
RCH	OPEN	0	OPEN	0

TO 1U-3829-5 JOINT UNIT — CW617 6P-TUCP-SOCKET
SL SRB
RCAPRESRB RCAPRESL
XLRGND XLRGND
XLRGND XLRGND
XLRINSRB+ XLRINSL+
XLRINSRB- XLRINSL-
XLRGND XLRGND

TO 1U-3829-4 XLR SUPPLY UNIT — CW147 14P-SOCKET
XLRHB
XLR-B
XLRGND
RLBSRH
RLBSRI
RLBSRBH
RLBSRBI
RLGND
..EVOLCLK
..EVOLDATA
..EVOLSTB1
..CPUGND

TO 1U-3829-4 XLR SUPPLY UNIT — CW140 OPEN
XLRHB
XLR-B
XLRGND
RLBSLH
RLBSLI
RLBSLBH
RLBSLBI
RLGND
..EVOLCLK
..EVOLDATA
..EVOLSTB1
..CPUGND

SLB SR
RCAPRESR RCAPRESLB
XLRGND RLGND
XLRGND XLRGND
XLRINSR+ XLRINSLB+
XLRINSR- XLRINSLB-
XLRGND XLRGND

TO 1U-3829-5 JOINT UNIT — CW616 6P-TUCP-SOCKET

W903 MG-SIDE
W904 OPEN

JK301 3P-CANNON-CON. — SL SRB
JK401 3P-CANNON-CON. — SLB SR

SCHEMATIC DIAGRAMS (45/63)

1U-3829 XLR(R) UNIT (2/4)
1U-3829-2 XLR PREAMP 2 UNIT

1U-3829-3
XLR_PREAMP3 UNIT

VOLUME CS1		VOLUME CS2	
R507	R508	R505	R506
LCH	0	OPEN	0	OPEN
RCH	OPEN	0	0	OPEN

VOLUME CS1		VOLUME CS2	
R607	R608	R605	R606
LCH	0	OPEN	OPEN	0
RCH	OPEN	0	OPEN	0

TO 1U-3829-5 JOINT UNIT — CW619 6P-TUCP-SOCKET — SBL SW3
TO 1U-3829-4 XLR SUPPLY UNIT — CW148 14P-SOCKET
TO 1U-3829-4 XLR SUPPLY UNIT — CW941 OPEN
TO 1U-3829-5 JOINT UNIT — CW618 6P-TUCP-SOCKET — SW2 SBR

SCHEMATIC DIAGRAMS (46/63)
1U-3829 XLR(R) UNIT (3/4)
1U-3829-3 XLR PREAMP 3 UNIT

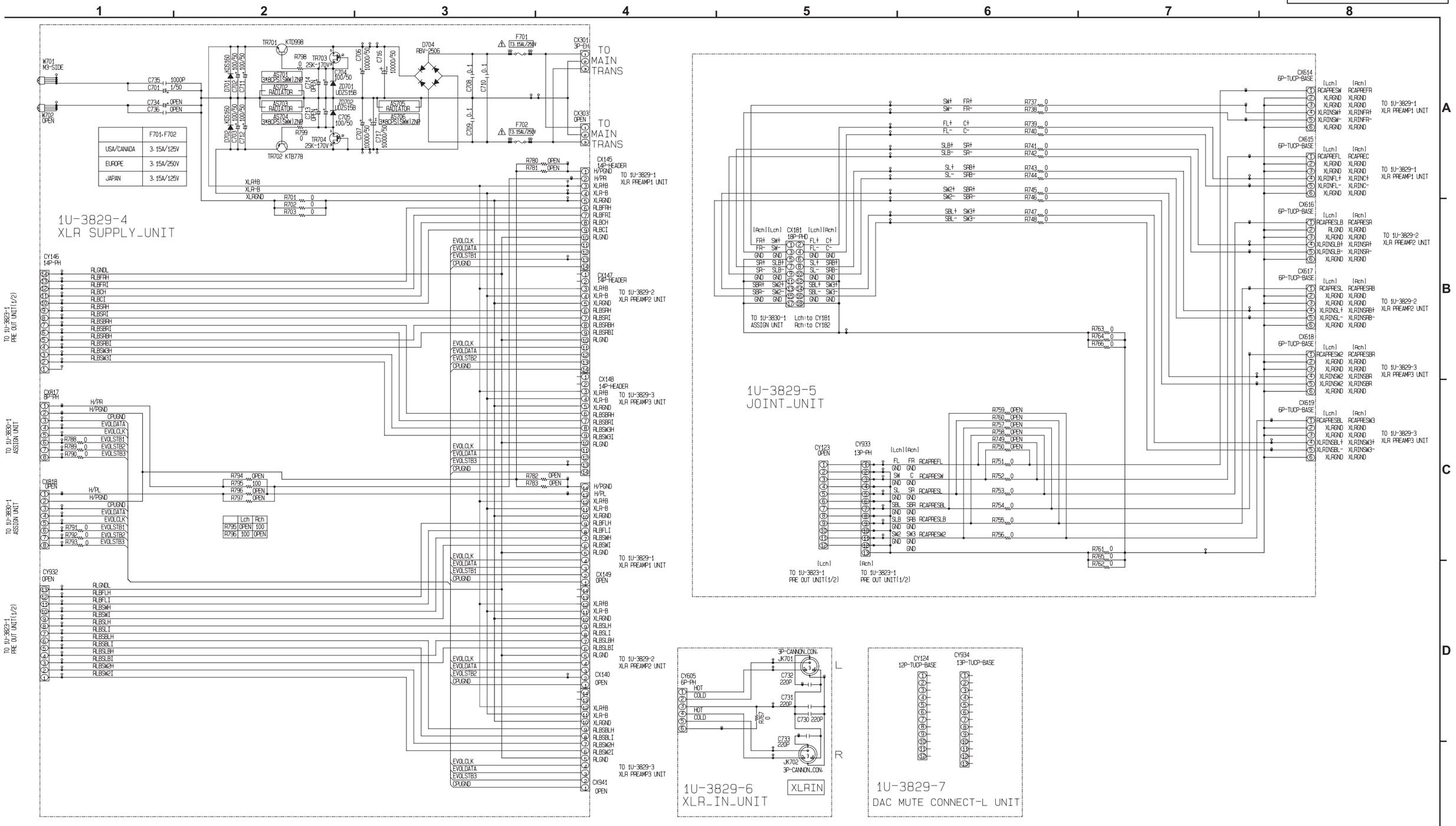

SCHEMATIC DIAGRAMS (47/63)

1U-3829 XLR(R) UNIT (4/4)
1U-3829-4 XLR SUPPLY UNIT
1U-3829-5 JOINT UNIT
1U-3829-6 XLR IN UNIT
1U-3829-7 DAC MUTE CONNECT-L UNIT

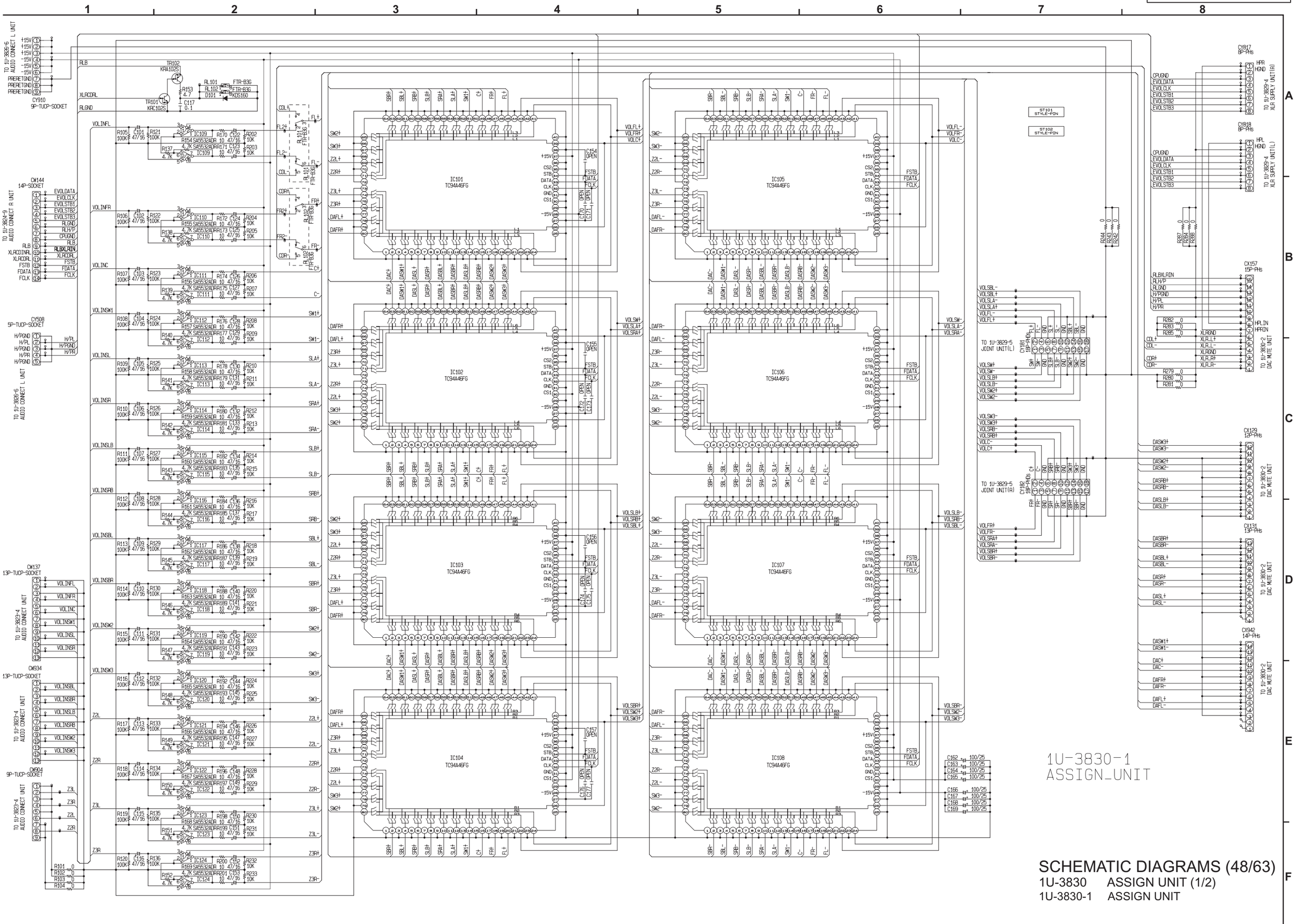

SCHEMATIC DIAGRAMS (48/63)

1U-3830 ASSIGN UNIT (1/2)

1U-3830-1 ASSIGN UNIT

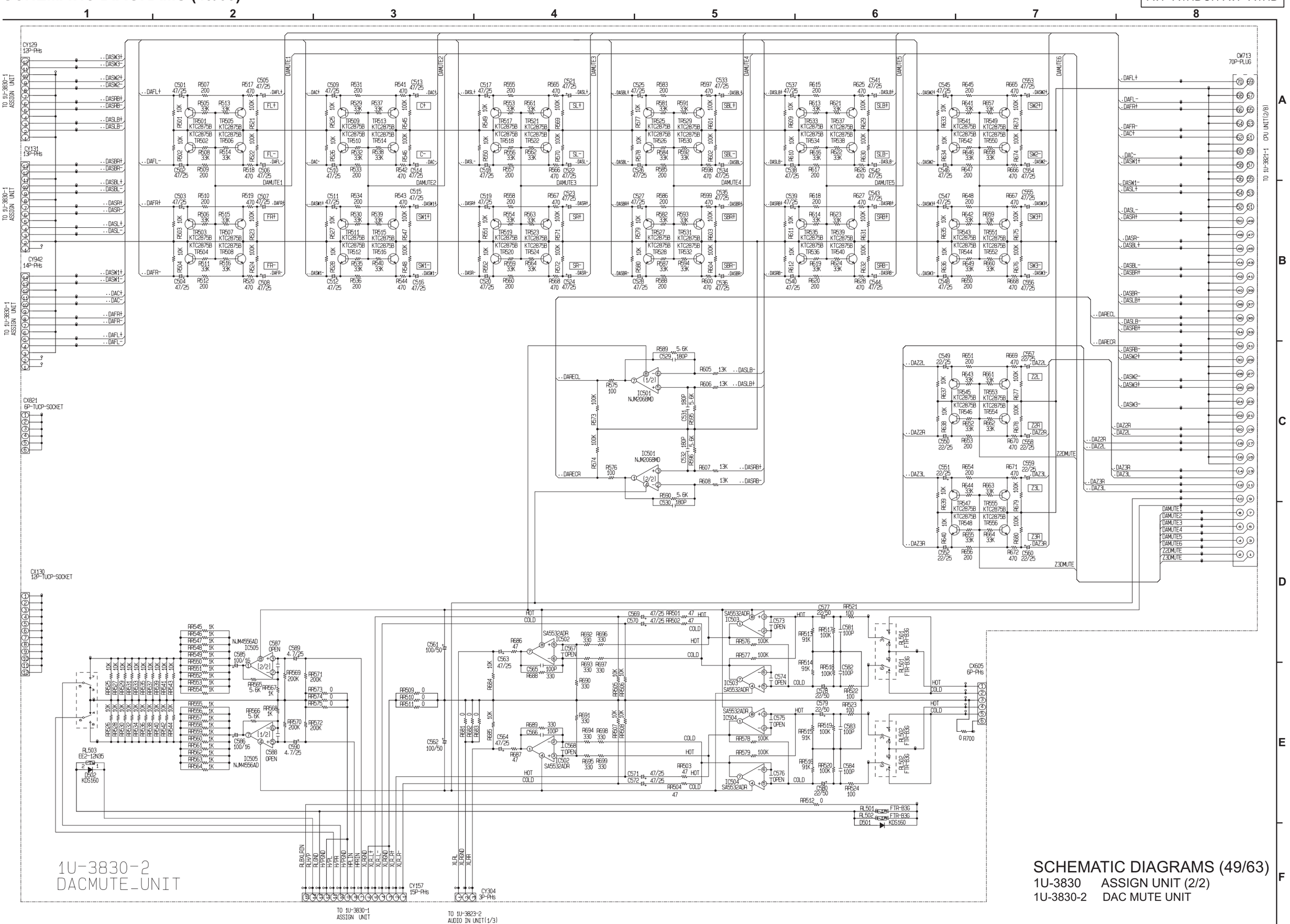
1U-3830-2
DACMUTE_UNIT
SCHEMATIC DIAGRAMS (49/63)
1U-3830 ASSIGN UNIT (2/2)
1U-3830-2 DAC MUTE UNIT

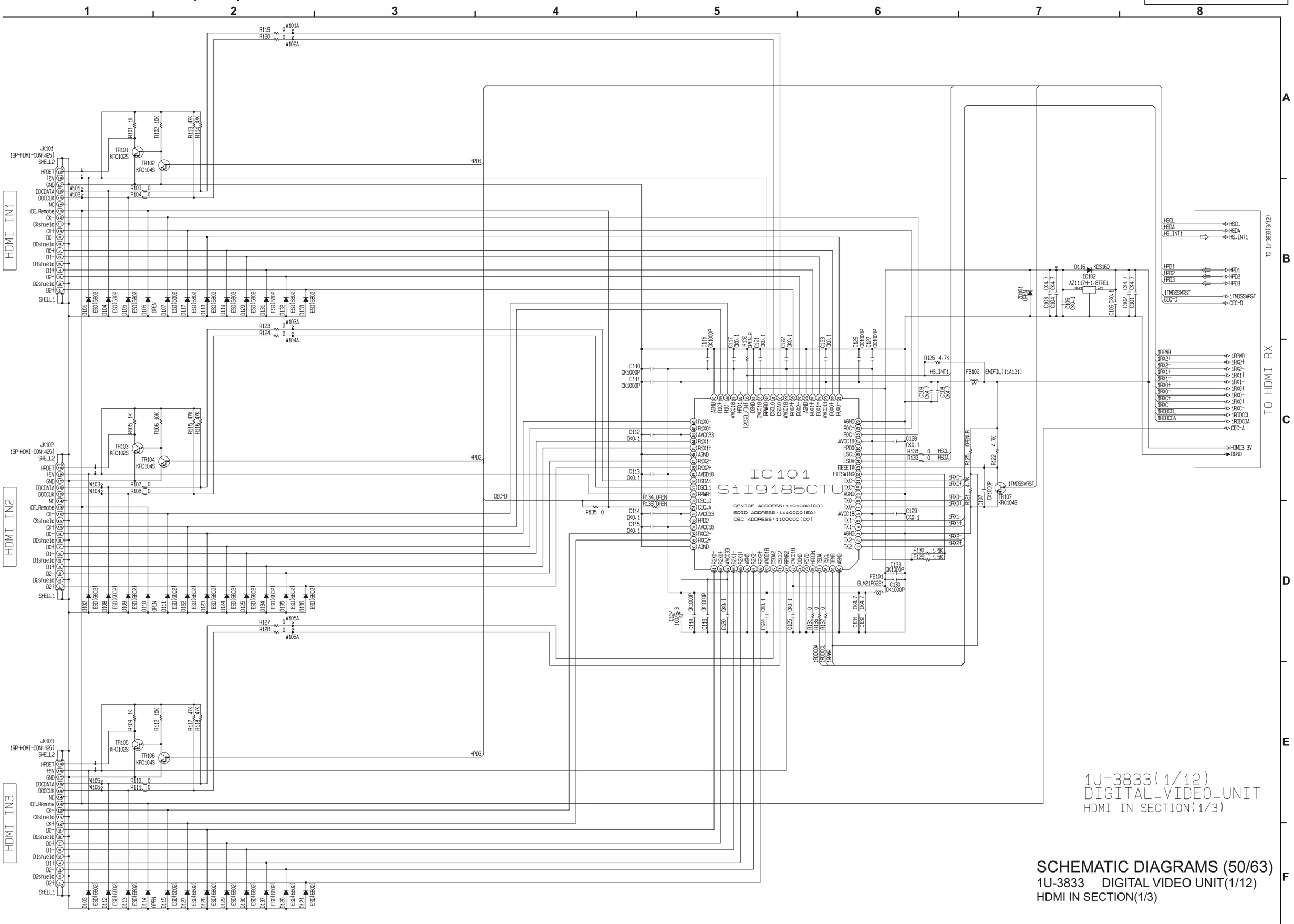

SCHEMATIC DIAGRAMS (50/63)

1U-3833 DIGITAL VIDEO UNIT(1/12)

HDMI IN SECTION(1/3)

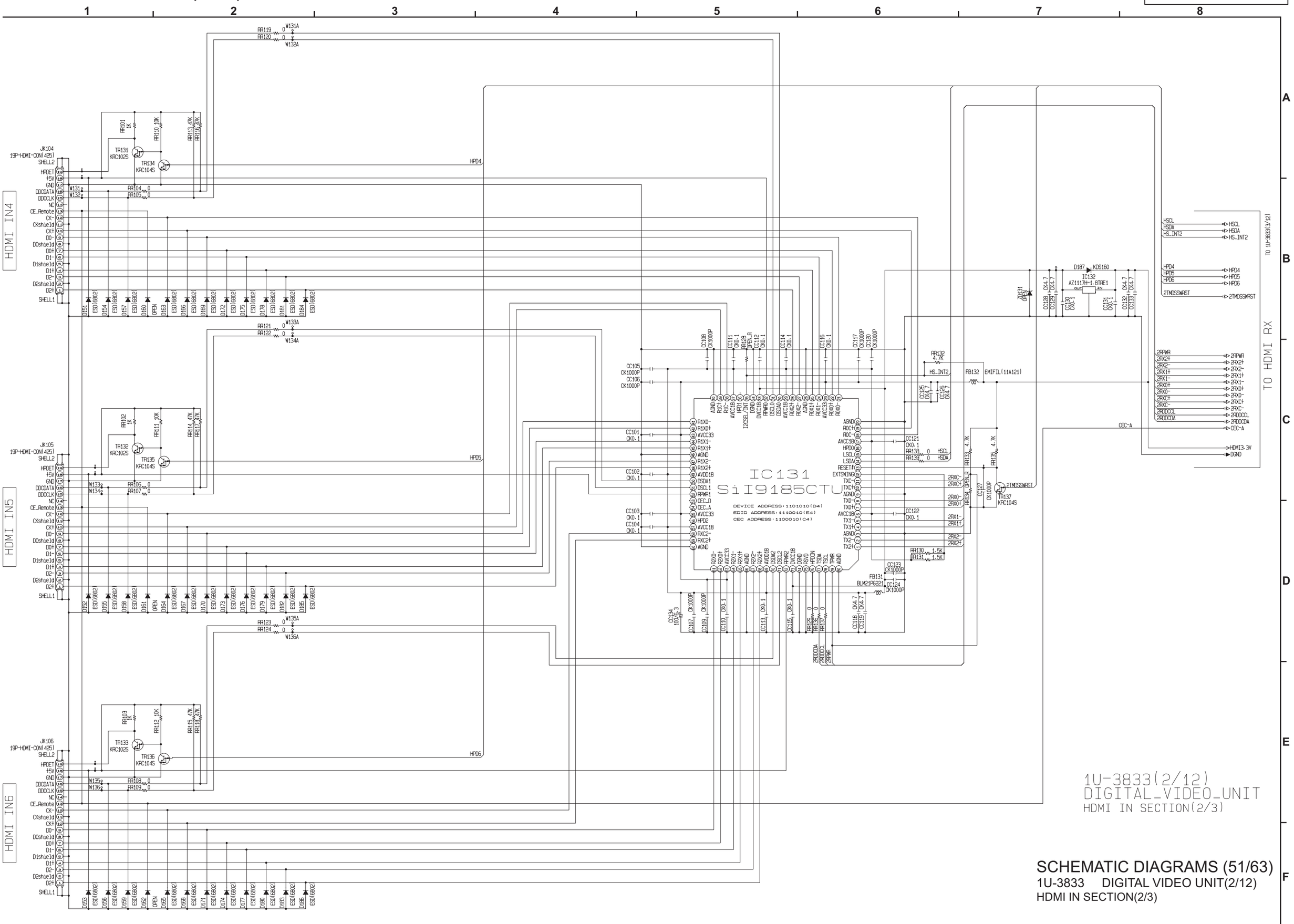
1
2
3
4
5
6
7
8
A
B
C
D
E
F
HDMI IN4
HDMI IN5
HDMI IN6
JK104
JK105
JK106
19P-HDMI-CON(425)
IC131
Si9185CTU
DEVICE ADDRESS:1101010(D4)
EDID ADDRESS:1110010(E4)
CEC ADDRESS:1100010(C4)
IC132
AZ1117H-1.8TRE1
D187 KDS160
TR131 KRC102S
TR132 KRC102S
TR133 KRC102S
TR134 KRC104S
TR135 KRC104S
TR136 KRC104S
TR137 KRC104S
HPD4
HPD5
HPD6
HSCL
HSDA
HS_INT2
2TMDSSWRST
FB131 BLM21PG221
FB132 EMIFIL(11A121)
TO 1U-3833(3/12)
TO HDMI RX
1U-3833(2/12)
DIGITAL_VIDEO_UNIT
HDMI IN SECTION(2/3)
SCHEMATIC DIAGRAMS (51/63)
1U-3833 DIGITAL VIDEO UNIT(2/12)
HDMI IN SECTION(2/3)

IC151
SiI9135CTU
[HDMI RECEIVER]

DEVICE ADDRESS:01100000(60)
DEVICE ADDRESS:01101000(68)

TO HDMI IN1

TO HDMI IN2

TO 1U-3833(1/12)

TO 1U-3833(2/12)

TO 1U-3833(10/12)

TO 1U-3833(4/12)

TO D.VIDEO CONNECT

TO GUI

1U-3833(3/12)
DIGITAL_VIDEO_UNIT
HDMI IN SECTION(3/3)

SCHEMATIC DIAGRAMS (53/63)

1 2 3 4 5 6 7 8

A B C D E F

to VIDEO ENCODER BLOCK TO 1U-3833(8/12)

to HDMI TRANSMITTER TO 1U-3833(5/12)

FROM VIDEO DECODER

From HDMI RECEIVER TO 1U-3833(3/12)

IC201
EP2C35F484
TOP VIEW

1U-3833(4/12)
DIGITAL_VIDEO_UNIT
V.CONVERT SECTION

TO I/P CONVERTER TO 1U-3833(11/12)

From I/P CONVERTER TO 1U-3833(11/12)

TO D.VIDEO CONNECT TO 1U-3833(10/12)

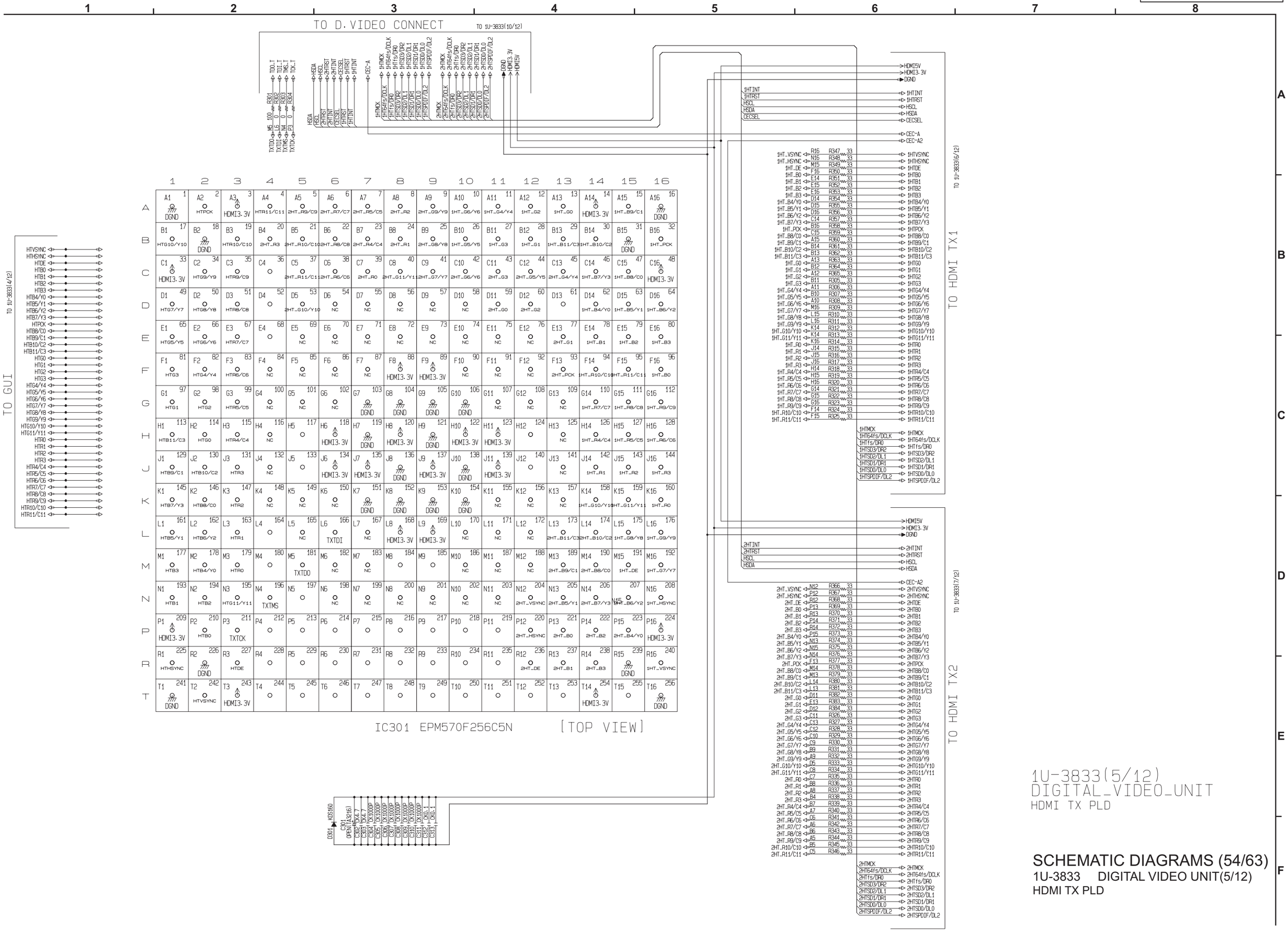
TO D.VIDEO CONNECT
TO 1U-3833(10/12)
TO GUI
TO 1U-3833(4/12)
TO HDMI TX1
TO 1U-3833(6/12)
TO HDMI TX2
TO 1U-3833(7/12)
IC301 EPM570F256C5N [TOP VIEW]
1U-3833(5/12)
DIGITAL_VIDEO_UNIT
HDMI TX PLD
SCHEMATIC DIAGRAMS (54/63)
1U-3833 DIGITAL VIDEO UNIT(5/12)
HDMI TX PLD

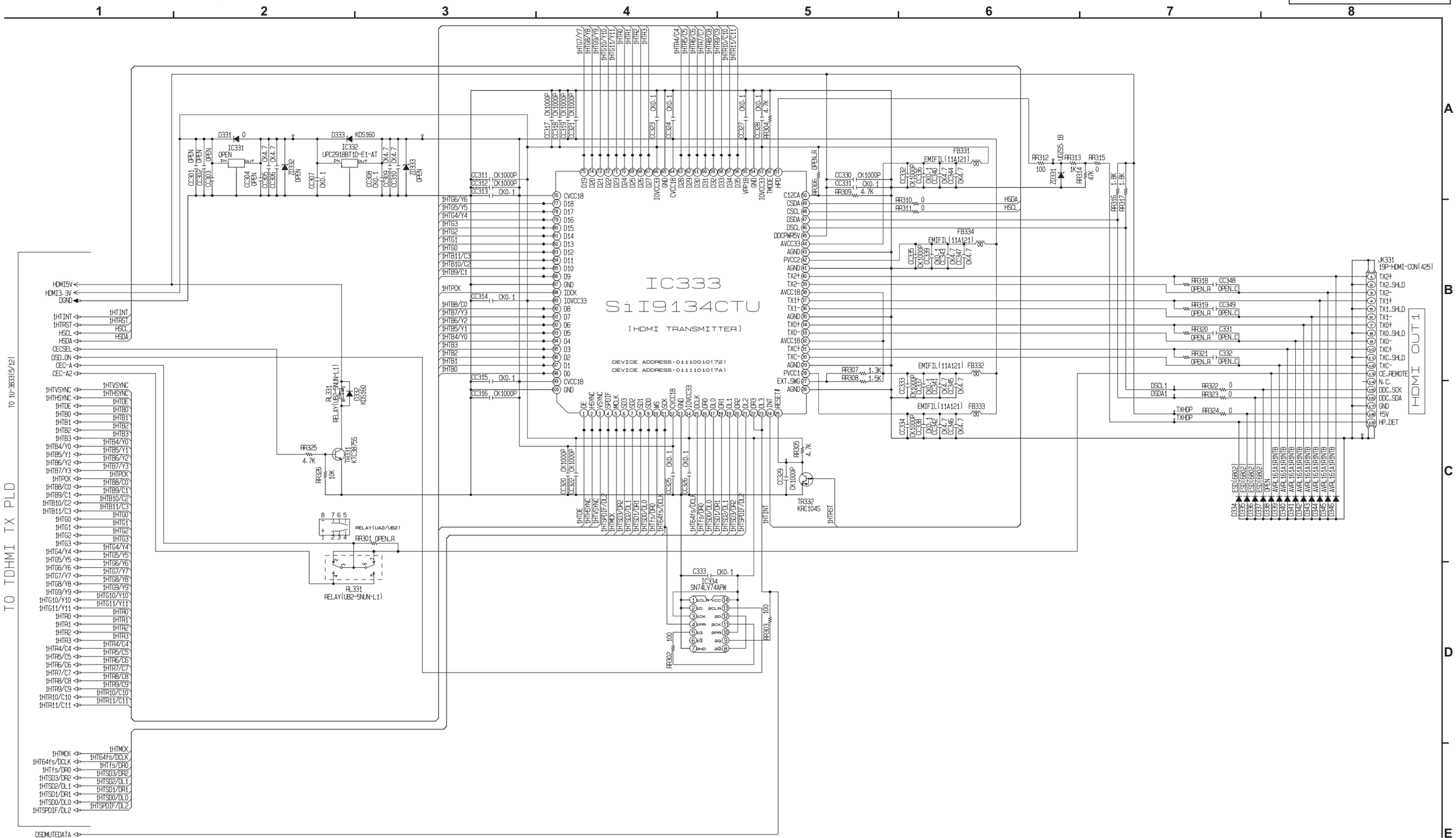

1U-3833(6/12)
DIGITAL_VIDEO_UNIT
HDMI OUT-1

SCHEMATIC DIAGRAMS (55/63)

1U-3833 DIGITAL VIDEO UNIT(6/12)
HDMI OUT -1

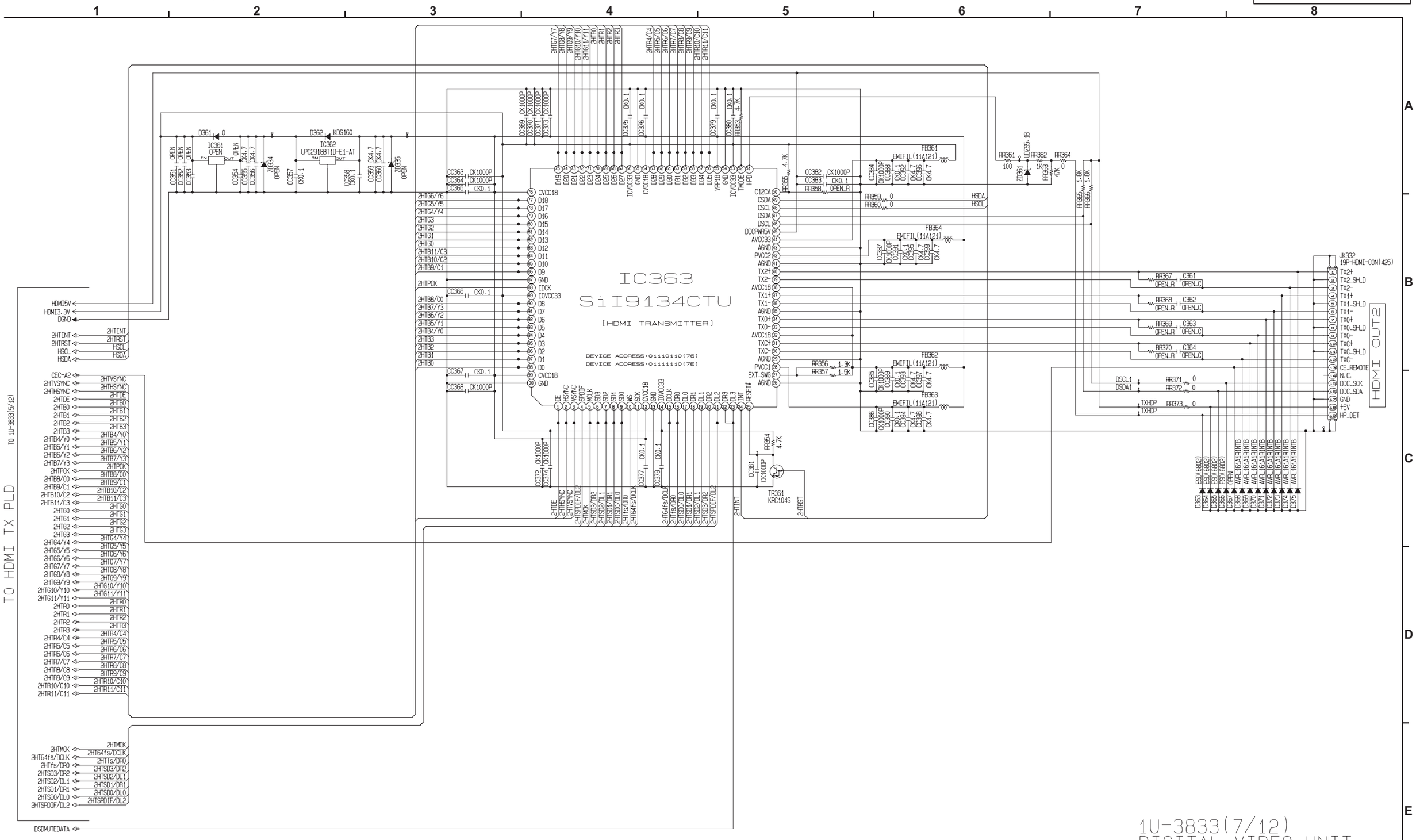

1U-3833(7/12)
DIGITAL_VIDEO_UNIT
HDMI OUT-2

SCHEMATIC DIAGRAMS (56/63)

1U-3833 DIGITAL VIDEO UNIT(7/12)
HDMI OUT -2

SCHEMATIC DIAGRAMS (57/63)

1 2 3 4 5 6 7 8

A B C D E F

TO GUI

TO 1U-3833(4/12)

IC508
ADV7403BSTZ-110
[VIDEO DECODER]
DEVICE ADDRESS:0100001*(42)

IC509
OPEN
VIDEO ENCODER
DEVICE ADDRESS:1101010*(D6)

IC510
ADV7320
VIDEO ENCODER
DEVICE ADDRESS:1101010*(D4)

IC511
NJM2566AV

IC501
AZ1117H-3.3TRE1

IC502
AZ1117H-2.5TRE1

IC503
OPEN

IC504
OPEN

IC505
UPC2925BT1D

IC506
AZ1117H-1.8TRE1

IC507 AZ1117H-1.8TRE1

X501
FCX-03(28.6363MHZ)

1U-3833(8/12)
DIGITAL_VIDEO_UNIT
ZONE1 V.CONVERT

ZONE1 V.CONVERT

SCHEMATIC DIAGRAMS (57/63)
1U-3833 DIGITAL VIDEO UNIT(8/12)
ZONE1 V. CONVERT

TO D.VIDEO CONNECT

TO 1U-3833(10/12)

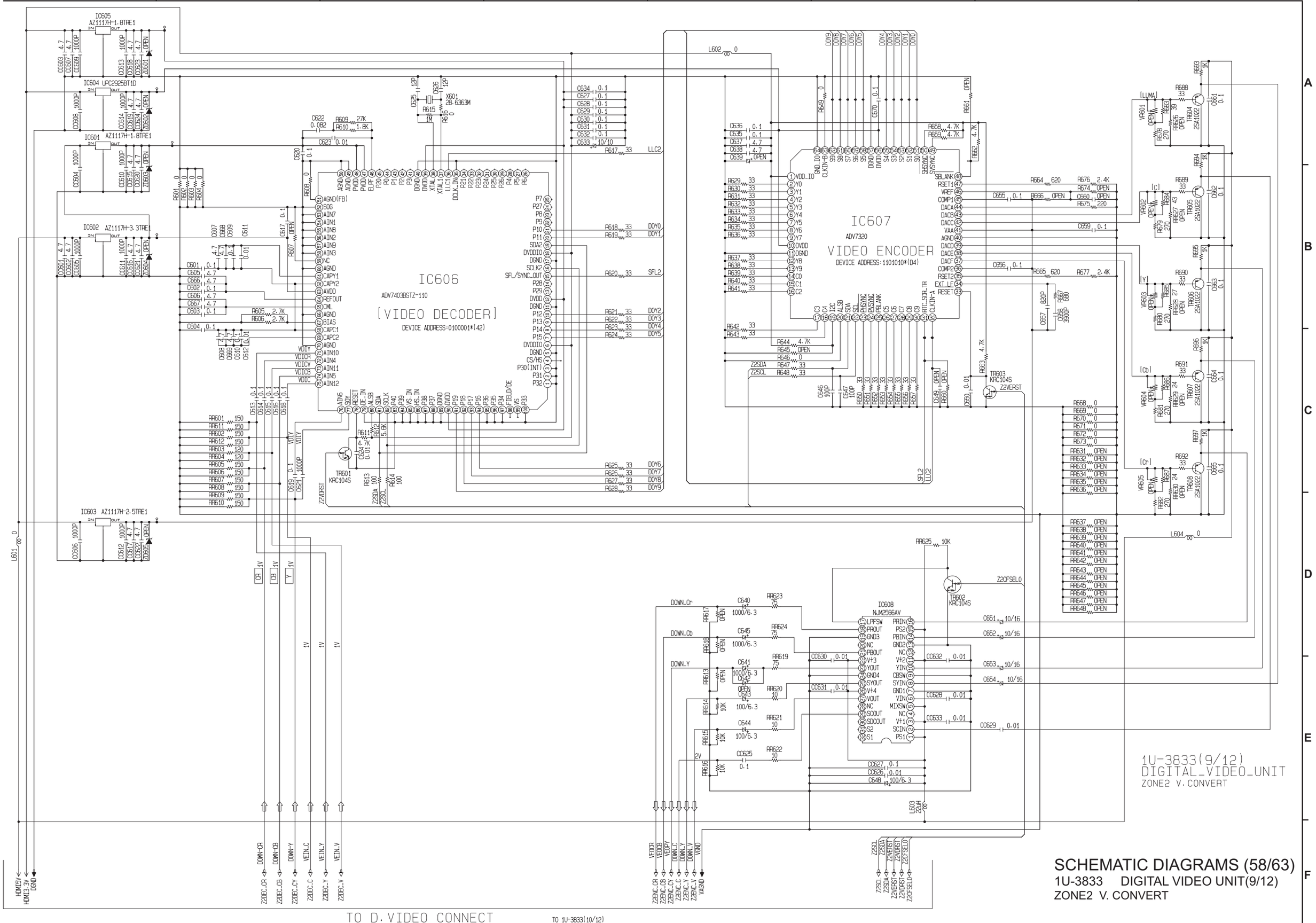

SCHEMATIC DIAGRAMS (58/63)

1U-3833 DIGITAL VIDEO UNIT(9/12)

ZONE2 V. CONVERT

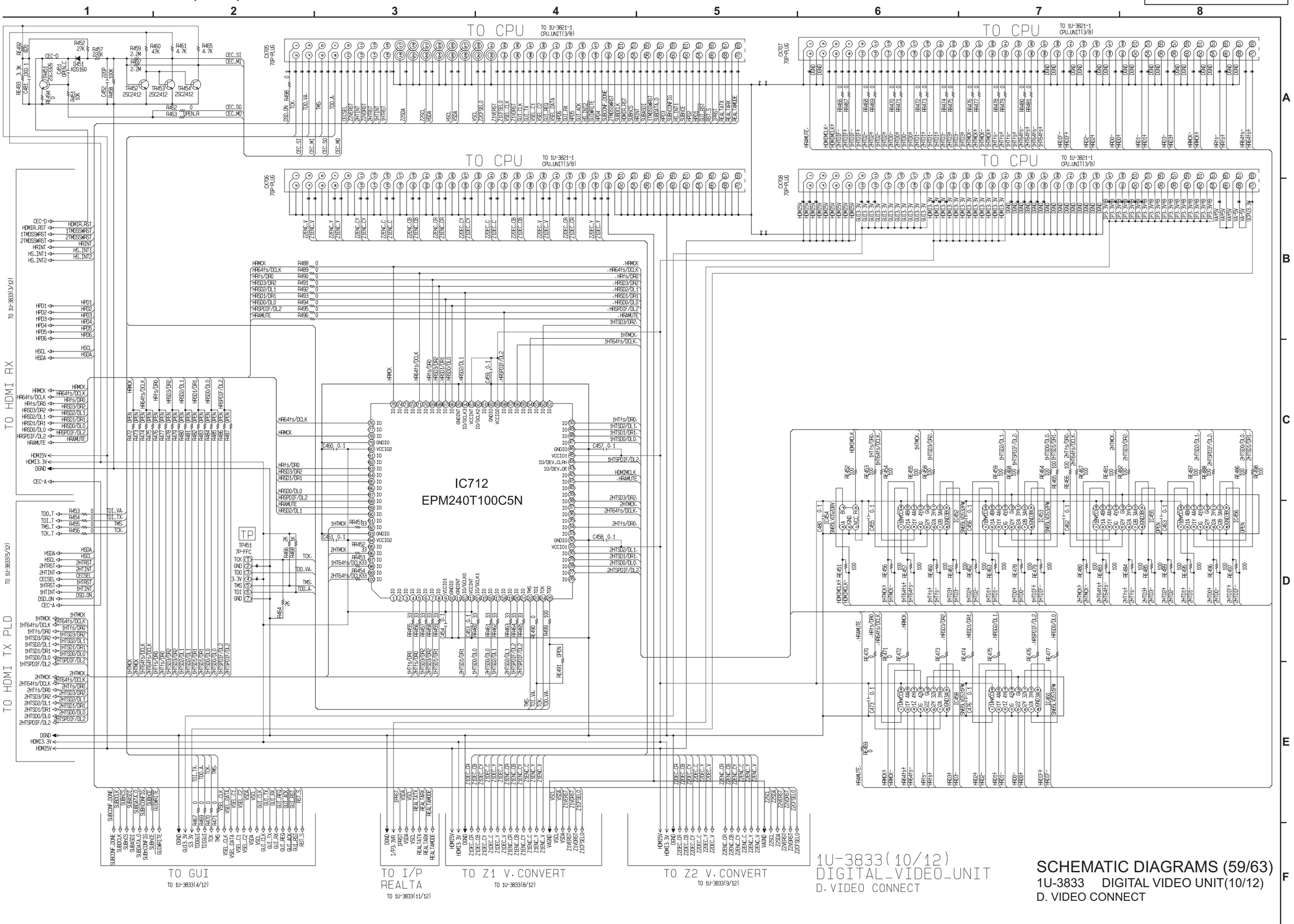
TO CPU
TO 1U-3821-1 CPU_UNIT(3/8)
CX705 70P-PLUG
CX706 70P-PLUG
CX707 70P-PLUG
CX708 70P-PLUG
IC712
EPM240T100C5N
TO HDMI RX
TO HDMI TX PLD
TO 1U-3833(3/12)
TO 1U-3833(5/12)
TP451 7P-FFC
TO GUI
TO 1U-3833(4/12)
TO I/P REALTA
TO 1U-3833(11/12)
TO Z1 V.CONVERT
TO 1U-3833(8/12)
TO Z2 V.CONVERT
TO 1U-3833(9/12)
1U-3833(10/12)
DIGITAL_VIDEO_UNIT
D.VIDEO CONNECT

1U-3833(11/12)
DIGITAL_VIDEO_UNIT

IC703 SXT2LF-400(Realta) (Top View)

TO 1U-3833(4/12)

TP701 17P-FFC

IC701 TC7W241FU

REALTATX
REALTARX
REALTAMODE

TO 1U-3833(12/12)

to FLASH ROM (MEMORY Block)

to DDR SDRAM (MEMORY A Bank Block)

to DDR SDRAM (MEMORY B Bank Block)

SCHEMATIC DIAGRAMS (61/63) ③

GDDR SDRAM (A Bank) (Top View)

GDDR SDRAM (B Bank) (Top View)

FLASH ROM IC709 S29GL064A90TFIR4

1U-3833(12/12)
DIGITAL_VIDEO_UNIT
DDR/FLASH_ROM

SCHEMATIC DIAGRAMS (61/63)
1U-3833 DIGITAL VIDEO UNIT(12/12)
DDR / FLASH ROM

1U-3837-1
PRIMARY_UNIT

	F101	F102	F103	FF102 FH102	FF112 FH112	FF103 FH103	FF113 FH113
AVR530B USA/CANADA	8A/125V	OPEN	12A/125V	OPEN	OPEN	OPEN	FUSE HOLDER
AVCA1HD EUROPE	2.5A/250V	OPEN	6.3A/250V	OPEN	OPEN	FUSE CLIP	OPEN
AVCA1HD JAPAN	8A/125V	OPEN	12A/125V	OPEN	OPEN	OPEN	FUSE HOLDER
AVPA1HD USA/CANADA	8A/125V	2A/125V	2A/125V	FUSE CLIP	FUSE CLIP	FUSE CLIP	FUSE CLIP
AVPA1HD EUROPE	2.5A/250V	1.25A/250V	1.25A/250V	FUSE CLIP	FUSE CLIP	FUSE CLIP	FUSE CLIP
AVPA1HD JAPAN	8A/125V	2A/125V	2A/125V	FUSE CLIP	FUSE CLIP	FUSE CLIP	FUSE CLIP

	J101 J103	J102		
USA/CANADA	SHORT	OPEN		
EUROPE	OPEN	SHORT		
JAPAN	SHORT	OPEN		

1U-3837-2
SW_REG_UNIT

	R410	C115·121·122·123·125·126·127	C105·106
USA/CANADA	2.2M	470P/250V	470P/250V
EUROPE	OPEN	220P/250V	OPEN
JAPAN	OPEN	470P/250V	470P/250V

SCHEMATIC DIAGRAMS (62/63)
1U-3837 DIGITAL REG UNIT
1U-3837-1 PRIMARY UNIT
1U-3837-2 SW REG UNIT

1U-3794-1
HD JOINT UNIT (USA/CANADA MODEL ONLY)

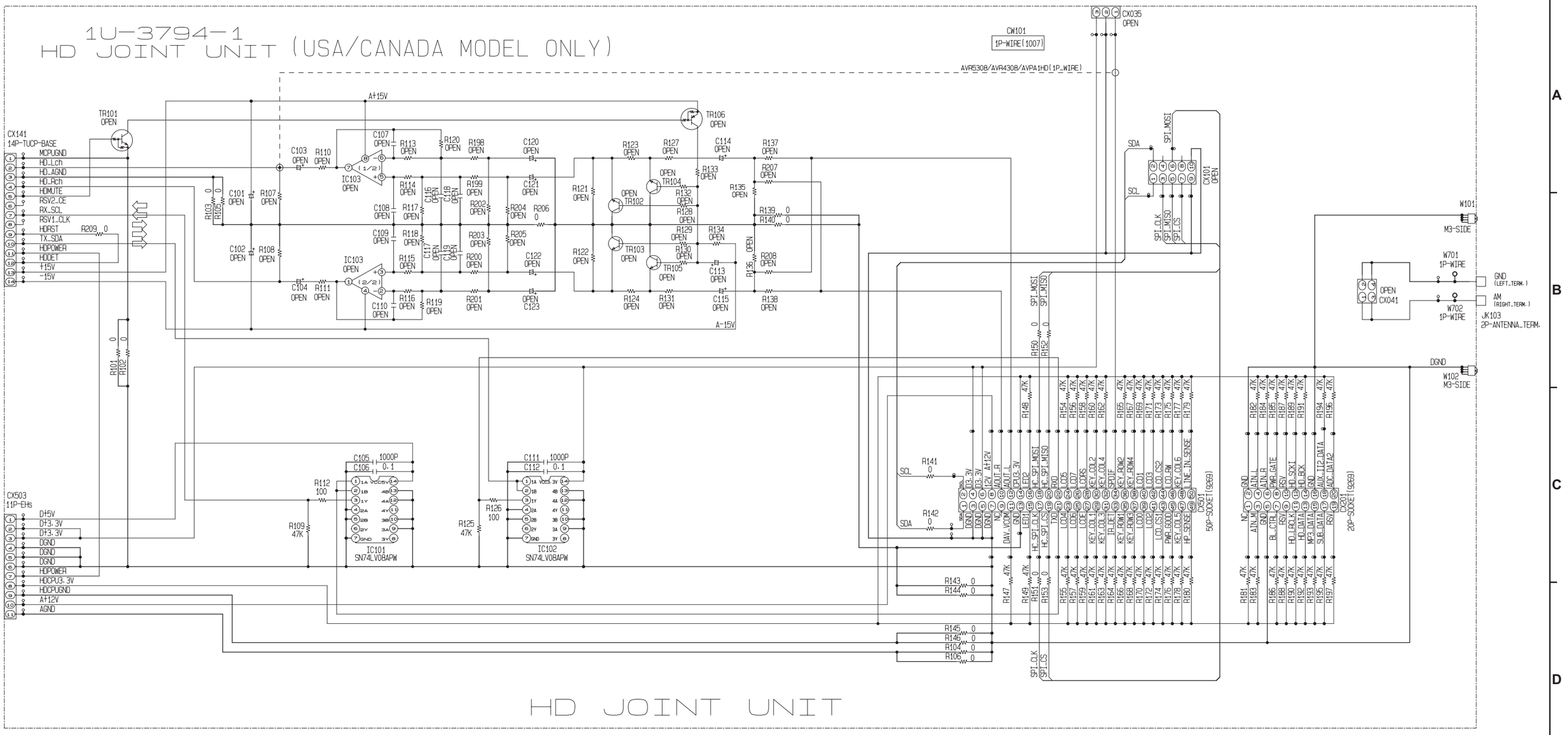

HD JOINT UNIT

SCHEMATIC DIAGRAMS (63/63)

1U-3794 HD JOINT UNIT (1/1)
(for AVP-A1HDCI)