

# DENON

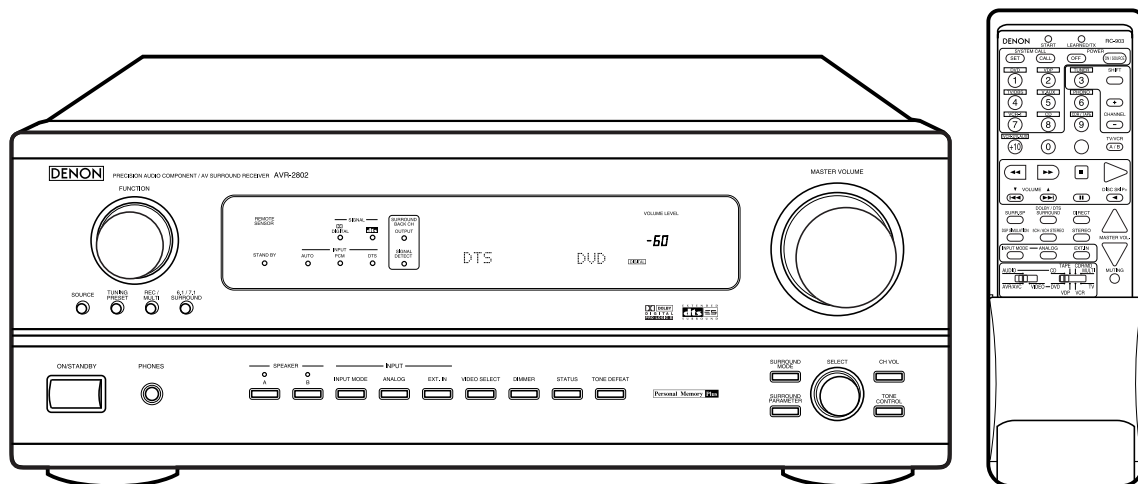
For U.S.A., Canada, Europe,  
Asia, China, Hong Kong &  
Taiwan R.O.C. model

Hi-Fi Component

## SERVICE MANUAL

# MODEL AVR-2802/982

### AV SURROUND RECEIVER



● Some illustrations using in this service manual are slightly different from the actual set.

## NIPPON COLUMBIA CO., LTD.

14-14, AKASAKA 4-CHOME, MINATO-KU, TOKYO 107-8011 JAPAN  
Telephone: 03 (3584) 8111

## SAFETY PRECAUTIONS

The following check should be performed for the continued protection of the customer and service technician.

### LEAKAGE CURRENT CHECK

Before returning the unit to the customer, make sure you make either (1) a leakage current check or (2) a line to chassis resistance check. If the leakage current exceeds 0.5 milliamps, or if the resistance from chassis to either side of the power cord is less than 460 kohms, the unit is defective.

## SPECIFICATIONS

### AUDIO SECTION

#### Power Amplifier

Rated output:	Front:	90W + 90W (8Ω/ohms, 20Hz ~ 20kHz with 0.05% T.H.D.) 135W + 135W (6Ω/ohms, 1kHz with 0.7% T.H.D.) 150W + 150W (6Ω/ohms, EIAJ)
	Center:	90W (8Ω/ohms, 20Hz ~ 20kHz with 0.05% T.H.D.) 135W (6Ω/ohms, 1kHz with 0.7% T.H.D.) 150W (6Ω/ohms, EIAJ)
	Surround:	90W + 90W (8Ω/ohms, 20Hz ~ 20kHz with 0.05% T.H.D.) 135W + 135W (6Ω/ohms, 1kHz with 0.7% T.H.D.) 150W + 150W (6Ω/ohms, EIAJ)
	Surround Back:	90W (8Ω/ohms, 20 Hz ~ 20kHz with 0.05% T.H.D.) 135W (6Ω/ohms, 1kHz with 0.7% T.H.D.) 150W (6Ω/ohms, EIAJ)
Dynamic power:		120W × 2ch (8Ω/ohms) 170W × 2ch (4Ω/ohms) 200W × 2ch (2Ω/ohms)
Output terminals:	Front:	A or B 6 ~ 16Ω/ohms A + B 8 ~ 16Ω/ohms
	Center, Surround, Surr.Back:	6 ~ 16Ω/ohms

#### Analog

Input sensitivity/input impedance:	200mV/47kΩ/kohms
Frequency response:	10Hz ~ 100kHz: +0, -3dB (DIRECT mode)
S/N:	102dB (DIRECT mode)
Distortion:	0.005% (20Hz ~ 20kHz) (DIRECT mode)
Rated output:	1.2V

#### Digital

D/A output:	Rated output — 2V (at 0dB playback) Total harmonic distortion — 0.008% (1 kHz, at 0 dB) S/N ratio — 102dB Dynamic range — 96dB Format — Digital audio interface
Digital input:	Format — Digital audio interface

#### Phono equalizer (PHONO input — REC OUT)

Input sensitivity:	2.5mV
RIAA deviation:	±1dB (20Hz to 20kHz)
Signal-to-noise ratio:	74dB (A weighting, with 5mV input)
Rated output/Maximum output:	150mV/7V
Distortion factor:	0.03% (1kHz, 3V)

### VIDEO SECTION

#### Standard video jacks

Input/output level and impedance:	1Vp-p, 75Ω/ohms
Frequency response:	5Hz ~ 10MHz — +0, -3dB

#### S-video jacks

Input/output level and impedance:	Y (brightness) signal — 1Vp-p, 75Ω/ohms C (color) signal — 0.286Vp-p, 75Ω/ohms
Frequency response:	5Hz ~ 10MHz — +0, -3dB

#### Color component video jacks

Input/output level and impedance:	Y (brightness) signal — 1Vp-p, 75Ω/ohms Pb/Cb (blue) signal — 0.7Vp-p, 75Ω/ohms Pr/Cr (red) signal — 0.7Vp-p, 75Ω/ohms
Frequency response:	5Hz ~ 27MHz — +0, -3dB

### TUNER SECTION

Receiving Range:	<b>[FM]</b> (note: μV at 75Ω/ohms, 0dBf=1 × 10 <sup>-15</sup> W) 87.50MHz ~ 107.90MHz (for U.S.A., Canada and multiple voltage models) 87.50MHz ~ 108.00MHz (for Europe, Asia, China, Hong Kong, Taiwan R.O.C. and Multiple voltage models)	<b>[AM]</b> 520kHz ~ 1710kHz (for U.S.A., Canada and Multiple voltage models) 522kHz ~ 1611kHz (for Europe, Asia, China, Hong Kong, Taiwan R.O.C. and multiple voltage models) 18μV
Usable Sensitivity:	1.0μV (11.2dBf)	
50dB Quieting Sensitivity:	MONO: 1.6μV (15.3dBf) STEREO: 23μV (38.5dBf)	
S/N (IHF-A):	MONO: 77dB STEREO: 72dB	
Total Harmonic Distortion (at 1kHz):	MONO: 0.15% STEREO: 0.3%	

### GENERAL

Power supply:	AC120V, 60Hz (for U.S.A., Canada and Taiwan R.O.C. models) AC230V, 50Hz (for Europe model) AC220V, 50Hz (for China model) AC115V/230V, 50/60Hz (for Asia, Hong Kong and Multiple voltage models)
Power consumption:	5.0A (for U.S.A. & Canada model) 270W (for Europe, Asia, China, Hong Kong and Multiple voltage models) 650W (for Taiwan R.O.C. model) 2.0W Max (Standby)
Maximum external dimensions:	434 (W) × 171 (H) × 416 (D)mm (17-3/32" × 6-11/32" × 16-3/8")
Weight:	11.5kg (25 lbs 6 oz)

### REMOTE CONTROL UNIT (RC-903: for U.S.A., Canada, Asia, China, Hong Kong, Taiwan R.O.C. and Multiple voltage models) (RC-904: for Europe model)


Batteries:	R6P/AA Type (three batteries)
External dimensions:	70 (W) × 215 (H) × 24 (D)mm (2-3/4" × 8-15/32" × 15/16")
Weight:	200g (Approx. 7 oz) (including batteries)

\* For purposes of improvement, specifications and design are subject to change without notice.

## WIRE ARRANGEMENT

If wire bundles are untied or moved to perform adjustment or parts replacement etc., be sure to rearrange them neatly as they were originally bundled or placed afterward. Otherwise, incorrect arrangement can be a cause of noise generation.

### Wire arrangement viewed from the top

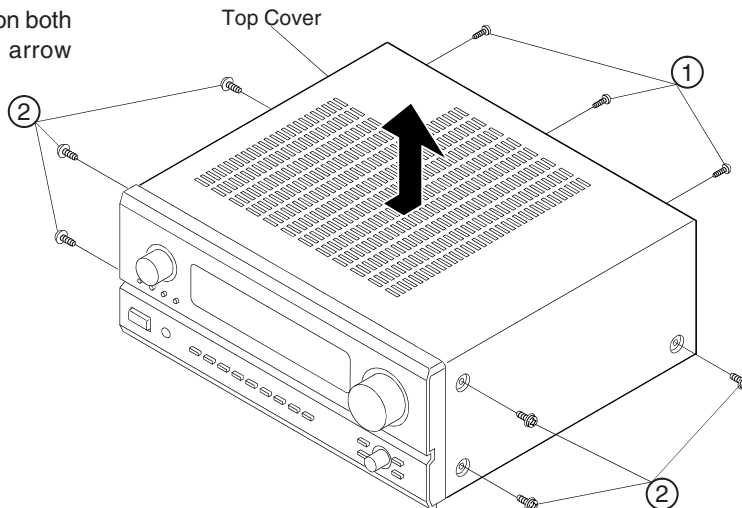


## DISASSEMBLY

(Follow the procedure below in reverse order when reassembling)

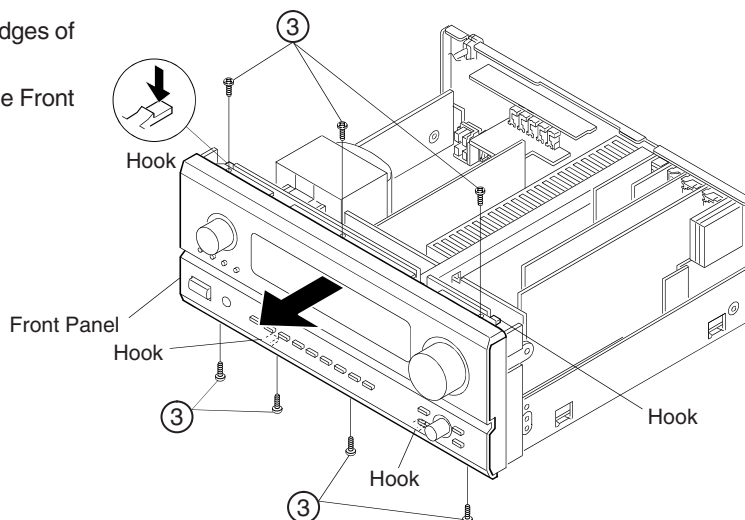
### 1. Top Cover

Remove 3 screws ① on the rear and 6 screws ② on both sides to detach the Top Cover as shown in the arrow direction.



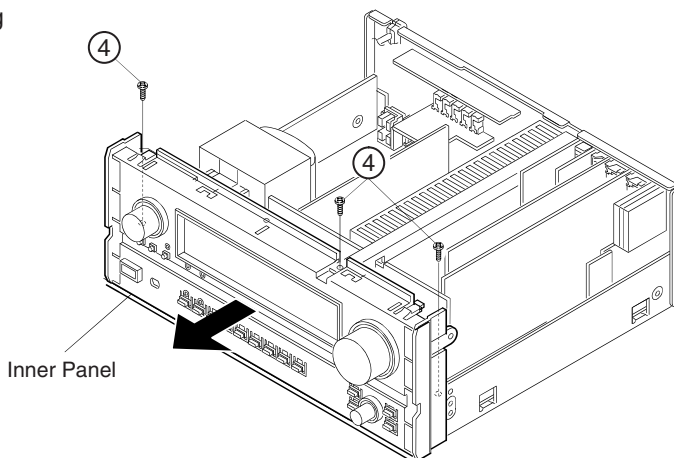
### 2. Front Panel

- (1) Remove 7 screws ③ from the top and bottom edges of the Front Panel.
- (2) Release 4 top and bottom hooks, then detach the Front Panel as shown in the arrow direction.



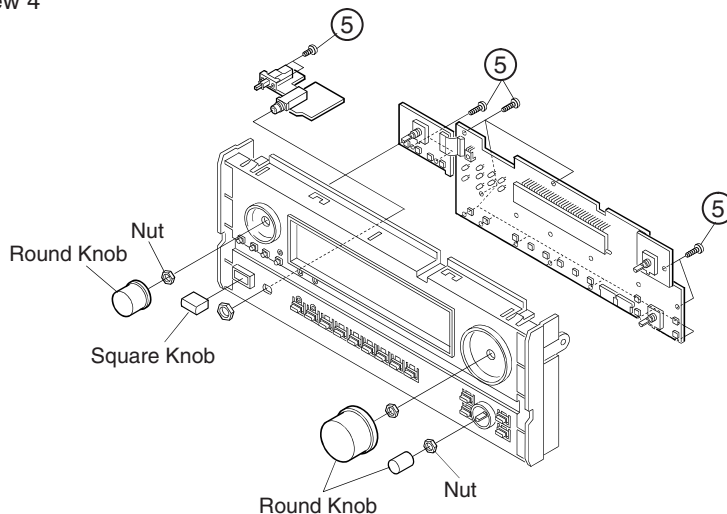
### 3. Inner Panel

Pull out the Inner Panel in the arrow direction after removing 3 screws ④.



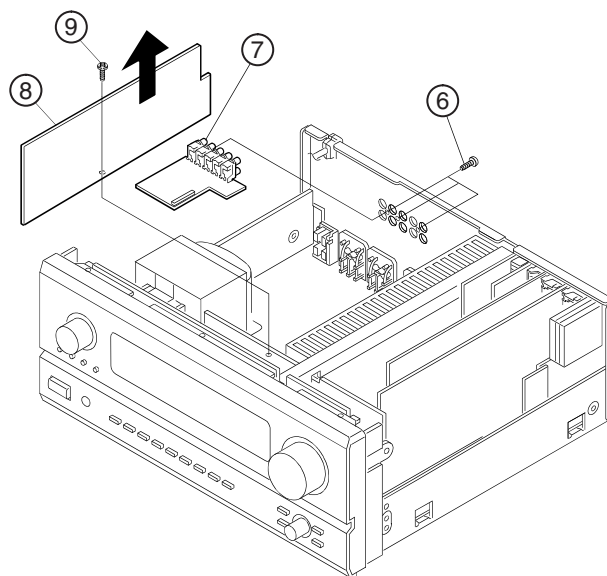
### 4. Inner Panel Ass'y

- (1) Remove 3 round and 1 square knobs, and unscrew 4 nuts.
- (2) Remove 15 screws (5) fixing each P.W.B.



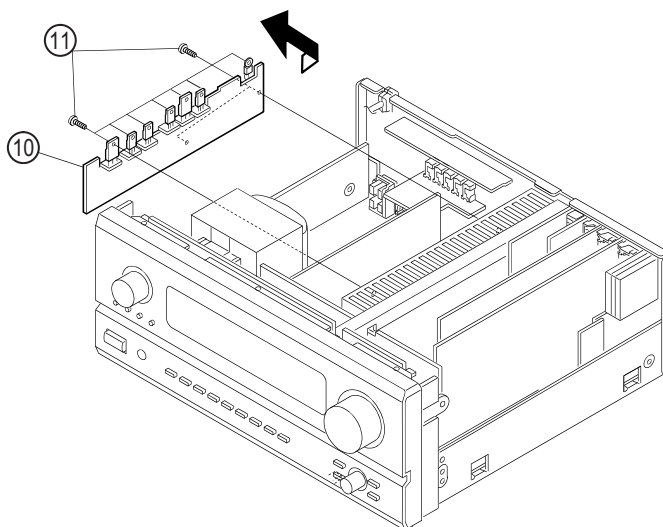
### 5. Amp Connect Unit

- (1) Remove 3 screw (6) to detach Pre-out Unit (7).
- (2) Take off the Amp Connect Unit (8) as shown in the arrow direction after removing 1 screw (9).



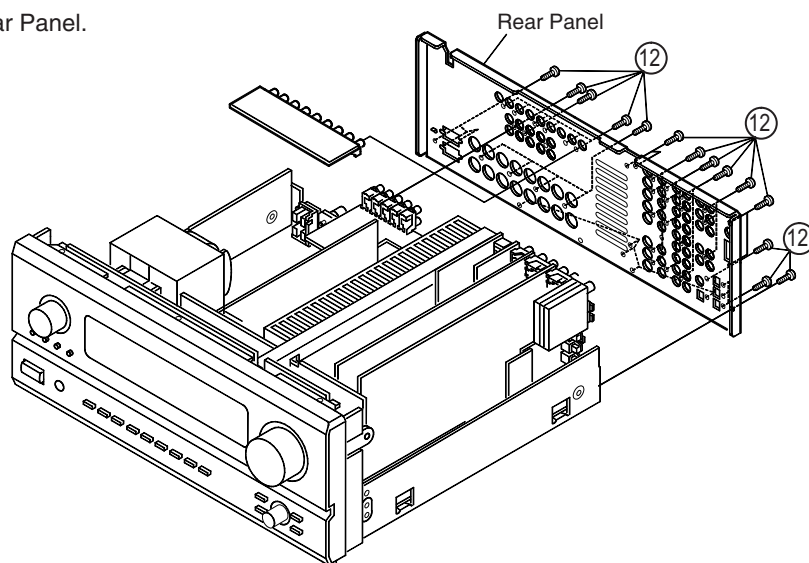
### 6. Regulator Unit

- Take off the Regulator Unit (10) as shown in the arrow direction after removing 9 screws (11).



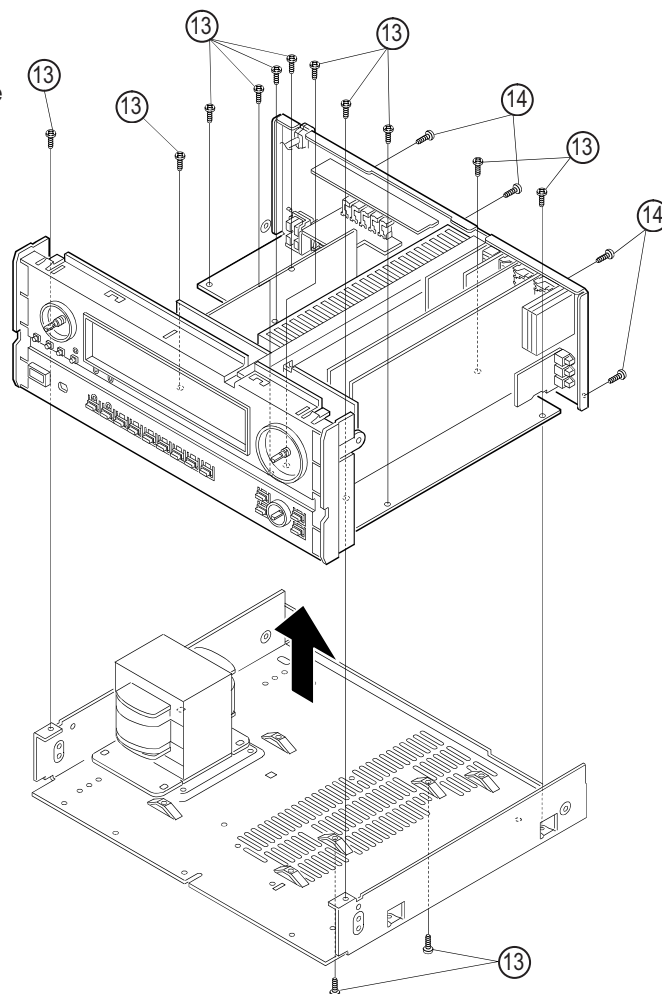
## 7. Component-Video/S-Video / C-video / Audio & DSP / Ext-in VR / Digital-in / AM FM Tuner Unit

- (1) Remove 44 screws (12) to detach the Rear Panel.
- (2) Take off the objective P.W.B. upward.



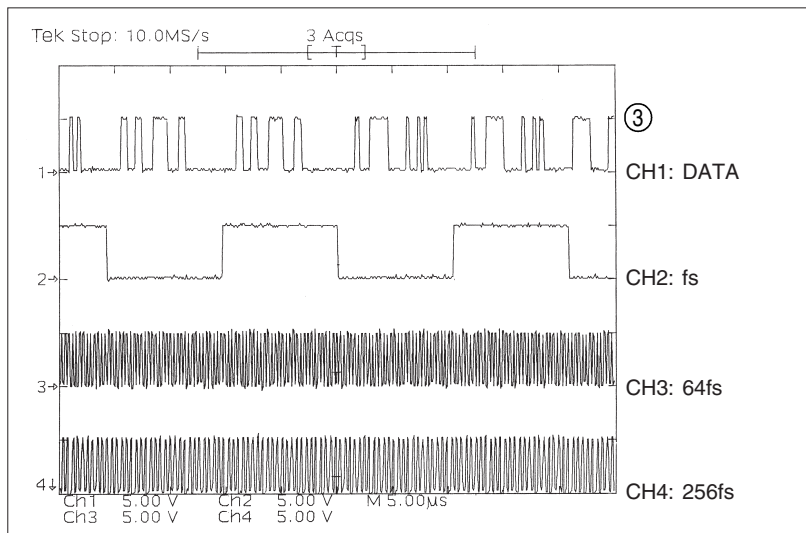
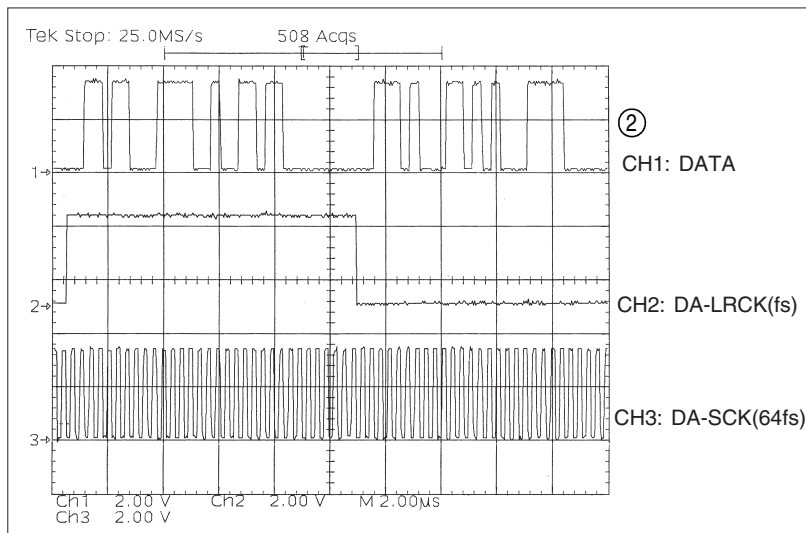
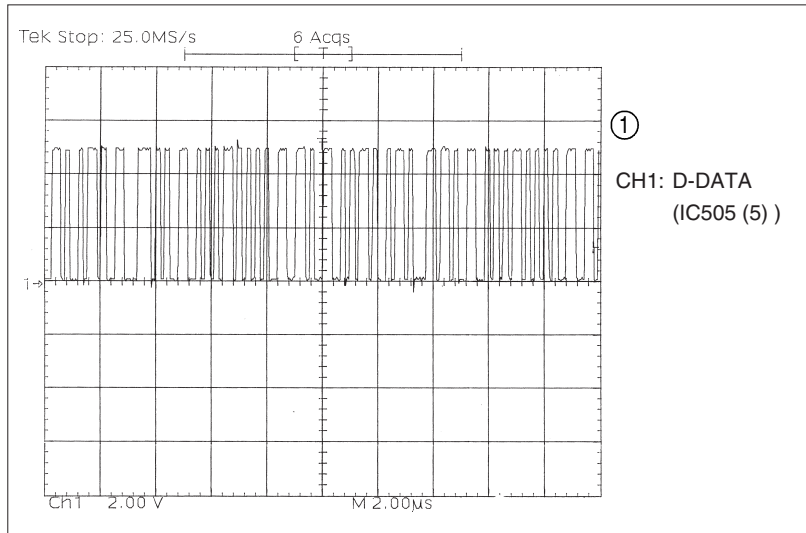
## 8. How to Check Power / Control Unit with Power-on

- (1) Remove 13 screws (13), and 4 screws (14) fixing to the Chassis.
- (2) Pull up the Unit to separate from the Chassis.

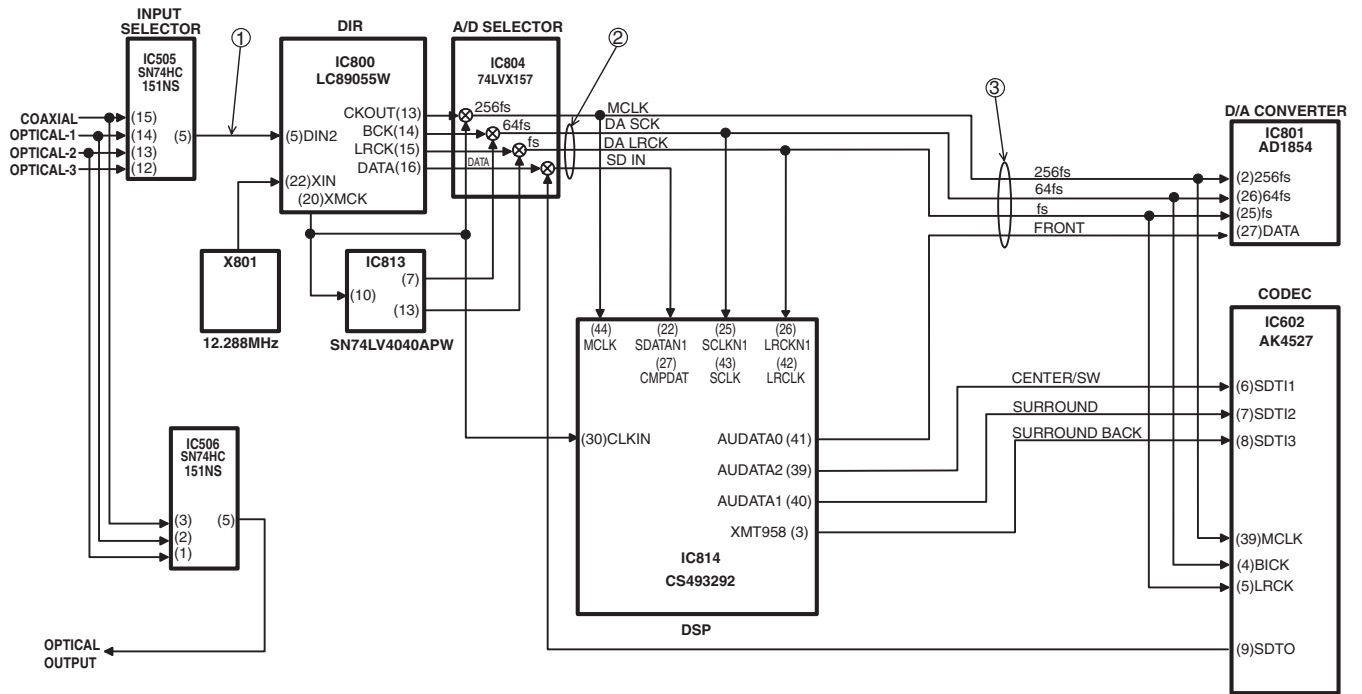


# CLOCK FLOW & WAVE FORM IN DIGITAL BLOCK

## Wave Form



# Clock Flow



- \* fs is a sampling frequency of input digital signal.  
e.g.:sampling frequency 48kHz fs=48kHz
- \* 64fs and 256fs are 64 or 256 times the sampling frequency respectively.  
e.g.: sampling frequency 48kHz  
64fs: 48kHz x 64=3.072MHz  
256fs: 48kHz x 256=12.288MHz
- \* The sampling frequency for analog input is fixed to 48kHz internally.
- \* (No.) indicates the pin number of individual.
- \* The arrow indicates the direction of signal as the input terminal pointed by the arrow and the output terminal by the opposite.



BLOCK DIAGRAM

AVR2802 BLOCK DIAGRAM

1

2

3

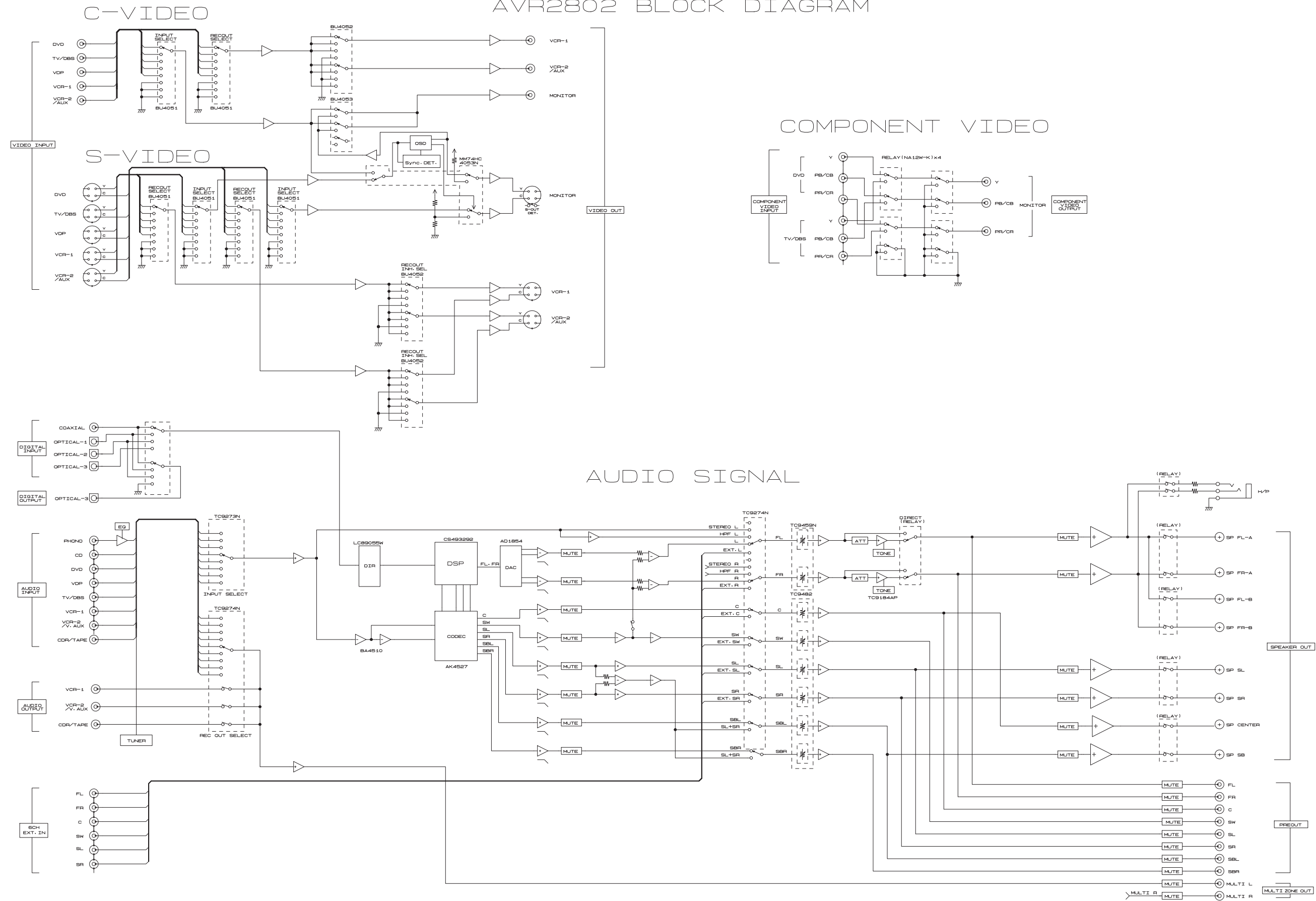
4

5

6

7

8



A

B

C

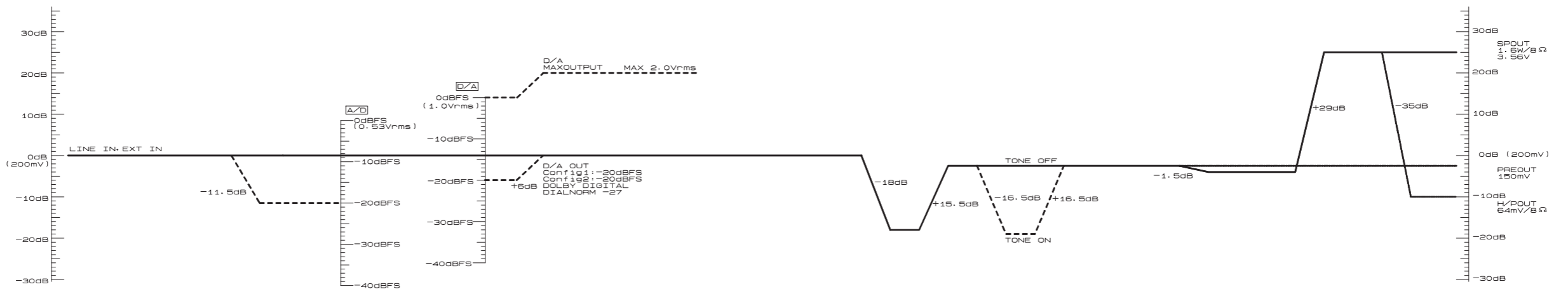
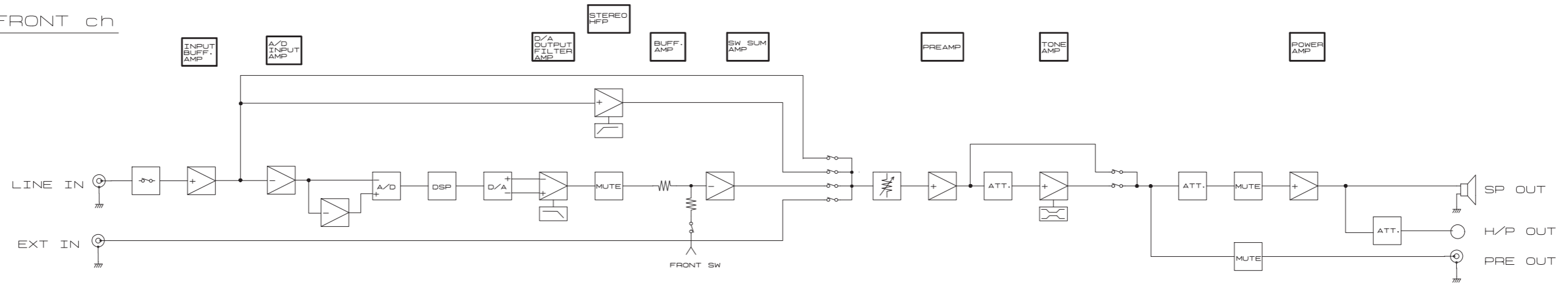
D

E

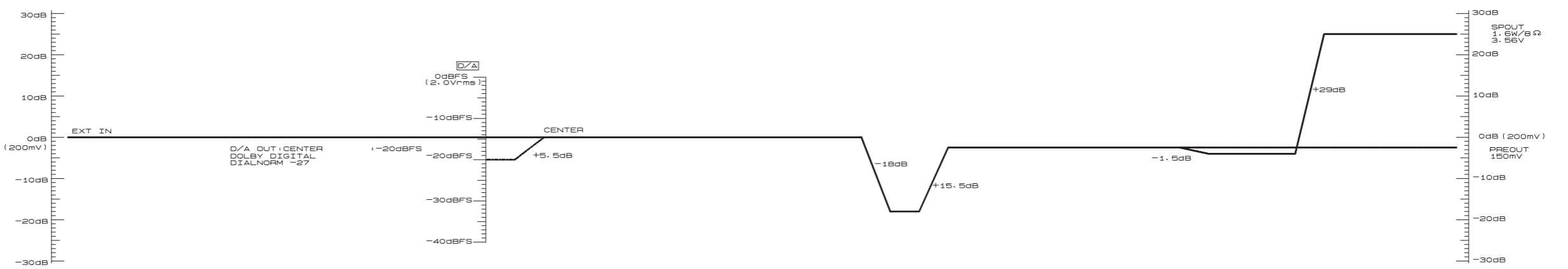
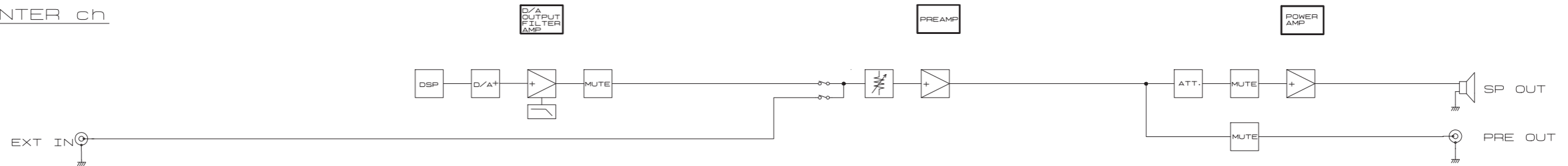
LEVEL DIAGRAMS (1/3)

1 2 3 4 5 6 7 8

FRONT ch



CENTER ch



A

B

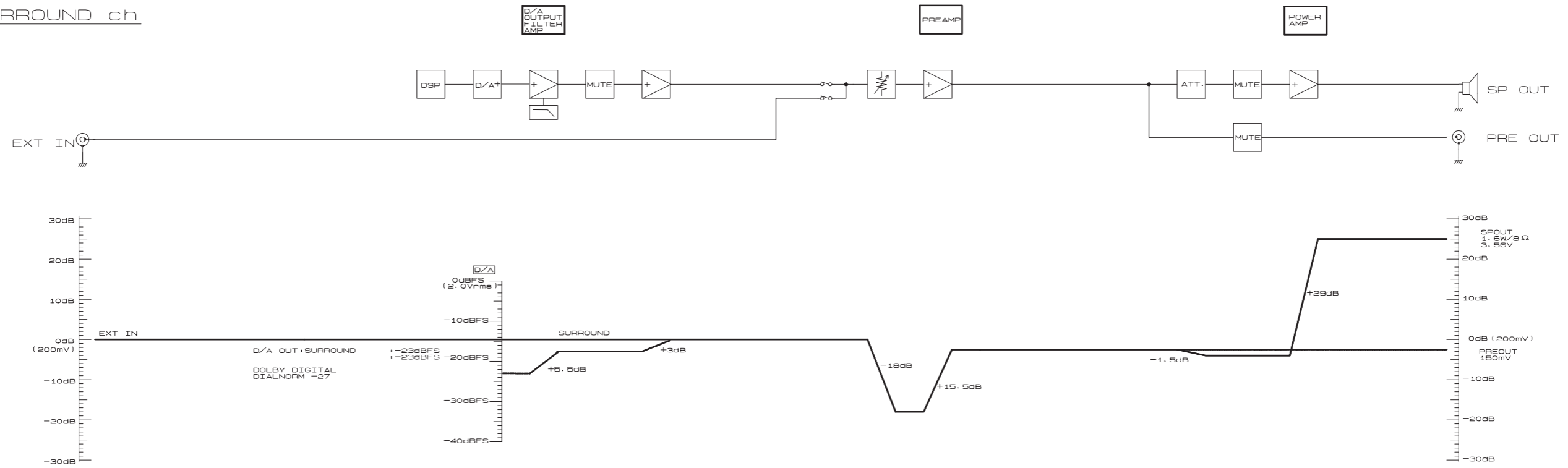
C

D

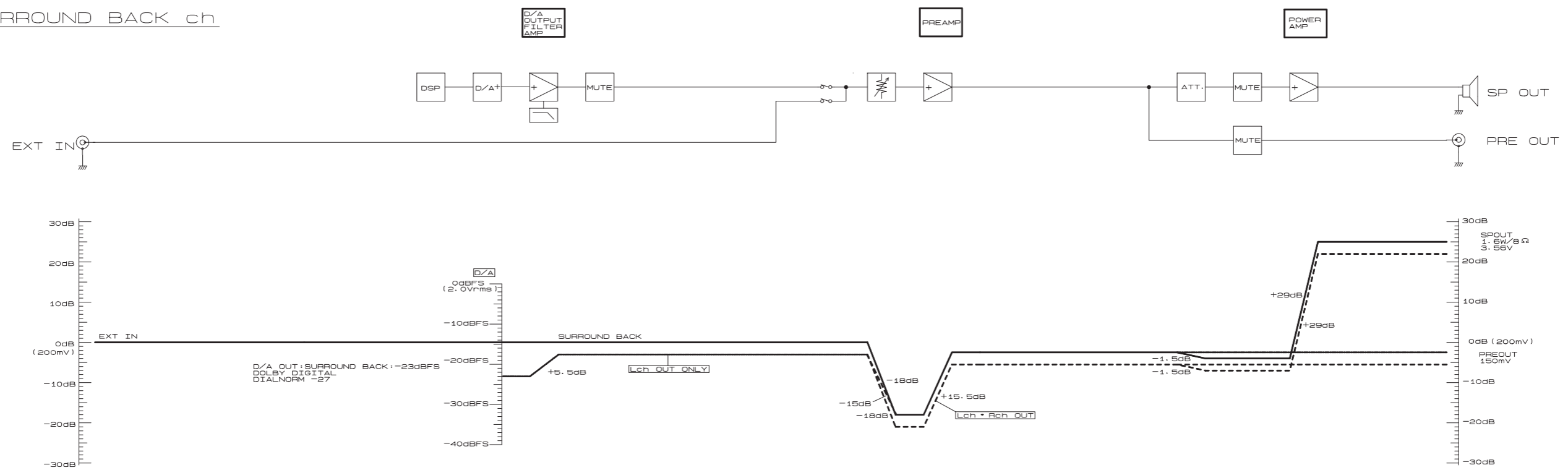
E

LEVEL DIAGRAMS (2/3)

SURROUND ch



SURROUND BACK ch



A

B

C

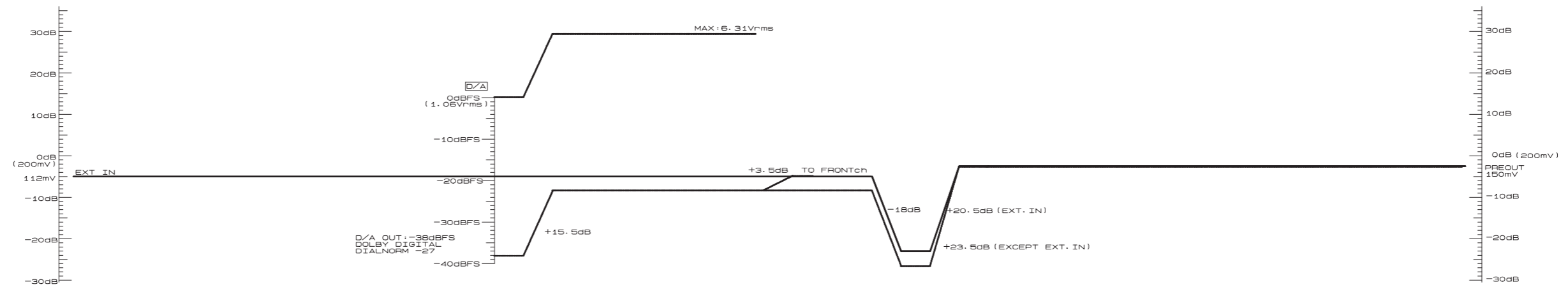
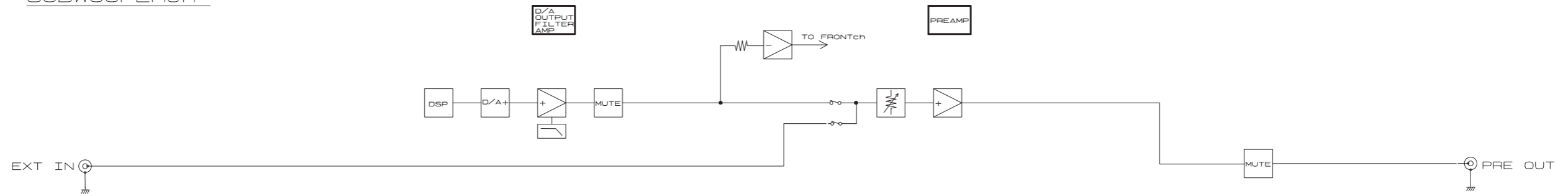
D

E

LEVEL DIAGRAM (3/3)

1 2 3 4 5 6 7 8

SUBWOOFERch



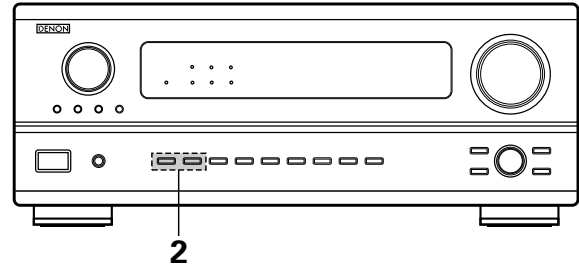
A  
B  
C  
D  
E

## CAUTION IN SERVICING

### ● Initializing AV SURROUND RECEIVER

AV SURROUND RECEIVER initialization should be performed when the  $\mu$ com, peripheral parts of  $\mu$ com, and DSP P.W.B. are replaced.

1. Switch off the unit and remove the AC cord from the wall outlet.
2. Hold the following A button and B button, and plug the AC cord into the outlet.
3. Check that the entire display is flashing with an interval of about 1 second, and release your fingers from the 2 buttons and the microprocessor will be initialized.



- Note:**
- If step 3 does not work, start over from step 1.
  - All user settings will be lost and its factory setting will be recovered when this initialization mode. So make sure to memorize your setting for restoring after the initialization.

## ADJUSTMENT

### Idling Current (1U-3368-1)

Required measurement equipment : DC Voltmeter

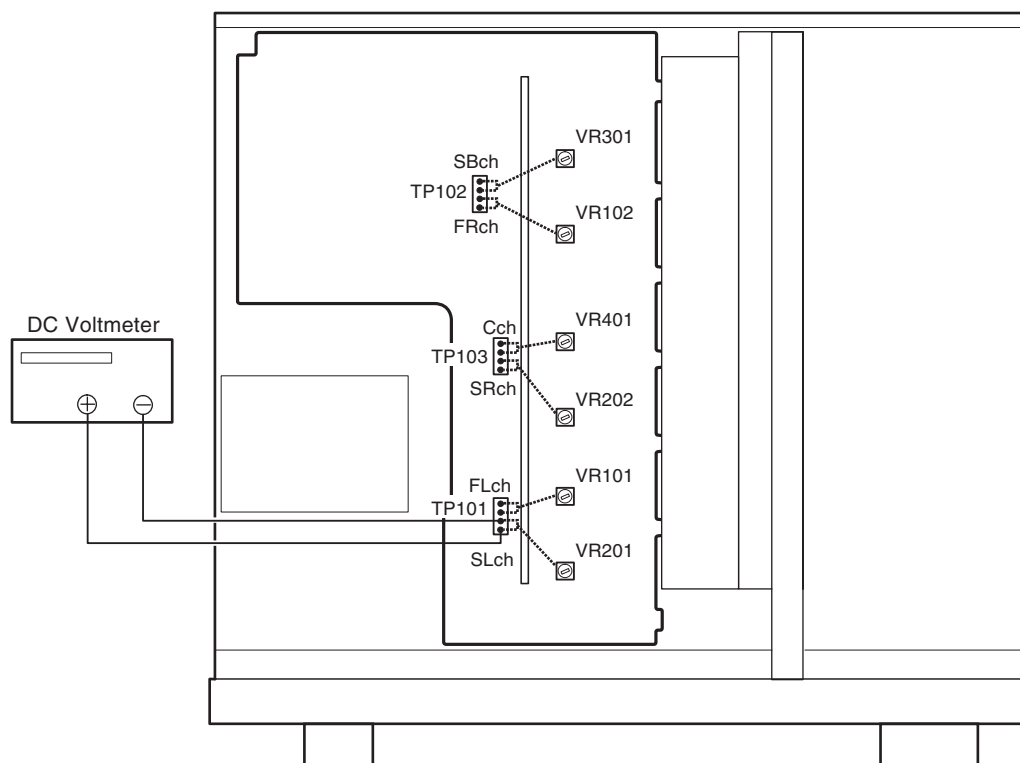
#### Preparation

- (1) Avoid direct blow from an air conditioner or an electric fan, and adjust the unit at normal room temperature 15 °C ~ 30 °C (59 °F ~ 86 °F).
- (2) Presetting
  - POWER (Power source switch) → OFF
  - SPEAKER (Speaker terminal) → No load (Do not connect speaker, dummy resistor, etc.)

#### Adjustment

- (1) Remove top cover and set VR101, VR102, VR201, VR202, VR301, VR401, on 1U-3368-1 (Power Unit) at fully counterclockwise ( ⚙ ).
- (2) Connect DC Voltmeter to test points (FRONT-Lch: TP101, FRONT-Rch: TP102, CENTER ch: TP103, SURROUND-Lch: TP101, SURROUND-Rch: TP103, SURROUND BACK-ch: TP102).
- (3) Connect power cord to AC Line, and turn power switch "ON".
- (4) Presetting.
 

MASTER VOLUME	: "----" counterclockwise ( ⚙ min.)
MODE	: 6CH STEREO
FUNCTION	: CD
- (5) Allow 2 minutes, and turn VR101 clockwise ( ⚙ ) to adjust the TEST POINT voltage to 6.5 mV ±0.5 mV DC.
- (6) After 10 minutes from preset, turn VR101 to set the voltage to 8 mV ±0.5 mV DC.
- (7) Adjust the Variable Resistors of other channels in the same way.
- (8) After 5 minutes from (6), turn VR101 to set the voltage to 8 mV ±0.5 mV DC.
- (9) Adjust the Variable Resistors of other channels in the same way.



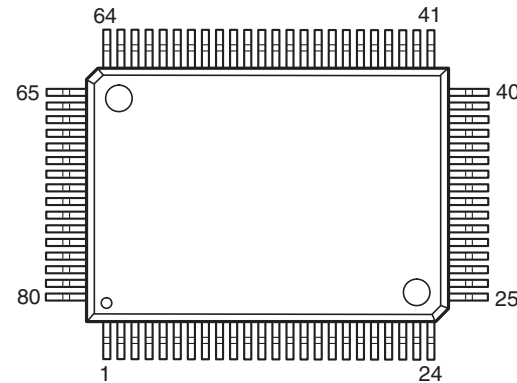
# SEMICONDUCTORS

## ● IC's

**Note:** Abbreviation ahead of IC No. indicates the name of P.W.B.

PO: Power P.W.B. RE: Regulator P.W.B.  
 EX: Exit in P.W.B. AU: Audio/DSP P.W.B.  
 CO: Control P.W.B.

### TMP88CU74F (CO: IC303)



### TMP88CU74F Terminal Function

Pin No.	Name	Symbol	I/O	Type	Op	Det	Res	Init	Function
1	P02/S01	RDS RESET	O	C	—	—	Z	L	RDS reset output (LC72720)
2	P03	OSD RST	O	C	—	—	Z	H	OSD control output (M35015)
3	P04	PLLDATA	I	—	—	—	—	—	PLL Serial data input terminal (LC72131)
4	P05	PLFLRDS DATA	O	C	—	—	Z	L	PLL, FL, RDS control terminal (LC72131 & LC75721, LC72720)
5	P06	PLL STB	O	C	—	—	Z	L	PLL control terminal (LC72131)
6	P07	PLFLRDS CLK	O	C	—	—	Z	L	PLL, FL, RDS control terminal (LC72131 & LC75721, LC72720)
7	Vss	Vss	I	—	GND	—	—	L	GND
8	Xout	Xout	O	—	—	—	—	—	XTAL
9	Xin	Xin	I	—	—	—	—	—	XTAL
10	RESET_	RESET_	I	—	Eu	Lv	L	—	Reset input
11	P22/XTOUT	TUNED_	I	—	Eu	Lv	Z	—	Tuning detect, L: Tuned
12	P21/XTIN	STEREO_	I	—	Eu	Lv	Z	—	L: At stereo receive
13	TEST	TEST	I	—	GND	S	—	—	Connect to GND
14	P20/INT5_	B.DOWN_	I	—	Eu	Lv	Z	—	Power down detect, L: Power down
15	P10/INT0_	PROTECT_	I	—	Ed	E&L	Z	—	PROTECTION detect input, H: Detect
16	P11/INT1	RDS DATA	I	—	—	—	Z	L	RDS data input (LC72720)
17	P12	OSD CLK	O	C	—	—	Z	H	OSD control output (M35015)
18	P13	OSD CS	O	C	—	—	Z	H	OSD control output (M35015)
19	P14	OSDDATA	O	C	—	—	Z	L	OSD control output (M35015)
20	P15/INT3	REMOCON	I	—	Ed	E&L	Z	—	Remote control signal input
21	P16/INT2	ACK	O	C	—	—	Z	L	MAIN-SUB CPU comm. control terminal
22	P17/INT4	REQ	I	—	Eu	—	Z	L	MAIN-SUB CPU comm. control terminal
23	P30/SCL	SI	I	—	—	—	—	—	MAIN-SUB CPU comm. control terminal
24	P31/SDA	SO	O	C	—	—	—	—	MAIN-SUB CPU comm. control terminal
25	P32/SCK0_	CLK	O	C	—	—	—	—	MAIN-SUB CPU comm. control terminal
26	P40/AIN0	MODE	I	—	Eu	Lv	Z	—	Destination switching input
27	P41/AIN1	KEY1	I	—	Eu	Lv	Z	—	Button input 1
28	P42/AIN2	KEY2	I	—	Eu	Lv	Z	—	Button input 2
29	P43/AIN3	KEY3	I	—	Eu	Lv	Z	—	Button input 3
30	P44/AIN4	FUNC STB1	O	C	—	—	Z	L	Function control output, REC OUT (TC9274-011), EXT/SOURCE (TC9274-017)
31	P45/AIN5	FUNC/T. CON CLK	O	C	—	—	Z	L	Function control output (TC9274N, TC9273), TONE control output (TC9184P)
32	P46/AIN6	FUNC/T. CON DATA	O	C	—	—	Z	L	Function control output (TC9274N, TC9273), TONE control output (TC9184P)
33	P47/AIN7	E.VOL STB4	O	C	—	—	Z	L	Elect. volume control output (TC9482)
34	P50/AIN8	E.VOL STB1	O	C	—	—	L	L	Elect. volume control output (TC9459)
35	P51/AIN9	TONE STB	O	C	—	—	L	L	TONE control output (TC9184P)
36	P52/AIN10	E.VOL DATA	O	C	—	—	L	H	Elect. volume control output (TC9459, TC9482)
37	P53/AIN11	E.VOL CLK	O	C	—	—	L	H	Elect. volume control output (TC9459, TC9482)

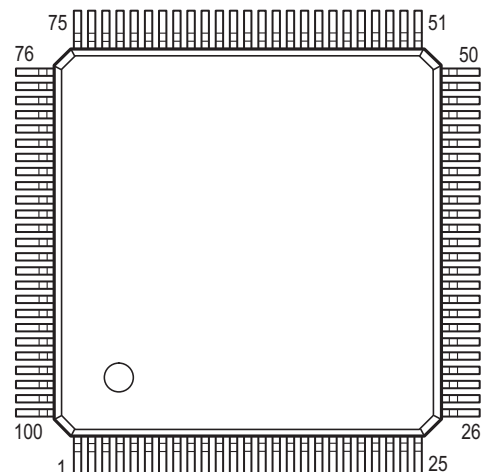
Pin No.	Name	Symbol	I/O	Type	Op	Det	Res	Init	Function
38	VASS	VASS	I	—	—	—	—	—	Ref. volt (GND)
39	VAREF	VAREF	I	—	—	—	—	—	Ref. volt (VDD)
40	VDD	VDD	I	—	—	—	—	—	Power supply
41	P60	FL CE	O	P	Ed	S	L	H	FL display control output (LC75721NE)
42	P61	FL RES	O	P	Ed	S	L	H	FL display control output (LC75721NE)
43	P62	FUNC STB2	O	P	Ed	—	Z	L	Function control output (TC9273), INPUT (TC9273)
44	P63	FA-RELAY	O	P	Id	—	L	L	Front SP relay A control terminal, L: Mute
45	P64	FB-RELAY	O	P	Id	—	L	L	Front SP relay B control terminal, L: Mute
46	P65	C-RELAY	O	P	Id	—	L	L	Center SP relay control terminal, L: Mute
47	P66	S-RELAY	O	P	Id	—	L	H	Surround SP relay control terminal, L: Mute
48	P67	PRE F MUTE	O	P	Ed	—	L	H	Front PRE OUT mute control terminal, L: Mute
49	P70	PRE C MUTE	O	P	Ed	—	L	L	Center PRE OUT mute control terminal, L: Mute
50	P71	PRE S MUTE	O	P	Ed	—	L	L	Surround PRE OUT mute control terminal, L: Mute
51	P72	SUB WOOFER MUTE	O	P	Ed	—	L	H	Sub-woofer PRE OUT mute control terminal, L: Mute
52	P73	H/P RELAY	O	P	Id	—	L	H	H/P OUT relay control terminal, L: Mute
53	P74	EXP OE	O	P	Ed	—	L	H	Port expander control terminal (BU4094)
54	P75	EXP CLK	O	P	Ed	—	L	L	Port expander control terminal (BU4094)
55	P76	EXP DATA	O	P	Ed	—	L	L	Port expander control terminal (BU4094)
56	P77	EXP STB	O	P	Ed	—	L	L	Port expander control terminal (BU4094)
57	P80	POWER	O	P	Id	—	L	H	Power relay control output, H: ON
58	P81	RESET2	O	P	Id	—	L	L	Reset signal output to sub-CPU, H: Reset
59	P82	PRE S.BACK MUTE	O	P	Id	—	L	L	Surround Back PRE PUT mute control terminal, L: Mute
60	P83	S.BACK VOL MUTE	O	P	Id	—	L	L	Surround Back volume mute, L: Mute
61	P84	STANDBY	O	P	Id	—	L	H	Standby LED drive output H: Light
62	P85	S.BACK RELAY	O	P	Id	—	L	L	Surround Back SP relay control terminal, L: Mute
63	P86	LED CK	O	P	Id	—	L	L	LED control terminal (BU2090F)
64	P87	LED DATA	O	P	Id	—	L	L	LED control terminal (BU2090F)
65	P90	TUNER MUTE	O	P	Ed	—	L	H	TUNER mute control terminal, L: Mute
66	P91	MULTI MUTE	O	P	Id	—	L	H	MULTI PREOUT mute control terminal, L: Mute
67	P92	S MONI DET	I	—	Eu	Lv	Z	—	S monitor connection detect input, L: Connected
68	P93	S SIG DET	I	—	Eu	Lv	Z	—	S signal detect input, H: Detected
69	P94	SYNC DET.	I	—	Eu	Lv	Z	—	Sync detect input, H: Ext. sync
70	P95	SEL A (M)	I	—	Eu	Lv	Z	—	Master volume rotation detect input (rotary encoder)
71	P96	SEL B (M)	I	—	Eu	Lv	Z	—	Master volume rotation detect input (rotary encoder)
72	P97	CINEMA EQ	O	P	Eu	Lv	Z	L	CINEMA EQ control output, H: ON
73	PD0	VOL MUTE	O	P	Ed	—	L	L	Master volume minimum control, L: Min.
74	PD1	SEL C (S)	I	—	Eu	Lv	Z	—	Surround mode rotation detect input (rotary encoder)
75	PD2	SEL D (S)	I	—	Eu	Lv	Z	—	Surround mode rotation detect input (rotary encoder)
76	PD3	SEL E (F)	I	—	Eu	Lv	Z	—	Input selector switch rotation detect input (rotary encoder)
77	PD4	SEL F (F)	I	—	Eu	Lv	Z	—	Input selector switch rotation detect input (rotary encoder)
78	Vkk	Vkk	—	—	—	—	—	—	GND fixed
79	P00/SCK1_		O	C	—	—	Z	L	
80	P01/SI1	RDS CE	O	C	—	—	Z	L	RDS data output (LC72720)

### NOTE:

Pin No. : Terminal number of microcomputer.  
 Port Name : The name entered in the data sheet of microcomputer.  
 Symbol : Symbolized interface function.  
 I/O : Input or out of part.  
 Type : Composition of port in case of output port.  
 Op : Pull up/Pull down selection information.  
 Det : Indicates judging state of input port. Level detection is "LV"; Edge detection is "Ed"; Detection by both shifting is "E&L"; Serial data detection is "S" (Serial data output is also "S").  
 Res : State at reset.  
 Ini : Initial output state.  
 Function : Function and logical level explanation of signals to be interface.

"I" = Input port  
 "O" = Output port  
 "C" = CMOS output  
 "N" = NMOS open drain output  
 "P" = PMOS open drain output  
 "Lu" = Inner microcomputer pull up  
 "Ld" = Inner microcomputer pull down  
 "Eu" = External microcomputer pull up  
 "Ed" = External microcomputer pull down  
 "H" = Outputs High Level at reset  
 "L" = Outputs Low Level at reset  
 "Z" = Becomes High impedance mode at reset

TMP93CS40F (AU: IC301)



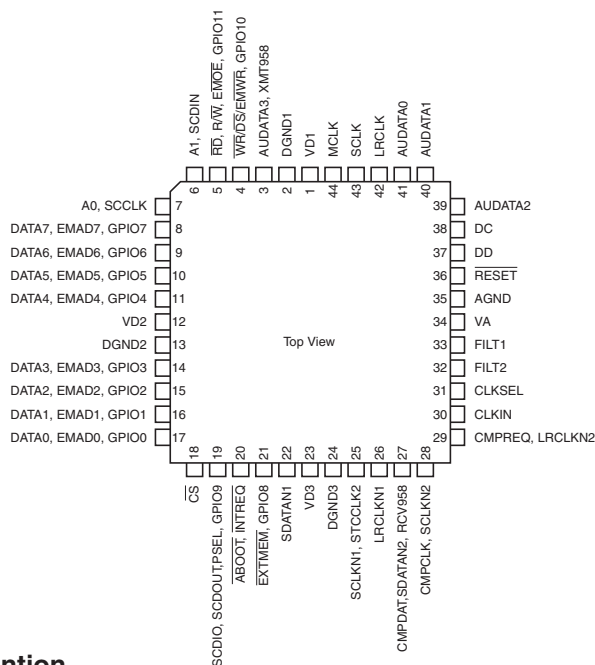
TMP93CS40F Terminal Function

Pin No.	Name	Symbol	I/O	Type	Op	Det	Res	Init	Function
1	V REFL		—	—	—	—	—	—	A/D ref. GND
2	A Vss	←	—	—	—	—	—	—	A/D GND
3	A Vcc	←	—	—	—	—	—	—	AD +5V
4	_NMI	I	—	—	—	—	—	—	Not used (fixed to H)
5	P70/TI0	C15	O	C	Ed	—	L	L	Fixed to L (DSP ROM address cont. out bit 15, not used)
6	P71/TO1	C16	O	C	Ed	—	L	L	DSP program ROM address cont. out bit 16
7	P72/TO2	C17	O	C	Ed	—	L	L	DSP program ROM address cont. out bit 17
8	P73/TO3	ROM/RAM	O	C	Ed	—	L	L	ROM/RAM switching control terminal (L:ROM)
9	P80/INT4/TI4	_INTREQ OUT	I/O	C	Eu	E↓&L	Z	—	DSP request input and cont. output (L:Rq & cont.)
10	P81/INT5/TI5	B.DOWN	I	—	Eu	E↑&L	Z	—	Power down detect (H: Detected)
11	P82/TO4		O	C	—	—	L	L	
12	P83/TO5	_REQ	O	C	Eu	—	H	L	MAIN-SUB CPU comm. control output (L: Comm. request from sub)
13	P84/INT6/TI6	_ACK	I	—	Eu	E↓&L	—	—	MAIN-SUB CPU comm. control input (L: Ack. return from main)
14	P85/INT7/TI7	ERR	I	—	—	E↑&L	—	—	DIR control input terminal (LC89055Q)( H: ERR)
15	P86/TO6		I	—	—	Lv	Z	—	(GND)
16	P97/INT0	_CS	I	—	Ed	E↑&L	—	—	DIR control input terminal (LC89055Q), when CH status change L→H
17	P90/TXD0	SI	O	C					MAIN-SUB CPU comm. control terminal (data output)
18	P91/RXD0	SO	I	—					MAIN-SUB CPU comm. control terminal (data input)
19	P92/_CTS0/SCLK0	CLK	I/O	C					MAIN-SUB CPU comm. control terminal (I2C clock in/output)
20	P93/TXD1		O	C	—	—	Z	L	
21	P94/RXD1		O	C	—	—	Z	L	
22	P95/SCLK1		O	C	—	—	Z	L	
23	AM8/_16	←	—	—	—	—	—	—	Fixed to +5V
24	CLK		O	C	Eu	—	—	—	
25	Vcc	←	—	—	—	—	—	—	+5V
26	Vss	I/O1	—	—	—	—	—	—	GND
27	X1	Xin	I	—	—	—	—	—	X'tal connection
28	X2	Xout	O	—	—	—	—	—	X'tal connection
29	_EA	←	—	—	—	—	—	—	Fixed to +5V
30	_RESET	RESET2_	I	—	Eu	Lv	L	—	Reset input (controlled by main CPU)
31	P96/XT1	A/D RESET	O	N	Eu	—	H	H	A/D control terminal (L: Reset)
32	P97/XT2		O	C	Ed	—	L	L	
33	TEST1	←	I	—	—	—	—	—	Connected to TEST2
34	TEST2	←	I	—	—	—	—	—	Connected to TEST1
35	PA0	DINA	O	C	Ed	—	L	L	Digital input switching control output
36	PA1	DINB	O	C	Ed	—	L	L	Digital input switching control output
37	PA2		O	C	—	—	L	L	
38	PA3	DINC	O	C	Ed	—	L	L	Digital input switching control output
39	PA4	DOUTA	O	C	Ed	—	L	L	Digital output switching control output
40	PA5	DOUTB	O	C	Ed	—	L	L	Digital output switching control output

Pin No.	Name	Symbol	I/O	Type	Op	Det	Res	Init	Function
41	PA6	DEEMP	O	C	Ed	—	L	L	DAC de-emphasis filter cont. out terminal (H:ON)
42	PA7/SCOUT	96k-DAC	O	C	—	—	L	L	DAC control terminal (H: Sample frequency 96kHz)
43	ALE		O	C	—	—	L	L	(Address latch enable)
44	Vcc		—	—	—	—	—	—	+5V
45	P00/AD0	(AD0)	I/O	C	—	—	Z	L	(EPROM data in D0 / address out A0)
46	P01/AD1	(AD1)	I/O	C	—	—	Z	L	(EPROM data in D1 / address out A1)
47	P02/AD2	(AD2)	I/O	C	—	—	Z	L	(EPROM data in D2 / address out A2)
48	P03/AD3	(AD3)	I/O	C	—	—	Z	L	(EPROM data in D3 / address out A3)
49	P04/AD4	(AD4)	I/O	C	—	—	Z	L	(EPROM data in D4 / address out A4)
50	P05/AD5	(AD5)	I/O	C	—	—	Z	L	(EPROM data in D5 / address out A5)
51	P06/AD6	(AD6)	I/O	C	—	—	Z	L	(EPROM data in D6 / address out A6)
52	P07/AD7	(AD7)	I/O	C	—	—	Z	L	(EPROM data in D7 / address out A7)
53	P10/AD8/A8	(A8)	O	C	—	—	Z	L	(EPROM address out A8)
54	P11/AD9/A9	(A9)	O	C	—	—	Z	L	(EPROM address out A9)
55	P12/AD10/A10	(A10)	O	C	—	—	Z	L	(EPROM address out A10)
56	P13/AD11/A11	(A11)	O	C	—	—	Z	L	(EPROM address out A11)
57	P14/AD12/A12	(A12)	O	C	—	—	Z	L	(EPROM address out A12)
58	P15/AD13/A13	(A13)	O	C	—	—	Z	L	(EPROM address out A13)
59	P16/AD14/A14	(A14)	O	C	—	—	Z	L	(EPROM address out A14)
60	P17/AD15/A15	(A15)	O	C	—	—	Z	L	(EPROM address out A15)
61	_WDTOUT	←	O	C	—	—	Z	H	Watch dog output
62	Vss	←	—	—	—	—	—	—	GND
63	Vcc	←	—	—	—	—	—	—	+5V
64	P20/A0/A16	(A16)	O	C	—	—	Z	L	(EPROM address out A16)
65	P21/A1/A17	DIR CLK	O	C	—	—	Z	L	DIR control terminal (LC89055Q) control clock output
66	P22/A2/A18	DIR CE	O	C	—	—	Z	L	DIR control terminal (LC89055Q) control chip enable output
67	P23/A3/A19	DIR MOSI	O	C	—	—	Z	L	DIR control terminal (LC89055Q) control data output
68	P24/A4/A20	DIR MOSO	I	—	—	Lv	—	—	DIR control terminal (LC89055Q) control data input
69	P25/A5/A21	FGAIN	O	C	Ed	—	L	L	FRONT ch GAIN switching control output (H: SW=NO)
70	P26/A6/A22	DAC-RESET	O	C	Ed	—	L	H	DAC control terminal (L: Power down mode, ↑(rising edge) Reset)
71	P27/A7/A23	SEL CK	O	C	—	—	Z	L	ADC/DIR data clock switching control terminal (L: ADC)
72	P30/_RD	(_RD)	O	C	—	—	Z	L	(Flash memory control terminal)
73	P31/_WR	(_WR)	O	C	—	—	Z	L	(Flash memory control terminal)
74	P32/_HWR	CSI	I	—	—	Lv	—	—	DIR control input terminal (L: PCM)
75	P33/_WAIT	ERR MUTE_	O	C	Ed	—	L	L	Pop noise preventive mute control output (L: Mute)
76	P34/_BUSRQ		I	—	—	Lv	Z	—	GND
77	P35/_BUSRQ	DIG.(AC3) MUTE	O	C	Ed	—	Z	L	Digital mute control output (L: AC-3 or DTS decode enable)
78	P36/_R/W		I	—	—	Lv	Z	—	GND
79	P37/_RAS	DIR RESET	O	C	—	—	Z	L	DIR control output (LC89055Q) (L: Reset)
80	P40/_CS0/_CAS0		O	C	—	—	Z	L	
81	P41/_CS1/_CAS1		O	C	—	—	Z	L	
82	P42/_CS2/_CAS2	(_CS0)	O	C	—	—	Z	L	(Flash memory control terminal)
83	P60/PG00	DSP. RESET	O	C	—	—	Z	L	DSP reset output terminal (L:Reset)
84	P61/PG01	I/02 SCD OUT	I	C	—	Lv	Z	—	DSP status data input terminal
85	P62/PG02	I/03 DSP. CS	O	—	—	—	Z	L	DSP chip select cont.output (L:Data out)
86	P63/PG03	I/04 DSP. CLK	O	C	—	—	Z	L	DSP data clock output terminal
87	P64/PG10	I/05 SCD IN	O	C	—	—	Z	L	DSP data output terminal
88	P65/PG11	I/06 4527_CE	O	C	—	—	Z	L	AD control terminal (AK4527), Chip enable output
89	P66/PG12	I/07 4527_CLK	O	C	—	—	Z	L	AD control terminal (AK4527), Data clock output
90	P67/PG13	I/08 4527_DIN	O	C	—	—	Z	L	AD control terminal (AK4527), Data output
91	Vss	←	—	—	—	—	—	—	GND
92	P50/AN0	INTTREQ IN	I	—	Eu	Lv	Z	—	
93	P51/AN1		I	—	Eu	Lv	Z	—	
94	P52/AN2	EMP	I	—	—	Lv	—	—	H: EMP on
95	P53/AN3	96K DET	I	—	—	Lv	—	—	96k signal detect input, H: 96k
96	P54/AN4		I	—	Eu	Lv	—	Z	
97	P55/AN5		I	—	Eu	Lv	—	Z	
98	P56/AN6	ACC ON/OFF	I	—	Eu	Lv	—	Z	
99	P57/AN7		I	—	Eu	Lv	—	Z	
100	V REFH	←	—	—	—	—	—	—	AD ref. +5V



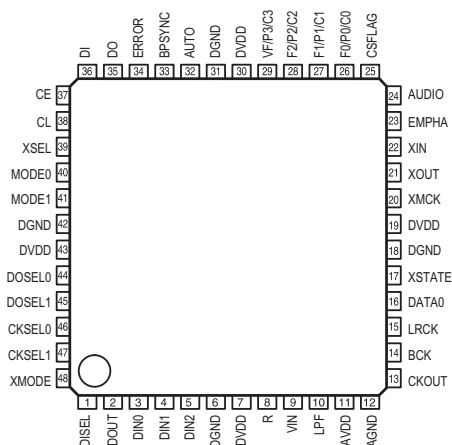
CS493292-CL (AU: IC814)



● CS493292-CL Terminal Funtion

Pin No.	Port Name	Function
1,12,23	VD1,2,3	Digital power supply (+)
2,13,24	DGND1,2,3	Digital GND
3	AUDATA3, XMT958	SPDIF transmitter output, Digital audio output 3
4	$\overline{WR}$ , $\overline{DS}$ , $\overline{EMWR}$ , GPIO10	Host write strobe, Host data strobe, External memory write enable, General purpose in/output 10
5	$\overline{RD}$ , $R/\overline{W}$ , $\overline{EMOE}$ , GPIO11	Host parallel output enable, Host parallel R/W, External memory write enable, General purpose in/output 11
6	A1,SCDIN	Host address bit 1, SPI serial control data input
7	A0,SCCLK	Host address bit 0, Serial control port clock
8	DATA7, EMAD7, GPIO7	Bidirectional data bus 7, External memory address 7, General purpose in/output 7
9	DATA6, EMAD6, GPIO6	Bidirectional data bus 6, External memory address 6, General purpose in/output 6
10	DATA5, EMAD5, GPIO5	Bidirectional data bus 5, External memory address 5, General purpose in/output 5
11	DATA4, EMAD4, GPIO4	Bidirectional data bus 4, External memory address 4, General purpose in/output 4
14	DATA3, EMAD3, GPIO3	Bidirectional data bus 3, External memory address 3, General purpose in/output 3
15	DATA2, EMAD2, GPIO2	Bidirectional data bus 2, External memory address 2, General purpose in/output 2
16	DATA1, EMAD1, GPIO1	Bidirectional data bus 1, External memory address 1, General purpose in/output 1
17	DATA0, EMAD0, GPIO0	Bidirectional data bus 0, External memory address 0, General purpose in/output 0
18	CS	Host parallel chip select, Host serial SPI chip select
19	SCDIO, SCDOUT, PSEL,GPIO9	Serial control port data in/output, Parallel port type select, General purpose in/output 9
20	$\overline{INTREQ}$ , $\overline{ABOOT}$	Control port interrupt request, Automatic boot enable
21	$\overline{EXTMEM}$ , GPIO8	External memory chip select, General purpose in/output 8
22	SDATAN1	PCM audio data input 1
25	SCLKN1, STCCLK2	PCM audio input bit clock
26	LRCLKN1	PCM audio input sample rate clock
27	CMPDAT, SDATAN2	PCM audio data input 2
28	CMPCLK, SCLKN2	PCM audio input bit clock
29	CMPREQ, LRCLKN2	PCM audio input sample rate clock
30	CLKIN	Master clock input
31	CLKSEL	DSP clock select
32	FILT2	PLL filter
33	FILT1	PLL filter
34	VA	Analog power supply (+)
35	AGND	Analog GND
36	RESET	Master reset input
37	DD	Reserved
38	DC	Reserved
39	AUDATA2	Digital audio output 2
40	AUDATA1	Digital audio output 1
41	AUDATA0	Digital audio output 0
42	LRCLK	Audio output sample rate clock
43	SCLK	Audio output bit clock
44	MCLK	Audio master clock

## LC89055W (AU: IC800)

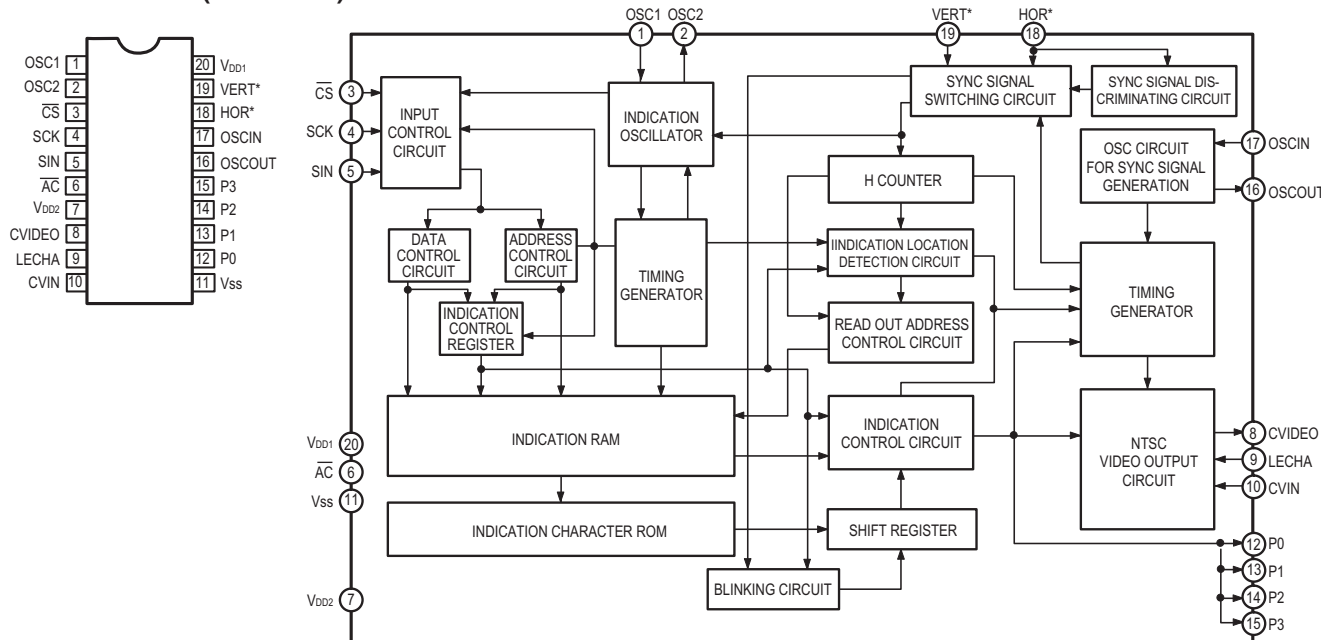


## LC89055W Terminal Function

Pin No.	Pin Name	I/O	Function
1	DISEL	I	Data input terminal (select input pin of DIN0, DIN1)
2	DOUT	O	Input bi-phase data through output terminal
3	DIN0	I	Amp built-in coaxial/optical input correspond data input terminal
4	DIN1	I	Amp built-in coaxial/optical input correspond data input terminal
5	DIN2	I	Optical input correspond data input terminal
6	DGND		Digital GND
7	DVDD		Digital power supply
8	R	I	VCO gain control input terminal
9	VIN	I	VCO free-run frequency setting input terminal
10	LPF	O	PLL loop filter setting terminal
11	AVDD		Analog power supply
12	AGND		Analog GND
13	CKOUT	O	Clock output terminal (256fs, 384fs, 512fs, X'tal osc., VCO free-run osc.)
14	BCK	O	64fs clock output terminal
15	LRCK	O	fs clock output terminal (L: Rch, H: Lch, I <sup>2</sup> S: Reverse)
16	DATA0	O	Data output terminal
17	XSTATE	O	Input data detecting result output terminal
18	DGND		Digital GND
19	DVDD		Digital power supply
20	XMCK	O	X'tal osc. clock output terminal (24.576MHz or 12.288MHz)
21	XOUT	O	X'tal osc. connection output terminal
22	XIN	I	X'tal osc. connection input terminal, external signal input possible (24.576MHz or 12.288MHz)
23	EMPHA	O	Emphasis information output terminal of channel status
24	AUDIO	O	Bit1 output terminal of channel status
25	CSFLAG	O	Top 40bit revise flag output terminal of channel status
26	F0/P0/C0	O	Input fs cal. sig. out / data type out / input word inf. output terminal
27	F1/P1/C1	O	Input fs cal. sig. out / data type out / input word inf. output terminal
28	F2/P2/C2	O	Input fs cal. sig. out / data type out / input word inf. output terminal
29	VF/P3/C3	O	Validity flag out / data type out / input word inf. output terminal
30	DVDD		Digital power supply
31	DGND		Digital GND
32	AUTO	O	Non PCM burst data transfer detect sig. output terminal
33	BPSYNC	O	Non PCM burst data preamble Pa, Pb, Pc, Pd sync sig. output terminal
34	ERROR	O	PLL lock error, data error flag output terminal
35	DO	O	CPU I/F read data output terminal
36	DI	I	CPU I/F write data input terminal
37	CE	I	CPU I/F chip enable input terminal
38	CL	I	CPU I/F clock input terminal
39	XSEL	I	Frequency select input pin of XIN X'tal osc. (24.576MHz or 12.288MHz)
40	MODE0	I	Mode setting input terminal
41	MODE1	I	Mode setting input terminal
42	DGND		Digital GND
43	DVDD		Digital power supply
44	DOSEL0	I	Data output format select input terminal
45	DOSEL1	I	Data output format select input terminal
46	CKSEL0	I	Output clock select input terminal
47	CKSEL1	I	Output clock select input terminal
48	XMODE	I	Reset input terminal

\* For latch-up countermeasure, set digital (DVDD) and analog (AVDD) power on/off in the same timing.

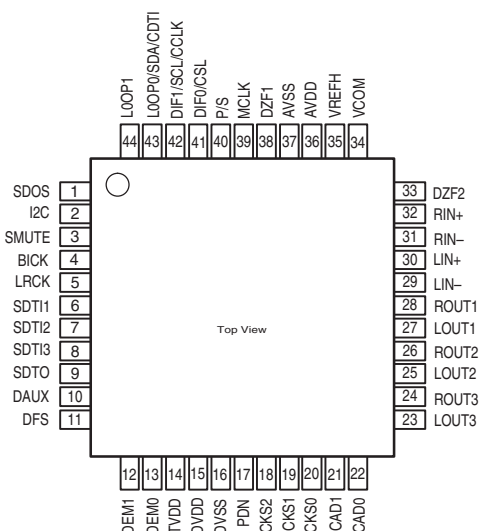
M35015-210SP (AU: IC453)



M35015-210SP Terminal Function

Pin No.	Symbol	Name	I/O	Function
1	OSC1	Osc. circuit ext.	I	External terminal for indication oscillator circuit. Standard OSC. freq. is approx. 7MHz. With this OSC. freq., decides horizontal indicatin and character width.
2	OSC2	terminal.	O	
3	CS	Chip select input	I	Chip select terminal and turns to "L" when transfer serial data. Hysteresis input. Pull up resistor is built-in.
4	SCK	Serial clock input	I	Takes in serial data of SIN at SCK rise when CS terminal is in "L". Hysteresis input. Pull up resrist is built-in.
5	SIN	Serial data input	I	Serial input of register for indication control and data, and address for indication data memory. Hysteresis input. Pull up resristor is built-in.
6	AC	Auto-clear input	I	Resets internal circuit of IC at "L" mode. Hysteresi input. Pull up resistor is built-in.
7	VDD2	Power supply	—	Power supply terminal of analog system. Connect to +5V.
8	CVIDEO	Combined video output	O	Output terminal of combined video signal. Outputs 2Vp-p combined signal. Character output, etc. Overlap CVIN signal and outputs at superimpose.
9	LECHA	Character level input	I	Input terminal deciding character output level in combined video signal. color of character is white.
10	CVIN	Combined video input	I	Input terminal of external combined video signal. Character output etc. overlap this external combined video signal.
11	VSS	Ground	—	Ground terminal. Connect to GND.
12	P0	Output port p0	O	General output or character background signal BL NK1* output is switchable. Polarity can be selected at ROM mask.
13	P1	Output port P1	O	General output or character background signal CO1* output is switchable. Polarity can be selected at ROM mask.
14	P2	Output port P2	O	General output or character background signal BLNK2* output is switchable. Polarity can be selected at ROM mask.
15	P3	Output port P3	O	General output or character background signal CO2* output is switchable. Polarity can be selected at ROM mask.
16	OSCOU	Ext. terminal for sync sig.	O	Terminal for external use of sync signal OSC. circuit. Use the freq.: 14.32MHz at NTSC system, 17.73MHz at PAL. system, 14.30MHz at MPAL system.
17	OSCIN	OSC. Circuit	I	
18	HOR*	Horizontal sync signal	I	Inputs horizontal sync signal. Hysteresis input.
19	VERT*	Vertical sync signal	—	Input vertical sync signal. Hysteresis input. Polarity can be selected at ROM mask.
20	VDD1	Power supply	I	Power supply terminal of digital system. Connect to +5V.

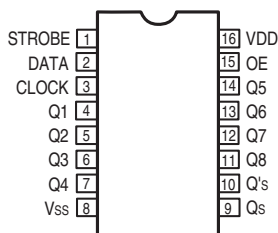
## AK4527BVQ (AU:IC602)



## AK4527BVQ Terminal Function

Pin No.	Pin Name	I/O	Function
1	SDOS	I	SDTO source select pin, L: Internal ADC output, H: DAUX input
2	I2C	I	Serial control mode select pin, L: 3-core serial, H: I <sup>2</sup> C bus
3	SMUTE	I	Soft mute pin, H: Soft mute start, L: Release
4	BICK	I	Audio serial data clock pin
5	LRCK	I	Input channel clock pin
6	SDTI1	I	DAC1 audio serial data input pin
7	SDTI2	I	DAC2 audio serial data input pin
8	SDTI3	I	DAC3 audio serial data input pin
9	SDTO	O	Audio serial data output pin
10	DAUX	I	Auxiliary audio serial data input pin
11	DFS	I	Double speed sampling mode pin, L: Normal, H: Double
12	NC	—	No Connect, No internal bonding
13	DZFE	I	Zero input detect enable pin
14	TVDD	—	Power pin for output buffer, 2.7V~5.5V
15	DVDD	—	Digital power pin, 4.5V~5.5V
16	DVSS	—	Digital GND pin, 0V
17	PDN	I	Power down & reset pin, L: Powered-down and register initialized, Reset with PDN when switching CAD0-1
18	TST	I	Test pin, connected to DVSS
19	NC	—	No Connect, No internal bonding
20	ADIF	I	Analog Input Format Select pin
21	CAD1	I	Chip address-1 pin
22	CAD0	I	Chip address-0 pin
23	LOUT3	O	DAC3L channel analog out pin
24	ROUT3	O	DAC3R channel analog out pin
25	LOUT2	O	DAC2L channel analog out pin
26	ROUT2	O	DAC2R channel analog out pin
27	LOUT1	O	DAC1L channel analog out pin
28	ROUT1	O	DAC1R channel analog out pin
29	LIN-	I	L-ch analog inverted input pin
30	LIN+	I	L-ch analog non-inverted input pin
31	RIN-	I	R-ch analog inverted input pin
32	RIN+	I	R-ch analog non-inverted input pin
33	DZF2/OVF	O	0 input detect 2 pin/Analog input overflow detect pin
34	VCOM	O	Common V-out pin, AVDD/2, connect large capacitor to avoid noise
35	VREFH	I	Ref. V input pin, AVDD
36	AVDD	—	Analog GND pin, 4.5V~5.5V
37	AVSS	—	Analog GND pin, 0V
38	DZF1	O	0 input detect pin, H: Input data of G1 is 8192 times "0" in a raw or RSTN bit "0", L: When P/S= "0"
39	MCLK	I	Master clock input pin
40	P/S	I	Parallel/Serial select pin, L: Serial control
41	DIF0	I	Audio data I/F format 0 pin (parallel control)
	CSN	I	Chip select pin (3-wire serial control), connect to DVDD when I <sup>2</sup> C bus control
	DIFI	I	Audio data I/F format 1 pin (parallel control)
42	SCL/CCLK	I	Control data clock pin (serial control), I <sup>2</sup> C="L": CCLK (3-wire serial), I <sup>2</sup> C="H": SCL (I <sup>2</sup> C bus)
43	LOOP0	I	Loop back mode 0 pin (parallel control), effects digital loop back ADC to all DAC
	SDA/CDTI	I/O	Control data input pin (serial control), I <sup>2</sup> C="L": CDTI (3-wire serial), I2C="H": SDA (I <sup>2</sup> C bus)
44	LOOP1	I	Loop back mode 1 pin, from SDTI1 to all DAC

**BU4094BCF (CO: IC304,305)**



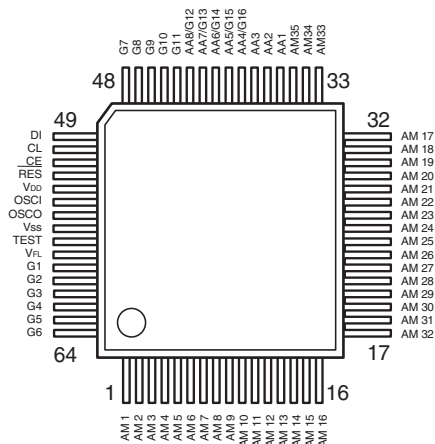
**CO: IC304**

Port	Symbol	Function
Q1	A	Video input switching
Q2	B	Video input switching
Q3	C	Video input switching
Q4	D	Video output switching
Q5	E	Video output switching
Q6	F	Video output switching
Q7	H	Video output switching
Q8	G	Video output switching

**CO: IC305**

Port	Symbol	Function
Q1	DIRECT/TONE DEFEAT	DIRECT & TONE DEFEAT relay control (H:DIRECT,TONE DEFEAT)
Q2	S1	Video signal switching control output
Q3	S2	Video signal switching control output
Q4	EXT. IN	Sub woofer channel gain control terminal (L:EXT. IN)
Q5	D	Video output switching
Q6	G	Video output switching
Q7	NC	
Q8	FRONT A+B	Current limiter control terminal (H:Front SP A+B)

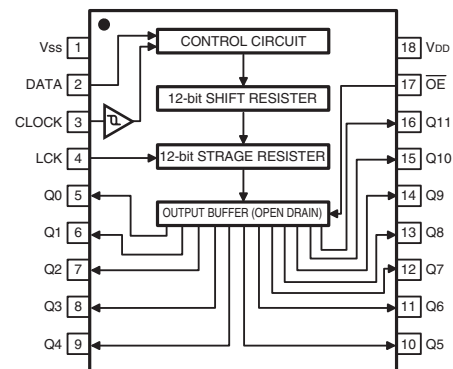
**LC75721E (CO: IC101)**



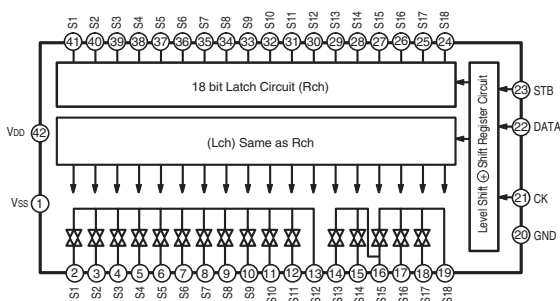
**LC75721E Terminal Function**

Symbol	Function
V <sub>DD</sub>	Power terminal +5V
V <sub>SS</sub>	Power terminal GND
V <sub>FL</sub>	Power terminal FL drive
DI	Serial data transfer terminal
CL	DI: Data
CE	CL: Clock
	CE: Chip enable
OSCI	External CR connecting terminal
OSCO	External CR connecting terminal
RES	System reset terminal
AM1-AM35	Anode output terminal
AA1-AA3	Anode output terminal
AA4/G16	Anode/Grid output terminal
AA5/G15	
AA6/G14	
AA7/G13	
AA8/G12	
G1-G11	Grid output terminal
TEST	LSI test terminal

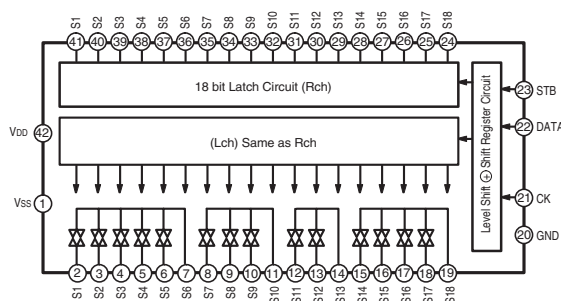
**BU2090F (CO: IC103)**



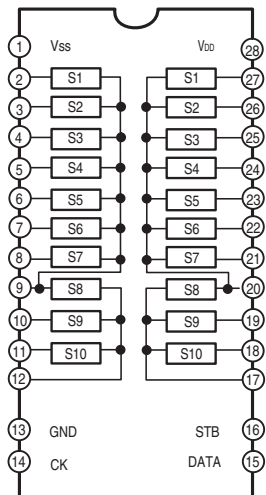
**TC9274N-011 (AU: IC107)**



**TC9274N-017 (EX: IC312)**



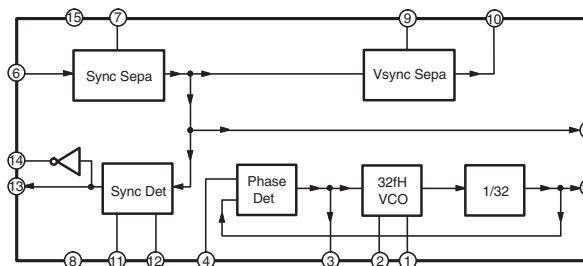
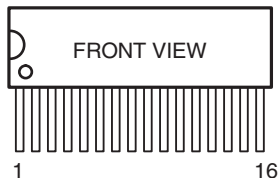
**TC9273N-004 (AU: IC108)**



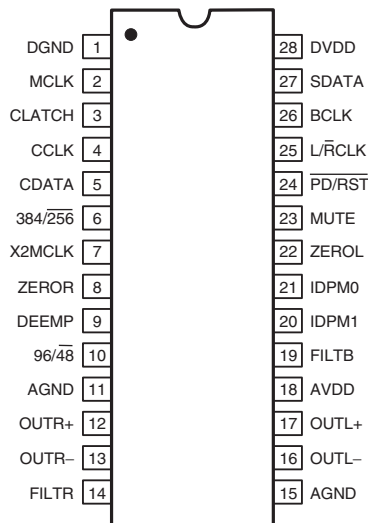
**TC9273N Terminal Function**

Pin No	Symbol	Name	Function
1	V <sub>SS</sub>	+Power Terminal	Dual Power Use: VDD = 8.0~17 V    Single Power Use: VDD = 8.0~18V GND=0V
13	GND	Digital Ground	
28	V <sub>DD</sub>	+Power Terminal	V <sub>SS</sub> =-8.0~-17V
2~12 12~27	S1~S10	I/O Terminal	Input terminal of analog switch.
14	CK	Clock Input	Clock input for data transfer.
15	DATA	Data Input	Serial input for switch setting.
16	STB	Strobe Input	Strobe Input Strobe input for data writing.

**NJM2229S (AU: IC452)**



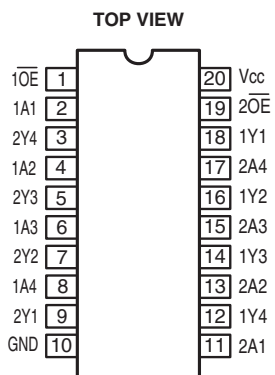
**AD1854 (AU: IC601)**



**Terminal Function**

No.	Name	I/O	Function
1	DGND	I	Digital Ground.
2	MCLK	I	Master Clock Input
3	CLATCH	I	Latch input for control data
4	CCLK	I	Control clock input for control data
5	CDATA	I	Serial control input
6	384/256	I	Selects the master clock mode
7	X2MCLK	I	Selects internal clock doubler (LO) or internal clock=MCLK (HI)
8	ZEROR	O	Right Channel Zero Flag Output
9	DEEMP	I	De-Emphasis
10	96/48	I	Selects 48kHz (LO) or 96kHz Sample Frequency Control
11, 15	AGND	I	Analog Ground
12	OUTR+	O	Right Channel Positive line level analog output
13	OUTR-	O	Right Channel Negative line level analog output
14	FILTR	O	Voltage Reference Filter Capacitor Connection
16	OUTL-	O	Left Channel Negative line level analog output
17	OUTL+	O	Left Channel Positive line level analog output
18	AVDD	I	Analog Power supply
19	FILTB	O	Filter Capacitor connection
20	IDPM1	I	Input serial data port mode control one
21	IDPM0	I	Input serial data port mode control zero
22	ZEROL	O	Left Channel Zero Flag output
23	MUTE	I	Mute. Assert HI to mute both stereo analog output
24	PD/RST	I	Power-Down/Reset
25	L/R CLK	I	Left/Right clock input for input data
26	BCLK	I	Bit clock input for input data
27	SDATA	I	Serial input
28	DVDD	I	Digital Power Supply

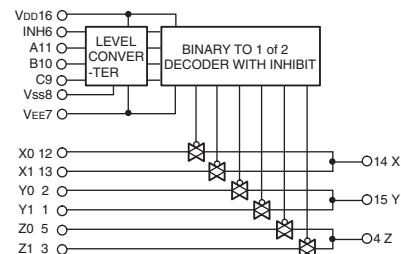
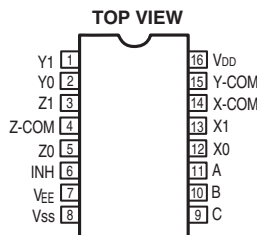
**SN74LV244APW (AU: IC818, 825)**



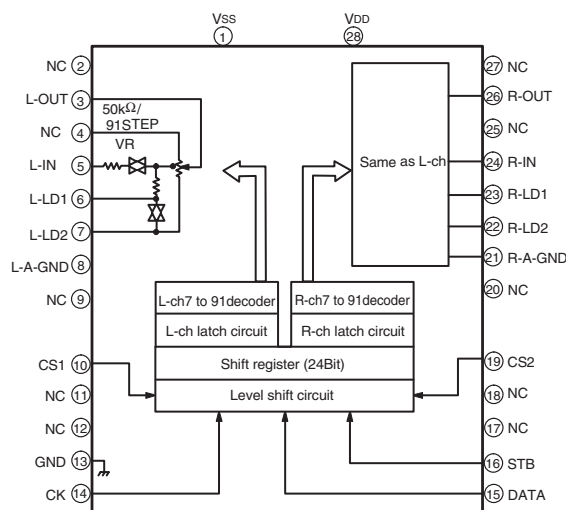
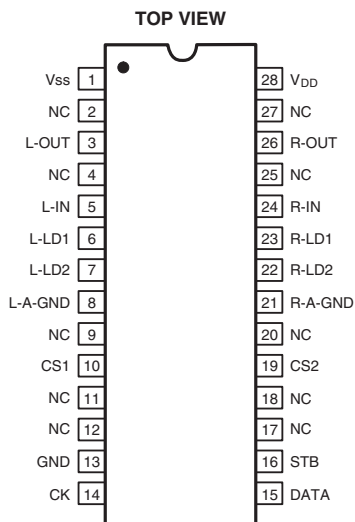
**FUNCTION TABLE (each buffer)**

INPUT		OUTPUT
OE	A	Y
L	H	H
L	L	L
H	X	Z

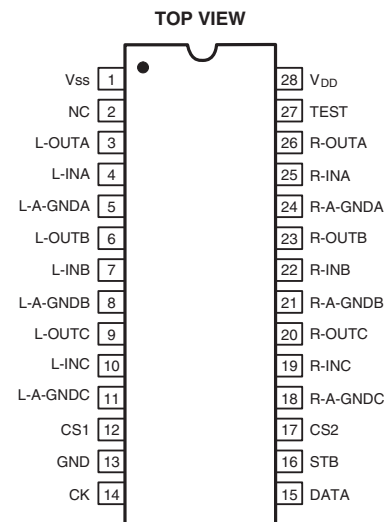
**BU4053BCF (AU:IC256)  
MM74HC4053SJ (AU: IC451)**



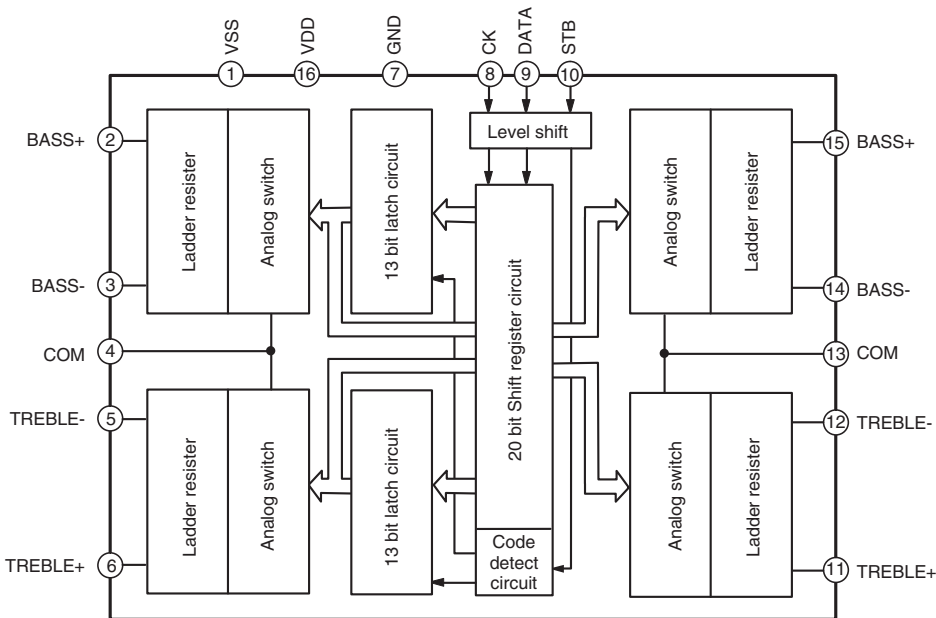
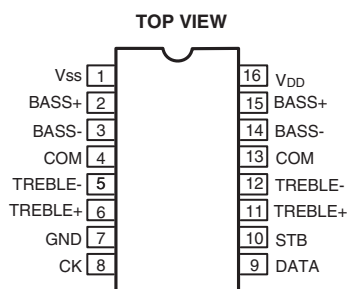
**TC9459N (EX: IC805)**



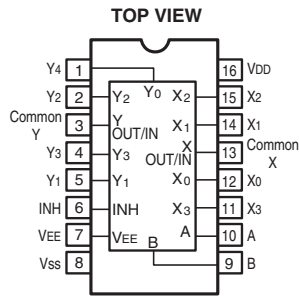
**TC9482N (EX: IC809)**



**TC9184AP (EX: IC102)**



**BU4052BCF (AU:IC255,509,510)**




**FUNCTION TABLE**

INH	A	B	ON SWITCH
L	L	L	X <sub>0</sub> Y <sub>0</sub>
L	H	L	X <sub>1</sub> Y <sub>1</sub>
L	L	H	X <sub>2</sub> Y <sub>2</sub>
L	H	H	X <sub>3</sub> Y <sub>3</sub>
H	X	X	NONE

X: Don't Care

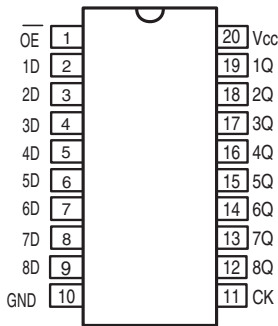
**AT49LV002T (AU:IC817)**



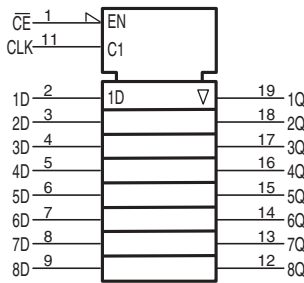
**FUNCTION TABLE**

Pin Name	Function
A0 - A17	Addresses
$\overline{CE}$	Chip Enable
$\overline{OE}$	Output Enable
$\overline{WE}$	Write Enable
RESET	RESET
I/O 0 - I/O 7	Data Inputs/Outputs
DC	Don't Connect

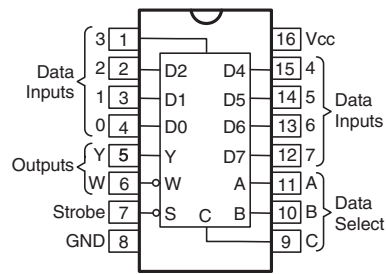
**SN74AHC574PW (AU: IC815, 816)**



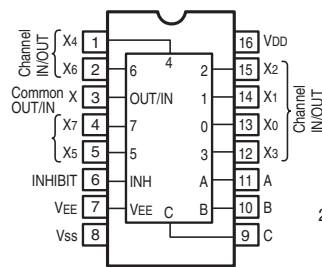
**logic symbol**



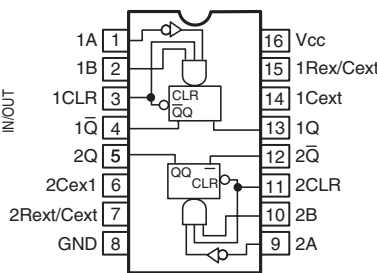
**SN74HC151NS (EX:IC505,506)**



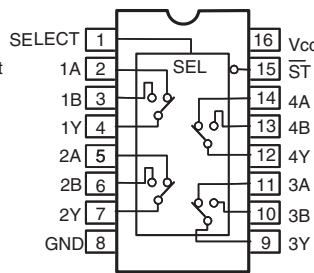
**BU4051BCF (AU:IC251,252,504~507)**



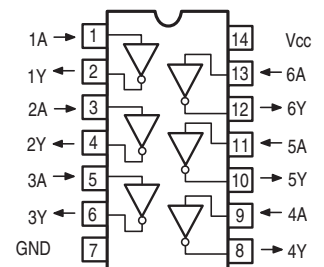
**TC74VHC123AF (AU: IC801)**



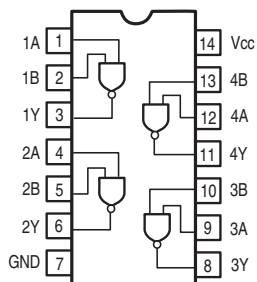
**74LVX157 (AU: IC804)**



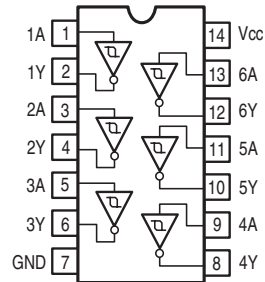
**TC74HCU04AF (EX:IC504)**



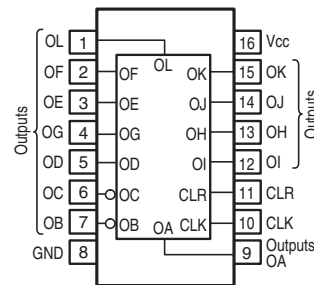
**SN74LV00APW (AU: IC807)**



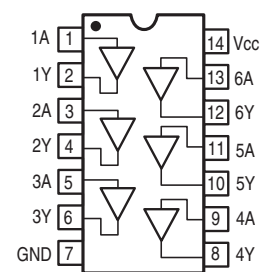
**SN74LV14APW (AU: IC809)**



**SN74LV4040APW (AU: IC813)**



**TC74HCT7007AF (AU:IC823)**





BA033T (AU: IC819)

KIA7805API (RE: IC901, 902, 907)

KIA7806API (PO: IC501)

KIA7812API (RE: IC905)

KIA7905PI (RE: IC909)

KIA7912PI (RE: IC906)

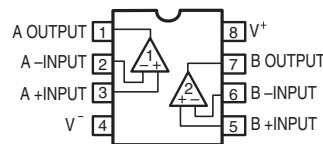
BA15218F (AU: IC112)

BA4510F (AU: IC811, 812)

NJM2068MD (EX: IC103, 301, 302, 308~310, 701, 801~804)

(AU: IC109, 701, 721, 741, 761)

TK15420MTL (AU: IC253, 254, 257, 501~503, 508, 511)

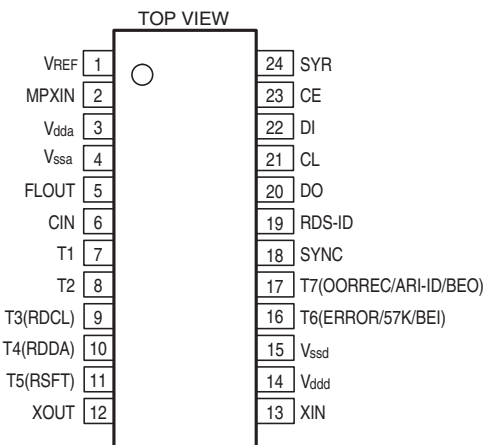


LC72720NM (CO: IC105)

Europe Model Only

NJM2391DL1 (AU: IC824)

TOP VIEW

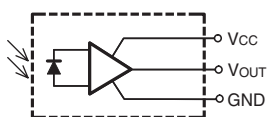
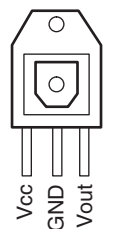


● OPTICAL

INPUT

GP1FA551RZ (EX:IC501~503)

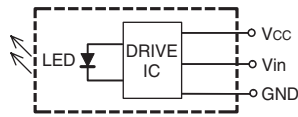
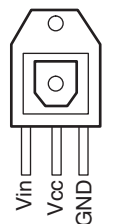
FRONT VIEW



OUTPUT

GP1FA551TZ (EX:IC707)

FRONT VIEW



● IC PROTECTOR

ICP-N15 (PO: IC502)

FRONT VIEW

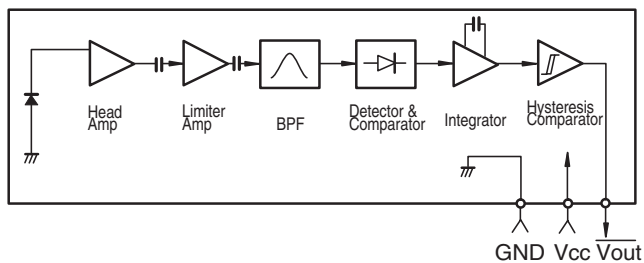
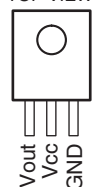


● OTHERS

GP1U27X (Remote Control Sensor)

(CO: IC102)

TOP VIEW

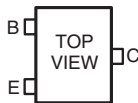


● TRANSISTORS

2SA970 (BL)  
 2SA988 (E/F)  
 2SA933S (S)  
 2SA1145 (O/Y)  
 2SC1740S (S)  
 2SC2705 (O/Y)  
 2SC3311A  
 2SD2144STPU  
 KTA1266 (GR)  
 KTC2874B  
 2SC/KTC3200(BL)



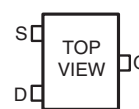
2SA1505Y  
 2SC2412K (S)  
 2SD601A  
 KTC2875B



2SB/KTB778 (R/O)

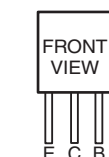


2SK771

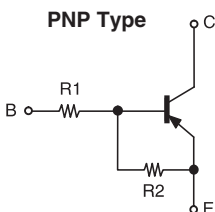


DTA114EK  
 DTA114TK  
 DTA144EK  
 DTC114EK  
 DTC143EK  
 DTC144EK  
 DTC323TK

DTC114ES



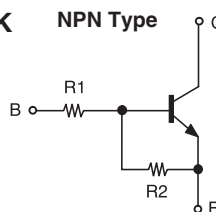
DTA114TK  
 DTA114EK  
 DTA144EK



	R1	R2
DTA114EK	10kohm	10kohm
DTA114TK	10kohm	-
DTA144EK	47kohm	47kohm

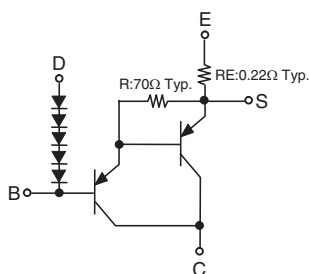
DTC114EK  
 DTC114ES  
 DTC143EK  
 DTC144EK  
 DTC323TK

NPN Type

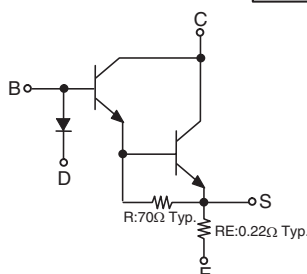


	R1	R2
DTC114EK	10kohm	10kohm
DTC114ES	10kohm	10kohm
DTC143EK	4.7kohm	4.7kohm
DTC144EK	47kohm	47kohm
DTC323TK	2.2kohm	-

MP15P

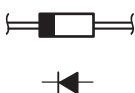


MN15N

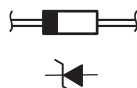


● DIODES (included LED)

1SR35-400A  
 1SS270A  
 RB721Q-40



HZS3C-2  
 HZS5C-1  
 HZS6A-1  
 HZS6A-2  
 HZS7B-2  
 HZS9B-1  
 HZS33-2  
 MTZJ18A



DAN202K




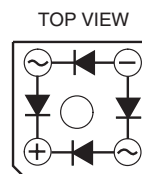
1: Anode  
 2: Anode  
 3: Cathode

DAP202K

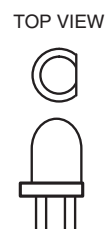


1: Cathode  
 2: Cathode  
 3: Anode

S4VB20  
 S4VB20F

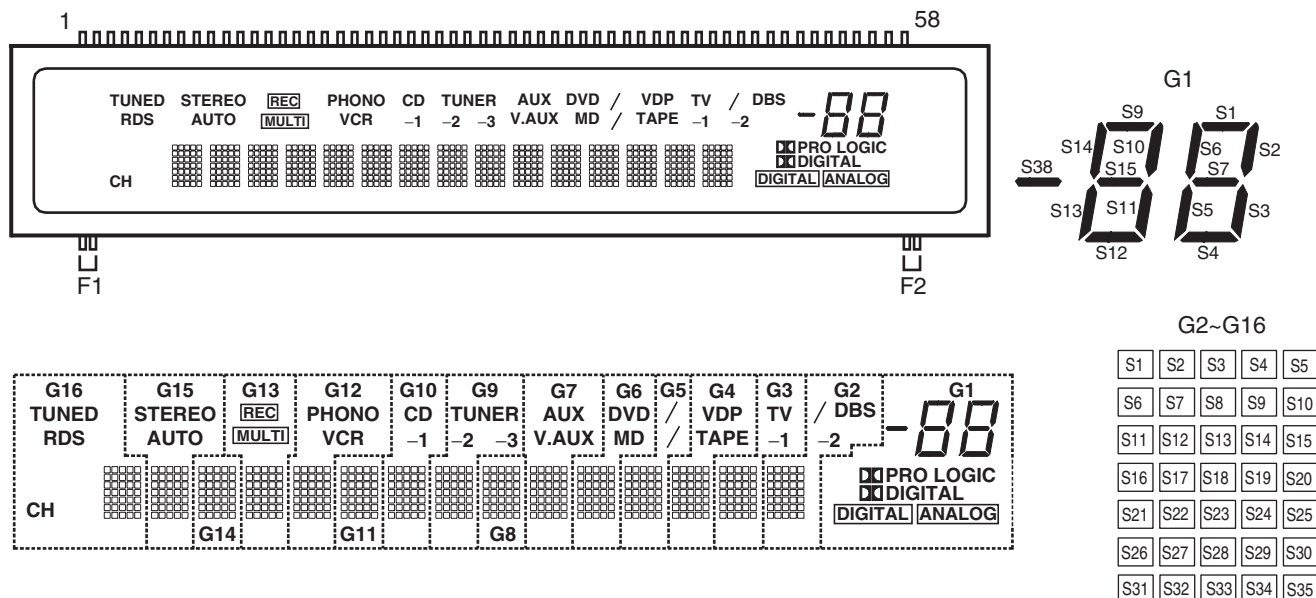


SEL1210S (Red)  
 SEL1410E (Green)



● FL DISPLAY

CM1690C (CO: FL101)



Pin Assignment

PIN NO.	1	2	3	4	5	6	7	8	9	10	11	12	13	14	15	16	17	18	19	20
CONNECTION	F1	F1	S1	S2	S3	S4	S5	S6	S7	S8	S9	S10	S11	S12	S13	S14	S15	S16	S17	S18
PIN NO.	21	22	23	24	25	26	27	28	29	30	31	32	33	34	35	36	37	38	39	40
CONNECTION	S19	S20	S21	S22	S23	S24	S25	S26	S27	S28	S29	S30	S31	S32	S33	S34	S35	S36	S37	S38
PIN NO.	41	42	43	44	45	46	47	48	49	50	51	52	53	54	55	56	57	58		
CONNECTION	G16	G15	G14	G13	G12	G11	G10	G9	G8	G7	G6	G5	G4	G3	G2	G1	F2	F2		

F1,F2 : Filament  
 G1~G16 : Grid  
 S1~S38 : Anode

Anode & Grid Assignment

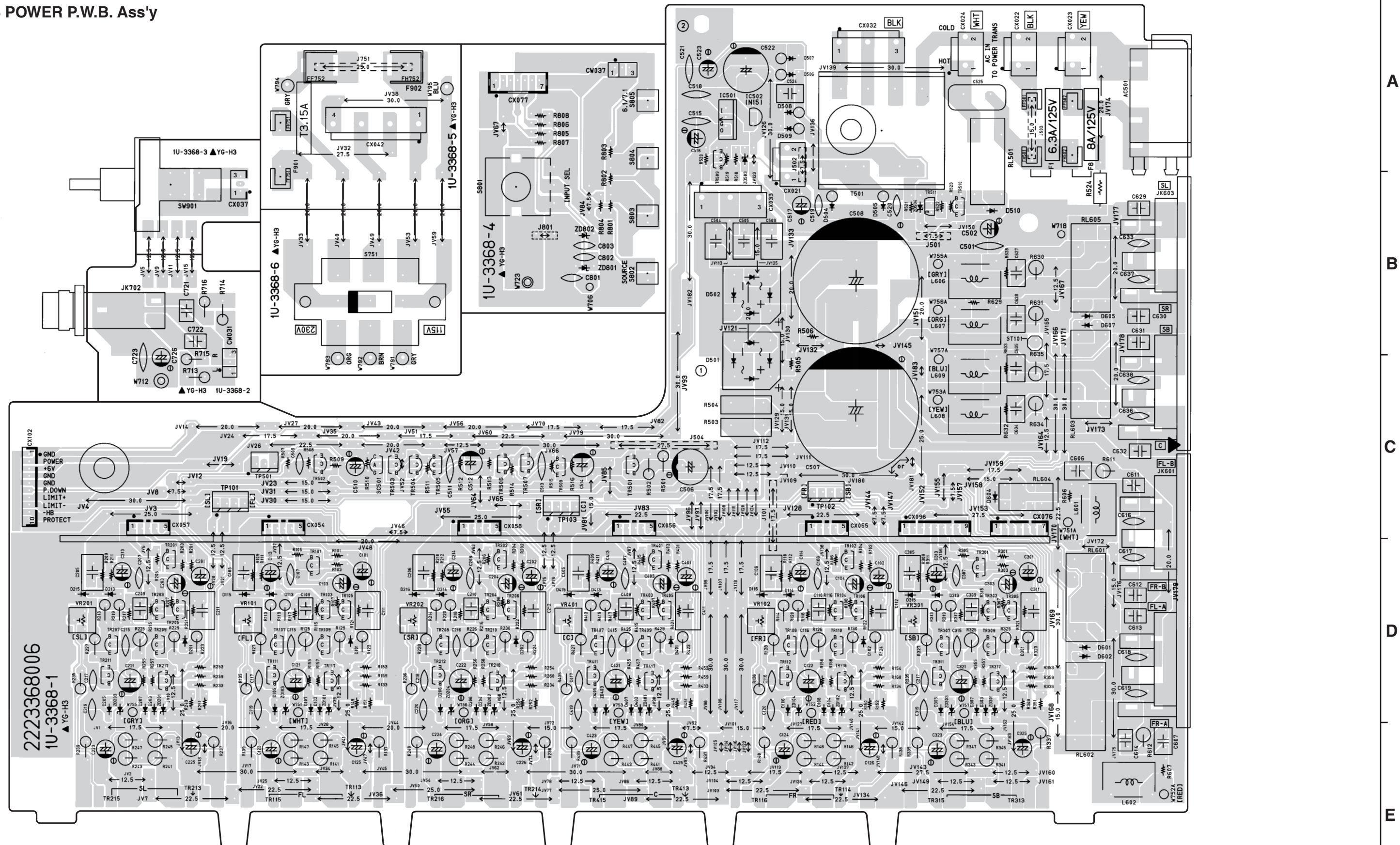
	G1	G2~G16		G1	G2~G16		G1	G2~G16		G1	G2~G16
S1	S1	S1	S10	S10	S10	S19	---	S19	S28	---	S28
S2	S2	S2	S11	S11	S11	S20	---	S20	S29	---	S29
S3	S3	S3	S12	S12	S12	S21	---	S21	S30	---	S30
S4	S4	S4	S13	S13	S13	S22	---	S22	S31	---	S31
S5	S5	S5	S14	S14	S14	S23	---	S23	S32	---	S32
S6	S6	S6	S15	S15	S15	S24	---	S24	S33	---	S33
S7	S7	S7	S16	---	S16	S25	---	S25	S34	---	S34
S8		S8	S17	DIGITAL	S17	S26	---	S26	S35	---	S35
S9	S9	S9	S18	PRO LOGIC	S18	S27	---	S27			

	G1	G2	G3	G4	G5	G6	G7	G8	G9	G10	G11	G12	G13	G14	G15	G16
S36	DIGITAL	/	TV	VDP	/(DVD)	DVD	AUX	---	TUNER	CD	---	PHONO	REC	---	STEREO	TUNED
S37	ANALOG	-2	-1	TAPE	/(MD)	MD	V.AUX	---	-2	-1	---	VCR	MULTI	---	AUTO	RDS
S38	S38	DBS	---	---	---	---	---	---	-3	---	---	---	---	---	---	CH

PRINTED WIRING BOARDS

1 2 3 4 5 6 7 8

1U-3368 POWER P.W.B. Ass'y




A  
B  
C  
D  
E

COMPONENT SIDE

1 2 3 4 5 6 7 8

1U-3369 EXT IN P.W.B. Ass'y



A  
B  
C  
D  
E

COMPONENT SIDE

1

2

3

4

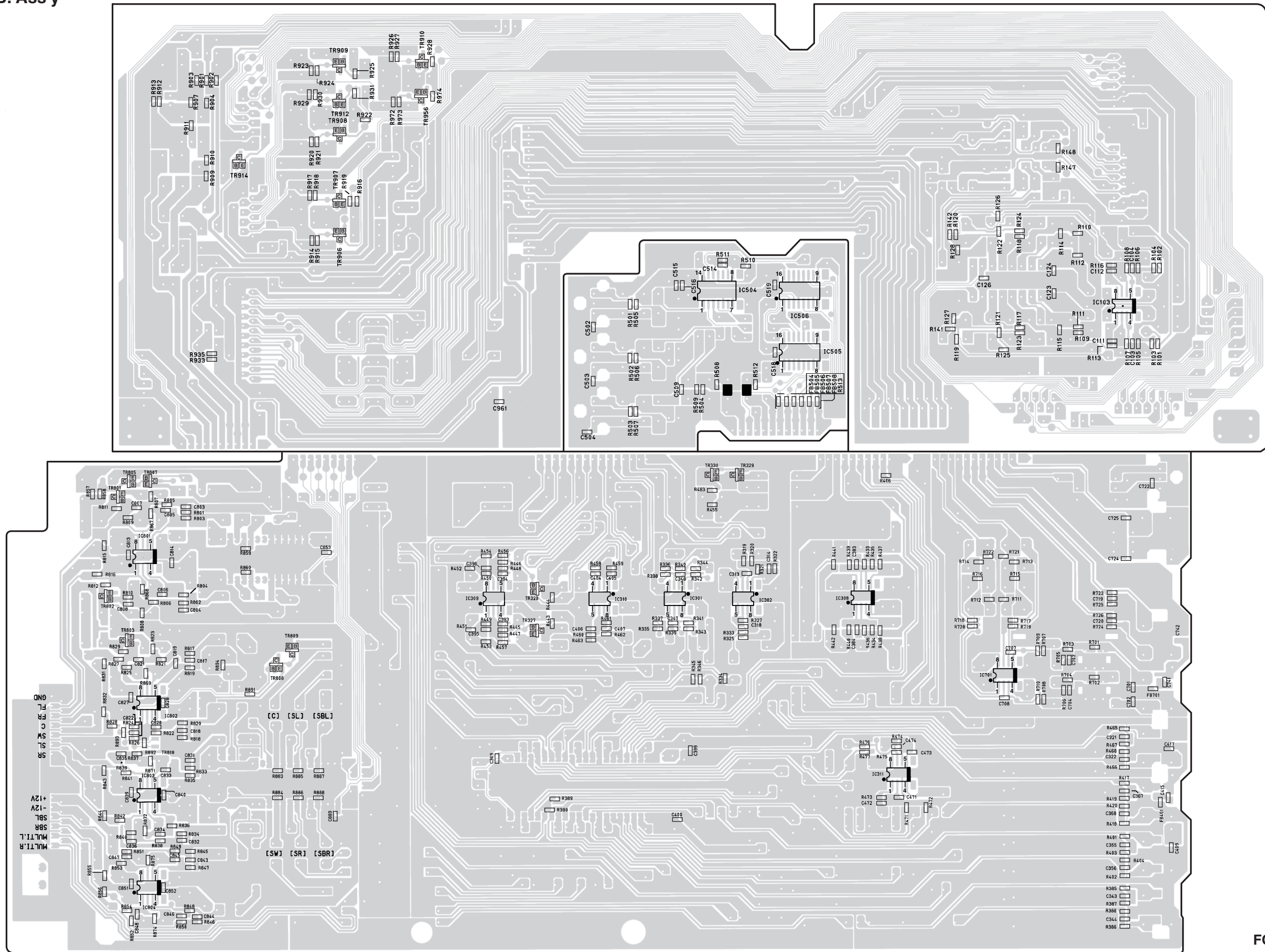
5

6

7

8

1U-3369 EXT IN P.W.B. Ass'y



A

B

C

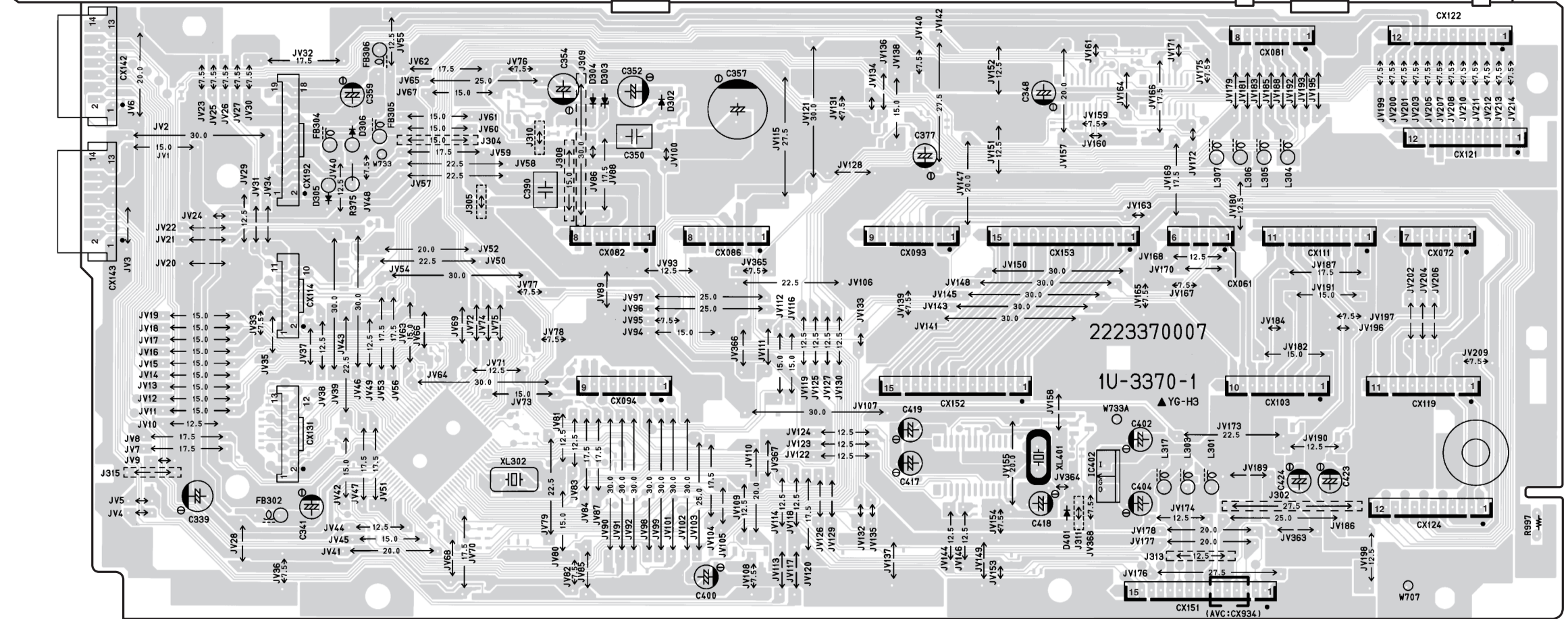
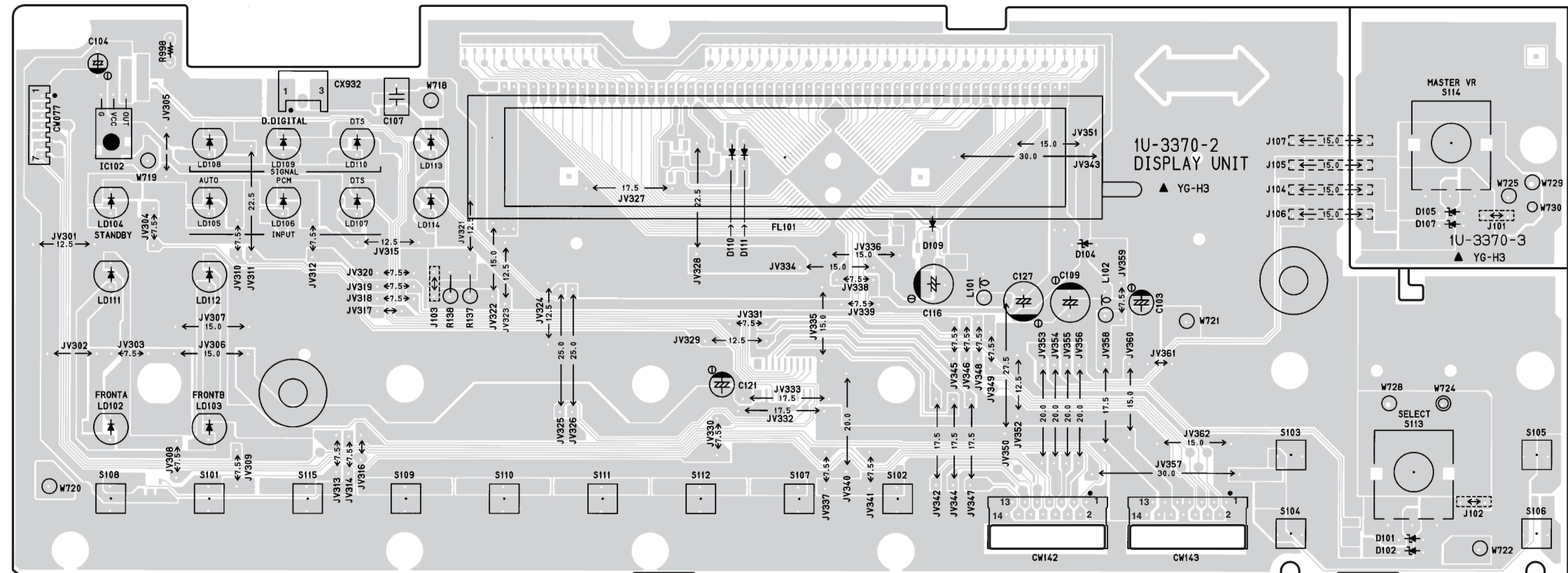
D

E

FOIL SIDE

1 2 3 4 5 6 7 8

1U-3370 CONTROL P.W.B. Ass'y



COMPONENT SIDE

1

2

3

4

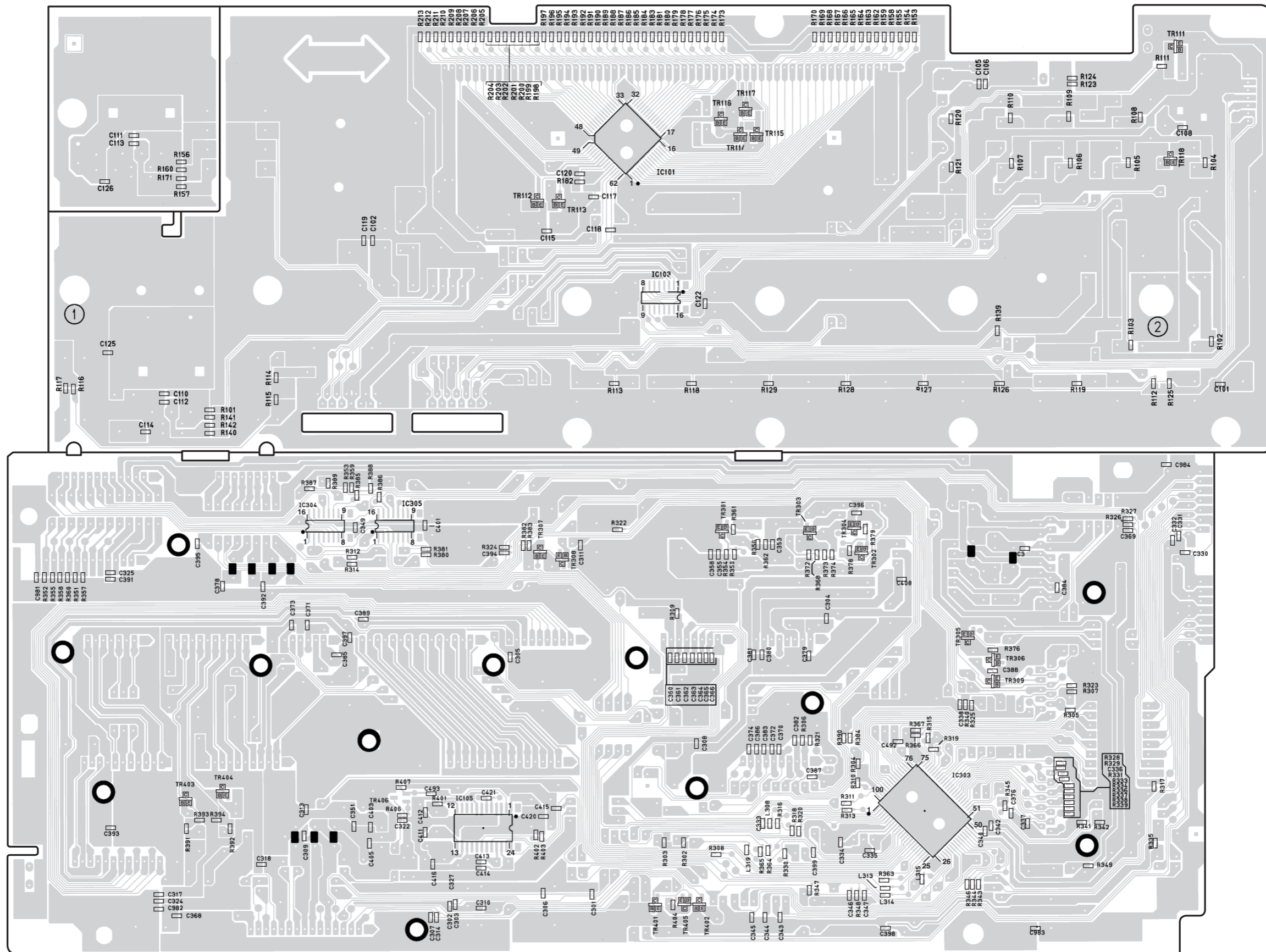
5

6

7

8

1U-3370 CONTROL P.W.B. Ass'y



A

B

C

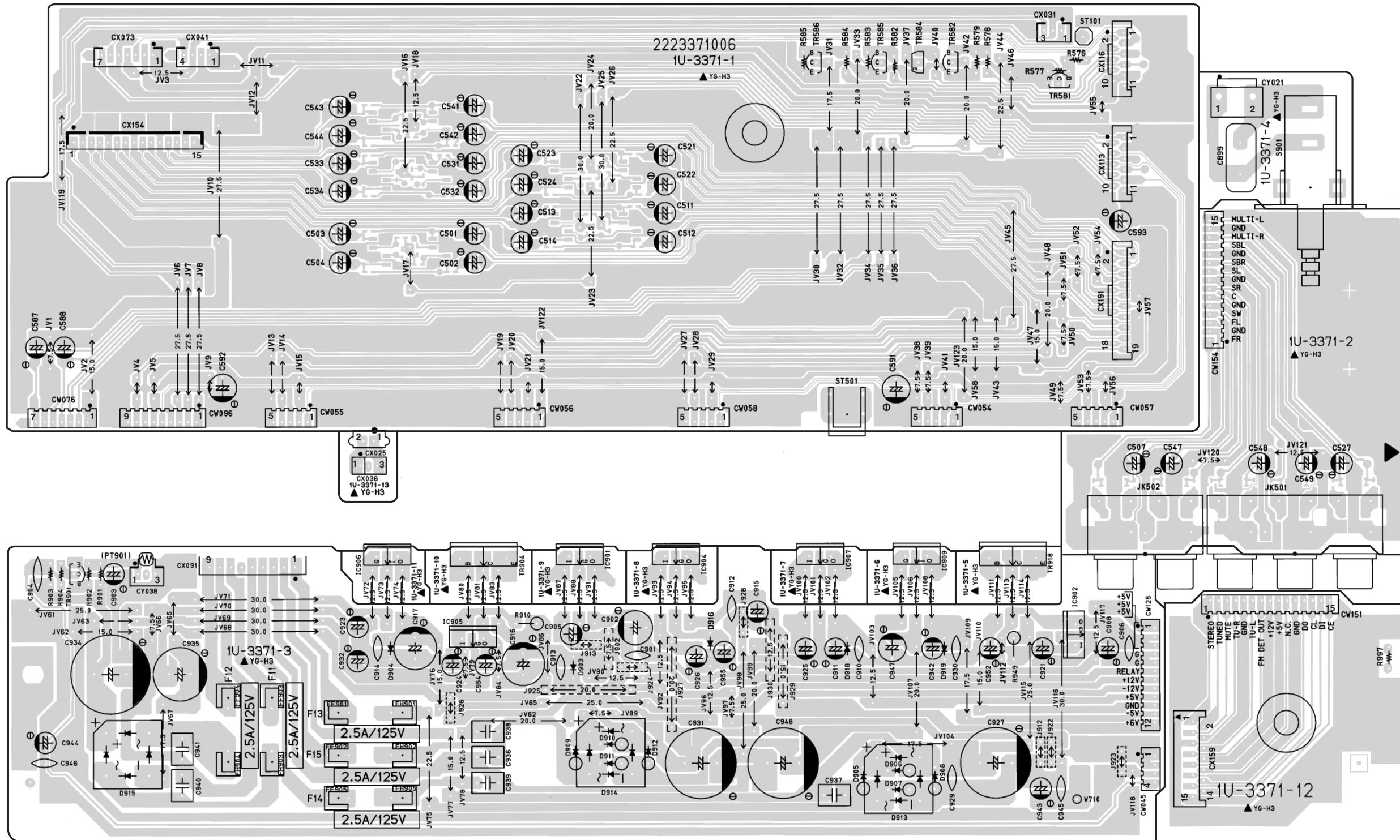
D

E

FOIL SIDE

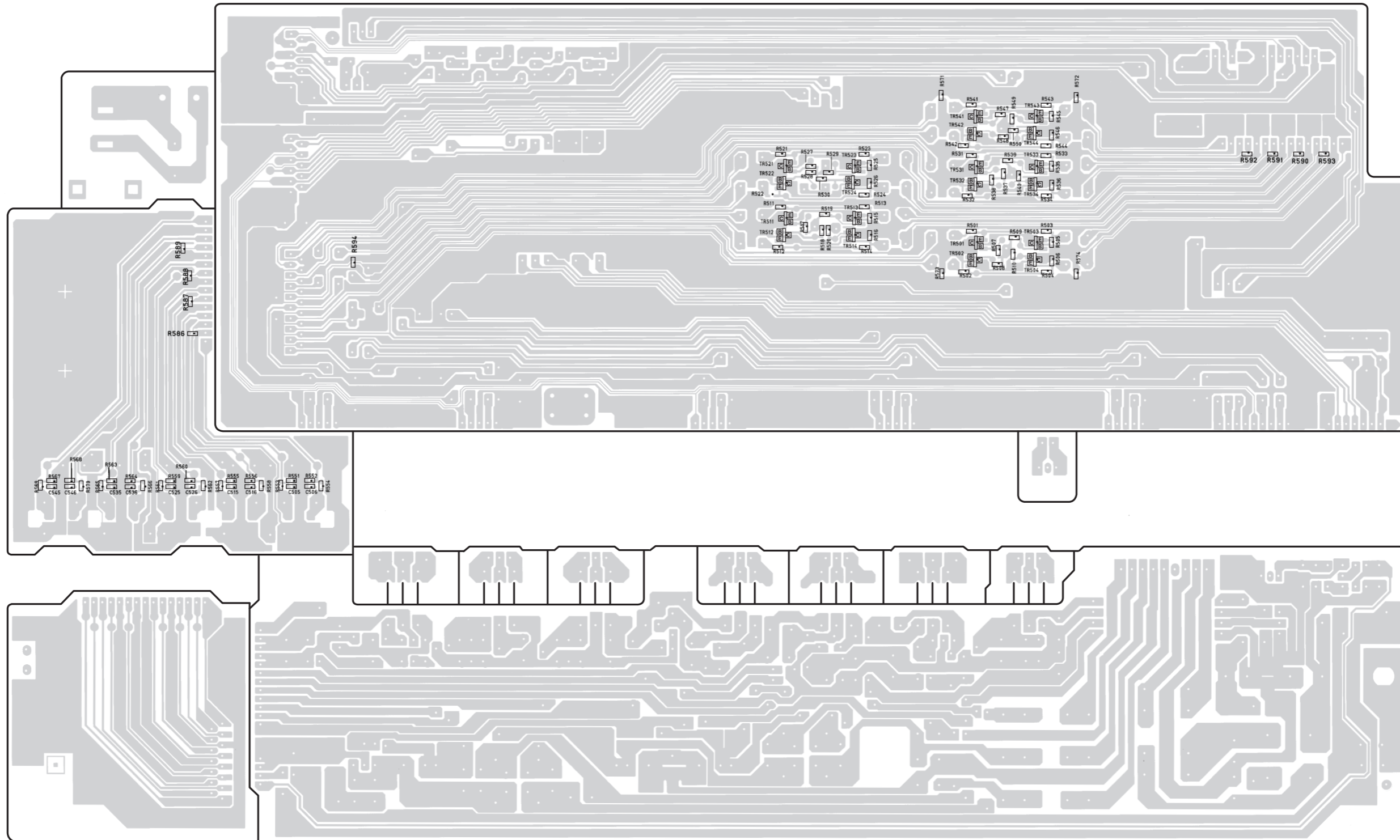


1U-3371 AMP CONNECT P.W.B. Ass'y



1 2 3 4 5 6 7 8

1U-3371 AMP CONNECT P.W.B. Ass'y



A  
B  
C  
D  
E

1

2

3

4

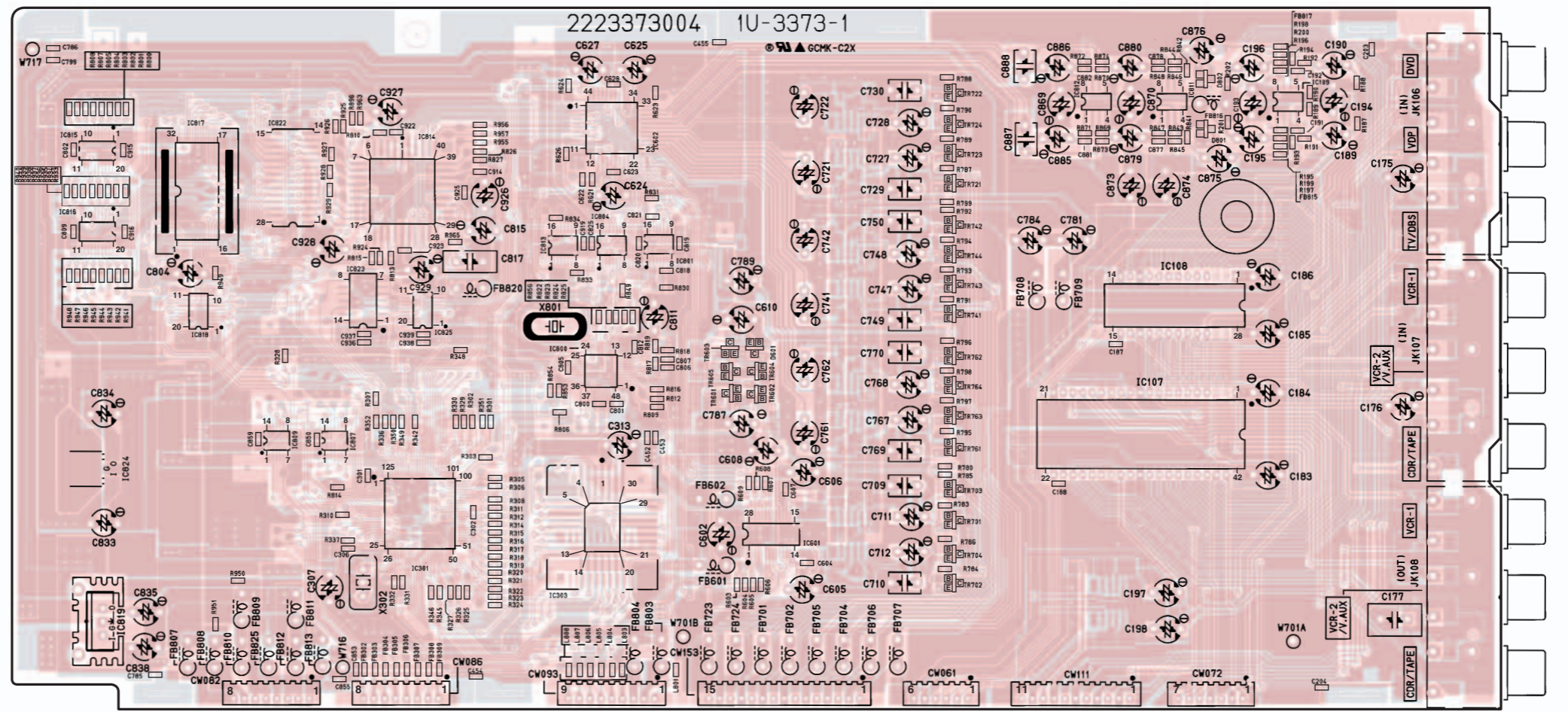
5

6

7

8

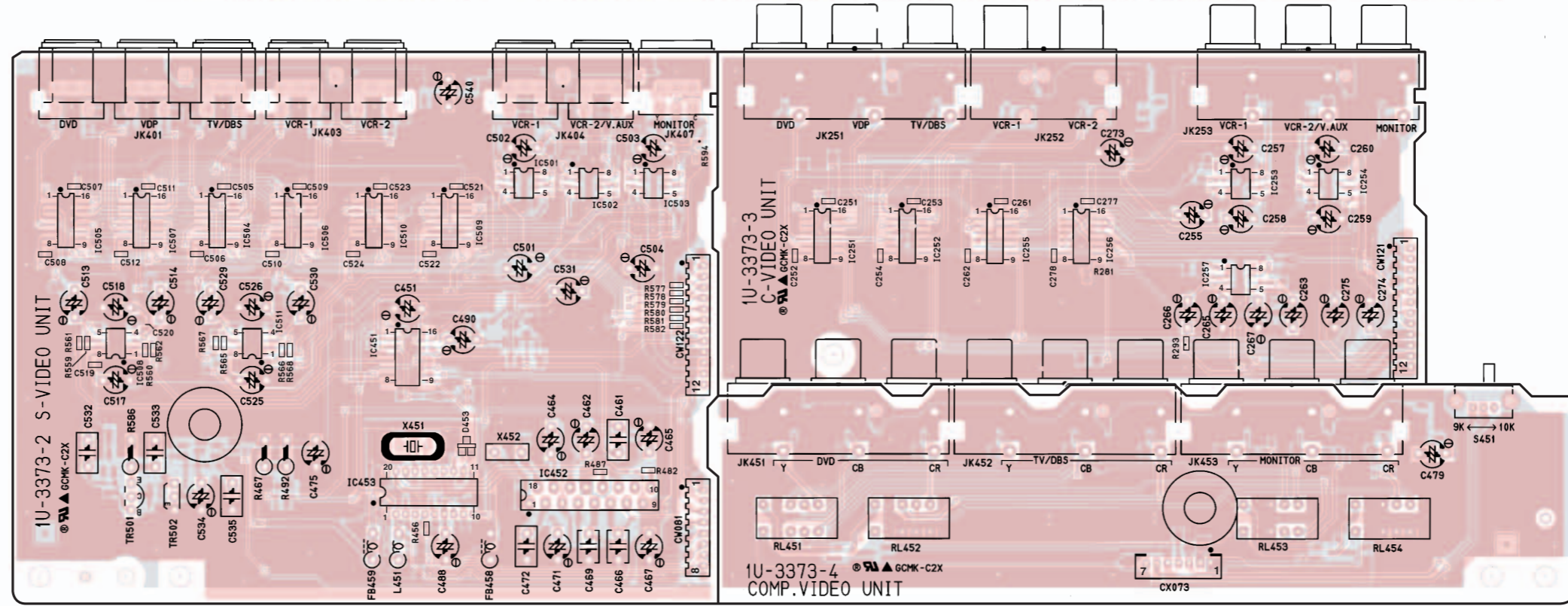
1U-3373 AUDIO DSP P.W.B. Ass'y



A

B

C



D

E

1

2

3

4

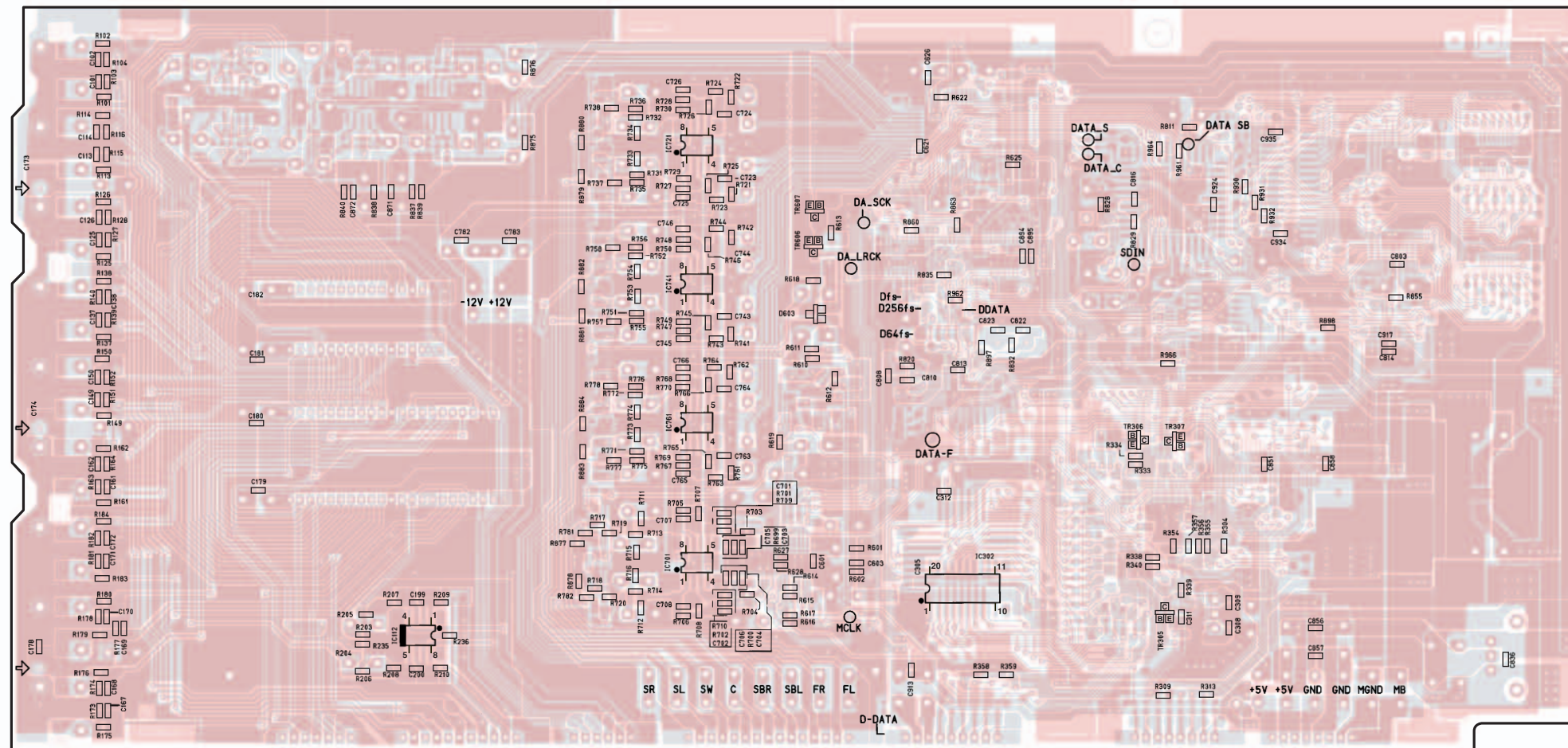
5

6

7

8

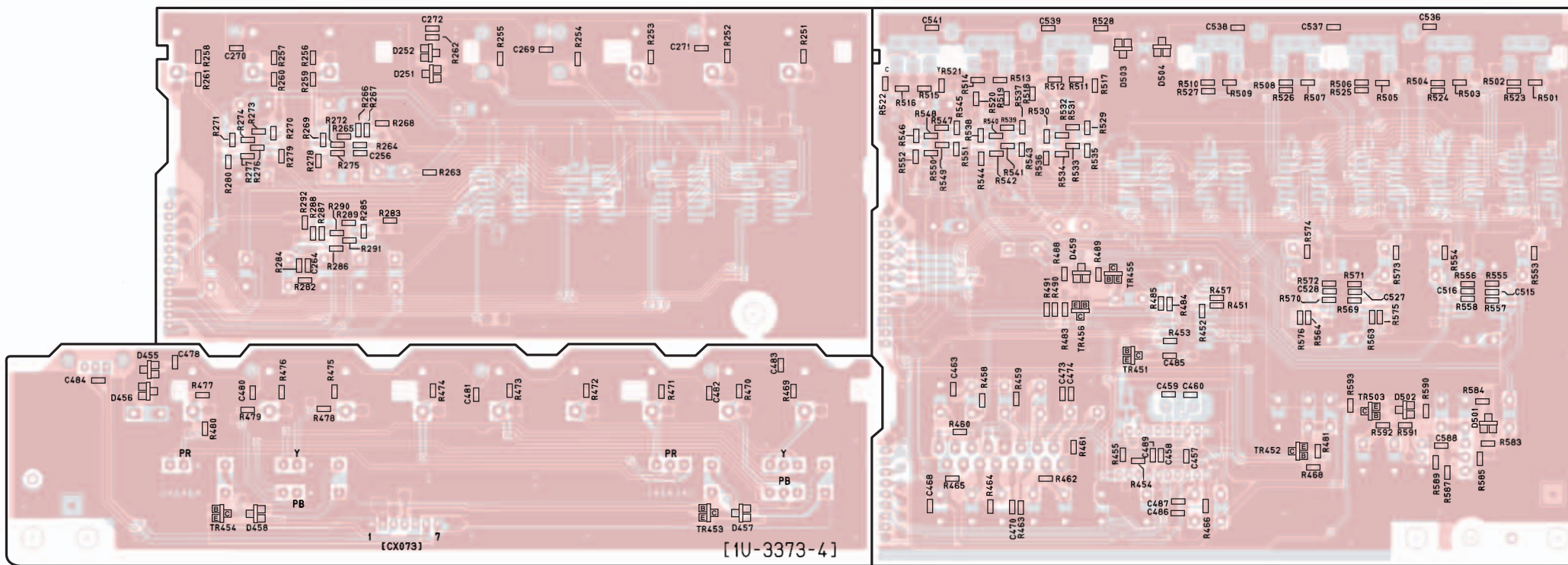
1U-3373 AUDIO DSP P.W.B. Ass'y



A

B

C



D

E

FOIL SIDE

# NOTE FOR PARTS LIST

- Part indicated with the mark "⊙" are not always in stock and possibly to take a long period of time for supplying, or in some case supplying of part may be refused.
- When ordering of part, clearly indicate "1" and "I" (i) to avoid mis-supplying.
- Ordering part without stating its part number can not be supplied.
- Part indicated with the mark "★" is not illustrated in the exploded view.
- Not including Carbon Film ±5%, 1/4W Type in the P.W.Board parts list. (Refer to the Schematic Diagram for those parts.)

**WARNING:**

Parts marked with this symbol  have critical characteristics.  
Use ONLY replacement parts recommended by the manufacturer.

● **Resistors**

Ex.: **RN** **14K** **2E** **182** **G** **FR**  
 Type Shape Power Resist- Allowable Others  
 and performance ance error

RD : Carbon	2B : 1/8W	F : ±1%	P : Pulse-resistant type
RC : Composition	2E : 1/4W	G : ±2%	NL : Low noise type
RS : Metal oxide film	2H : 1/2W	J : ±5%	NB : Non-burning type
RW : Winding	3A : 1W	K : ±10%	FR : Fuse-resistor
RN : Metal film	3D : 2W	M : ±20%	F : Lead wire forming
RK : Metal mixture	3F : 3W		
	3H : 5W		

\* **Resistance**

1 8 2 ⇒ 1800 ohm = 1.8 kohm  
 ↑ ↑  
 Indicates number of zeros after effective number.  
 2-digit effective number.

• Units: ohm

1 R 2 ⇒ 1.2 ohm  
 ↑ ↑  
 1-digit effective number.  
 2-digit effective number, decimal point indicated by R.

• Units: ohm

● **Capacitors**

Ex.: **CE** **04W** **1H** **2R2** **M** **BP**  
 Type Shape Dielectric Capacity Allowable Others  
 and performance strength error

CE : Aluminum foil electrolytic	0J : 6.3V	F : ±1%	HS : High stability type
CA : Aluminum solid electrolytic	1A : 10V	G : ±2%	BP : Non-polar type
CS : Tantalum electrolytic	1C : 16V	J : ±5%	HR : Ripple-resistant type
CQ : Film	1E : 25V	K : ±10%	DL : For charge and discharge
CK : Ceramic	1V : 35V	M : ±20%	HF : For assuring high frequency
CC : Ceramic	1H : 50V	Z : +80%	U : UL part
CP : Oil	2A : 100V	-20%	C : CSA part
CM : Mica	2B : 125V	P : +100%	W : UL-CSA type
CF : Metallized	2C : 160V	-0%	F : Lead wire forming
CH : Metallized	2D : 200V	C : ±0.25pF	
	2E : 250V	D : ±0.5pF	
	2H : 500V	= : Others	
	2J : 630V		

\* **Capacity (electrolyte only)**

2 2 2 ⇒ 2200µF  
 ↑ ↑  
 Indicates number of zeros after effective number.  
 2-digit effective number.

• Units: µF.

2 R 2 ⇒ 2.2µF  
 ↑ ↑  
 1-digit effective number.  
 2-digit effective number, decimal point indicated by R.

• Units: µF.

\* **Capacity (except electrolyte)**

2 2 2 ⇒ 2200pF=0.0022µF  
 ↑ ↑ (More than 2)  
 Indicates number of zeros after effective number.  
 2-digit effective number.

• Units: pF.

2 2 1 ⇒ 220pF  
 ↑ ↑ (0 or 1)  
 Indicates number of zeros after effective number.  
 2-digit effective number.

• Units: pF.

• When the dielectric strength is indicated in AC, "AC" is included after the dielectric strength value.

# PARTS LIST OF P.W.B. UNIT ASS'Y

## 1U-3368 POWER UNIT ASS'Y

Note : The symbols in the column "Remarks" indicate the following destinations.

EU: U.S.A. model  
 982: AVR-982 (U.S.A.) model  
 EC: Canada model  
 E2: Europe model  
 E1: Asia model  
 E1H: Hong Kong model  
 E1C: China model  
 EUT: Taiwan R.O.C. model

Ref. No.	Part No.	Part Name	Remarks	Ref. No.	Part No.	Part Name	Remarks
<b>SEMICONDUCTORS GROUP</b>				<b>RESISTORS GROUP</b>			
IC501	263 1100 018	IC KIA7806API		D305	276 0432 903	Diode 1SS270A	
△ IC502	268 0073 905	IC ICP-N15		D307	276 0432 903	Diode 1SS270A	
TR101,102	273 0459 903	Transistor KTC2874B		D313	276 0432 903	Diode 1SS270A	
TR103-106	271 0094 919	Transistor 2SA970(BL)		D315	276 0432 903	Diode 1SS270A	
TR107,108	273 0281 906	Transistor 2SC2705(O)/(Y)		D401	276 0432 903	Diode 1SS270A	
TR109,110	271 0168 900	Transistor 2SA1145 (O)/(Y)		D403	276 0432 903	Diode 1SS270A	
TR111,112	273 0281 906	Transistor 2SC2705(O)/(Y)		D405	276 0432 903	Diode 1SS270A	
TR117,118	273 0458 904	Transistor 2SC/KTC3200BL		D407	276 0432 903	Diode 1SS270A	
TR201,202	273 0459 903	Transistor KTC2874B		D413	276 0432 903	Diode 1SS270A	
TR203-206	271 0094 919	Transistor 2SA970(BL)		D415	276 0432 903	Diode 1SS270A	
TR207,208	273 0281 906	Transistor 2SC2705(O)/(Y)		D501,502	276 0338 007	Diode S4VB20F	
TR209,210	271 0168 900	Transistor 2SA1145 (O)/(Y)		D504-509	276 0704 903	Diode 1SR35-400A(T93X)	
TR211,212	273 0281 906	Transistor 2SC2705(O)/(Y)		D510	276 0432 903	Diode 1SS270A	
TR217,218	273 0458 904	Transistor 2SC/KTC3200BL		D601,602	276 0432 903	Diode 1SS270A	
TR301	273 0459 903	Transistor KTC2874B		D604,605	276 0432 903	Diode 1SS270A	
TR303	271 0094 919	Transistor 2SA970(BL)		D607	276 0432 903	Diode 1SS270A	
TR305	271 0094 919	Transistor 2SA970(BL)		ZD101,102	276 0460 904	Zener diode HZS5C-1TD	
TR307	273 0281 906	Transistor 2SC2705(O)/(Y)		ZD103,104	276 0461 903	Zener diode HZS6A-1TD	
TR309	271 0168 900	Transistor 2SA1145 (O)/(Y)		ZD201,202	276 0460 904	Zener diode HZS5C-1TD	
TR311	273 0281 906	Transistor 2SC2705(O)/(Y)		ZD203,204	276 0461 903	Zener diode HZS6A-1TD	
TR317	273 0458 904	Transistor 2SC/KTC3200BL		ZD301	276 0460 904	Zener diode HZS5C-1TD	
TR401	273 0459 903	Transistor KTC2874B		ZD303	276 0461 903	Zener diode HZS6A-1TD	
TR403	271 0094 919	Transistor 2SA970(BL)		ZD401	276 0460 904	Zener diode HZS5C-1TD	
TR405	271 0094 919	Transistor 2SA970(BL)		ZD403	276 0461 903	Zener diode HZS6A-1TD	
TR407	273 0281 906	Transistor 2SC2705(O)/(Y)		ZD503	276 0465 912	Zener diode HZS7B-2TD	
TR409	271 0168 900	Transistor 2SA1145 (O)/(Y)		ZD504	276 0645 907	Zener diode MTZJ18A	
TR411	273 0281 906	Transistor 2SC2705(O)/(Y)		SC501	279 0016 904	Thyristor SF0R1A42	
TR417	273 0458 904	Transistor 2SC/KTC3200BL					
TR501	271 0094 919	Transistor 2SA970(BL)					
TR502	271 0131 924	Transistor 2SA988(E/F)					
TR503	273 0429 904	Transistor 2SC3311A					
TR504	271 0192 905	Transistor 2SA933S(S)					
TR505,506	273 0429 904	Transistor 2SC3311A					
TR507	271 0192 905	Transistor 2SA933S(S)					
TR508,509	273 0429 904	Transistor 2SC3311A					
TR510	273 0303 910	Transistor 2SC1740S(S)					
TR511	269 0020 906	Transistor DTC114ES(10K-10K)					
D101-108	276 0432 903	Diode 1SS270A		R113,114	241 2379 987	Carbon film 1 kohm 1/4W(NB)	RD14B2E102JNBST
D113-116	276 0432 903	Diode 1SS270A		R119,120	241 2379 987	Carbon film 1 kohm 1/4W(NB)	RD14B2E102JNBST
D201-208	276 0432 903	Diode 1SS270A		R123,124	241 2378 920	Carbon film 220 ohm 1/4W(NB)	RD14B2E221JNBST
D213-216	276 0432 903	Diode 1SS270A		R125,126	244 2671 914	Metal oxide 15 kohm 2W(NB)	RS14B3D153JNBST(S)
D301	276 0432 903	Diode 1SS270A		R127,128	241 2378 946	Carbon film 270 ohm 1/4W(NB)	RD14B2E271JNBST
D303	276 0432 903	Diode 1SS270A		R129,130	241 2378 920	Carbon film 220 ohm 1/4W(NB)	RD14B2E221JNBST
				R137-140	241 2376 964	Carbon film 47 ohm 1/4W(NB)	RD14B2E470JNBST
				R141-148	244 2671 956	Metal oxide 0.47 ohm 2W(NB)	RS14B3DR47JNBST(S)
				R213,214	241 2379 987	Carbon film 1 kohm 1/4W(NB)	RD14B2E102JNBST
				R219,220	241 2379 987	Carbon film 1 kohm 1/4W(NB)	RD14B2E102JNBST
				R223,224	241 2378 920	Carbon film 220 ohm 1/4W(NB)	RD14B2E221JNBST
				R225,226	244 2671 914	Metal oxide 15 kohm 2W(NB)	RS14B3D153JNBST(S)
				R227,228	241 2378 946	Carbon film 270 ohm 1/4W(NB)	RD14B2E271JNBST

Ref. No.	Part No.	Part Name	Remarks	Ref. No.	Part No.	Part Name	Remarks
R229,230	241 2378 920	Carbon film 220 ohm 1/4W(NB)	RD14B2E221JNBST	VR401	211 6131 926	Semi fixed resistor 220 ohm	V06PB221T
R237-240	241 2376 964	Carbon film 47 ohm 1/4W(NB)	RD14B2E470JNBST	<b>CAPACITORS GROUP</b>			
R241-248	244 2671 956	Metal oxide 0.47 ohm 2W(NB)	RS14B3DR47JNBST(S)	C101,102	254 4538 939	Electrolytic 47 uF/16V	CE04W1C470MT SMG/RE3 For EU,982,EC,E1, E1H,E1C,EUT
R313	241 2379 987	Carbon film 1 kohm 1/4W(NB)	RD14B2E102JNBST		254 4538 942	Electrolytic 100 uF/16V	CE04W1C101MT SMG/RE3 For E2
R319	241 2379 987	Carbon film 1 kohm 1/4W(NB)	RD14B2E102JNBST	C103,104	254 4524 985	Electrolytic 10 uF/50V	CE04W1H100MT SMG/RE3
R323	241 2378 920	Carbon film 220 ohm 1/4W(NB)	RD14B2E221JNBST	C105-108	253 1179 945	Ceramic 220 pF/50V	CK45B1H221KT(DD-3)
R325	244 2671 914	Metal oxide 15 kohm 2W(NB)	RS14B3D153JNBST(S)	C109,110	255 1264 908	Mylar film 1000 pF/50V	CQ93M1H102JT(B)
R327	241 2378 946	Carbon film 270 ohm 1/4W(NB)	RD14B2E271JNBST	C111,112	253 4482 901	Ceramic 33 pF/500V	CC45SL2H330JT
R329	241 2378 920	Carbon film 220 ohm 1/4W(NB)	RD14B2E221JNBST	C113,114	254 4538 942	Electrolytic 100 uF/16V	CE04W1C101MT SMG/RE3
R337	241 2376 964	Carbon film 47 ohm 1/4W(NB)	RD14B2E470JNBST	C115,116	253 4486 907	Ceramic 47 pF/500V	CC45SL2H470JT
R339	241 2376 964	Carbon film 47 ohm 1/4W(NB)	RD14B2E470JNBST	C117,118	253 4465 902	Ceramic 5 pF/500V	CC45SL2H050CT
R341	244 2671 956	Metal oxide 0.47 ohm 2W(NB)	RS14B3DR47JNBST(S)	C119,120	255 1275 942	Mylar film 220 pF/100V	CQ93M2A221KT(B)
R343	244 2671 956	Metal oxide 0.47 ohm 2W(NB)	RS14B3DR47JNBST(S)	C121,122	254 4527 982	Electrolytic 10 uF/100V	CE04W2A100MT SMG/RE3
R345	244 2671 956	Metal oxide 0.47 ohm 2W(NB)	RS14B3DR47JNBST(S)	C123-126	254 4527 979	Electrolytic 4.7 uF/100V	CE04W2A4R7MT SMG/RE3
R347	244 2671 956	Metal oxide 0.47 ohm 2W(NB)	RS14B3DR47JNBST(S)	C201,202	254 4538 939	Electrolytic 47 uF/16V	CE04W1C470MT SMG/RE3 For EU,982,EC, E1,E1H,E1C,EUT
R413	241 2379 987	Carbon film 1 kohm 1/4W(NB)	RD14B2E102JNBST		254 4538 942	Electrolytic 100 uF/16V	CE04W1C101MT SMG/RE3 For E2
R419	241 2379 987	Carbon film 1 kohm 1/4W(NB)	RD14B2E102JNBST	C203,204	254 4524 985	Electrolytic 10 uF/50V	CE04W1H100MT SMG/RE3
R423	241 2378 920	Carbon film 220 ohm 1/4W(NB)	RD14B2E221JNBST	C205-208	253 1179 945	Ceramic 220 pF/50V	CK45B1H221KT(DD-3)
R425	244 2671 914	Metal oxide 15 kohm 2W(NB)	RS14B3D153JNBST(S)	C209,210	255 1264 908	Mylar film 1000 pF/50V	CQ93M1H102JT(B)
R427	241 2378 946	Carbon film 270 ohm 1/4W(NB)	RD14B2E271JNBST	C211,212	253 4482 901	Ceramic 33 pF/500V	CC45SL2H330JT
R429	241 2378 920	Carbon film 220 ohm 1/4W(NB)	RD14B2E221JNBST	C213,214	254 4538 942	Electrolytic 100 uF/16V	CE04W1C101MT SMG/RE3
R437	241 2376 964	Carbon film 47 ohm 1/4W(NB)	RD14B2E470JNBST	C215,216	253 4486 907	Ceramic 47 pF/500V	CC45SL2H470JT
R439	241 2376 964	Carbon film 47 ohm 1/4W(NB)	RD14B2E470JNBST	C217,218	253 4465 902	Ceramic 5 pF/500V	CC45SL2H050CT
R441	244 2671 956	Metal oxide 0.47 ohm 2W(NB)	RS14B3DR47JNBST(S)	C219,220	255 1275 942	Mylar film 220 pF/100V	CQ93M2A221KT(B)
R443	244 2671 956	Metal oxide 0.47 ohm 2W(NB)	RS14B3DR47JNBST(S)	C221,222	254 4527 982	Electrolytic 10 uF/100V	CE04W2A100MT SMG/RE3
R445	244 2671 956	Metal oxide 0.47 ohm 2W(NB)	RS14B3DR47JNBST(S)	C223-226	254 4527 979	Electrolytic 4.7 uF/100V	CE04W2A4R7MT SMG/RE3
R447	244 2671 956	Metal oxide 0.47 ohm 2W(NB)	RS14B3DR47JNBST(S)	C301	254 4538 939	Electrolytic 47 uF/16V	CE04W1C470MT SMG/RE3 For EU,982,EC,E1,E1H,E1C,EUT
R501	241 2387 940	Carbon film 4.7 ohm 1/4W(NB)	RD14B2E4R7JNBST		254 4538 942	Electrolytic 100 uF/16V	CE04W1C101MT SMG/RE3 For E2
R502	244 2051 961	Metal oxide 100 ohm 1W	RS14B3A101JNBST(S)	C303	254 4524 985	Electrolytic 10 uF/50V	CE04W1H100MT SMG/RE3
R503,504	243 2039 032	Winding 0.1 ohm 5W	RW99=3H0R1K	C305	253 1179 945	Ceramic 220 pF/50V	CK45B1H221KT(DD-3)
R524	242 2009 001	Composition 2.2 Mohm 1/2W	RC05GF2H225K(UL) For EU,982,EC	C307	253 1179 945	Ceramic 220 pF/50V	CK45B1H221KT(DD-3)
R611,612	244 2671 901	Metal oxide 10 ohm 2W(NB)	RS14B3D100JNBST(S)	C309	255 1264 908	Mylar film 1000 pF/50V	CQ93M1H102JT(B)
R630,631	244 2671 901	Metal oxide 10 ohm 2W(NB)	RS14B3D100JNBST(S)	C311	253 4482 901	Ceramic 33 pF/500V	CC45SL2H330JT
R634,635	244 2671 901	Metal oxide 10 ohm 2W(NB)	RS14B3D100JNBST(S)	C313	254 4538 942	Electrolytic 100 uF/16V	CE04W1C101MT SMG/RE3
R713,714	244 2052 931	Metal oxide 390 ohm 1W	RS14B3A391JNBST(S) For EU,982,EC	C315	253 4486 907	Ceramic 47 pF/500V	CC45SL2H470JT
	244 2052 960	Metal oxide 220 ohm 1W	RS14B3A221JNBST(S) For E2,E1,E1H,E1C,EUT	C317	253 4465 902	Ceramic 5 pF/500V	CC45SL2H050CT
R715,716	244 2052 960	Metal oxide 220 ohm 1W	RS14B3A221JNBST(S) For E2,E1,E1H,E1C,EUT	C319	255 1275 942	Mylar film 220 pF/100V	CQ93M2A221KT(B)
VR101,102	211 6131 926	Semi fixed resistor 220 ohm	V06PB221T	C321	254 4527 982	Electrolytic 10 uF/100V	CE04W2A100MT SMG/RE3
VR201,202	211 6131 926	Semi fixed resistor 220 ohm	V06PB221T	C323	254 4527 979	Electrolytic 4.7 uF/100V	CE04W2A4R7MT SMG/RE3
VR301	211 6131 926	Semi fixed resistor 220 ohm	V06PB221T	C325	254 4527 979	Electrolytic 4.7 uF/100V	CE04W2A4R7MT SMG/RE3

Ref. No.	Part No.	Part Name	Remarks	Ref. No.	Part No.	Part Name	Remarks	Q'ty	
C401	254 4538 939	Electrolytic 47 uF/16V	CE04W1C470MT SMG/RE3 For EU,982,EC, E1,E1H,E1C,EUT	<b>OTHER PARTS GROUP</b>					
	254 4538 942	Electrolytic 100 uF/16V	CE04W1C101MT SMG/RE3 For E2	△ AC501	203 3976 002	AC outlet (2P)	For EU,982,EC,EUT	1	
C403	254 4524 985	Electrolytic 10 uF/50V	CE04W1H100MT SMG/RE3	CW031	203 4477 018	3P KR-DA connector cord		1	
C405	253 1179 945	Ceramic 220 pF/50V	CK45B1H221KT(DD-3)	CW037	203 4945 045	3P KR-DA connector cord WT	For EU,982,EC	1	
C407	253 1179 945	Ceramic 220 pF/50V	CK45B1H221KT(DD-3)	CX021	205 0581 001	2P VH connector base	For E2,E1, E1H,E1C,EUT	1	
C409	255 1264 908	Mylar film 1000 pF/50V	CQ93M1H102JT(B)	CX022	205 0581 056	2P VH connector base		1	
C411	253 4482 901	Ceramic 33 pF/500V	CC45SL2H330JT	CX023	205 1093 006	2P VH connector base	For E2,E1,E1H	1	
C413	254 4538 942	Electrolytic 100 uF/16V	CE04W1C101MT SMG/RE3	CX024	205 0581 001	2P VH connector base		1	
C415	253 4486 907	Ceramic 47 pF/500V	CC45SL2H470JT	CX032	205 0841 000	3P AC connector base (BK)	For E1,E1H	1	
C417	253 4465 902	Ceramic 5 pF/500V	CC45SL2H050CT	CX033	205 0825 000	3P AC connector base		1	
C419	255 1275 942	Mylar film 220 pF/100V	CQ93M2A221KT(B)	CX037	205 0343 032	3P connector base (KR-PH)	For EU,982,EC	1	
C421	254 4527 982	Electrolytic 10 uF/100V	CE04W2A100MT SMG/RE3	CX042	205 0581 030	4P VH connector base	For E1,E1H	1	
C423	254 4527 979	Electrolytic 4.7 uF/100V	CE04W2A4R7MT SMG/RE3	CX054-058	205 0884 009	5P connector base (TUC-P)		5	
C425	254 4527 979	Electrolytic 4.7 uF/100V	CE04W2A4R7MT SMG/RE3	CX076	205 0943 021	7P connector base (TUC-P)		1	
C502	254 4524 943	Electrolytic 1 uF/50V	CE04W1H010MT SMG/RE3	CX077	205 1081 018	7P FJ connector base		1	
C503-505	256 1042 903	Metalized 0.1 uF/250V	CF93A2E104KT	CX096	205 0884 038	9P connector base (TUC-P)		1	
C506	254 4528 729	Electrolytic 100 uF/100V	CE04W2A101MC SMG/RE3	CX102	205 0884 054	10P connector base (TUC-P)		1	
C507,508	254 6224 704	Electrolytic 10000 uF/63V	CE68W1J103MC(DL)	△ F1	206 1046 001	Fuse 6.3A UL 20mm	For EU,982,EC,EUT	1	
C509	253 1181 904	Ceramic 0.01 uF/50V	CK45F1H103ZT(DD-3)	△	206 1015 074	Fuse 3.15A	For E2,E1C	1	
C510	254 4538 900	Electrolytic 10 uF/16V	CE04W1C100MT SMG/RE3	△	206 1036 011	Fuse 6.3A	For E1,E1H	1	
C511	253 9039 906	Ceramic 0.1 uF/25V	CK45=1E104ZT(DD-3)	△ F8	206 1046 014	Fuse 8A	For EU,982,EC,EUT	1	
C512	254 4533 947	Electrolytic 330 uF/6.3V	CE04W0J331MT SMG/RE3	△	206 1015 032	Fuse 2.5A	For E2,E1,E1H	1	
C513	253 9039 906	Ceramic 0.1 uF/25V	CK45=1E104ZT(DD-3)	△ F901	206 1015 074	Fuse 3.15A	For E1,E1H	1	
C514	254 4533 947	Electrolytic 330 uF/6.3V	CE04W0J331MT SMG/RE3	FF501	202 0040 909	Fuse clip		1	
C516	254 4538 900	Electrolytic 10 uF/16V	CE04W1C100MT SMG/RE3	FF502	202 0040 909	Fuse clip	For EU,982,EC, E2,E1,E1H,EUT	1	
C517	254 4524 943	Electrolytic 1 uF/50V	CE04W1H010MT SMG/RE3	FF751	202 0040 909	Fuse clip	For E1,E1H	1	
C519,520	253 1181 904	Ceramic 0.01 uF/50V	CK45F1H103ZT(DD-3)	FH501	202 0040 909	Fuse clip		1	
C522	254 4403 721	Electrolytic 2200 uF/25V	CE04W1E222MC (SMG)	FH502	202 0040 909	Fuse clip	For EU,982,EC, E2,E1,E1H,EUT	1	
C523	254 4524 943	Electrolytic 1 uF/50V	CE04W1H010MT SMG/RE3	FH751	202 0040 909	Fuse clip	For E1,E1H	1	
C524	256 1058 971	Metalized 0.1 uF/50V	CF93A1H104JT (JL)	JK601	205 1212 007	8P SP terminal		1	
C525	253 8022 707	Ceramic 0.01 uF/250V(AC)	CK45F2EAC103MC	JK603	205 1212 007	8P SP terminal		1	
C606,607	256 1058 939	Metalized 0.047 uF/50V	CF93A1H473JT (JL)	JK702	204 8264 013	Head phone jack (NI)	For EU,982,EC,E2	1	
C611-614	255 1265 936	Mylar film 0.01 uF/50V	CQ93M1H103JT(B)		204 8264 071	Head phone jack (Gold)	For E1,E1H, E1C,EUT	1	
C616-619	253 1181 904	Ceramic 0.01 uF/50V	CK45F1H103ZT(DD-3)	L601,602	235 0068 004	Inductor 1uH		2	
C627,628	256 1058 939	Metalized 0.047 uF/50V	CF93A1H473JT (JL)	L606-609	235 0068 004	Inductor 1uH		4	
C629-632	255 1265 936	Mylar film 0.01 uF/50V	CQ93M1H103JT(B)	RL501	214 0202 009	Relay DG1U TV-8		1	
C633	253 1181 904	Ceramic 0.01 uF/50V	CK45F1H103ZT(DD-3)	RL601-603	214 0217 010	Relay (DS2SU12VDC)		3	
C634,635	256 1058 939	Metalized 0.047 uF/50V	CF93A1H473JT (JL)	RL604	214 0203 008	Relay (NA12W-K)		1	
C636-638	253 1181 904	Ceramic 0.01 uF/50V	CK45F1H103ZT(DD-3)	RL605	214 0217 010	Relay (DS2SU12VDC)		1	
C721,722	255 1264 908	Mylar film 1000 pF/50V	CQ93M1H102JT(B)						
C723	253 9039 906	Ceramic 0.1 uF/25V	CK45=1E104ZT(DD-3)						
C802,803	253 1181 904	Ceramic 0.01 uF/50V	CK45F1H103ZT(DD-3)						



## 1U-3369 EXT. IN UNIT ASS'Y

Ref. No.	Part No.	Part Name	Remarks	Q'ty	Ref. No.	Part No.	Part Name	Remarks
S751	212 4810 006	Slide switch	For E1,E1H	1	<b>SEMICONDUCTORS GROUP</b>			
S801	212 0373 000	Rotary encoder EC16B		1	IC102	262 2616 003	IC TC9184AP	
S802,803	212 5611 903	Tact switch		2	IC103	263 0896 909	IC NJM2068MD	
S804	212 5611 903	Tact switch		1	IC301,302	263 0896 909	IC NJM2068MD	
S805	212 5611 903	Tact switch		1	IC308-310	263 0896 909	IC NJM2068MD	
SW901	212 0420 005	1P push switch (non lock)	For EU,982,EC	1	IC312	262 2919 001	IC TC9274N-017	
△ T501	233 6073 107	Power trans. (Mini)-E3	For EU,982,EC,EUT	1	IC501-503	269 0194 007	Optical connector GP1FA551RZ	
△	233 6058 025	Power trans. (Mini)-E2	For E2	1	IC504	262 1205 907	IC TC74HCU04AF	
△	233 6278 009	Power trans. (Mini)-E1	For E1,E1H	1	IC505,506	262 2386 906	IC SN74HC151NS	
△	233 6317 009	Power trans	For E1C	1	IC701	263 0896 909	IC NJM2068MD	
TP101-103	205 0190 049	4P NH connector base		3	IC707	269 0187 001	Optical connector GP1FA551TZ	
TP501	205 0190 036	3P NH connector base	For EU,982,EC, E1,E1H,E1C,EUT	1	IC801	263 0896 909	IC NJM2068MD	For EU,982,EC
W712	203 0526 002	1P contact ass'y		1		263 0898 907	IC NJM5532MD	For E2,E1,E1H,E1C,EUT
W751	203 0702 004	1P SIN-SIN wire(WHT)		1	IC802-804	263 0896 909	IC NJM2068MD	
W752	203 0702 017	1P SIN-SIN wire(RED)		1	IC805	262 2662 002	IC TC9459N	
W753	203 0702 020	1P SIN-SIN wire(YEW)		1	IC809	262 2981 000	IC TC9482N	
W755	203 0699 036	1P SIN-SIN wire(GRY)		1	TR327,328	275 0100 902	Transistor 2SK771-5-TB	
W756	203 0702 033	1P SIN-SIN wire(ORG)		1	TR329	269 0054 901	Transistor DTC144EK	
W757	203 0702 046	1P SIN-SIN wire(BLU)		1	TR330	269 0055 900	Transistor DTA144EK	
	203 5220 002	3P VH connector cord	For E1,E1H	1	TR801-803	275 0100 902	Transistor 2SK771-5-TB	
	203 8505 009	5P VH connector cord	For E1,E1H	1	TR805	269 0083 901	Transistor DTA114EK	
	513 2585 045	Fuse label	For F1 For E2,E1C	1	TR807	269 0054 901	Transistor DTC144EK	
	513 2654 057	Fuse label	For F1 For E1,E1H	1	TR808	269 0083 901	Transistor DTA114EK	
	513 2585 074	Fuse label	For F8 For E2,E1,E1H	1	TR809	269 0082 902	Transistor DTC114EK	
					TR810	273 0460 905	Transistor KTC2875B	
					TR901	271 0131 924	Transistor 2SA988(E/F)	
					TR902	274 0160 907	Transistor 2SD2144STPU	
					TR903	269 0020 906	Transistor DTC114ES(10K-10K)	
					TR904,905	271 0131 924	Transistor 2SA988(E/F)	
					TR906-908	269 0083 901	Transistor DTA114EK	
					TR909	269 0083 901	Transistor DTA114EK	
					TR910	269 0083 901	Transistor DTA114EK	
					TR911	271 0131 924	Transistor 2SA988(E/F)	
					TR912	269 0083 901	Transistor DTA114EK	
					TR913	271 0131 924	Transistor 2SA988(E/F)	
					TR914	269 0082 902	Transistor DTC114EK	
					TR956	269 0083 901	Transistor DTA114EK	
					D323,324	276 0432 903	Diode 1SS270A	
					D701	276 0432 903	Diode 1SS270A	
					D801-803	276 0432 903	Diode 1SS270A	
					D901-910	276 0723 900	Diode RB721Q-40	For EU,982,EC

Ref. No.	Part No.	Part Name	Remarks	Ref. No.	Part No.	Part Name	Remarks
	276 0432 903	Diode 1SS270A	For E2,E1,E1H,E1C,EUT	R417,418	247 2005 903	Carbon chip 100 ohm 1/16W	RM73B--101JT
D911,912	276 0432 903	Diode 1SS270A			247 2006 960	Carbon chip 470 ohm 1/16W	For EU,982,EC RM73B--471JT
D913	276 0704 903	Diode 1SR35-400A(T93X)					For E2,E1,E1H,E1C,EUT
D914	276 0484 919	Zener diode HZS33-2TD		R419,420	247 2015 964	Carbon chip 2.7 Mohm 1/16W	RM73B--275KT
D915	276 0704 903	Diode 1SR35-400A(T93X)		R433-438	247 2011 926	Carbon chip 39 kohm 1/16W	RM73B--393JT
D916	276 0461 916	Zener diode HZS6A-2TD		R439,440	247 2004 920	Carbon chip 47 ohm 1/16W	RM73B--470JT
D917	276 0704 903	Diode 1SR35-400A(T93X)		R441,442	247 2012 925	Carbon chip 100 kohm 1/16W	RM73B--104JT
D918,919	276 0723 900	Diode RB721Q-40	For EU,982,EC	R445	247 2009 983	Carbon chip 10 kohm 1/16W	RM73B--103JT
	276 0432 903	Diode 1SS270A	For E2,E1,E1H,E1C,EUT	R446,447	247 2009 912	Carbon chip 5.1 kohm 1/16W	RM73B--512JT
<b>RESISTORS GROUP</b>				R448-450	247 2009 983	Carbon chip 10 kohm 1/16W	RM73B--103JT
R101,102	247 2008 968	Carbon chip 3.3 kohm 1/16W	RM73B--332JT	R451,452	247 2005 903	Carbon chip 100 ohm 1/16W	RM73B--101JT
R103,104	247 2006 986	Carbon chip 560 ohm 1/16W	RM73B--561JT	R453,454	247 2012 925	Carbon chip 100 kohm 1/16W	RM73B--104JT
R105,106	247 2013 982	Carbon chip 470 kohm 1/16W	RM73B--474JT	R455	247 2011 942	Carbon chip 47 kohm 1/16W	RM73B--473JT
R107,108	247 2005 903	Carbon chip 100 ohm 1/16W	RM73B--101JT	R456,457	247 2012 938	Carbon chip 110 kohm 1/16W	RM73B--114JT
R109,110	247 2012 909	Carbon chip 82 kohm 1/16W	RM73B--823JT	R458	247 2010 927	Carbon chip 15 kohm 1/16W	RM73B--153JT
R111,112	247 2009 909	Carbon chip 4.7 kohm 1/16W	RM73B--472JT (1608)	R459	247 2011 913	Carbon chip 36 kohm 1/16W	RM73B--363JT
R113	247 2013 982	Carbon chip 470 kohm 1/16W	RM73B--474JT	R460	247 2009 967	Carbon chip 8.2 kohm 1/16W	RM73B--822JT
R114,115	247 2011 926	Carbon chip 39 kohm 1/16W	RM73B--393JT	R461	247 2009 996	Carbon chip 11 kohm 1/16W	RM73B--113JT
R116	247 2013 982	Carbon chip 470 kohm 1/16W	RM73B--474JT	R462	247 2005 903	Carbon chip 100 ohm 1/16W	RM73B--101JT
R117,118	247 2014 907	Carbon chip 560 kohm 1/16W	RM73B--564JT	R463	247 2012 925	Carbon chip 100 kohm 1/16W	RM73B--104JT
R119,120	247 2004 920	Carbon chip 47 ohm 1/16W	RM73B--470JT	R467,468	247 2018 903	Carbon chip 0 ohm 1/16W	RM73B--0R0KT
R121,122	247 2009 925	Carbon chip 5.6 kohm 1/16W	RM73B--562JT	R483	247 2007 943	Carbon chip 1 kohm 1/16W	RM73B--102JT
R123,124	247 2010 985	Carbon chip 27 kohm 1/16W	RM73B--273JT	R501-503	247 2018 903	Carbon chip 0 ohm 1/16W	RM73B--0R0KT
R125,126	247 2007 943	Carbon chip 1 kohm 1/16W	RM73B--102JT	R505-507	247 2009 909	Carbon chip 4.7 kohm 1/16W	RM73B--472JT (1608)
R127,128	247 2012 925	Carbon chip 100 kohm 1/16W	RM73B--104JT	R508	247 2004 975	Carbon chip 75 ohm 1/16W	RM73B--750JT
R141,142	247 2005 903	Carbon chip 100 ohm 1/16W	RM73B--101JT	R509	247 2005 903	Carbon chip 100 ohm 1/16W	RM73B--101JT
R147,148	247 2005 903	Carbon chip 100 ohm 1/16W	RM73B--101JT	R510	247 2011 942	Carbon chip 47 kohm 1/16W	RM73B--473JT
R319,320	247 2010 927	Carbon chip 15 kohm 1/16W	RM73B--153JT	R511	247 2013 940	Carbon chip 330 kohm 1/16W	RM73B--334JT
R321	247 2009 954	Carbon chip 7.5 kohm 1/16W	RM73B--752JT	R512	247 2018 903	Carbon chip 0 ohm 1/16W	RM73B--0R0KT
R325	247 2009 983	Carbon chip 10 kohm 1/16W	RM73B--103JT	R514	247 2018 903	Carbon chip 0 ohm 1/16W	RM73B--0R0KT
R327	247 2009 983	Carbon chip 10 kohm 1/16W	RM73B--103JT	R701,702	247 2018 903	Carbon chip 0 ohm 1/16W	RM73B--0R0KT
R333	247 2005 903	Carbon chip 100 ohm 1/16W	RM73B--101JT				For EU,982,EC, E1,E1H,E1C
R334-336	247 2012 925	Carbon chip 100 kohm 1/16W	RM73B--104JT		247 2009 909	Carbon chip 4.7 kohm 1/16W	RM73B--472JT (1608)
R337,338	247 2005 903	Carbon chip 100 ohm 1/16W	RM73B--101JT				For E2,EUT
R339,340	247 2008 926	Carbon chip 2.2 kohm 1/16W	RM73B--222JT	R703,704	247 2006 944	Carbon chip 390 ohm 1/16W	RM73B--391JT
R341,342	247 2007 930	Carbon chip 910 ohm 1/16W	RM73B--911JT	R705,706	247 2011 984	Carbon chip 68 kohm 1/16W	RM73B--683JT
R343,344	247 2005 903	Carbon chip 100 ohm 1/16W	RM73B--101JT	R707,708	247 2012 967	Carbon chip 150 kohm 1/16W	RM73B--154JT
R345,346	247 2012 925	Carbon chip 100 kohm 1/16W	RM73B--104JT	R709,710	247 2004 920	Carbon chip 47 ohm 1/16W	RM73B--470JT
R385,386	247 2005 903	Carbon chip 100 ohm 1/16W	RM73B--101JT	R711,712	247 2005 990	Carbon chip 240 ohm 1/16W	RM73B--241JT
	247 2006 960	Carbon chip 470 ohm 1/16W	RM73B--471JT	R713,714	247 2012 954	Carbon chip 130 kohm 1/16W	RM73B--134JT
			For E2,E1,E1H,E1C,EUT	R715,716	247 2009 996	Carbon chip 11 kohm 1/16W	RM73B--113JT
R387,388	247 2015 964	Carbon chip 2.7 Mohm 1/16W	RM73B--275KT	R717,718	247 2003 947	Carbon chip 22 ohm 1/16W	RM73B--220JT
R390	247 2018 903	Carbon chip 0 ohm 1/16W	RM73B--0R0KT	R719,720	247 2004 920	Carbon chip 47 ohm 1/16W	RM73B--470JT
R401,402	247 2005 903	Carbon chip 100 ohm 1/16W	RM73B--101JT	R721,722	247 2011 942	Carbon chip 47 kohm 1/16W	RM73B--473JT
	247 2006 960	Carbon chip 470 ohm 1/16W	RM73B--471JT	R723,724	247 2005 903	Carbon chip 100 ohm 1/16W	RM73B--101JT
			For EU,982,EC				For EU,982,EC
					247 2006 960	Carbon chip 470 ohm 1/16W	RM73B--471JT
R403,404	247 2015 964	Carbon chip 2.7 Mohm 1/16W	RM73B--275KT				For E2,E1,E1H,E1C,EUT

Ref. No.	Part No.	Part Name	Remarks	Ref. No.	Part No.	Part Name	Remarks
R725,726	247 2015 964	Carbon chip 2.7 Mohm 1/16W	RM73B--275KT	R855,856	247 2012 925	Carbon chip 100 kohm 1/16W	RM73B--104JT
R801,802	247 2011 942	Carbon chip 47 kohm 1/16W	RM73B--473JT	R857	247 2009 983	Carbon chip 10 kohm 1/16W	RM73B--103JT
R803,804	247 2005 903	Carbon chip 100 ohm 1/16W	RM73B--101JT	R858	247 2007 943	Carbon chip 1 kohm 1/16W	RM73B--102JT
R805,806	247 2007 914	Carbon chip 750 ohm 1/16W	RM73B--751JT	R859,860	247 2011 942	Carbon chip 47 kohm 1/16W	RM73B--473JT
			For EU,982,EC	R867-869	247 2011 942	Carbon chip 47 kohm 1/16W	RM73B--473JT
	247 2006 986	Carbon chip 560 ohm 1/16W	RM73B--561JT	R871,872	247 2011 942	Carbon chip 47 kohm 1/16W	RM73B--473JT
			For E2,E1,E1H,E1C,EUT	R874,875	247 2011 942	Carbon chip 47 kohm 1/16W	RM73B--473JT
R807,808	247 2009 941	Carbon chip 6.8 kohm 1/16W	RM73B--682JT	R883-888	247 2012 925	Carbon chip 100 kohm 1/16W	RM73B--104JT
R809,810	247 2009 909	Carbon chip 4.7 kohm 1/16W	RM73B--472JT (1608)	R891	247 2018 903	Carbon chip 0 ohm 1/16W	RM73B--0R0KT
			For EU,982,EC	R892	247 2007 998	Carbon chip 1.6 kohm 1/16W	RM73B--162JT
	247 2009 925	Carbon chip 5.6 kohm 1/16W	RM73B--562JT	R893	247 2008 926	Carbon chip 2.2 kohm 1/16W	RM73B--222JT
			For E2,E1,E1H,E1C,EUT	R894	247 2011 942	Carbon chip 47 kohm 1/16W	RM73B--473JT
R811,812	247 2011 942	Carbon chip 47 kohm 1/16W	RM73B--473JT	R901-904	247 2008 926	Carbon chip 2.2 kohm 1/16W	RM73B--222JT
R815-818	247 2012 925	Carbon chip 100 kohm 1/16W	RM73B--104JT	R907	247 2014 907	Carbon chip 560 kohm 1/16W	RM73B--564JT
R819,820	247 2005 903	Carbon chip 100 ohm 1/16W	RM73B--101JT	R909	247 2004 904	Carbon chip 39 ohm 1/16W	RM73B--390JT
R821	247 2007 914	Carbon chip 750 ohm 1/16W	RM73B--751JT				For E2,E1,E1H,E1C,EUT
			For EU,982,EC	R910	247 2007 943	Carbon chip 1 kohm 1/16W	RM73B--102JT
	247 2006 986	Carbon chip 560 ohm 1/16W	RM73B--561JT	R911	247 2010 969	Carbon chip 22 kohm 1/16W	RM73B--223JT
			For E2,E1,E1H,E1C,EUT	R912	247 2008 971	Carbon chip 3.6 kohm 1/16W	RM73B--362JT
R822	247 2007 914	Carbon chip 750 ohm 1/16W	RM73B--751JT	R913	247 2014 907	Carbon chip 560 kohm 1/16W	RM73B--564JT
R823	247 2009 941	Carbon chip 6.8 kohm 1/16W	RM73B--682JT	R914	247 2013 982	Carbon chip 470 kohm 1/16W	RM73B--474JT
R824	247 2009 967	Carbon chip 8.2 kohm 1/16W	RM73B--822JT	R915	247 2007 943	Carbon chip 1 kohm 1/16W	RM73B--102JT
R825	247 2009 909	Carbon chip 4.7 kohm 1/16W	RM73B--472JT (1608)	R916	247 2009 983	Carbon chip 10 kohm 1/16W	RM73B--103JT
			For EU,982,EC	R917	247 2013 982	Carbon chip 470 kohm 1/16W	RM73B--474JT
	247 2009 925	Carbon chip 5.6 kohm 1/16W	RM73B--562JT	R918	247 2007 943	Carbon chip 1 kohm 1/16W	RM73B--102JT
			For E2,E1,E1H,E1C,EUT	R919	247 2009 983	Carbon chip 10 kohm 1/16W	RM73B--103JT
R826	247 2013 982	Carbon chip 470 kohm 1/16W	RM73B--474JT	R920	247 2013 982	Carbon chip 470 kohm 1/16W	RM73B--474JT
R827,828	247 2005 903	Carbon chip 100 ohm 1/16W	RM73B--101JT	R921	247 2007 943	Carbon chip 1 kohm 1/16W	RM73B--102JT
R829	247 2011 942	Carbon chip 47 kohm 1/16W	RM73B--473JT	R922	247 2009 983	Carbon chip 10 kohm 1/16W	RM73B--103JT
R831-834	247 2012 925	Carbon chip 100 kohm 1/16W	RM73B--104JT	R923	247 2013 982	Carbon chip 470 kohm 1/16W	RM73B--474JT
R835,836	247 2005 903	Carbon chip 100 ohm 1/16W	RM73B--101JT	R924	247 2007 943	Carbon chip 1 kohm 1/16W	RM73B--102JT
R837,838	247 2007 914	Carbon chip 750 ohm 1/16W	RM73B--751JT	R925	247 2009 983	Carbon chip 10 kohm 1/16W	RM73B--103JT
			For EU,982,EC	R926	247 2013 982	Carbon chip 470 kohm 1/16W	RM73B--474JT
	247 2006 986	Carbon chip 560 ohm 1/16W	RM73B--561JT	R927	247 2007 943	Carbon chip 1 kohm 1/16W	RM73B--102JT
			For E2,E1,E1H,E1C,EUT	R928	247 2009 983	Carbon chip 10 kohm 1/16W	RM73B--103JT
R839,840	247 2009 909	Carbon chip 4.7 kohm 1/16W	RM73B--472JT (1608)	R929	247 2013 982	Carbon chip 470 kohm 1/16W	RM73B--474JT
			For EU,982,EC	R930	247 2007 943	Carbon chip 1 kohm 1/16W	RM73B--102JT
	247 2009 925	Carbon chip 5.6 kohm 1/16W	RM73B--562JT	R931	247 2009 983	Carbon chip 10 kohm 1/16W	RM73B--103JT
			For E2,E1,E1H,E1C,EUT	R932	241 2387 940	Carbon film 4.7 ohm 1/4W(NB)	RD14B2E4R7JNBST
R841,842	247 2005 903	Carbon chip 100 ohm 1/16W	RM73B--101JT	R933	247 2010 956	Carbon chip 20 kohm 1/16W	RM73B--203JT
R843-846	247 2012 925	Carbon chip 100 kohm 1/16W	RM73B--104JT	R934	244 2055 996	Metal oxide 1.2 kohm 1W	RS14B3A122JNBST(S)
R847,848	247 2005 903	Carbon chip 100 ohm 1/16W	RM73B--101JT	R935	247 2010 956	Carbon chip 20 kohm 1/16W	RM73B--203JT
R849,850	247 2007 914	Carbon chip 750 ohm 1/16W	RM73B--751JT	R936	241 2398 913	Carbon film 680 ohm 1/4W	RD14B2E681JT(5)
			For EU,982,EC				For E2,E1,E1H,E1C,EUT
	247 2006 986	Carbon chip 560 ohm 1/16W	RM73B--561JT	R939,940	244 2055 996	Metal oxide 1.2 kohm 1W	RS14B3A122JNBST(S)
			For E2,E1,E1H,E1C,EUT	R972	247 2013 982	Carbon chip 470 kohm 1/16W	RM73B--474JT
R851,852	247 2009 909	Carbon chip 4.7 kohm 1/16W	RM73B--472JT (1608)	R973	247 2007 943	Carbon chip 1 kohm 1/16W	RM73B--102JT
			For EU,982,EC	R974	247 2009 983	Carbon chip 10 kohm 1/16W	RM73B--103JT
	247 2009 925	Carbon chip 5.6 kohm 1/16W	RM73B--562JT				
			For E2,E1,E1H,E1C,EUT				
R853,854	247 2005 903	Carbon chip 100 ohm 1/16W	RM73B--101JT				

Ref. No.	Part No.	Part Name	Remarks	Ref. No.	Part No.	Part Name	Remarks
<b>CAPACITORS GROUP</b>				C517	254 4524 985	Electrolytic 10 uF/50V	CE04W1H100MT SMG/RE3
C101,102	254 4524 956	Electrolytic 2.2 uF/50V	CE04W1H2R2MT SMG/RE3	C518,519	257 0511 904	Ceramic chip 0.01 uF/50V	CK73F1H103ZT
C105,106	254 4524 969	Electrolytic 3.3 uF/50V	CE04W1H3R3MT SMG/RE3	C703,704	257 0507 934	Ceramic chip 220 pF/50V	CC73CH1H221JT
C107,108	256 1058 942	Metalized 0.056 uF/50V	CF93A1H563JT (JL)	C705,706	254 4524 985	Electrolytic 10 uF/50V	CE04W1H100MT SMG/RE3
C109,110	255 1265 907	Mylar film 6800 pF/50V	CQ93M1H682JT(B)	C707,708	257 0506 951	Ceramic chip 100 pF/50V	CC73CH1H101JT
C111,112	257 0506 951	Ceramic chip 100 pF/50V	CC73CH1H101JT	C709,710	254 4536 931	Electrolytic 220 uF/10V	CE04W1A221MT SMG/RE3
C113,114	255 1265 949	Mylar film 0.012 uF/50V	CQ93M1H123JT(B)	C711,712	255 4199 999	Mylar film 0.024 uF/50V	CQ92M1H243JT(MRZ)
C115,116	255 1264 953	Mylar film 2700 pF/50V	CQ93M1H272JT(B)	C713,714	255 1265 907	Mylar film 6800 pF/50V	CQ93M1H682JT(B)
C117,118	254 4524 972	Electrolytic 4.7 uF/50V	CE04W1H4R7MT SMG/RE3	C715,716	254 4524 985	Electrolytic 10 uF/50V	CE04W1H100MT SMG/RE3
			For EU,982,EC, E1,E1H,E1C,EUT	C717,718	254 4524 943	Electrolytic 1 uF/50V	CE04W1H010MT SMG/RE3
	254 4538 939	Electrolytic 47 uF/16V	CE04W1C470MT SMG/RE3	C719,720	257 0507 976	Ceramic chip 330 pF/50V	CC73CH1H331JT
			For E2	C722	257 0512 903	Ceramic chip 0.1 uF/25V	CK73F1E104ZT
C119,120	255 1265 978	Mylar film 0.022 uF/50V	CQ93M1H223JT(B)	C723	254 4541 939	Electrolytic 47 uF/25V	CE04W1E470MT SMG/RE3
C121,122	254 4524 943	Electrolytic 1 uF/50V	CE04W1H010MT SMG/RE3	C724	257 0512 903	Ceramic chip 0.1 uF/25V	CK73F1E104ZT
C309	257 0509 929	Ceramic chip 1000 pF/50V	CK73B1H102KT	C741	257 0512 903	Ceramic chip 0.1 uF/25V	CK73F1E104ZT
C310-312	254 4524 998	Electrolytic 22 uF/50V	CE04W1H220MT SMG/RE3	C742	257 0512 903	Ceramic chip 0.1 uF/25V	CK73F1E104ZT
C314	257 0504 982	Ceramic chip 47 pF/50V	CC73CH1H470JT	C801,802	254 4524 985	Electrolytic 10 uF/50V	CE04W1H100MT SMG/RE3
C320	254 4524 998	Electrolytic 22 uF/50V	CE04W1H220MT SMG/RE3	C809,810	255 1265 923	Mylar film 8200 pF/50V	CQ93M1H822JT(B)
C323	254 4524 943	Electrolytic 1 uF/50V	CE04W1H010MT SMG/RE3	C811,812	254 4524 943	Electrolytic 1 uF/50V	CE04W1H010MT SMG/RE3
C324	254 4524 943	Electrolytic 1 uF/50V	CE04W1H010MT SMG/RE3	C815,816	254 4524 985	Electrolytic 10 uF/50V	CE04W1H100MT SMG/RE3
C343,344	257 0507 976	Ceramic chip 330 pF/50V	CC73CH1H331JT	C823	255 1265 923	Mylar film 8200 pF/50V	CQ93M1H822JT(B)
			For E2,E1,E1H,E1C,EUT	C825,826	254 4524 943	Electrolytic 1 uF/50V	CE04W1H010MT SMG/RE3
C345,346	254 4524 985	Electrolytic 10 uF/50V	CE04W1H100MT SMG/RE3	C829,830	254 4524 985	Electrolytic 10 uF/50V	CE04W1H100MT SMG/RE3
C349,350	254 4524 998	Electrolytic 22 uF/50V	CE04W1H220MT SMG/RE3	C837,838	254 4524 943	Electrolytic 1 uF/50V	CE04W1H010MT SMG/RE3
C351,352	254 4524 943	Electrolytic 1 uF/50V	CE04W1H010MT SMG/RE3	C841,842	254 4524 985	Electrolytic 10 uF/50V	CE04W1H100MT SMG/RE3
C355,356	257 0507 976	Ceramic chip 330 pF/50V	CC73CH1H331JT	C849,850	254 4524 943	Electrolytic 1 uF/50V	CE04W1H010MT SMG/RE3
			For E2,E1,E1H,E1C,EUT	C853	257 0509 929	Ceramic chip 1000 pF/50V	CK73B1H102KT
C367,368	257 0507 976	Ceramic chip 330 pF/50V	CC73CH1H331JT				For E2,E1,E1H,E1C,EUT
			For E2,E1,E1H,E1C,EUT	C860	254 4524 943	Electrolytic 1 uF/50V	CE04W1H010MT SMG/RE3
C379-382	256 1058 955	Metalized 0.068 uF/50V	CF93A1H683JT (JL)	C861,862	254 4524 998	Electrolytic 22 uF/50V	CE04W1H220MT SMG/RE3
C385,386	254 4524 943	Electrolytic 1 uF/50V	CE04W1H010MT SMG/RE3				For EU,982,EC, E1,E1H,E1C,EUT
C387,388	254 4524 985	Electrolytic 10 uF/50V	CE04W1H100MT SMG/RE3		254 4538 939	Electrolytic 47 uF/16V	CE04W1C470MT SMG/RE3
C389,390	254 4524 943	Electrolytic 1 uF/50V	CE04W1H010MT SMG/RE3				For E2
C391,392	254 4524 998	Electrolytic 22 uF/50V	CE04W1H220MT SMG/RE3	C863,864	254 4524 943	Electrolytic 1 uF/50V	CE04W1H010MT SMG/RE3
C395,396	257 0504 982	Ceramic chip 47 pF/50V	CC73CH1H470JT	C869-871	254 4525 900	Electrolytic 33 uF/50V	CE04W1H330MT SMG/RE3
C397,398	254 4524 998	Electrolytic 22 uF/50V	CE04W1H220MT SMG/RE3				For EU,982,EC
C401,402	254 4524 943	Electrolytic 1 uF/50V	CE04W1H010MT SMG/RE3		254 4541 942	Electrolytic 100 uF/25V	CE04W1E101MT SMG/RE3
C405	257 0504 908	Ceramic chip 22 pF/50V	CC73CH1H220JT				For E2
C408	254 4524 998	Electrolytic 22 uF/50V	CE04W1H220MT SMG/RE3		254 4541 939	Electrolytic 47 uF/25V	CE04W1E470MT SMG/RE3
C409	257 0512 903	Ceramic chip 0.1 uF/25V	CK73F1E104ZT				For E1,E1H,E1C,EUT
C410,411	254 4524 943	Electrolytic 1 uF/50V	CE04W1H010MT SMG/RE3	C873,874	254 4525 900	Electrolytic 33 uF/50V	CE04W1H330MT SMG/RE3
C416	254 4524 943	Electrolytic 1 uF/50V	CE04W1H010MT SMG/RE3				For EU,982,EC
C502-504	257 0512 903	Ceramic chip 0.1 uF/25V	CK73F1E104ZT		254 4541 942	Electrolytic 100 uF/25V	CE04W1E101MT SMG/RE3
C505-507	254 4541 939	Electrolytic 47 uF/25V	CE04W1E470MT SMG/RE3				For E2
C509	257 0512 903	Ceramic chip 0.1 uF/25V	CK73F1E104ZT		254 4541 939	Electrolytic 47 uF/25V	CE04W1E470MT SMG/RE3
C510	254 4524 969	Electrolytic 3.3 uF/50V	CE04W1H3R3MT SMG/RE3	C881,882	254 4524 943	Electrolytic 1 uF/50V	CE04W1H010MT SMG/RE3
C514	257 0506 993	Ceramic chip 150 pF/50V	CC73CH1H151JT	C883-888	254 4524 998	Electrolytic 22 uF/50V	CE04W1H220MT SMG/RE3
C516	257 0511 904	Ceramic chip 0.01 uF/50V	CK73F1H103ZT				

## 1U-3370 CONTROL UNIT ASS'Y

Ref. No.	Part No.	Part Name	Remarks	Q'ty	Ref. No.	Part No.	Part Name	Remarks
C896,897	254 4525 900	Electrolytic 33 uF/50V	CE04W1H330MT SMG/RE3 For EU,982,EC		<b>SEMICONDUCTORS GROUP</b>			
	254 4541 942	Electrolytic 100 uF/25V	CE04W1E101MT SMG/RE3 For E2		IC101	262 2549 002	IC LC75721E	
	254 4541 939	Electrolytic 47 uF/25V	CE04W1E470MT SMG/RE3 For E1,E1H,E1C,EUT		IC102	499 0290 007	Remote sensor GP1U271X	
C901	253 1181 904	Ceramic 0.01 uF/50V	CK45F1H103ZT(DD-3)		IC103	262 2745 903	IC BU2090F	
C902	254 4524 956	Electrolytic 2.2 uF/50V	CE04W1H2R2MT SMG/RE3		IC105	262 2547 907	IC LC72720NM	For E2
C903	253 1181 904	Ceramic 0.01 uF/50V	CK45F1H103ZT(DD-3)		IC303	262 2982 009	IC TMP88CU74F	
C909	254 4524 943	Electrolytic 1 uF/50V	CE04W1H010MT SMG/RE3		IC304,305	263 1040 903	IC BU4094BCF	
C911	254 4527 908	Electrolytic 0.1 uF/100V	CE04W2A0R1MT SMG/RE3		TR111	269 0083 901	Transistor DTA114EK	
C912	254 4524 985	Electrolytic 10 uF/50V	CE04W1H100MT SMG/RE3		TR112	269 0055 900	Transistor DTA144EK	
C913,914	254 4524 901	Electrolytic 0.1 uF/50V	CE04W1H0R1MT SMG/RE3		TR113-115	269 0054 901	Transistor DTC144EK	
C915	254 4524 901	Electrolytic 0.1 uF/50V	CE04W1H0R1MT SMG/RE3		TR116,117	269 0055 900	Transistor DTA144EK	
C916-918	254 4524 901	Electrolytic 0.1 uF/50V	CE04W1H0R1MT SMG/RE3		TR118	269 0082 902	Transistor DTC114EK	
C919	254 4522 958	Electrolytic 100 uF/35V	CE04W1V101MT SMG/RE3		TR301	274 0163 904	Transistor 2SD601A	
C964	254 4524 901	Electrolytic 0.1 uF/50V	CE04W1H0R1MT SMG/RE3		TR302	271 0299 905	Transistor 2SA933S(S)	
<b>OTHER PARTS GROUP</b>					TR303	269 0054 901	Transistor DTC144EK	
CW094	205 0885 037	9P connector socket (TUC-P)		1	TR304	269 0082 902	Transistor DTC114EK	
CW102,103	205 0885 053	10P connector socket (TUC-P)		2	TR305	269 0055 900	Transistor DTA144EK	
CW113-116	205 1092 023	11P connector plug (TWG-P)		4	TR306	269 0054 901	Transistor DTC144EK	
CW119	205 0885 066	11P connector socket (TUC-P)		1	TR307	269 0083 901	Transistor DTA114EK	
CW124	205 0885 079	12P connector socket (TUC-P)		1	TR308,309	269 0054 901	Transistor DTC144EK	
CW131,132	205 1092 036	13P connector plug (TWG-P)		2	TR401	269 0082 902	Transistor DTC114EK	
CW152	205 0885 040	15P connector socket (TUC-P)		1	TR402	269 0086 908	Transistor DTA114TK	
CW191,192	205 1092 007	19P connector plug (TWG-P)		2	TR403,404	269 0066 902	Transistor DTC323TK	
CX045	205 0884 083	4P connector base (TUC-P)		1	TR405	269 0082 902	Transistor DTC114EK	
CX115	205 1091 024	11P connector base (TWG-P)		1	TR406	273 0384 900	Transistor 2SC2412K(S)	For E2
CX125	205 0884 070	12P connector base (TUC-P)		1	D104	276 0468 906	Zener diode HZS9B-1TD	
CX132	205 1091 037	13P connector base (TWG-P)		1	D109-111	276 0432 903	Diode 1SS270A	
FB504-508	247 2018 903	Carbon chip 0 ohm 1/16W	RM73B--0R0KT	5	D302	276 0432 903	Diode 1SS270A	
FB701	247 2018 903	Carbon chip 0 ohm 1/16W	RM73B--0R0KT	1	D303	276 0454 910	Zener diode HZS3C-2TD	
JK301	204 8513 010	6P pin jack (S-GND)		1	D304	276 0432 903	Diode 1SS270A	
JK701	204 8545 004	4P pin jack (GND)		1	D305,306	276 0704 903	Diode 1SR35-400A(T93X)	
JK702	204 8593 001	1P pin jack (OR,NI)		1	D401	276 0432 903	Diode 1SS270A	
L502	235 0060 918	Inductor 4.7uH		1	LD102-107	393 9434 906	LED SEL1210S	
L503	235 0060 905	Inductor 2.2uH		1	LD109,110	393 9434 906	LED SEL1210S	
L504,505	235 0060 918	Inductor 4.7uH		2	LD113,114	393 9452 904	LED SEL1410E	
L701,702	235 9003 002	FTZ choke coil	For E2,EUT	2	<b>RESISTORS GROUP</b>			
RL901	214 0203 008	Relay (NA12W-K)		1	R101	247 2005 903	Carbon chip 100 ohm 1/16W	RM73B--101JT
W708,709	205 1034 010	M3 Screw terminal		2	R102,103	247 2006 960	Carbon chip 470 ohm 1/16W	RM73B--471JT
W726	203 0525 003	1P SIN cord Ass'y		1	R104-107	247 2007 927	Carbon chip 820 ohm 1/16W	RM73B--821JT
W731	203 0463 000	1P SIN con. Ass'y		1	R109,110	247 2007 927	Carbon chip 820 ohm 1/16W	RM73B--821JT
					R111	247 2005 903	Carbon chip 100 ohm 1/16W	RM73B--101JT
					R112	247 2007 943	Carbon chip 1 kohm 1/16W	RM73B--102JT
					R113	247 2005 974	Carbon chip 200 ohm 1/16W	RM73B--201JT

Ref. No.	Part No.	Part Name	Remarks	Ref. No.	Part No.	Part Name	Remarks
R114	247 2006 928	Carbon chip 300 ohm 1/16W	RM73B--301JT		247 2018 903	Carbon chip 0 ohm 1/16W	RM73B--0R0KT For E2
R115	247 2006 973	Carbon chip 510 ohm 1/16W	RM73B--511JT		247 2007 943	Carbon chip 1 kohm 1/16W	RM73B--102JT For E1,E1H
R116	247 2007 943	Carbon chip 1 kohm 1/16W	RM73B--102JT		247 2009 909	Carbon chip 4.7 kohm 1/16W	RM73B--472JT (1608) For E1C,EUT
R117-119	247 2008 955	Carbon chip 3 kohm 1/16W	RM73B--302JT		247 2018 903	Carbon chip 0 ohm 1/16W	RM73B--0R0KT For EU,982,EC
R120,121	247 2007 901	Carbon chip 680 ohm 1/16W	RM73B--681JT		247 2009 912	Carbon chip 5.1 kohm 1/16W	RM73B--512JT For E1,E1H
R123,124	247 2010 956	Carbon chip 20 kohm 1/16W	RM73B--203JT		247 2009 909	Carbon chip 4.7 kohm 1/16W	RM73B--472JT (1608) For E1C,EUT
R125	247 2007 943	Carbon chip 1 kohm 1/16W	RM73B--102JT	R348	247 2018 903	Carbon chip 0 ohm 1/16W	RM73B--0R0KT For EU,982,EC
R126	247 2005 974	Carbon chip 200 ohm 1/16W	RM73B--201JT		247 2009 912	Carbon chip 5.1 kohm 1/16W	RM73B--512JT For E1,E1H
R127	247 2006 928	Carbon chip 300 ohm 1/16W	RM73B--301JT		247 2009 909	Carbon chip 4.7 kohm 1/16W	RM73B--472JT (1608) For E1C,EUT
R128	247 2006 973	Carbon chip 510 ohm 1/16W	RM73B--511JT	R349	247 2018 903	Carbon chip 0 ohm 1/16W	RM73B--0R0KT
R129	247 2007 943	Carbon chip 1 kohm 1/16W	RM73B--102JT	R350	247 2009 983	Carbon chip 10 kohm 1/16W	RM73B--103JT
R139	247 2007 943	Carbon chip 1 kohm 1/16W	RM73B--102JT	R351,352	247 2012 925	Carbon chip 100 kohm 1/16W	RM73B--104JT
R140	247 2005 903	Carbon chip 100 ohm 1/16W	RM73B--101JT	R354	247 2013 908	Carbon chip 220 kohm 1/16W	RM73B--224JT
R141,142	247 2009 909	Carbon chip 4.7 kohm 1/16W	RM73B--472JT (1608)	R355	247 2012 925	Carbon chip 100 kohm 1/16W	RM73B--104JT
R153-155	247 2011 984	Carbon chip 68 kohm 1/16W	RM73B--683JT	R356	247 2009 983	Carbon chip 10 kohm 1/16W	RM73B--103JT
R156,157	247 2005 903	Carbon chip 100 ohm 1/16W	RM73B--101JT	R357-360	247 2012 925	Carbon chip 100 kohm 1/16W	RM73B--104JT
R158,159	247 2011 984	Carbon chip 68 kohm 1/16W	RM73B--683JT	R361,362	247 2009 909	Carbon chip 4.7 kohm 1/16W	RM73B--472JT (1608)
R160	247 2009 909	Carbon chip 4.7 kohm 1/16W	RM73B--472JT (1608)	R363-365	247 2005 903	Carbon chip 100 ohm 1/16W	RM73B--101JT
R162-170	247 2011 984	Carbon chip 68 kohm 1/16W	RM73B--683JT	R366,367	247 2009 983	Carbon chip 10 kohm 1/16W	RM73B--103JT
R171	247 2009 909	Carbon chip 4.7 kohm 1/16W	RM73B--472JT (1608)	R368	247 2007 943	Carbon chip 1 kohm 1/16W	RM73B--102JT
R173,174	247 2011 984	Carbon chip 68 kohm 1/16W	RM73B--683JT	R372	247 2007 943	Carbon chip 1 kohm 1/16W	RM73B--102JT
R175,176	247 2011 942	Carbon chip 47 kohm 1/16W	RM73B--473JT	R373	247 2007 943	Carbon chip 1 kohm 1/16W	RM73B--102JT For EU,982,EC
R177-181	247 2011 984	Carbon chip 68 kohm 1/16W	RM73B--683JT		247 2009 983	Carbon chip 10 kohm 1/16W	RM73B--103JT For E2,E1,E1H,E1C,EUT
R182	247 2009 983	Carbon chip 10 kohm 1/16W	RM73B--103JT	R374	247 2009 983	Carbon chip 10 kohm 1/16W	RM73B--103JT For EU,982,EC
R183-212	247 2011 984	Carbon chip 68 kohm 1/16W	RM73B--683JT		247 2012 925	Carbon chip 100 kohm 1/16W	RM73B--104JT For E2,E1,E1H,E1C,EUT
R213	247 2011 942	Carbon chip 47 kohm 1/16W	RM73B--473JT	R375	241 2387 908	Carbon film 1 ohm 1/4W(NB)	RD14B2E010JNBST
R302-307	247 2009 983	Carbon chip 10 kohm 1/16W	RM73B--103JT	R376	247 2009 983	Carbon chip 10 kohm 1/16W	RM73B--103JT
R308	247 2005 903	Carbon chip 100 ohm 1/16W	RM73B--101JT	R378	247 2009 983	Carbon chip 10 kohm 1/16W	RM73B--103JT
R309,310	247 2009 983	Carbon chip 10 kohm 1/16W	RM73B--103JT	R379	247 2008 926	Carbon chip 2.2 kohm 1/16W	RM73B--222JT
R311	247 2007 943	Carbon chip 1 kohm 1/16W	RM73B--102JT	R380-383	247 2009 983	Carbon chip 10 kohm 1/16W	RM73B--103JT
R312	247 2009 983	Carbon chip 10 kohm 1/16W	RM73B--103JT	R384	247 2007 972	Carbon chip 1.3 kohm 1/16W	RM73B--132JT For E1,E1H
R313	247 2007 943	Carbon chip 1 kohm 1/16W	RM73B--102JT For E2	R385	247 2018 903	Carbon chip 0 ohm 1/16W	RM73B--0R0KT
R314,315	247 2009 983	Carbon chip 10 kohm 1/16W	RM73B--103JT	R387	247 2018 903	Carbon chip 0 ohm 1/16W	RM73B--0R0KT
R316	247 2005 903	Carbon chip 100 ohm 1/16W	RM73B--101JT	R390	247 2009 983	Carbon chip 10 kohm 1/16W	RM73B--103JT
R318	247 2005 903	Carbon chip 100 ohm 1/16W	RM73B--101JT	R391,392	247 2007 943	Carbon chip 1 kohm 1/16W	RM73B--102JT
R320	247 2005 903	Carbon chip 100 ohm 1/16W	RM73B--101JT	R393,394	247 2012 925	Carbon chip 100 kohm 1/16W	RM73B--104JT
R321	247 2009 983	Carbon chip 10 kohm 1/16W	RM73B--103JT	R401	247 2002 964	Carbon chip 10 ohm 1/16W	RM73B--100JT For E2
R324-326	247 2009 909	Carbon chip 4.7 kohm 1/16W	RM73B--472JT (1608)	R402,403	247 2009 983	Carbon chip 10 kohm 1/16W	RM73B--103JT For E2
R327	247 2009 983	Carbon chip 10 kohm 1/16W	RM73B--103JT	R404	247 2008 913	Carbon chip 2 kohm 1/16W	RM73B--202JT
R329	247 2009 983	Carbon chip 10 kohm 1/16W	RM73B--103JT	R406	247 2009 983	Carbon chip 10 kohm 1/16W	RM73B--103JT For E2
R330	247 2005 903	Carbon chip 100 ohm 1/16W	RM73B--101JT				
R331	247 2009 983	Carbon chip 10 kohm 1/16W	RM73B--103JT				
R333,334	247 2009 983	Carbon chip 10 kohm 1/16W	RM73B--103JT				
R335	247 2011 942	Carbon chip 47 kohm 1/16W	RM73B--473JT				
R340	247 2009 909	Carbon chip 4.7 kohm 1/16W	RM73B--472JT (1608)				
R341,342	247 2009 983	Carbon chip 10 kohm 1/16W	RM73B--103JT				
R343,344	247 2005 903	Carbon chip 100 ohm 1/16W	RM73B--101JT				
R345	247 2018 903	Carbon chip 0 ohm 1/16W	RM73B--0R0KT				
R346	247 2005 903	Carbon chip 100 ohm 1/16W	RM73B--101JT				

Ref. No.	Part No.	Part Name	Remarks	Ref. No.	Part No.	Part Name	Remarks
R407	247 2009 909	Carbon chip 4.7 kohm 1/16W	RM73B--472JT (1608) For E2	C392	257 0509 929	Ceramic chip 1000 pF/50V	CK73B1H102KT For EU,982,EC,E2
<b>CAPACITORS GROUP</b>				C398	257 0506 951	Ceramic chip 100 pF/50V	CC73CH1H101JT
C102	257 0512 903	Ceramic chip 0.1 uF/25V	CK73F1E104ZT	C400	254 4538 900	Electrolytic 10 uF/16V	CE04W1C100MT SMG/RE3
C103	254 4193 905	Electrolytic 10 uF/16V	CE04W1C100MT (SRA)	C401	257 0511 904	Ceramic chip 0.01 uF/50V	CK73F1H103ZT
C104	254 4196 944	Electrolytic 1 uF/50V	CE04W1H010MT (SRA)	C405	257 0516 909	Ceramic chip 0.022 uF/25V	CK73B1E223KT
C107	256 1058 971	Metalized 0.1 uF/50V	CF93A1H104JT (JL)	C411,412	257 0504 924	Ceramic chip 27 pF/50V	CC73CH1H270JT For E2
C109	254 4196 999	Electrolytic 22 uF/50V	CE04W1H220MT (SRA)	C416	257 0516 909	Ceramic chip 0.022 uF/25V	CK73B1E223KT For EU,982,EC, E1,E1H,E1C,EUT
C110-113	257 0511 904	Ceramic chip 0.01 uF/50V	CK73F1H103ZT		257 0509 929	Ceramic chip 1000 pF/50V	CK73B1H102KT For E2
C115	257 0511 904	Ceramic chip 0.01 uF/50V	CK73F1H103ZT	C417,418	254 4524 943	Electrolytic 1 uF/50V	CE04W1H010MT SMG/RE3 For E2
C117	257 0509 929	Ceramic chip 1000 pF/50V	CK73B1H102KT	C419	254 4538 900	Electrolytic 10 uF/16V	CE04W1C100MT SMG/RE3 For E2
C120	257 0504 937	Ceramic chip 30 pF/50V	CC73CH1H300JT	C420	257 0516 909	Ceramic chip 0.022 uF/25V	CK73B1E223KT For EU,982,EC
C121	254 4193 905	Electrolytic 10 uF/16V	CE04W1C100MT (SRA)		257 0509 929	Ceramic chip 1000 pF/50V	CK73B1H102KT For E2
C122	257 0511 917	Ceramic chip 0.022 uF/50V	CK73F1H223ZT	C421	257 0508 933	Ceramic chip 560 pF/50V	CC73CH1H561JT For E2
C125	257 0511 904	Ceramic chip 0.01 uF/50V	CK73F1H103ZT	C423,424	254 4524 985	Electrolytic 10 uF/50V	CE04W1H100MT SMG/RE3
C127	254 4525 926	Electrolytic 100 uF/50V	CE04W1H010MT SMG/RE3	C492	257 0509 929	Ceramic chip 1000 pF/50V	CK73B1H102KT
C301	257 0509 929	Ceramic chip 1000 pF/50V	CK73B1H102KT	C493	257 0507 976	Ceramic chip 330 pF/50V	CC73CH1H331JT For E2
C304	257 0516 909	Ceramic chip 0.022 uF/25V	CK73B1E223KT For E1,E1H,E1C,EUT	C983	257 0516 909	Ceramic chip 0.022 uF/25V	CK73B1E223KT
C309	257 0516 909	Ceramic chip 0.022 uF/25V	CK73B1E223KT For EU,982,EC,E2	<b>OTHER PARTS GROUP</b>			
C313	257 0516 909	Ceramic chip 0.022 uF/25V	CK73B1E223KT	CW077	205 1000 015	7P FJ connector plug	1
C318	257 0516 909	Ceramic chip 0.022 uF/25V	CK73B1E223KT For E1,E1H,E1C,EUT	CW142,143	205 1165 002	14P connector plug (TMC-D)	2
C324	257 0516 909	Ceramic chip 0.022 uF/25V	CK73B1E223KT For EU,982,EC,E2	CX061	205 0943 018	6P connector base (TUC-P)	1
C339	254 4536 957	Electrolytic 470 uF/10V	CE04W1A471MT SMG/RE3	CX072	205 0943 021	7P connector base (TUC-P)	1
C340	257 0512 903	Ceramic chip 0.1 uF/25V	CK73F1E104ZT	CX081,082	205 0884 096	8P connector base (TUC-P)	2
C341	254 4538 939	Electrolytic 47 uF/16V	CE04W1C470MT SMG/RE3	CX086	205 0884 096	8P connector base (TUC-P)	1
C342	257 0511 920	Ceramic chip 0.047 uF/50V	CK73F1H473ZT	CX093,094	205 0884 038	9P connector base (TUC-P)	2
C348	254 4538 939	Electrolytic 47 uF/16V	CE04W1C470MT SMG/RE3	CX103	205 0884 054	10P connector base (TUC-P)	1
C349	257 0511 904	Ceramic chip 0.01 uF/50V	CK73F1H103ZT	CX111	205 0884 067	11P connector base (TUC-P)	1
C350	256 1058 984	Metalized 0.12 uF/50V	CF93A1H124JT (JL)	CX114	205 1091 024	11P connector base (TWG-P)	1
C352	254 4522 903	Electrolytic 4.7 uF/35V	CE04W1V4R7MT SMG/RE3	CX119	205 0884 067	11P connector base (TUC-P)	1
C353	257 0511 904	Ceramic chip 0.01 uF/50V	CK73F1H103ZT	CX121,122	205 0884 070	12P connector base (TUC-P)	2
C354	254 4213 937	Electrolytic 100 uF/6.3V	CE04W0J101MT (SRA)	CX124	205 0884 070	12P connector base (TUC-P)	1
C355	257 0511 904	Ceramic chip 0.01 uF/50V	CK73F1H103ZT	CX131	205 1091 037	13P connector base (TWG-P)	1
C357	254 4534 713	Electrolytic 3300 uF/6.3V	CE04W0J332MC SMG/RE3 For EU,982,EC	CX142,143	205 1164 003	14P connector socket (TMC-D)	2
	259 0007 702	Back up cap. 8200 uF/5.5V	SB CAP==822=C For E2,E1,E1H,E1C,EUT	CX151	205 0884 041	15P connector base (TUC-P)	1
C358	257 0509 929	Ceramic chip 1000 pF/50V	CK73B1H102KT	CX152,153	205 0884 041	15P connector base (TUC-P)	2
C359	254 4533 934	Electrolytic 220 uF/6.3V	CE04W0J221MT SMG/RE3	CX192	205 1091 008	19P connector base (TWG-P)	1
C376	257 0509 929	Ceramic chip 1000 pF/50V	CK73B1H102KT	CX932	205 1121 033	3P connector base-L (5268)	1
C377	254 4538 900	Electrolytic 10 uF/16V	CE04W1C100MT SMG/RE3				
C378	257 0509 929	Ceramic chip 1000 pF/50V	CK73B1H102KT For EU,982,EC,E2				
C380	257 0516 909	Ceramic chip 0.022 uF/25V	CK73B1E223KT				
C390	256 1058 971	Metalized 0.1 uF/50V	CF93A1H104JT (JL)				

## 1U-3371 REGULATOR UNIT ASS'Y

Ref. No.	Part No.	Part Name	Remarks	Q'ty	Ref. No.	Part No.	Part Name	Remarks
FB304,305	235 0049 900	Beads inductor		2	<b>SEMICONDUCTORS GROUP</b>			
FL101	393 8033 007	FLD (CM1690C)		1	IC901,902	263 1100 005	IC KIA7805API	
L101	235 0070 995	Inductor 220uH		1	IC905	263 1100 021	IC KIA7812API	
L102	235 0070 953	Inductor 68uH		1	IC906	263 1099 022	IC KIA7912PI	
L308	247 2005 987	Carbon chip 220 ohm 1/16W	RM73B--221JT	1	IC907	263 1100 005	IC KIA7805API	
L313-315	247 2005 987	Carbon chip 220 ohm 1/16W	RM73B--221JT	3	IC909	263 1099 006	IC KIA7905PI	
L319	247 2005 987	Carbon chip 220 ohm 1/16W	RM73B--221JT	1	TR501-504	273 0460 905	Transistor KTC2875B	
S101-112	212 5611 903	Tact switch		12	TR511-514	273 0460 905	Transistor KTC2875B	
S113	212 0373 000	Rotary encoder EC16B		1	TR521-524	273 0460 905	Transistor KTC2875B	
S114	212 0422 003	Rotary encoder		1	TR531-534	273 0460 905	Transistor KTC2875B	
S115	212 5611 903	Tact switch		1	TR541-544	273 0460 905	Transistor KTC2875B	
W724	203 0526 002	1P contact ass'y		1	TR581,582	273 0429 904	Transistor 2SC3311A	
XL302	399 0532 902	Ceramic 12.5 MHz	CST12.5MTW-TF01	1	TR584	269 0020 906	Transistor DTC114ES(10K-10K)	
XL401	399 0178 007	Crystal 4.332 MHz	For E2	1	TR585,586	273 0429 904	Transistor 2SC3311A	
					TR901	273 0429 904	Transistor 2SC3311A	
					TR904	272 0158 007	Transistor 2SB/KTB778(R/O)	
					TR918	272 0158 007	Transistor 2SB/KTB778(R/O)	
					D903,904	276 0432 903	Diode 1SS270A	
					D913-915	276 0305 001	Diode S4VB20	
					D918,919	276 0432 903	Diode 1SS270A	
					PT901	279 0034 054	Posistor PTH9M04BC222TS2F333	
					<b>RESISTORS GROUP</b>			
					R501-504	247 2006 960	Carbon chip 470 ohm 1/16W	RM73B--471JT For EU,982,EC
						247 2006 973	Carbon chip 510 ohm 1/16W	RM73B--511JT For E2,E1,E1H,E1C,EUT
					R505,506	247 2012 925	Carbon chip 100 kohm 1/16W	RM73B--104JT For EU,982,EC
						247 2008 984	Carbon chip 3.9 kohm 1/16W	RM73B--392JT For E2,E1,E1H,E1C,EUT
					R507,508	247 2009 983	Carbon chip 10 kohm 1/16W	RM73B--103JT
					R509,510	247 2010 969	Carbon chip 22 kohm 1/16W	RM73B--223JT
					R511	247 2006 960	Carbon chip 470 ohm 1/16W	RM73B--471JT For EU,982,EC
						247 2006 973	Carbon chip 510 ohm 1/16W	RM73B--511JT For E2,E1,E1H,E1C,EUT
					R512	247 2006 960	Carbon chip 470 ohm 1/16W	RM73B--471JT
					R513	247 2006 960	Carbon chip 470 ohm 1/16W	RM73B--471JT For EU,982,EC
						247 2006 973	Carbon chip 510 ohm 1/16W	RM73B--511JT For E2,E1,E1H,E1C,EUT
					R514	247 2006 960	Carbon chip 470 ohm 1/16W	RM73B--471JT
					R515	247 2012 925	Carbon chip 100 kohm 1/16W	RM73B--104JT For EU,982,EC
						247 2008 984	Carbon chip 3.9 kohm 1/16W	RM73B--392JT For E2,E1,E1H,E1C,EUT
					R516	247 2012 925	Carbon chip 100 kohm 1/16W	RM73B--104JT
					R517,518	247 2009 983	Carbon chip 10 kohm 1/16W	RM73B--103JT



Ref. No.	Part No.	Part Name	Remarks	Ref. No.	Part No.	Part Name	Remarks
R519,520	247 2010 969	Carbon chip 22 kohm 1/16W	RM73B--223JT	<b>CAPACITORS GROUP</b>			
R521-524	247 2006 960	Carbon chip 470 ohm 1/16W	RM73B--471JT For EU,982,EC	C501-504	254 4538 913	Electrolytic 22 uF/16V	CE04W1C220MT SMG/RE3 For EU,982,EC
	247 2006 973	Carbon chip 510 ohm 1/16W	RM73B--511JT For E2,E1,E1H,E1C,EUT		254 4538 942	Electrolytic 100 uF/16V	CE04W1C101MT SMG/RE3 For E2,E1,E1H,E1C,EUT
R525,526	247 2012 925	Carbon chip 100 kohm 1/16W	RM73B--104JT For EU,982,EC	C507	254 4524 943	Electrolytic 1 uF/50V	CE04W1H010MT SMG/RE3
	247 2008 984	Carbon chip 3.9 kohm 1/16W	RM73B--392JT For E2,E1,E1H,E1C,EUT	C511	254 4538 913	Electrolytic 22 uF/16V	CE04W1C220MT SMG/RE3 For EU,982,EC
R527,528	247 2009 983	Carbon chip 10 kohm 1/16W	RM73B--103JT		254 4538 942	Electrolytic 100 uF/16V	CE04W1C101MT SMG/RE3 For E2,E1,E1H,E1C,EUT
R529,530	247 2010 969	Carbon chip 22 kohm 1/16W	RM73B--223JT	C512	254 4538 913	Electrolytic 22 uF/16V	CE04W1C220MT SMG/RE3
R531-534	247 2006 960	Carbon chip 470 ohm 1/16W	RM73B--471JT For EU,982,EC	C513	254 4538 913	Electrolytic 22 uF/16V	CE04W1C220MT SMG/RE3 For EU,982,EC
	247 2006 973	Carbon chip 510 ohm 1/16W	RM73B--511JT For E2,E1,E1H,E1C,EUT		254 4538 942	Electrolytic 100 uF/16V	CE04W1C101MT SMG/RE3 For E2,E1,E1H,E1C,EUT
R535,536	247 2012 925	Carbon chip 100 kohm 1/16W	RM73B--104JT For EU,982,EC	C514	254 4538 913	Electrolytic 22 uF/16V	CE04W1C220MT SMG/RE3
	247 2008 984	Carbon chip 3.9 kohm 1/16W	RM73B--392JT For E2,E1,E1H,E1C,EUT	C521-524	254 4538 913	Electrolytic 22 uF/16V	CE04W1C220MT SMG/RE3 For EU,982,EC
					254 4538 942	Electrolytic 100 uF/16V	CE04W1C101MT SMG/RE3 For E2,E1,E1H,E1C,EUT
R537,538	247 2009 983	Carbon chip 10 kohm 1/16W	RM73B--103JT	C527	254 4524 943	Electrolytic 1 uF/50V	CE04W1H010MT SMG/RE3
R539,540	247 2010 969	Carbon chip 22 kohm 1/16W	RM73B--223JT	C531-534	254 4538 913	Electrolytic 22 uF/16V	CE04W1C220MT SMG/RE3 For EU,982,EC
R541-544	247 2006 960	Carbon chip 470 ohm 1/16W	RM73B--471JT		254 4538 942	Electrolytic 100 uF/16V	CE04W1C101MT SMG/RE3 For E2,E1,E1H,E1C,EUT
R545,546	247 2012 925	Carbon chip 100 kohm 1/16W	RM73B--104JT	C541-544	254 4538 913	Electrolytic 22 uF/16V	CE04W1C220MT SMG/RE3
R547,548	247 2009 983	Carbon chip 10 kohm 1/16W	RM73B--103JT	C591,592	254 4524 943	Electrolytic 1 uF/50V	CE04W1H010MT SMG/RE3
R549,550	247 2010 969	Carbon chip 22 kohm 1/16W	RM73B--223JT	C901	253 1181 904	Ceramic 0.01 uF/50V	CK45F1H103ZT(DD-3)
R551,552	247 2012 925	Carbon chip 100 kohm 1/16W	RM73B--104JT For EU,982,EC	C902	254 4541 939	Electrolytic 47 uF/25V	CE04W1E470MT SMG/RE3
	247 2009 909	Carbon chip 4.7 kohm 1/16W	RM73B--472JT (1608) For E2,E1,E1H,E1C,EUT	C903	254 4538 939	Electrolytic 47 uF/16V	CE04W1C470MT SMG/RE3
R553,554	247 2005 987	Carbon chip 220 ohm 1/16W	RM73B--221JT	C904	253 9039 906	Ceramic 0.1 uF/25V	CK45=1E104ZT(DD-3)
R555	247 2012 925	Carbon chip 100 kohm 1/16W	RM73B--104JT For EU,982,EC	C906	253 1181 904	Ceramic 0.01 uF/50V	CK45F1H103ZT(DD-3)
	247 2009 909	Carbon chip 4.7 kohm 1/16W	RM73B--472JT (1608) For E2,E1,E1H,E1C,EUT	C908	254 4538 939	Electrolytic 47 uF/16V	CE04W1C470MT SMG/RE3
R556	247 2012 925	Carbon chip 100 kohm 1/16W	RM73B--104JT	C910	253 1181 904	Ceramic 0.01 uF/50V	CK45F1H103ZT(DD-3)
R557,558	247 2005 987	Carbon chip 220 ohm 1/16W	RM73B--221JT	C911	254 4538 939	Electrolytic 47 uF/16V	CE04W1C470MT SMG/RE3
R559,560	247 2012 925	Carbon chip 100 kohm 1/16W	RM73B--104JT For EU,982,EC	C916,917	254 4541 939	Electrolytic 47 uF/25V	CE04W1E470MT SMG/RE3
	247 2009 909	Carbon chip 4.7 kohm 1/16W	RM73B--472JT (1608) For E2,E1,E1H,E1C,EUT	C927	254 4472 707	Electrolytic 4700 uF/16V	CE04W1C472MC (SMG)
R561,562	247 2005 987	Carbon chip 220 ohm 1/16W	RM73B--221JT	C930	253 1181 904	Ceramic 0.01 uF/50V	CK45F1H103ZT(DD-3)
R563,564	247 2012 925	Carbon chip 100 kohm 1/16W	RM73B--104JT For EU,982,EC	C931	254 4406 702	Electrolytic 3300 uF/16V	CE04W1C332MC(SMG)
	247 2009 909	Carbon chip 4.7 kohm 1/16W	RM73B--472JT (1608) For E2,E1,E1H,E1C,EUT	C934	254 4403 734	Electrolytic 4700 uF/25V	CE04W1E472MC(SMG)
R565,566	247 2005 987	Carbon chip 220 ohm 1/16W	RM73B--221JT	C935	254 4403 718	Electrolytic 1000 uF/25V	CE04W1E102MC (SMG)
R567,568	247 2012 925	Carbon chip 100 kohm 1/16W	RM73B--104JT	C936-939	256 1058 971	Metalized 0.1 uF/50V	CF93A1H104JT (JL)
R569,570	247 2005 987	Carbon chip 220 ohm 1/16W	RM73B--221JT	C940,941	256 1058 971	Metalized 0.1 uF/50V	CF93A1H104JT (JL)
R586-594	247 2018 903	Carbon chip 0 ohm 1/16W	RM73B--0R0KT	C942	254 4538 939	Electrolytic 47 uF/16V	CE04W1C470MT SMG/RE3
R910	241 2376 919	Carbon film 30 ohm 1/4W(NB)	RD14B2E300JNBST	C948	254 4539 718	Electrolytic 2200 uF/16V	CE04W1C222MC SMG/RE3
R949	241 2376 919	Carbon film 30 ohm 1/4W(NB)	RD14B2E300JNBST	C952	254 4524 943	Electrolytic 1 uF/50V	CE04W1H010MT SMG/RE3

## 1U-3373 DSP/VIDEO UNIT ASS'Y

Ref. No.	Part No.	Part Name	Remarks	Q'ty	Ref. No.	Part No.	Part Name	Remarks	
<b>OTHER PARTS GROUP</b>					<b>SEMICONDUCTORS GROUP</b>				
CW045	205 0885 082	4P connector socket (TUC-P)		1	IC107	262 2545 006	IC TC9274N-011		
CW054-058	205 0885 008	5P connector socket (TUC-P)		5	IC108	262 2033 000	IC TC9273N-004		
CW076	205 0942 022	7P connector socket (TUC-P)		1	IC109	263 0896 909	IC NJM2068MD		
CW096	205 0885 037	9P connector socket (TUC-P)		1	IC112	263 0615 902	IC BA15218F		
CW125	205 0885 079	12P connector socket (TUC-P)		1	IC251,252	262 2826 903	IC BU4051BCF		
CW151	205 0885 040	15P connector socket (TUC-P)		1	IC253,254	263 1082 903	IC TK15420MTL		
CW154	205 0885 040	15P connector socket (TUC-P)		1	IC255	262 2012 908	IC BU4052BCFT1		
CX031	205 0321 038	3P connector base (KR-PH RED)		1	IC256	262 2013 907	IC BU4053BCFT1		
CX073	205 0343 074	7P connector base (KR-PH)		1	IC257	263 1082 903	IC TK15420MTL		
CX091	205 0233 090	9P EH connector base		1	IC301	262 2983 105	IC TMP93CS40F		
CX113	205 1091 024	11P connector base (TWG-P)		1	IC451	262 2827 902	IC MM74HC4053SJ		
CX116	205 1091 024	11P connector base (TWG-P)		1	IC452	263 0682 003	IC NJM2229S		
CX154	205 0884 041	15P connector base (TUC-P)		1	IC453	262 2808 002	IC M35015-210SP		
CX159	205 0770 045	15P FFC base (SIDE)		1	IC501-503	263 1082 903	IC TK15420MTL		
CX191	205 1091 008	19P connector base (TWG-P)		1	IC504-507	262 2826 903	IC BU4051BCF		
CY021	205 0581 001	2P VH connector base	For E2,E1, E1H,E1C,EUT	1	IC508	263 1082 903	IC TK15420MTL		
△ F11-15	206 1039 076	Fuse 2.5A	For EU,982, EC,EUT	5	IC509,510	262 2012 908	IC BU4052BCFT1		
△	206 1015 032	Fuse 2.5A	For E2,E1, E1H,E1C	5	IC511	263 1082 903	IC TK15420MTL		
FF901-905	202 0040 909	Fuse clip		5	IC601	262 2747 901	IC AD1854JRSRL		
FH901-905	202 0040 909	Fuse clip		5	IC602	262 2950 002	IC AK4527BVQ		
JK501	204 8543 006	6P pin jack		1	IC701	263 0896 909	IC NJM2068MD		
JK502	204 8540 009	4P pin jack		1	IC721	263 0896 909	IC NJM2068MD		
△ S901	212 1030 009	Power switch (TV-5)	For E2,E1, E1H,E1C,EUT	1	IC741	263 0896 909	IC NJM2068MD		
ST101	—	Style pin		1	IC761	263 0896 909	IC NJM2068MD		
ST501	205 1034 010	M3 Screw terminal		1	IC800	262 2675 015	IC LC89055W		
	415 0309 026	P.V.C. tube(L=20)	For PT901	1	IC801	262 2608 901	IC TC74VHC123AFT		
	513 2585 074	Fuse label	For F11-15 For E2,E1,E1H,E1C	5	IC804	262 2870 904	IC 74LVX157MTC		
					IC807	262 2519 906	IC SN74LV00APW-EL2		
					IC809	262 2557 900	IC SN74LV14APW-EL2		
					IC811,812	263 0934 900	IC BA4510F		
					IC813	262 2781 909	IC SN74LV4040APW		
					IC814	262 2949 903	IC CS493292-CL		
					IC815,816	262 2660 907	IC SN74AHC574PW		
					IC817	262 3010 006	IC AT49LV002-70TC		
					IC818	262 2959 906	IC SN74LV244APW		
					IC819	263 1048 002	IC BA033T		
					IC823	262 2376 903	IC TC74HCT7007AF		
					IC824	263 1129 905	IC NJM2391DL1		
					IC825	262 2959 906	IC SN74LV244APW		
					TR305	269 0082 902	Transistor DTC114EK		
					TR453,454	269 0048 904	Transistor DTC143EK		
					TR455,456	273 0384 900	Transistor 2SC2412K(S)		

Ref. No.	Part No.	Part Name	Remarks	Ref. No.	Part No.	Part Name	Remarks
TR501	271 0300 904	Transistor KTA1266GR			247 2006 960	Carbon chip 470 ohm 1/16W	RM73B--471JT
TR502	269 0020 906	Transistor DTC114ES(10K-10K)					For E2,E1,E1H,E1C,EUT
TR503	269 0082 902	Transistor DTC114EK		R163,164	247 2015 964	Carbon chip 2.7 Mohm 1/16W	RM73B--275KT
TR601	269 0083 901	Transistor DTA114EK		R173,174	247 2015 964	Carbon chip 2.7 Mohm 1/16W	RM73B--275KT
TR602	269 0082 902	Transistor DTC114EK		R175,176	247 2006 960	Carbon chip 470 ohm 1/16W	RM73B--471JT
TR603-607	269 0083 901	Transistor DTA114EK		R177,178	247 2015 964	Carbon chip 2.7 Mohm 1/16W	RM73B--275KT
TR701-704	273 0460 905	Transistor KTC2875B		R179,180	247 2006 960	Carbon chip 470 ohm 1/16W	RM73B--471JT
TR721-724	273 0460 905	Transistor KTC2875B		R181,182	247 2015 964	Carbon chip 2.7 Mohm 1/16W	RM73B--275KT
TR741-744	273 0460 905	Transistor KTC2875B		R183,184	247 2006 960	Carbon chip 470 ohm 1/16W	RM73B--471JT
TR761-764	273 0460 905	Transistor KTC2875B		R187-190	247 2012 996	Carbon chip 200 kohm 1/16W	RM73B--204JT
D251,252	276 0559 909	Diode DAP202KT146		R191,192	247 2005 903	Carbon chip 100 ohm 1/16W	RM73B--101JT
D453	276 0560 901	Diode DAN202KT146		R195,196	247 2018 903	Carbon chip 0 ohm 1/16W	RM73B--0R0KT
D457,458	276 0559 909	Diode DAP202KT146		R197-200	247 2005 903	Carbon chip 100 ohm 1/16W	RM73B--101JT
D459	276 0559 909	Diode DAP202KT146		R201,202	247 2012 925	Carbon chip 100 kohm 1/16W	RM73B--104JT
D501,502	276 0559 909	Diode DAP202KT146		R203-206	247 2012 996	Carbon chip 200 kohm 1/16W	RM73B--204JT
D601	276 0560 901	Diode DAN202KT146		R207-210	247 2005 903	Carbon chip 100 ohm 1/16W	RM73B--101JT
D603	276 0560 901	Diode DAN202KT146		R235,236	247 2018 903	Carbon chip 0 ohm 1/16W	RM73B--0R0KT
<b>RESISTORS GROUP</b>				R251-255	247 2004 975	Carbon chip 75 ohm 1/16W	RM73B--750JT
R101,102	247 2005 903	Carbon chip 100 ohm 1/16W	RM73B--101JT	R256-258	247 2010 969	Carbon chip 22 kohm 1/16W	RM73B--223JT
			For EU,982,EC	R259-261	247 2004 975	Carbon chip 75 ohm 1/16W	RM73B--750JT
	247 2006 960	Carbon chip 470 ohm 1/16W	RM73B--471JT	R263	247 2005 903	Carbon chip 100 ohm 1/16W	RM73B--101JT
			For E2,E1,E1H,E1C,EUT	R264	247 2009 983	Carbon chip 10 kohm 1/16W	RM73B--103JT
R103,104	247 2015 964	Carbon chip 2.7 Mohm 1/16W	RM73B--275KT	R265	247 2006 973	Carbon chip 510 ohm 1/16W	RM73B--511JT
R113,114	247 2005 903	Carbon chip 100 ohm 1/16W	RM73B--101JT	R266	247 2006 986	Carbon chip 560 ohm 1/16W	RM73B--561JT
			For EU,982,EC	R268	247 2002 964	Carbon chip 10 ohm 1/16W	RM73B--100JT
	247 2006 960	Carbon chip 470 ohm 1/16W	RM73B--471JT	R269-271	247 2008 913	Carbon chip 2 kohm 1/16W	RM73B--202JT
			For E2,E1,E1H,E1C,EUT	R275-277	247 2009 983	Carbon chip 10 kohm 1/16W	RM73B--103JT
R115,116	247 2015 964	Carbon chip 2.7 Mohm 1/16W	RM73B--275KT	R278-280	247 2005 903	Carbon chip 100 ohm 1/16W	RM73B--101JT
R125,126	247 2005 903	Carbon chip 100 ohm 1/16W	RM73B--101JT	R281	247 2009 983	Carbon chip 10 kohm 1/16W	RM73B--103JT
			For EU,982,EC	R282,283	247 2005 903	Carbon chip 100 ohm 1/16W	RM73B--101JT
	247 2006 960	Carbon chip 470 ohm 1/16W	RM73B--471JT	R284	247 2009 983	Carbon chip 10 kohm 1/16W	RM73B--103JT
			For E2,E1,E1H,E1C,EUT	R285	247 2008 913	Carbon chip 2 kohm 1/16W	RM73B--202JT
R127,128	247 2015 964	Carbon chip 2.7 Mohm 1/16W	RM73B--275KT	R286	247 2006 973	Carbon chip 510 ohm 1/16W	RM73B--511JT
R137,138	247 2005 903	Carbon chip 100 ohm 1/16W	RM73B--101JT	R287	247 2006 999	Carbon chip 620 ohm 1/16W	RM73B--621JT
			For EU,982,EC	R291	247 2009 983	Carbon chip 10 kohm 1/16W	RM73B--103JT
	247 2006 960	Carbon chip 470 ohm 1/16W	RM73B--471JT	R292	247 2002 964	Carbon chip 10 ohm 1/16W	RM73B--100JT
			For E2,E1,E1H,E1C,EUT	R293	247 2018 903	Carbon chip 0 ohm 1/16W	RM73B--0R0KT
R139,140	247 2015 964	Carbon chip 2.7 Mohm 1/16W	RM73B--275KT	R301,302	247 2009 983	Carbon chip 10 kohm 1/16W	RM73B--103JT
R149,150	247 2005 903	Carbon chip 100 ohm 1/16W	RM73B--101JT	R303	247 2003 989	Carbon chip 33 ohm 1/16W	RM73B--330JT
			For EU,982,EC	R304	247 2009 909	Carbon chip 4.7 kohm 1/16W	RM73B--472JT (1608)
	247 2006 960	Carbon chip 470 ohm 1/16W	RM73B--471JT	R305,306	247 2003 989	Carbon chip 33 ohm 1/16W	RM73B--330JT
			For E2,E1,E1H,E1C,EUT	R307	247 2009 983	Carbon chip 10 kohm 1/16W	RM73B--103JT
R151,152	247 2015 964	Carbon chip 2.7 Mohm 1/16W	RM73B--275KT	R308	247 2003 989	Carbon chip 33 ohm 1/16W	RM73B--330JT
R161,162	247 2005 903	Carbon chip 100 ohm 1/16W	RM73B--101JT	R309	247 2009 983	Carbon chip 10 kohm 1/16W	RM73B--103JT
			For EU,982,EC	R311,312	247 2003 989	Carbon chip 33 ohm 1/16W	RM73B--330JT
	247 2006 960	Carbon chip 470 ohm 1/16W	RM73B--471JT	R313	247 2009 983	Carbon chip 10 kohm 1/16W	RM73B--103JT
			For E2,E1,E1H,E1C,EUT	R314-327	247 2003 989	Carbon chip 33 ohm 1/16W	RM73B--330JT
R151,152	247 2015 964	Carbon chip 2.7 Mohm 1/16W	RM73B--275KT	R328	247 2009 983	Carbon chip 10 kohm 1/16W	RM73B--103JT
R161,162	247 2005 903	Carbon chip 100 ohm 1/16W	RM73B--101JT	R331	247 2018 903	Carbon chip 0 ohm 1/16W	RM73B--0R0KT
			For EU,982,EC	R334	247 2018 903	Carbon chip 0 ohm 1/16W	RM73B--0R0KT

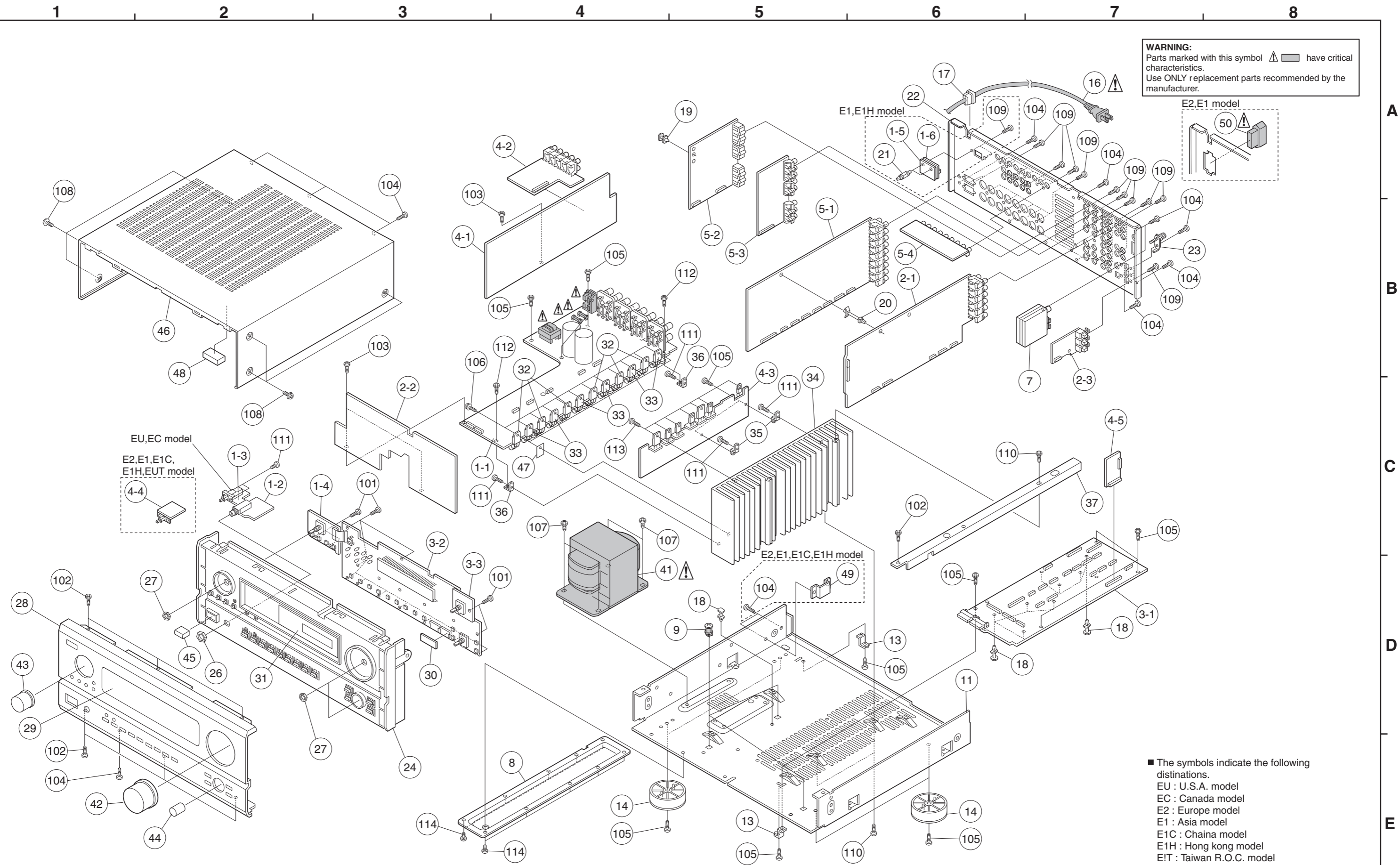
Ref. No.	Part No.	Part Name	Remarks	Ref. No.	Part No.	Part Name	Remarks
R336	247 2009 983	Carbon chip 10 kohm 1/16W	RM73B--103JT	R549,550	247 2009 983	Carbon chip 10 kohm 1/16W	RM73B--103JT
R337	247 2011 942	Carbon chip 47 kohm 1/16W	RM73B--473JT	R551-554	247 2005 903	Carbon chip 100 ohm 1/16W	RM73B--101JT
R338	247 2009 983	Carbon chip 10 kohm 1/16W	RM73B--103JT	R555,556	247 2009 983	Carbon chip 10 kohm 1/16W	RM73B--103JT
R342	247 2009 983	Carbon chip 10 kohm 1/16W	RM73B--103JT	R557	247 2006 973	Carbon chip 510 ohm 1/16W	RM73B--511JT
R345,346	247 2018 903	Carbon chip 0 ohm 1/16W	RM73B--0R0KT	R558	247 2006 960	Carbon chip 470 ohm 1/16W	RM73B--471JT
R348-351	247 2009 983	Carbon chip 10 kohm 1/16W	RM73B--103JT	R559	247 2006 999	Carbon chip 620 ohm 1/16W	RM73B--621JT
R452	247 2018 903	Carbon chip 0 ohm 1/16W	RM73B--0R0KT	R560	247 2006 986	Carbon chip 560 ohm 1/16W	RM73B--561JT
R453	247 2008 926	Carbon chip 2.2 kohm 1/16W	RM73B--222JT	R563,564	247 2004 920	Carbon chip 47 ohm 1/16W	RM73B--470JT
R454	247 2007 943	Carbon chip 1 kohm 1/16W	RM73B--102JT	R565,566	247 2006 986	Carbon chip 560 ohm 1/16W	RM73B--561JT
R455	247 2008 900	Carbon chip 1.8 kohm 1/16W	RM73B--182JT	R569,570	247 2006 960	Carbon chip 470 ohm 1/16W	RM73B--471JT
R456	247 2002 964	Carbon chip 10 ohm 1/16W	RM73B--100JT	R571,572	247 2009 983	Carbon chip 10 kohm 1/16W	RM73B--103JT
R457	247 2009 983	Carbon chip 10 kohm 1/16W	RM73B--103JT	R573,574	247 2005 903	Carbon chip 100 ohm 1/16W	RM73B--101JT
R458	247 2007 943	Carbon chip 1 kohm 1/16W	RM73B--102JT	R577-582	247 2009 983	Carbon chip 10 kohm 1/16W	RM73B--103JT
R459	247 2013 982	Carbon chip 470 kohm 1/16W	RM73B--474JT	R583	247 2009 967	Carbon chip 8.2 kohm 1/16W	RM73B--822JT
R460	247 2011 900	Carbon chip 33 kohm 1/16W	RM73B--333JT	R584	247 2007 969	Carbon chip 1.2 kohm 1/16W	RM73B--122JT
R461	247 2006 944	Carbon chip 390 ohm 1/16W	RM73B--391JT	R585	247 2011 942	Carbon chip 47 kohm 1/16W	RM73B--473JT
R462	247 2007 985	Carbon chip 1.5 kohm 1/16W	RM73B--152JT	R586	244 2052 960	Metal oxide 220 ohm 1W	RS14B3A221JNBST(S)
R463	247 2009 983	Carbon chip 10 kohm 1/16W	RM73B--103JT	R587	247 2009 967	Carbon chip 8.2 kohm 1/16W	RM73B--822JT
R464	247 2011 955	Carbon chip 51 kohm 1/16W	RM73B--513JT	R590,591	247 2009 909	Carbon chip 4.7 kohm 1/16W	RM73B--472JT (1608)
R465	247 2009 954	Carbon chip 7.5 kohm 1/16W	RM73B--752JT	R592	247 2007 943	Carbon chip 1 kohm 1/16W	RM73B--102JT
R466	247 2018 903	Carbon chip 0 ohm 1/16W	RM73B--0R0KT	R601-603	247 2018 903	Carbon chip 0 ohm 1/16W	RM73B--0R0KT
R468	247 2018 903	Carbon chip 0 ohm 1/16W	RM73B--0R0KT	R604-606	247 2009 983	Carbon chip 10 kohm 1/16W	RM73B--103JT
R469-477	247 2012 925	Carbon chip 100 kohm 1/16W	RM73B--104JT	R607-610	247 2018 903	Carbon chip 0 ohm 1/16W	RM73B--0R0KT
R478-480	247 2018 903	Carbon chip 0 ohm 1/16W	RM73B--0R0KT	R612,613	247 2009 983	Carbon chip 10 kohm 1/16W	RM73B--103JT
R482	247 2018 903	Carbon chip 0 ohm 1/16W	RM73B--0R0KT	R614,615	247 2018 903	Carbon chip 0 ohm 1/16W	RM73B--0R0KT
R483	247 2003 934	Carbon chip 20 ohm 1/16W	RM73B--200JT	R618,619	247 2007 943	Carbon chip 1 kohm 1/16W	RM73B--102JT
R487	247 2018 903	Carbon chip 0 ohm 1/16W	RM73B--0R0KT	R621	247 2018 903	Carbon chip 0 ohm 1/16W	RM73B--0R0KT
R488	247 2009 967	Carbon chip 8.2 kohm 1/16W	RM73B--822JT	R624,625	247 2018 903	Carbon chip 0 ohm 1/16W	RM73B--0R0KT
R489	247 2009 983	Carbon chip 10 kohm 1/16W	RM73B--103JT	R626	247 2005 903	Carbon chip 100 ohm 1/16W	RM73B--101JT
R490,491	247 2005 903	Carbon chip 100 ohm 1/16W	RM73B--101JT	R627,628	247 2018 903	Carbon chip 0 ohm 1/16W	RM73B--0R0KT
R501	247 2004 975	Carbon chip 75 ohm 1/16W	RM73B--750JT	R699,700	247 2009 912	Carbon chip 5.1 kohm 1/16W	RM73B--512JT
R502	247 2005 945	Carbon chip 150 ohm 1/16W	RM73B--151JT	R701-704	247 2008 984	Carbon chip 3.9 kohm 1/16W	RM73B--392JT
R503	247 2004 975	Carbon chip 75 ohm 1/16W	RM73B--750JT	R705,706	247 2009 912	Carbon chip 5.1 kohm 1/16W	RM73B--512JT
R504	247 2005 945	Carbon chip 150 ohm 1/16W	RM73B--151JT	R707-710	247 2008 900	Carbon chip 1.8 kohm 1/16W	RM73B--182JT
R505	247 2004 975	Carbon chip 75 ohm 1/16W	RM73B--750JT	R713,714	247 2006 986	Carbon chip 560 ohm 1/16W	RM73B--561JT
R506	247 2005 945	Carbon chip 150 ohm 1/16W	RM73B--151JT	R715,716	247 2008 942	Carbon chip 2.7 kohm 1/16W	RM73B--272JT
R507	247 2004 975	Carbon chip 75 ohm 1/16W	RM73B--750JT	R717,718	247 2012 925	Carbon chip 100 kohm 1/16W	RM73B--104JT
R508	247 2005 945	Carbon chip 150 ohm 1/16W	RM73B--151JT	R719,720	247 2005 974	Carbon chip 200 ohm 1/16W	RM73B--201JT
R509	247 2004 975	Carbon chip 75 ohm 1/16W	RM73B--750JT	R721,722	247 2012 925	Carbon chip 100 kohm 1/16W	RM73B--104JT
R510	247 2005 945	Carbon chip 150 ohm 1/16W	RM73B--151JT	R723-730	247 2009 909	Carbon chip 4.7 kohm 1/16W	RM73B--472JT (1608)
R511-516	247 2010 969	Carbon chip 22 kohm 1/16W	RM73B--223JT	R731,732	247 2007 927	Carbon chip 820 ohm 1/16W	RM73B--821JT
R517-522	247 2004 975	Carbon chip 75 ohm 1/16W	RM73B--750JT	R733,734	247 2012 925	Carbon chip 100 kohm 1/16W	RM73B--104JT
R523-527	247 2005 945	Carbon chip 150 ohm 1/16W	RM73B--151JT	R735,736	247 2018 903	Carbon chip 0 ohm 1/16W	RM73B--0R0KT
R529,530	247 2008 913	Carbon chip 2 kohm 1/16W	RM73B--202JT	R737,738	247 2005 974	Carbon chip 200 ohm 1/16W	RM73B--201JT
R533,534	247 2009 983	Carbon chip 10 kohm 1/16W	RM73B--103JT	R741,742	247 2012 925	Carbon chip 100 kohm 1/16W	RM73B--104JT
R535,536	247 2005 903	Carbon chip 100 ohm 1/16W	RM73B--101JT	R743-750	247 2009 909	Carbon chip 4.7 kohm 1/16W	RM73B--472JT (1608)
R537,538	247 2008 913	Carbon chip 2 kohm 1/16W	RM73B--202JT	R751,752	247 2007 927	Carbon chip 820 ohm 1/16W	RM73B--821JT
R541,542	247 2009 983	Carbon chip 10 kohm 1/16W	RM73B--103JT	R753,754	247 2012 925	Carbon chip 100 kohm 1/16W	RM73B--104JT
R543,544	247 2005 903	Carbon chip 100 ohm 1/16W	RM73B--101JT	R755,756	247 2018 903	Carbon chip 0 ohm 1/16W	RM73B--0R0KT
R545,546	247 2008 913	Carbon chip 2 kohm 1/16W	RM73B--202JT	R757,758	247 2005 974	Carbon chip 200 ohm 1/16W	RM73B--201JT


Ref. No.	Part No.	Part Name	Remarks	Ref. No.	Part No.	Part Name	Remarks
R761,762	247 2012 925	Carbon chip 100 kohm 1/16W	RM73B--104JT	R955-957	247 2004 920	Carbon chip 47 ohm 1/16W	RM73B--470JT
R763-770	247 2009 909	Carbon chip 4.7 kohm 1/16W	RM73B--472JT (1608)	R961,962	247 2004 920	Carbon chip 47 ohm 1/16W	RM73B--470JT
R771,772	247 2007 927	Carbon chip 820 ohm 1/16W	RM73B--821JT	R963	247 2005 903	Carbon chip 100 ohm 1/16W	RM73B--101JT
R773,774	247 2012 925	Carbon chip 100 kohm 1/16W	RM73B--104JT	R965	247 2005 903	Carbon chip 100 ohm 1/16W	RM73B--101JT
R775,776	247 2018 903	Carbon chip 0 ohm 1/16W	RM73B--0R0KT	R966	247 2004 920	Carbon chip 47 ohm 1/16W	RM73B--470JT
R777,778	247 2005 974	Carbon chip 200 ohm 1/16W	RM73B--201JT	<b>CAPACITORS GROUP</b>			
R780	247 2011 942	Carbon chip 47 kohm 1/16W	RM73B--473JT	C101,102	257 0507 976	Ceramic chip 330 pF/50V	CC73CH1H331JT For E2,E1,E1H,E1C,EUT
R781,782	247 2005 974	Carbon chip 200 ohm 1/16W	RM73B--201JT	C113,114	257 0507 976	Ceramic chip 330 pF/50V	CC73CH1H331JT For E2,E1,E1H,E1C,EUT
R783-798	247 2011 900	Carbon chip 33 kohm 1/16W	RM73B--333JT	C125,126	257 0507 976	Ceramic chip 330 pF/50V	CC73CH1H331JT For E2,E1,E1H,E1C,EUT
R799	247 2011 942	Carbon chip 47 kohm 1/16W	RM73B--473JT	C137,138	257 0507 976	Ceramic chip 330 pF/50V	CC73CH1H331JT For E2,E1,E1H,E1C,EUT
R800-805	247 2009 983	Carbon chip 10 kohm 1/16W	RM73B--103JT	C149,150	257 0507 976	Ceramic chip 330 pF/50V	CC73CH1H331JT For E2,E1,E1H,E1C,EUT
R806	247 2008 968	Carbon chip 3.3 kohm 1/16W	RM73B--332JT	C161,162	257 0507 976	Ceramic chip 330 pF/50V	CC73CH1H331JT For E2,E1,E1H,E1C,EUT
R807,808	247 2009 983	Carbon chip 10 kohm 1/16W	RM73B--103JT	C167-172	257 0506 951	Ceramic chip 100 pF/50V	CC73CH1H101JT
R810,811	247 2009 909	Carbon chip 4.7 kohm 1/16W	RM73B--472JT (1608)	C173,174	257 0511 904	Ceramic chip 0.01 uF/50V	CK73F1H103ZT
R813	247 2009 983	Carbon chip 10 kohm 1/16W	RM73B--103JT	C177	256 1059 954	Metalized 0.47 uF/50V	CF93A1H474JT (JL)
R815	247 2009 983	Carbon chip 10 kohm 1/16W	RM73B--103JT	C178	257 0511 904	Ceramic chip 0.01 uF/50V	CK73F1H103ZT
R816	247 2018 903	Carbon chip 0 ohm 1/16W	RM73B--0R0KT	C185,186	254 4524 943	Electrolytic 1 uF/50V	CE04W1H010MT SMG/RE3
R817	247 2009 967	Carbon chip 8.2 kohm 1/16W	RM73B--822JT	C187	257 0507 934	Ceramic chip 220 pF/50V	CC73CH1H221JT
R818	247 2008 955	Carbon chip 3 kohm 1/16W	RM73B--302JT	C188	257 0509 929	Ceramic chip 1000 pF/50V	CK73B1H102KT
R819	247 2009 912	Carbon chip 5.1 kohm 1/16W	RM73B--512JT	C189,190	254 4524 985	Electrolytic 10 uF/50V	CE04W1H100MT SMG/RE3
R820	247 2004 975	Carbon chip 75 ohm 1/16W	RM73B--750JT	C193,194	254 4524 943	Electrolytic 1 uF/50V	CE04W1H010MT SMG/RE3
R822-825	247 2004 920	Carbon chip 47 ohm 1/16W	RM73B--470JT	C195,196	254 4524 998	Electrolytic 22 uF/50V	CE04W1H220MT SMG/RE3
R826,827	247 2009 909	Carbon chip 4.7 kohm 1/16W	RM73B--472JT (1608)		254 4538 942	Electrolytic 100 uF/16V	For EU,982,EC, E1,E1H,E1C,EUT CE04W1C101MT SMG/RE3
R828	247 2009 983	Carbon chip 10 kohm 1/16W	RM73B--103JT	C197,198	254 4538 900	Electrolytic 10 uF/16V	For E2 CE04W1C100MT SMG/RE3
R829	247 2011 900	Carbon chip 33 kohm 1/16W	RM73B--333JT	C251-254	257 0511 904	Ceramic chip 0.01 uF/50V	CK73F1H103ZT
R830	247 2014 965	Carbon chip 1 Mohm 1/16W	RM73B--105JT	C255	254 4536 928	Electrolytic 100 uF/10V	CE04W1A101MT SMG/RE3
R831	247 2011 900	Carbon chip 33 kohm 1/16W	RM73B--333JT	C257-260	254 4538 939	Electrolytic 47 uF/16V	CE04W1C470MT SMG/RE3
R832	247 2014 965	Carbon chip 1 Mohm 1/16W	RM73B--105JT	C261,262	257 0511 904	Ceramic chip 0.01 uF/50V	CK73F1H103ZT
R833,834	247 2005 903	Carbon chip 100 ohm 1/16W	RM73B--101JT	C263	254 4536 928	Electrolytic 100 uF/10V	CE04W1A101MT SMG/RE3
R835	247 2004 920	Carbon chip 47 ohm 1/16W	RM73B--470JT	C265	254 4538 939	Electrolytic 47 uF/16V	CE04W1C470MT SMG/RE3
R837,838	247 2009 909	Carbon chip 4.7 kohm 1/16W	RM73B--472JT (1608)	C266	254 4536 928	Electrolytic 100 uF/10V	CE04W1A101MT SMG/RE3
R839,840	247 2009 938	Carbon chip 6.2 kohm 1/16W	RM73B--622JT	C267	254 4538 939	Electrolytic 47 uF/16V	CE04W1C470MT SMG/RE3
R841,842	247 2011 942	Carbon chip 47 kohm 1/16W	RM73B--473JT	C269-272	257 0512 903	Ceramic chip 0.1 uF/25V	CK73F1E104ZT
R843,844	247 2010 943	Carbon chip 18 kohm 1/16W	RM73B--183JT	C273	254 4524 943	Electrolytic 1 uF/50V	CE04W1H010MT SMG/RE3
R847,848	247 2009 909	Carbon chip 4.7 kohm 1/16W	RM73B--472JT (1608)	C277,278	257 0511 904	Ceramic chip 0.01 uF/50V	CK73F1H103ZT
R849	247 2018 903	Carbon chip 0 ohm 1/16W	RM73B--0R0KT	C301,302	257 0511 920	Ceramic chip 0.047 uF/50V	CK73F1H473ZT
R854	247 2018 903	Carbon chip 0 ohm 1/16W	RM73B--0R0KT	C306	257 0512 903	Ceramic chip 0.1 uF/25V	CK73F1E104ZT
R856	247 2004 920	Carbon chip 47 ohm 1/16W	RM73B--470JT	C307	254 4524 943	Electrolytic 1 uF/50V	CE04W1H010MT SMG/RE3
R860	247 2004 920	Carbon chip 47 ohm 1/16W	RM73B--470JT	C311	257 0511 904	Ceramic chip 0.01 uF/50V	CK73F1H103ZT
R863	247 2005 903	Carbon chip 100 ohm 1/16W	RM73B--101JT	C312	257 0512 903	Ceramic chip 0.1 uF/25V	CK73F1E104ZT
R869-872	247 2009 909	Carbon chip 4.7 kohm 1/16W	RM73B--472JT (1608)				
R873-876	247 2006 960	Carbon chip 470 ohm 1/16W	RM73B--471JT				
R877-884	247 2012 925	Carbon chip 100 kohm 1/16W	RM73B--104JT				
R896	247 2003 947	Carbon chip 22 ohm 1/16W	RM73B--220JT				
R897	247 2007 943	Carbon chip 1 kohm 1/16W	RM73B--102JT				
R898	247 2005 903	Carbon chip 100 ohm 1/16W	RM73B--101JT				
R924	247 2009 909	Carbon chip 4.7 kohm 1/16W	RM73B--472JT (1608)				
R925-948	247 2005 903	Carbon chip 100 ohm 1/16W	RM73B--101JT				
R949	247 2018 903	Carbon chip 0 ohm 1/16W	RM73B--0R0KT				
R951	247 2018 903	Carbon chip 0 ohm 1/16W	RM73B--0R0KT				

Ref. No.	Part No.	Part Name	Remarks	Ref. No.	Part No.	Part Name	Remarks
C313	254 4524 943	Electrolytic 1 uF/50V	CE04W1H010MT SMG/RE3	C622	257 0506 951	Ceramic chip 100 pF/50V	CC73CH1H101JT
C451	254 4538 900	Electrolytic 10 uF/16V	CE04W1C100MT SMG/RE3	C623	257 0512 903	Ceramic chip 0.1 uF/25V	CK73F1E104ZT
C452,453	257 0511 920	Ceramic chip 0.047 uF/50V	CK73F1H473ZT	C624	254 4536 928	Electrolytic 100 uF/10V	CE04W1A101MT SMG/RE3
C457	257 0504 940	Ceramic chip 33 pF/50V	CC73CH1H330JT	C625	254 4524 956	Electrolytic 2.2 uF/50V	CE04W1H2R2MT SMG/RE3
C458	257 0501 901	Ceramic chip 0.01 uF/50V	CK73B1H103KT (1608)	C626	257 0512 903	Ceramic chip 0.1 uF/25V	CK73F1E104ZT
C459,460	257 0503 925	Ceramic chip 10 pF/50V	CC73CH1H100DT	C627	254 4538 900	Electrolytic 10 uF/16V	CE04W1C100MT SMG/RE3
C461	255 1265 978	Mylar film 0.022 uF/50V	CQ93M1H223JT(B)	C628	257 0512 903	Ceramic chip 0.1 uF/25V	CK73F1E104ZT
C462	254 4524 972	Electrolytic 4.7 uF/50V	CE04W1H4R7MT SMG/RE3	C701-704	257 0508 933	Ceramic chip 560 pF/50V	CC73CH1H561JT
C463	257 0506 951	Ceramic chip 100 pF/50V	CC73CH1H101JT	C705,706	257 0506 919	Ceramic chip 68 pF/50V	CC73CH1H680JT
C464	254 4524 943	Electrolytic 1 uF/50V	CE04W1H010MT SMG/RE3	C707,708	257 0507 918	Ceramic chip 180 pF/50V	CC73CH1H181JT
C465	254 4538 900	Electrolytic 10 uF/16V	CE04W1C100MT SMG/RE3	C709,710	255 1264 940	Mylar film 2200 pF/50V	CQ93M1H222JT(B)
C466	255 1264 908	Mylar film 1000 pF/50V	CQ93M1H102JT(B)	C711,712	254 4524 998	Electrolytic 22 uF/50V	CE04W1H220MT SMG/RE3
C467	254 4536 928	Electrolytic 100 uF/10V	CE04W1A101MT SMG/RE3	C721,722	254 4524 985	Electrolytic 10 uF/50V	CE04W1H100MT SMG/RE3
C468	257 0511 904	Ceramic chip 0.01 uF/50V	CK73F1H103ZT	C723-726	257 0508 959	Ceramic chip 680 pF/25V	CC73CH1E681JT
C469	255 1264 911	Mylar film 1200 pF/50V	CQ93M1H122JT(B)	C727,728	254 4524 998	Electrolytic 22 uF/50V	CE04W1H220MT SMG/RE3
C470	257 0506 993	Ceramic chip 150 pF/50V	CC73CH1H151JT	C729,730	255 1264 982	Mylar film 4700 pF/50V	CQ93M1H472JT(B)
C471	254 4524 943	Electrolytic 1 uF/50V	CE04W1H010MT SMG/RE3	C741,742	254 4524 985	Electrolytic 10 uF/50V	CE04W1H100MT SMG/RE3
C472	256 1058 955	Metalized 0.068 uF/50V	CF93A1H683JT (JL)	C743-746	257 0508 959	Ceramic chip 680 pF/25V	CC73CH1E681JT
C473	257 0508 917	Ceramic chip 470 pF/50V	CC73CH1H471JT	C747,748	254 4524 998	Electrolytic 22 uF/50V	CE04W1H220MT SMG/RE3
C474	257 0510 918	Ceramic chip 3300 pF/50V	CK73B1H332KT	C749,750	255 1264 982	Mylar film 4700 pF/50V	CQ93M1H472JT(B)
C478	257 0512 903	Ceramic chip 0.1 uF/25V	CK73F1E104ZT	C761,762	254 4524 985	Electrolytic 10 uF/50V	CE04W1H100MT SMG/RE3
C479	254 4524 943	Electrolytic 1 uF/50V	CE04W1H010MT SMG/RE3	C763-766	257 0508 959	Ceramic chip 680 pF/25V	CC73CH1E681JT
C480-483	257 0512 903	Ceramic chip 0.1 uF/25V	CK73F1E104ZT	C767,768	254 4524 998	Electrolytic 22 uF/50V	CE04W1H220MT SMG/RE3
C484	257 0509 929	Ceramic chip 1000 pF/50V	CK73B1H102KT	C769,770	255 1264 982	Mylar film 4700 pF/50V	CQ93M1H472JT(B)
C486,487	257 0504 940	Ceramic chip 33 pF/50V	CC73CH1H330JT	C781	254 4524 985	Electrolytic 10 uF/50V	CE04W1H100MT SMG/RE3
C488	254 4536 928	Electrolytic 100 uF/10V	CE04W1A101MT SMG/RE3	C782,783	257 0512 903	Ceramic chip 0.1 uF/25V	CK73F1E104ZT
C489	257 0511 904	Ceramic chip 0.01 uF/50V	CK73F1H103ZT	C784	254 4524 985	Electrolytic 10 uF/50V	CE04W1H100MT SMG/RE3
C490	254 4538 900	Electrolytic 10 uF/16V	CE04W1C100MT SMG/RE3	C787	254 4524 901	Electrolytic 0.1 uF/50V	CE04W1H0R1MT SMG/RE3
C501-504	254 4538 939	Electrolytic 47 uF/16V	CE04W1C470MT SMG/RE3	C789	254 4524 901	Electrolytic 0.1 uF/50V	CE04W1H0R1MT SMG/RE3
C505-512	257 0511 904	Ceramic chip 0.01 uF/50V	CK73F1H103ZT	C800-803	257 0512 903	Ceramic chip 0.1 uF/25V	CK73F1E104ZT
C513,514	254 4536 928	Electrolytic 100 uF/10V	CE04W1A101MT SMG/RE3	C804	254 4524 943	Electrolytic 1 uF/50V	CE04W1H010MT SMG/RE3
C517,518	254 4538 939	Electrolytic 47 uF/16V	CE04W1C470MT SMG/RE3	C805,806	257 0512 903	Ceramic chip 0.1 uF/25V	CK73F1E104ZT
C519-524	257 0511 904	Ceramic chip 0.01 uF/50V	CK73F1H103ZT	C807	257 0511 904	Ceramic chip 0.01 uF/50V	CK73F1H103ZT
C525,526	254 4538 939	Electrolytic 47 uF/16V	CE04W1C470MT SMG/RE3	C808	257 0011 996	Ceramic chip 0.1 uF/25V	CK73B1E104KT
C529-531	254 4536 928	Electrolytic 100 uF/10V	CE04W1A101MT SMG/RE3	C809	257 0512 903	Ceramic chip 0.1 uF/25V	CK73F1E104ZT
C532,533	256 1058 939	Metalized 0.047 uF/50V	CF93A1H473JT (JL)	C810	257 0501 901	Ceramic chip 0.01 uF/50V	CK73B1H103KT (1608)
C534	254 4524 943	Electrolytic 1 uF/50V	CE04W1H010MT SMG/RE3	C811	254 4524 943	Electrolytic 1 uF/50V	CE04W1H010MT SMG/RE3
C535	256 1058 939	Metalized 0.047 uF/50V	CF93A1H473JT (JL)	C812,813	257 0512 903	Ceramic chip 0.1 uF/25V	CK73F1E104ZT
C536-539	257 0512 903	Ceramic chip 0.1 uF/25V	CK73F1E104ZT	C814	257 0511 904	Ceramic chip 0.01 uF/50V	CK73F1H103ZT
C540	254 4524 943	Electrolytic 1 uF/50V	CE04W1H010MT SMG/RE3	C815	254 4524 956	Electrolytic 2.2 uF/50V	CE04W1H2R2MT SMG/RE3
C541	257 0512 903	Ceramic chip 0.1 uF/25V	CK73F1E104ZT	C816	257 0508 917	Ceramic chip 470 pF/50V	CC73CH1H471JT
C588	257 0512 903	Ceramic chip 0.1 uF/25V	CK73F1E104ZT	C817	255 1265 936	Mylar film 0.01 uF/50V	CQ93M1H103JT(B)
C601	257 0512 903	Ceramic chip 0.1 uF/25V	CK73F1E104ZT	C818	257 0509 929	Ceramic chip 1000 pF/50V	CK73B1H102KT
C602	254 4524 985	Electrolytic 10 uF/50V	CE04W1H100MT SMG/RE3	C819	257 0511 904	Ceramic chip 0.01 uF/50V	CK73F1H103ZT
C604	257 0512 903	Ceramic chip 0.1 uF/25V	CK73F1E104ZT	C820	257 0512 903	Ceramic chip 0.1 uF/25V	CK73F1E104ZT
C605,606	254 4524 985	Electrolytic 10 uF/50V	CE04W1H100MT SMG/RE3	C821	257 0507 976	Ceramic chip 330 pF/50V	CC73CH1H331JT
C607	257 0512 903	Ceramic chip 0.1 uF/25V	CK73F1E104ZT	C822,823	257 0504 966	Ceramic chip 39 pF/50V	CC73CH1H390JT
C608	254 4524 985	Electrolytic 10 uF/50V	CE04W1H100MT SMG/RE3	C825	257 0511 904	Ceramic chip 0.01 uF/50V	CK73F1H103ZT
				C833	254 4524 943	Electrolytic 1 uF/50V	CE04W1H010MT SMG/RE3
				C834,835	254 4538 900	Electrolytic 10 uF/16V	CE04W1C100MT SMG/RE3

Ref. No.	Part No.	Part Name	Remarks	Ref. No.	Part No.	Part Name	Remarks	Q'ty	
C838	254 4524 943	Electrolytic 1 uF/50V	CE04W1H010MT SMG/RE3	<b>OTHER PARTS GROUP</b>					
C850,851	257 0511 904	Ceramic chip 0.01 uF/50V	CK73F1H103ZT	CW061	205 0942 019	6P connector socket (TUC-P)		1	
C856-859	257 0511 904	Ceramic chip 0.01 uF/50V	CK73F1H103ZT	CW072	205 0942 022	7P connector socket (TUC-P)		1	
C869,870	254 4524 943	Electrolytic 1 uF/50V	CE04W1H010MT SMG/RE3	CW081,082	205 0885 095	8P connector socket (TUC-P)		2	
C871,872	257 0509 929	Ceramic chip 1000 pF/50V	CK73B1H102KT	CW086	205 0885 095	8P connector socket (TUC-P)		1	
C873-876	254 4538 900	Electrolytic 10 uF/16V	CE04W1C100MT SMG/RE3	CW093	205 0885 037	9P connector socket (TUC-P)		1	
C877,878	257 0506 951	Ceramic chip 100 pF/50V	CC73CH1H101JT	CW111	205 0885 066	11P connector socket (TUC-P)		1	
C879,880	254 4538 900	Electrolytic 10 uF/16V	CE04W1C100MT SMG/RE3	CW121,122	205 0885 079	12P connector socket (TUC-P)		2	
C881,882	257 0506 951	Ceramic chip 100 pF/50V	CC73CH1H101JT	CW153	205 0885 040	15P connector socket (TUC-P)		1	
C885,886	254 4538 900	Electrolytic 10 uF/16V	CE04W1C100MT SMG/RE3	CX073	205 0343 074	7P connector base (KR-PH)		1	
C887,888	255 1264 908	Mylar film 1000 pF/50V	CQ93M1H102JT(B)	FB302-309	235 0130 903	Chip emifil (11A121)		8	
C894,895	257 0511 904	Ceramic chip 0.01 uF/50V	CK73F1H103ZT	FB458,459	235 0049 900	Beads inductor		2	
C913	257 0511 904	Ceramic chip 0.01 uF/50V	CK73F1H103ZT	FB708,709	235 0049 900	Beads inductor		2	
C915,916	257 0511 904	Ceramic chip 0.01 uF/50V	CK73F1H103ZT	FB803,804	235 0049 900	Beads inductor		2	
C917	257 0512 903	Ceramic chip 0.1 uF/25V	CK73F1E104ZT	FB807-813	235 0049 900	Beads inductor		7	
C919	257 0512 903	Ceramic chip 0.1 uF/25V	CK73F1E104ZT	FB815	235 0130 903	Chip emifil (11A121)		1	
C922-925	257 0512 903	Ceramic chip 0.1 uF/25V	CK73F1E104ZT	FB816	235 0049 900	Beads inductor		1	
C926	254 4536 928	Electrolytic 100 uF/10V	CE04W1A101MT SMG/RE3	FB817	235 0130 903	Chip emifil (11A121)		1	
C927	254 4536 928	Electrolytic 100 uF/10V	CE04W1A101MT SMG/RE3	JK106-108	204 8513 010	6P pin jack (S-GND)		3	
C928,929	254 4536 928	Electrolytic 100 uF/10V	CE04W1A101MT SMG/RE3	JK251	204 8516 017	3P pin jack		1	
C934	257 0511 904	Ceramic chip 0.01 uF/50V	CK73F1H103ZT	JK252	204 8583 008	2P pin jack (video)		1	
C935,936	257 0512 903	Ceramic chip 0.1 uF/25V	CK73F1E104ZT	JK253	204 8516 017	3P pin jack		1	
C937	257 0511 904	Ceramic chip 0.01 uF/50V	CK73F1H103ZT	JK401	204 8415 011	3P S-terminal		1	
C938	257 0512 903	Ceramic chip 0.1 uF/25V	CK73F1E104ZT	JK403,404	204 8414 012	2P S-terminal		2	
C939	257 0511 904	Ceramic chip 0.01 uF/50V	CK73F1H103ZT	JK407	205 0902 004	1P S-terminal (SW)		1	
				JK451-453	204 8581 000	3P pin jack (NI-COM.V)		3	
				L451	235 0060 963	Inductor 15uH		1	
				L801	235 0130 903	Chip emifil (11A121)		1	
				L803-807	235 0130 903	Chip emifil (11A121)		5	
				RL451-454	214 0203 008	Relay (NA12W-K)		4	
				S451	212 0408 001	Slide switch	For E1,E1H	1	
				X302	399 0532 902	Ceramic 12.5 MHz	CST12.5MTW-TF01	1	
				X451	399 0739 006	Crystal 14.32 MHz-RIBER		1	
				X452	399 0105 009	Ceramic resonator CSB503F2		1	
				X801	399 0219 021	Crystal 12.288 MHz		1	

EXPLODED VIEW



**WARNING:**  
 Parts marked with this symbol  have critical characteristics.  
 Use **ONLY** replacement parts recommended by the manufacturer.

EU, EC model  
 E2, E1, E1C,  
 E1H, EUT model

E1, E1H model

E2, E1 model

E2, E1, E1C, E1H model

■ The symbols indicate the following destinations.  
 EU : U.S.A. model  
 EC : Canada model  
 E2 : Europe model  
 E1 : Asia model  
 E1C : China model  
 E1H : Hong kong model  
 EIT : Taiwan R.O.C. model



# PARTS LIST OF EXPLODED VIEW

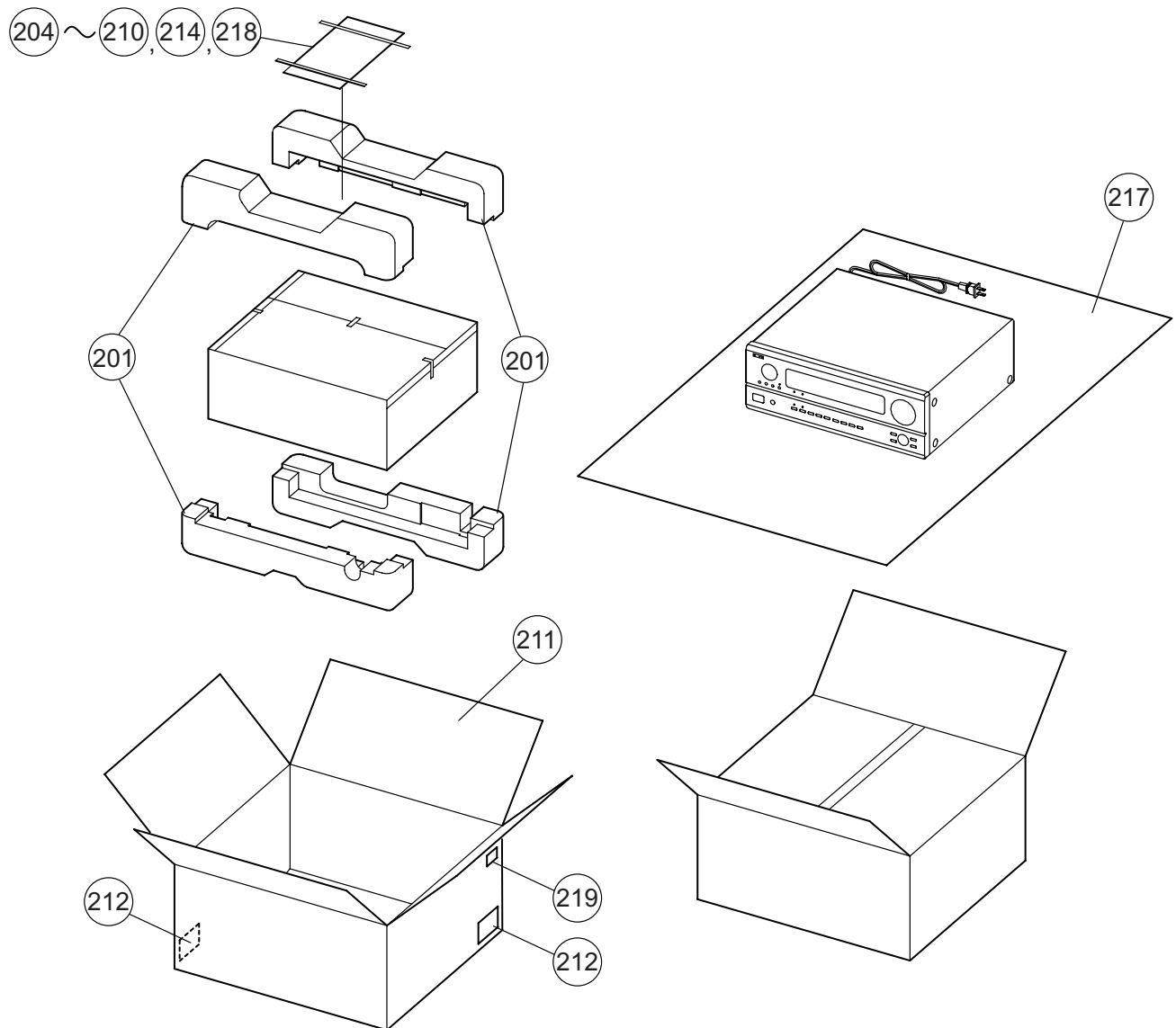
**Note :** The symbols in the column "Remarks" indicate the following destinations.

EU: U.S.A. model E1: Asia model  
 982: AVR-982 (U.S.A.) model E1H: Hong Kong model  
 EC: Canada model E1C: China model  
 E2: Europe model EUT: Taiwan R.O.C. model

Ref. No.	Part No.	Part Name	Remarks	Q'ty	Ref. No.	Part No.	Part Name	Remarks	Q'ty	
1	1U- 3368	Power unit ass'y	For EU,982,EC	1	△	206 2174 008	AC cord(E1C/VH)	For E1C	1	
	1U- 3368 B		For E2	1	17	445 0056 008	Cord bush		1	
	1U- 3368 A		For E1,E1H	1	18	412 2814 028	Card spacer(L=10)	For EU,982,EC,EUT	11	
	1U- 3368 F		For E1C	1				For E2,E1C	12	
	1U- 3368 E		For EUT	1				For E1,E1H	13	
1-1		Power unit			19	412 2814 031	Card spacer (L=4)		1	
1-2		H/P unit			20	409 0052 019	Holder (A)		1	
1-3		P.SW-1 unit	For EU,982,EC		21	449 0133 017	PWB holder	For E1,E1H	2	
1-4		Front unit			22	105 1384 075	Back panel	For EU,EC (Material:V2)	1	
1-5		Voltage sel-1 unit	For E1,E1H			105 1384 088	Back panel	For 982 (Material:V2)	1	
1-6		Voltage sel-2 unit	For E1,E1H			105 1384 020	Back panel	For E2	1	
2	1U- 3369	EXT.IN unit ass'y	For EU,982,EC	1		105 1384 033	Back panel	For E1,E1H	1	
	1U- 3369 B		For E2	1		105 1384 046	Back panel	For E1C	1	
	1U- 3369 A		For E1,E1H,E1C	1		105 1384 091	Back panel	For EUT	1	
	1U- 3369 E		For EUT	1		105 1384 091	Back panel	For EUT	1	
2-1		EXT.IN VR unit			23	205 1116 006	Terminal ass'y		1	
2-2		Connect unit			24	146 2214 158	Inner panel	For EU,982,EC (Material:V2)	1	
2-3		Digital in unit				146 2214 132	Inner panel	For Gold model	1	
3	1U- 3370	Control unit ass'y	For EU,982,EC	1		146 2214 129	Inner panel	For E2(Black model)	1	
	1U- 3370 B		For E2	1	26	475 6124 003	12 nut		1	
	1U- 3370 A		For E1,E1H	1	27	—	9 nut		3	
	1U- 3370 E		For E1C,EUT	1	28	144 2776 001	Front panel	For EU,EC	1	
3-1		Control unit				144 2776 014		For 982	1	
3-2		Display unit				144 2776 030		For E2(Gold model)	1	
3-3		VOL unit				144 2776 027		For E2(Black model)	1	
4	1U- 3371	Regulator unit ass'y	For EU,982,EC	1		144 2776 043		For E1,E1H,E1C,EUT	1	
	1U- 3371 A		For E2,E1,E1H,E1C	1	29	143 1127 001	Window		1	
	1U- 3371 E		For EUT	1	30	441 0949 090	Spacer		1	
4-1		AMP connect unit			31	146 2270 008	Blind sheet	For Gold model	1	
4-2		Pre out unit			32	272 0157 011	MP15P LF551	TR115,116,215, 216,315,415	6	
4-3		Regulator unit			33	274 0196 010	MN15N LF551	TR113,114,213, 214,313,413	6	
4-4		P.SW-2 unit	For E2,E1,E1H,E1C,EUT		34	417 0619 000	Radiator		1	
4-5		Tuner connect unit			35	412 4127 001	PWB bracket (B)		2	
5	1U- 3373	DSP/Video unit ass'y	For EU,982,EC	1	36	412 4825 002	Radiator bracket (L)		2	
	1U- 3373 B		For E2	1	37	412 4296 107	Radiator bracket		1	
	1U- 3373 A		For E1,E1H	1	△	233 6392 008	Power trans(Main/E3)	For EU,982,EC,EUT	1	
	1U- 3373 E		For E1C,EUT	1	△	233 6398 002	Power trans(Main/E2)	For E2	1	
5-1		Audio/DSP unit			△	233 6399 001	Power trans(Main/E1)	For E1,E1H	1	
5-2		S-Video unit			△	233 6400 000	Power trans-Main-220V	For E1C	1	
5-3		C-Video unit				42	112 0844 006	Knob (M) ass'y	For Black model	1
5-4		Component video unit				112 0844 019		For Gold model	1	
7	216 0113 000	AM FM tuner(E3)	For EU,982,EC, E1,E1H,E1C,EUT	1	43	112 0846 004	Knob (F) ass'y	For Black model	1	
	216 0114 009	AM FM tuner(E2)	For E2	1		112 0846 017		For Gold model	1	
8	412 4716 001	Support bracket		1	44	112 0848 002	Knob (S) ass'y	For Black model	1	
9	412 3548 005	P.W.B. catcher		3		112 0848 015		For Gold model	1	
11	411 1372 827	Main chassis		1	45	113 1873 105	Push knob	For Black model	1	
13	412 4210 002	Bracket		2		113 1873 118		For Gold model	1	
14	104 0194 289	Foot ass'y		4	46	102 0638 008	Top cover	For Black model	1	
△	206 2160 009	AC cord VH N/I E3	For EU,982,EC,EUT	1		102 0638 011		For Gold model	1	
△	206 2089 106	AC cord W/Con.E2	For E2	1	47	—	Mica sheet		12	
△	206 2175 007	AC cord(E1/VH)	For E1	1						
△	206 2177 005	AC cord(EK/VH)	For E1H	1						

Ref. No.	Part No.	Part Name	Remarks	Q'ty
48	461 0976 025	Rubber sheet		1
49	412 2955 107	Side bracket	For E2,E1,E1H,E1C	1
△	50	203 3981 000	AC outlet (E2)	1
★	203 5177 029	3P VH con.cord	For E2,E1,E1H (Out let)	1
★	203 2374 029	2P VA-VA cord	For E2,E1,E1H,E1C,EUT	1
★	131 9004 013	DENON mark	For Black model	1
★	131 9004 068	DENON mark	For Gold model	1
★	445 8004 007	Wire clamper	For EU,982,EC,E2,EUT For E1,E1H	3
			For E1C	4
			For E1C	2
★	513 3656 009	Fuse caution label	For EU,982,EC	1
★	477 0096 007	Push rivet	For E2,E1,E1H,E1C (SP Terminal)	16
★	GEN 4990 -9	Rating sub ass'y	For E1,E1H	1
★	513 3548 036	Rating label(T)	For EUT	1
★	515 8030 066	Preset label	For E1,E1H (AC cord)	1
<b>SCREWS</b>				
101	473 7500 015	3X8 CBTS (P)-Z		13
102	473 7501 001	3X10 CBTS (P)-Z		7
103	473 7501 030	3X20 CBTS (P)-Z		3
104	473 7015 018	3X8 CBTS (S)-B	For EU,982,EC,EUT For E2,E1,E1H,E1C	13
				15
105	473 7005 002	3X10 CBTS (S)-Z		18
106	477 0153 018	3X16 CPTS(B) SW W		12
107	473 7004 016	4X6 CBTS (S)-Z		4
108	473 8064 000	4X8 CBTS(B)-B-3P	For Black model	6
	473 8064 013	4X8 CBTS(B)-N-3P	For Gold model	6
109	477 0064 107	Fixing screw	For EU,982,EC, EUT,E1,E1H For E2,E1C	36
				34
110	473 8034 098	3X10 CBTS(B)-B		4
111	473 7500 028	3X8 CFTS (P)-Z		6
112	473 7002 034	3X6 CBTS (S)-B		2
113	473 8034 056	3X14 CBTS(B)Z		7
114	473 7002 005	3X6 CBTS(S)-Z		6

# PACKING VIEW



Note: The symbols in the column "Remarks" indicate the following destinations.  
 EU: U.S.A. model E1C: China model  
 EC: Canada model E1H: Hong Kong model  
 E2: Europe model EUT: Taiwan R.O.C. model  
 E1: Asia model

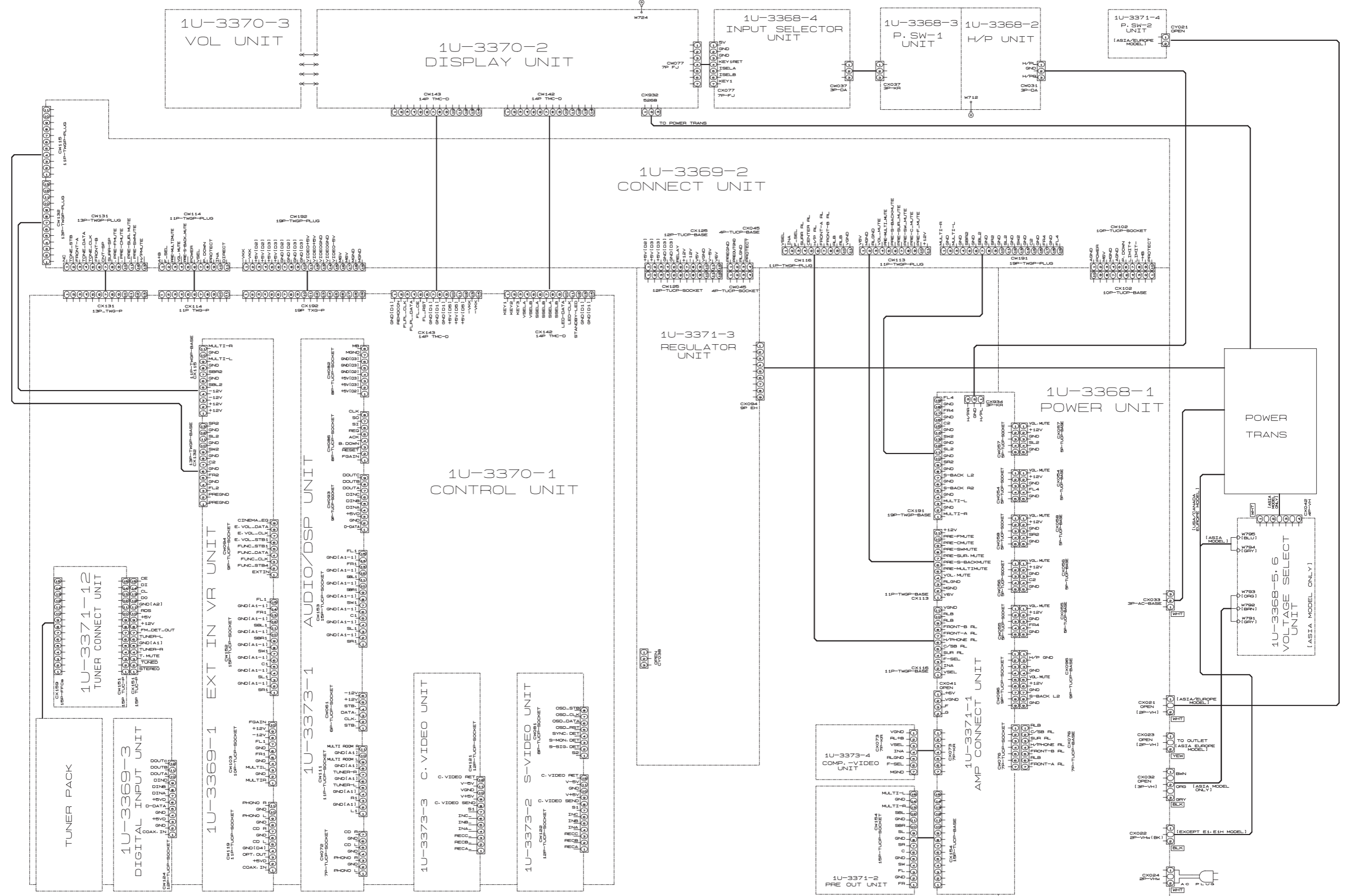
## PARTS LIST OF PACKING & ACCESSORIES

Ref. No.	Part No.	Part Name	Remarks	Q'ty	Ref. No.	Part No.	Part Name	Remarks	Q'ty
201	503 1330 003	Cushion ass'y		1	211	501 2100 087	Carton case	for EU,EC,E2,E1,E1C,EUT	1
★ 202	502 0933 000	Pad	for E1H	2	211	501 2100 090	Carton case	for EU(AVR-982)	1
204	505 8006 019	Envelope		1	211	501 2099 033	Carton case	for E1H	1
205	511 3799 009	Inst. Manual (EU)	for EU,EC	1	212	—	Control card		1
205	511 3831 006	Inst. Manual (E2)	for E2	1	214	515 0817 009	DEL warranty form	for EU	1
205	511 3832 005	Inst. Manual (E1)	for E1,E1H,EUT	1	★ 215	513 9111 001	Color label (gold)	for Gold model	2
205	511 3833 004	Inst. Manual (E1C)	for E1C	1	217	504 0192 106	Cabinet sheet		1
206	231 0922 009	Loop antenna		1	218	—	Battery (R6P/AA)×2		1
207	395 0027 004	FM antenna ass'y	for EU,EC,E1,E1C,E1H,EUT	1	219	—	Bar code label	for EU,EC,E2	1
207	395 0023 008	FM ANT ass'y	for E2	1	★ 220	513 3322 003	Label (RDS)	for E2	2
208	529 0079 008	FM ANT adapter	for E1,E1C,E1H,EUT	1	★ 221	513 3548 036	Carton label (T)	for EUT	1
209	399 0757 004	Remote controller RC-903	for EU,EC,E1,E1C,E1H,EUT	1	★	515 0627 105	DCI warranty form	for EC	1
209	399 0757 017	Remote controller RC-904	for E2	1	★	513 3548 036	Carton label (C)	for EC	1
210	515 0867 101	S.S.list (EX)		1					

WIRING DIAGRAM

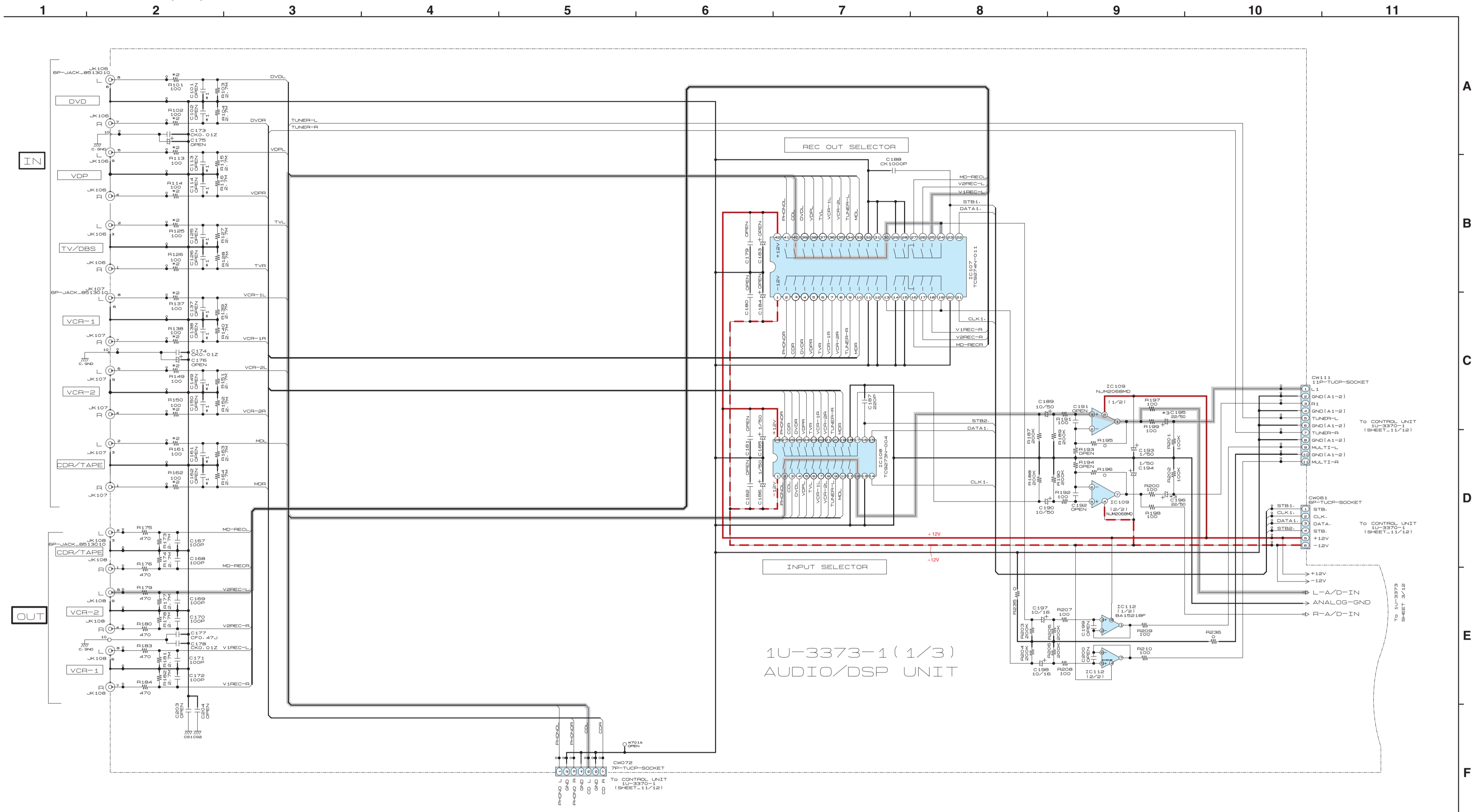
AVR2802 WIRING DIAGRAM

1 2 3 4 5 6 7 8



A  
B  
C  
D  
E

SCHEMATIC DIAGRAMS (1/12)



	*1	*2	*3
	C101, 102, 113, 114 C125, 126, 137, 138 C149, 150, 161, 162	OPEN	D101, 102, 113, 114 D125, 126, 137, 138 D149, 150, 161, 162
USA CANADA	330P	470	100/16
EUROPE	330P	470	22/50
ASIA HONG KONG CHINA TAIWAN P. R. C	330P	470	22/50

1U-3373-1 (1/3)  
AUDIO/DSP UNIT

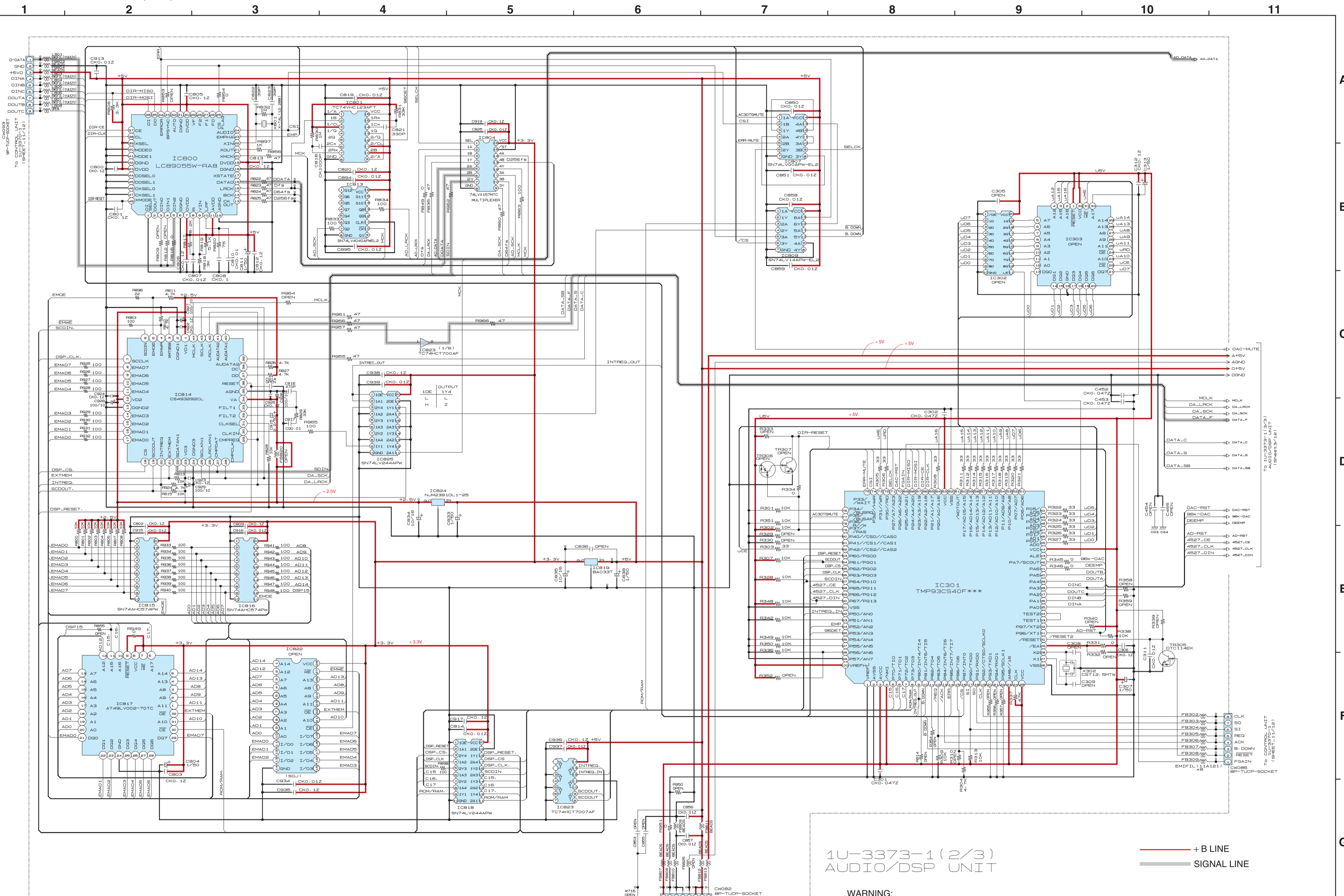
— + B LINE  
- - - - -B LINE  
— SIGNAL LINE

**NOTICE**  
ALL RESISTANCE VALUES IN OHM. k=1.000 OHM M=1.000.000 OHM  
ALL CAPACITANCE VALUES IN MICRO FARAD. P=MICRO-MICRO FARAD  
EACH VOLTAGE AND CURRENT ARE MEASURED AT MO SIGNAL INPUT  
CONDITION.  
CIRCUIT AND PARTS ARE SUBJECT TO CHANGE WITHOUT PRIOR  
NOTICE.  
NOTICE.

**WARNING:**  
Parts marked with this symbol have critical characteristics.  
Use ONLY replacement parts recommended by the manufacturer.  
**CAUTION:**  
Before returning the unit to the customer, make sure you make either (1) a  
leakage current check or (2) a line to chassis resistance check. If the leakage  
current exceeds 0.5 milliamps, or if the resistance from chassis to either side  
of the power card is less than 460kohms, the unit is defective.  
**WARNING:**  
DO NOT return the unit to the customer until the problem is located and  
corrected.

SCHEMATIC DIAGRAMS (1/12)  
1U-3373-1(1/3) AUDIO / DSP UNIT

SCHEMATIC DIAGRAMS (2/12)



1U-3373-1(2/3) AUDIO/DSP UNIT

**WARNING:**  
Parts marked with this symbol  have critical characteristics. Use ONLY replacement parts recommended by the manufacturer.

**CAUTION:**  
Before returning the unit to the customer, make sure you make either (1) a leakage current check or (2) a line to chassis resistance check. If the leakage current exceeds 0.5 millamps, or if the resistance from chassis to either side of the power card is less than 460kohms, the unit is defective.

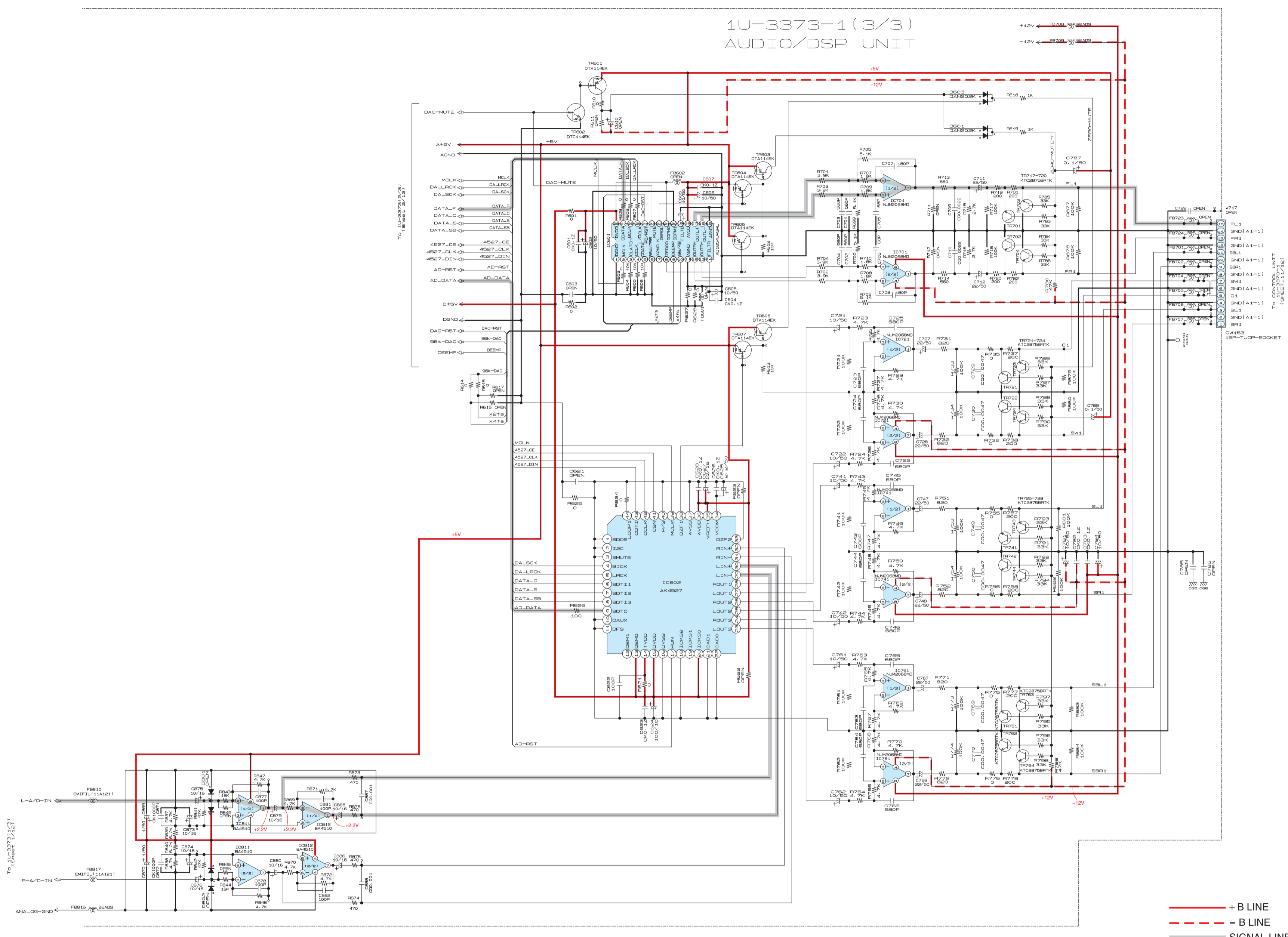
**WARNING:**  
DO NOT return the unit to the customer until the problem is located and corrected.

**NOTICE**  
ALL RESISTANCE VALUES IN OHM. k=1,000 OHM M=1,000,000 OHM  
ALL CAPACITANCE VALUES IN MICRO FARAD. P=MICRO-MICRO FARAD  
EACH VOLTAGE AND CURRENT ARE MEASURED AT MO SIGNAL INPUT CONDITION.  
CIRCUIT AND PARTS ARE SUBJECT TO CHANGE WITHOUT PRIOR NOTICE.

SCHEMATIC DIAGRAMS (2/12) 1U-3373-1(2/3) AUDIO / DSP UNIT

SCHEMATIC DIAGRAMS (3/12)


1 2 3 4 5 6 7 8 9 10 11



1U-3373-1 (3/3)  
AUDIO/DSP UNIT

1U-3373-1 (3/3)  
AUDIO/DSP UNIT

**NOTICE**  
 ALL RESISTANCE VALUES IN OHM. k=1,000 OHM M=1,000,000 OHM  
 ALL CAPACITANCE VALUES IN MICROFARAD. P=MICRO-MICRO FARAD  
 EACH VOLTAGE AND CURRENT ARE MEASURED AT MO SIGNAL INPUT CONDITION.  
 CIRCUIT AND PARTS ARE SUBJECT TO CHANGE WITHOUT PRIOR NOTICE.

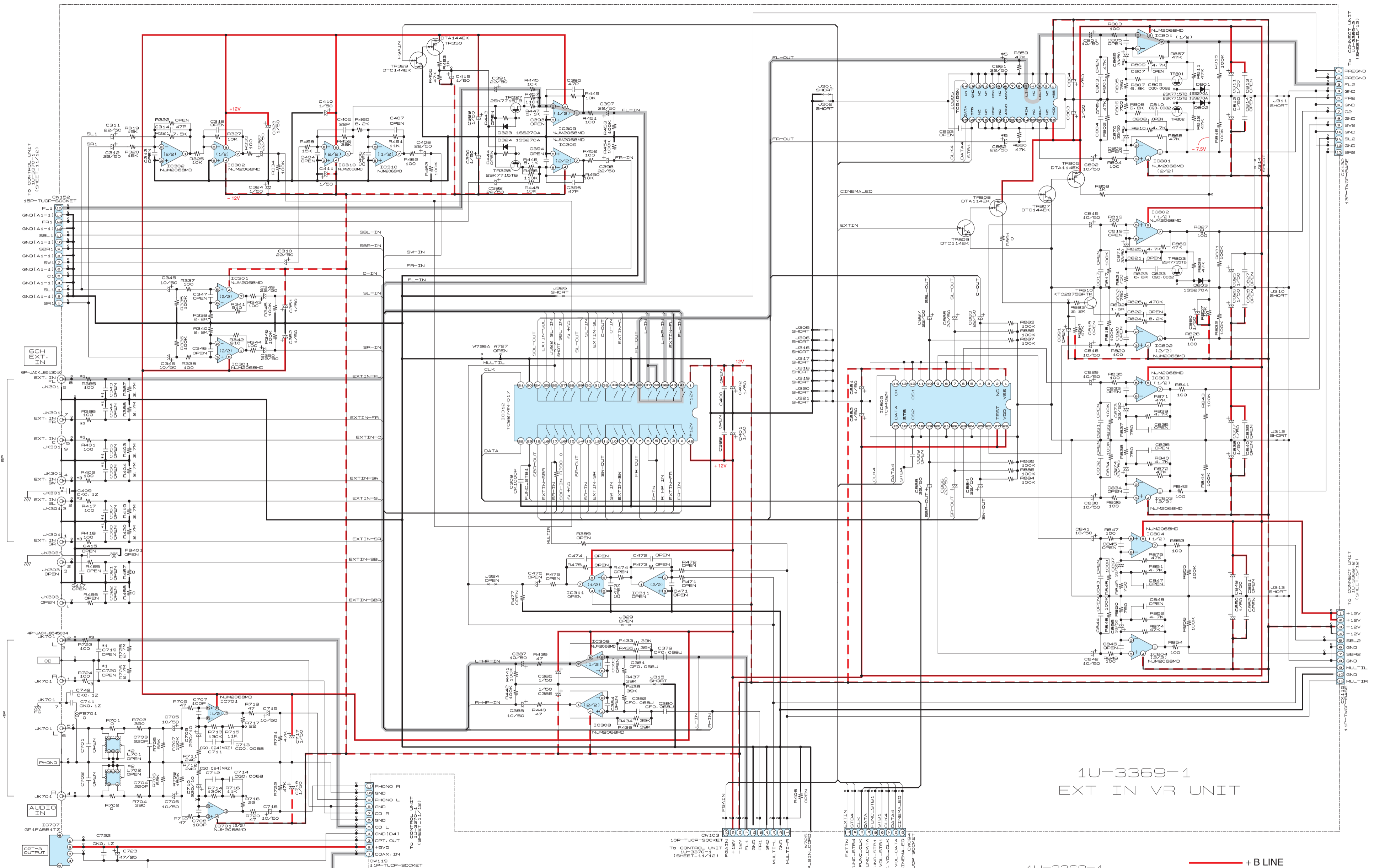
**WARNING:**  
 Parts marked with this symbol  have critical characteristics. Use ONLY replacement parts recommended by the manufacturer.

**CAUTION:**  
 Before returning the unit to the customer, make sure you make either (1) a leakage current check or (2) a line to chassis resistance check. If the leakage current exceeds 0.5 milliamps, or if the resistance from chassis to either side of the power card is less than 460kohms, the unit is defective.

**WARNING:**  
 DO NOT return the unit to the customer until the problem is located and corrected.

SCHEMATIC DIAGRAMS (4/12)

1 2 3 4 5 6 7 8 9 10 11



	*1	*2	*3	*4	*5	*6
USA	C343, 344, 345, 356, 367, 368, 719, 720	L701, 702	R395, 396, 401, 402, R417, 418, 723, 724	R701, R702	CB61, 662	CB69, 670
CANADA	OPEN	OPEN	100	0	22/50	33/50
EUROPE	330P	FTZ CHOKE COIL	470	1.3K	47/16	47/16
ASIA	330P	OPEN	470	0	22/50	33/50
HONG KONG	OPEN	OPEN	470	0	22/50	33/50
CHINA	330P	FTZ CHOKE COIL	470	1.3K	22/50	33/50
TAIWAN P.O.C	330P	FTZ CHOKE COIL	470	1.3K	22/50	33/50

**NOTICE**  
 ALL RESISTANCE VALUES IN OHM. K=1,000 OHM M=1,000,000 OHM  
 ALL CAPACITANCE VALUES IN MICRO FARAD. P=MICRO-MICRO FARAD  
 EACH VOLTAGE AND CURRENT ARE MEASURED AT MO SIGNAL INPUT CONDITION.  
 CIRCUIT AND PARTS ARE SUBJECT TO CHANGE WITHOUT PRIOR NOTICE.

**WARNING:**  
 Parts marked with this symbol have critical characteristics. Use ONLY replacement parts recommended by the manufacturer.  
**CAUTION:**  
 Before returning the unit to the customer, make sure you make either (1) a leakage current check or (2) a line to chassis resistance check. If the leakage current exceeds 0.5 millamps, or if the resistance from chassis to either side of the power card is less than 460kohms, the unit is defective.  
**WARNING:**  
 DO NOT return the unit to the customer until the problem is located and corrected.

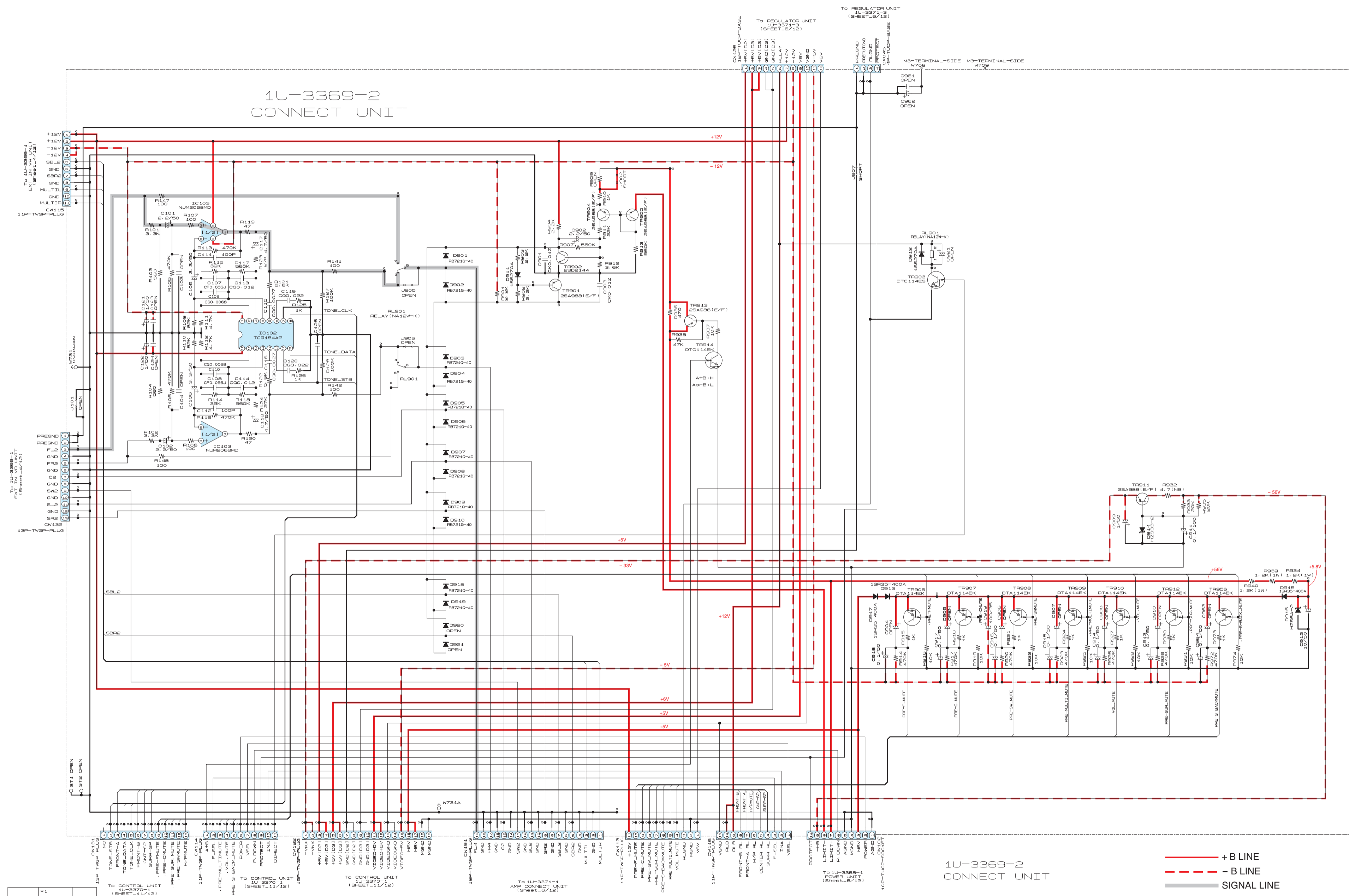
— + B LINE  
 - - - B LINE  
 ——— SIGNAL LINE

1U-3369-1  
 EXT IN VR UNIT

1U-3369-1  
 EXT IN VR UNIT

SCHEMATIC DIAGRAMS (5/12)

1 2 3 4 5 6 7 8 9 10 11



*1	C117, 118
* LISA CANADA	4.7/90
EUROPE	47/16
ASIA	4.7/90

**WARNING:**  
Parts marked with this symbol have critical characteristics. Use ONLY replacement parts recommended by the manufacture.

**CAUTION:**  
Before returning the unit to the customer, make sure you make either (1) a leakage current check or (2) a line to chassis resistance check. If the leakage current exceeds 0.5 milliamps, or if the resistance from chassis to either side of the power card is less than 460kohms, the unit is defective.

**WARNING:**  
DO NOT return the unit to the customer until the problem is located and corrected.

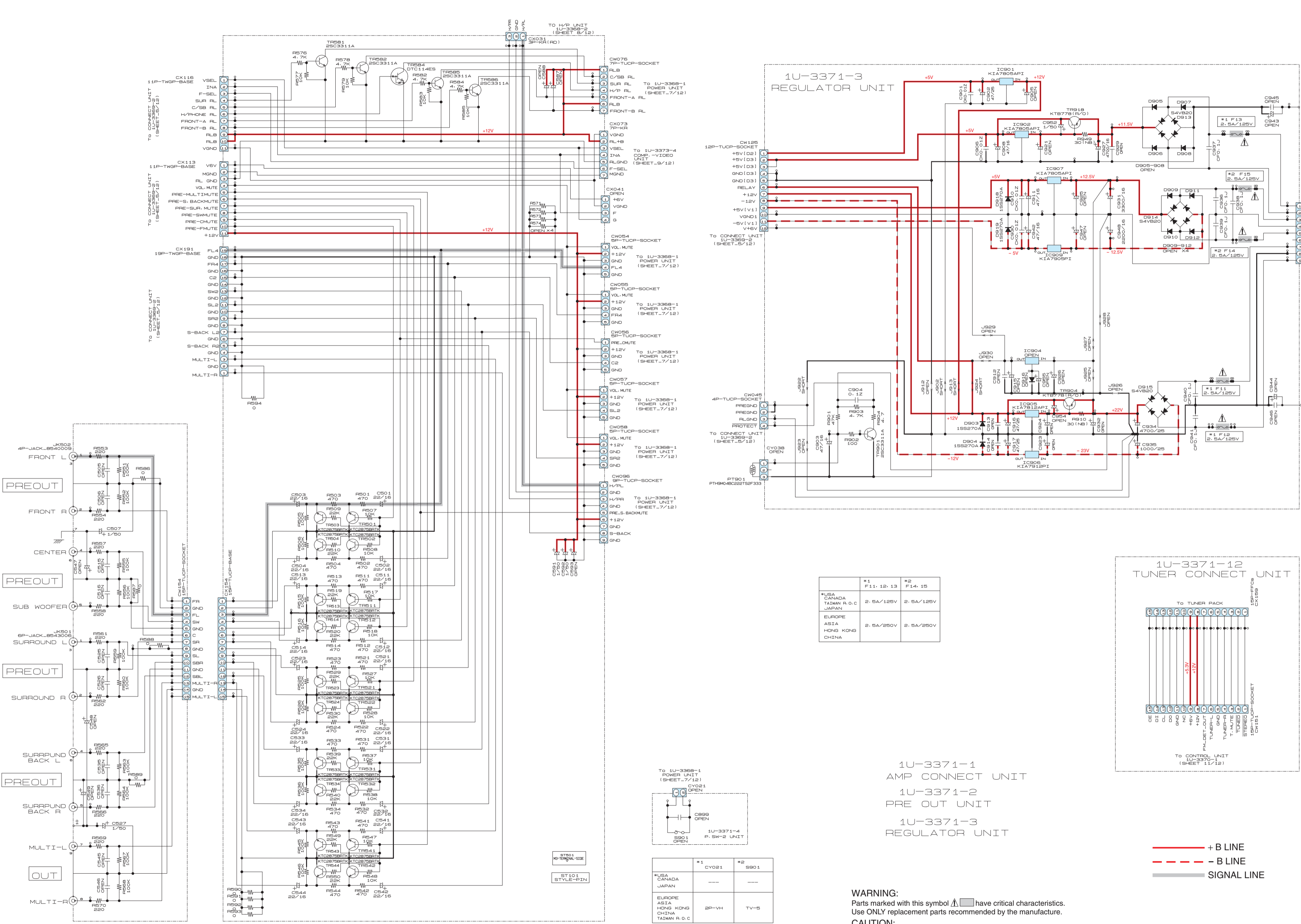
**NOTICE**  
ALL RESISTANCE VALUES IN OHM. k=1,000 OHM M=1,000,000 OHM  
ALL CAPACITANCE VALUES IN MICRO FARAD. P=MICRO SIGNAL FARAD  
CONDITION.  
CIRCUIT AND PARTS ARE SUBJECT TO CHANGE WITHOUT PRIOR NOTICE.

SCHEMATIC DIAGRAMS (5/12)  
1U-3369-2 CONNECT UNIT

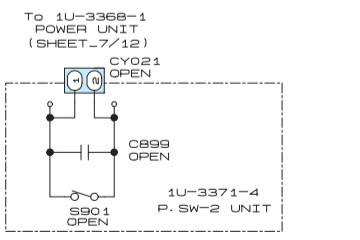


SCHEMATIC DIAGRAMS (6/12)

1 2 3 4 5 6 7 8 9 10 11

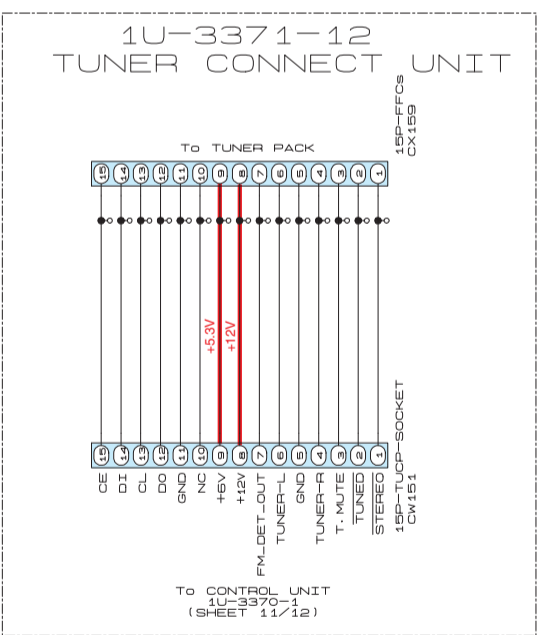


	*1	F11: 12, 13	*2	F14: 15
USA		2.5A/125V		2.5A/125V
CANADA				
TAIWAN R.O.C				
JAPAN				
EUROPE		2.5A/250V		2.5A/250V
ASIA				
HONG KONG				
CHINA				



	*1	CY021	*2	S901
USA				
CANADA				
JAPAN				
EUROPE		2P-VH		TV-5
ASIA				
HONG KONG				
CHINA				
TAIWAN R.O.C				

1U-3371-1  
AMP CONNECT UNIT  
1U-3371-2  
PRE OUT UNIT  
1U-3371-3  
REGULATOR UNIT



— + B LINE  
- - - B LINE  
— SIGNAL LINE

**WARNING:**  
Parts marked with this symbol have critical characteristics. Use ONLY replacement parts recommended by the manufacturer.

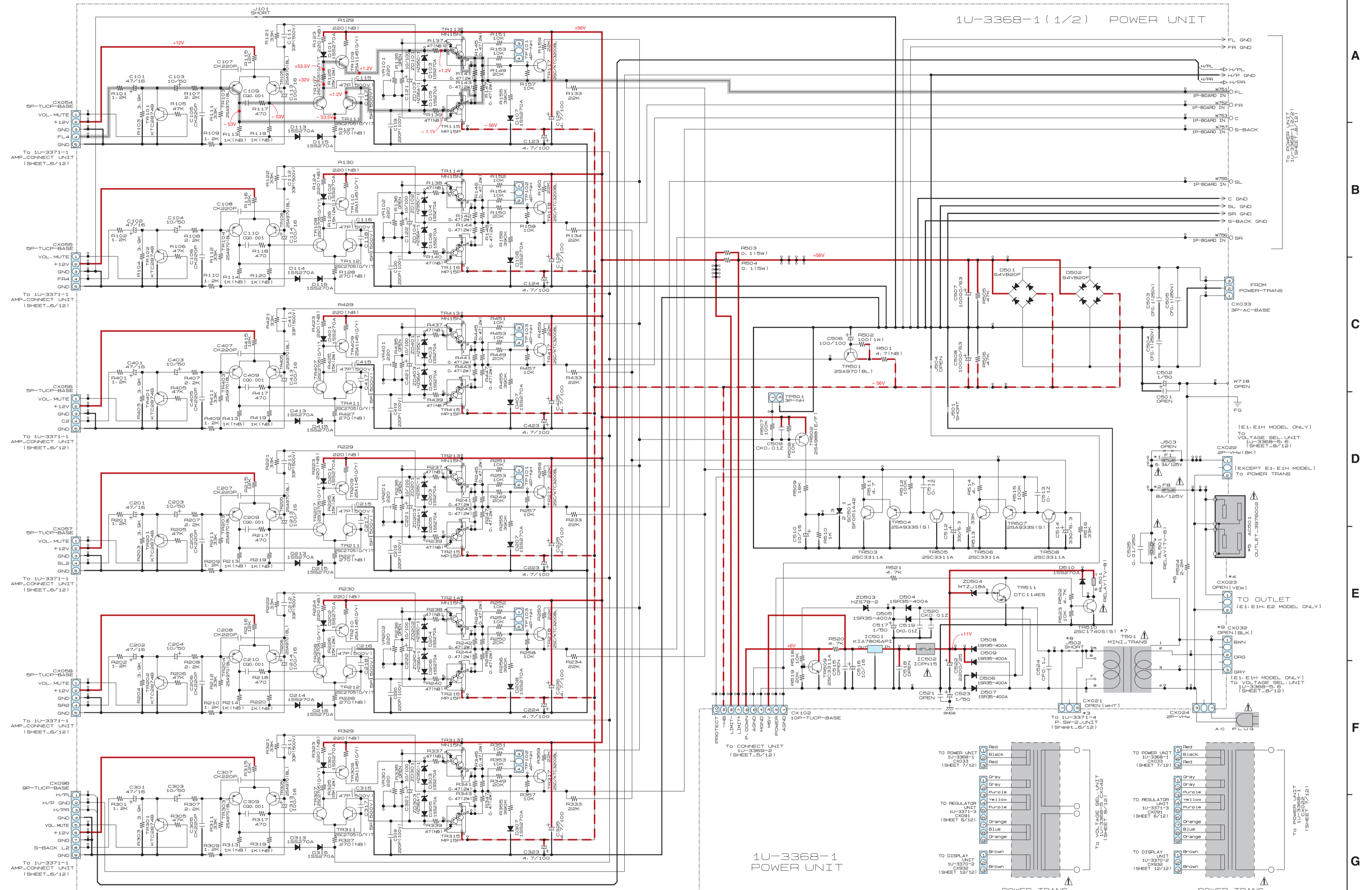
**CAUTION:**  
Before returning the unit to the customer, make sure you make either (1) a leakage current check or (2) a line to chassis resistance check. If the leakage current exceeds 0.5 millamps, or if the resistance from chassis to either side of the power card is less than 460kohms, the unit is defective.

**WARNING:**  
DO NOT return the unit to the customer until the problem is located and corrected.

SCHEMATIC DIAGRAMS (6/12)  
1U-3371-1 AMP CONNECT UNIT  
1U-3371-2 PRE OUT UNIT  
1U-3371-3 REGULATOR UNIT

SCHEMATIC DIAGRAMS (7/12)

1 2 3 4 5 6 7 8 9 10 11



	*1	*2	*3	*4	*5	*6	*7	*8	*9
USA	F1	F8	CX021	CX023	AC501	RS24	TS01	JS02	CX032
CANADA	6.3A/125V	8A/125V	OPEN	OPEN	AC OUTLET	2.2M	2336073107	SHORT	OPEN
EUROPE	3.15A/250V	2.5A/250V	2P VH	2P VH	OPEN	OPEN	2336058025	OPEN	OPEN
ASIA HONG KONG	6.3A/250V	2.5A/250V	2P VH	2P VH	OPEN	OPEN	2336278009	OPEN	3P AC CON.
CHINA	3.15A/250V	OPEN	2P VH	OPEN	OPEN	OPEN	2336317009	OPEN	OPEN
TAIWAN R.O.C	6.3A/125V	8A/125V	2P VH	OPEN	AC OUTLET	OPEN	2336073107	OPEN	OPEN
JAPAN		8A/125V	OPEN	OPEN	AC OUTLET	OPEN	2330523019	SHORT	OPEN

**NOTICE**  
 ALL RESISTANCE VALUES IN OHM. K=1,000 OHM M=1,000,000 OHM  
 ALL CAPACITANCE VALUES IN MICRO FARAD. P=MICRO-MICRO FARAD  
 EACH VOLTAGE AND CURRENT ARE MEASURED AT MO SIGNAL INPUT CONDITION.  
 CIRCUIT AND PARTS ARE SUBJECT TO CHANGE WITHOUT PRIOR NOTICE.

**WARNING:**  
 Parts marked with this symbol have critical characteristics. Use ONLY replacement parts recommended by the manufacturer.

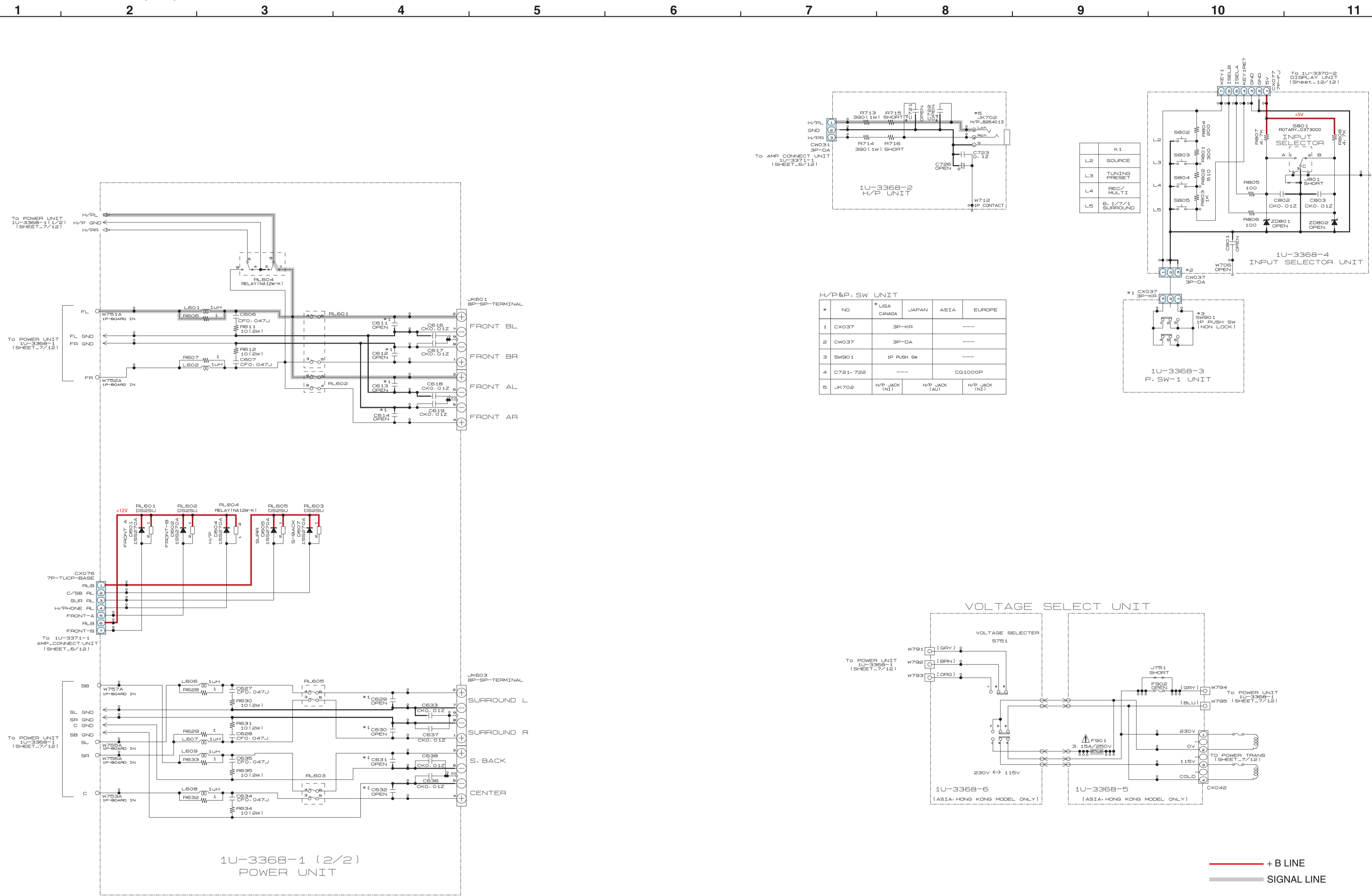
**CAUTION:**  
 Before returning the unit to the customer, make sure you make either (1) a leakage current check or (2) a line to chassis resistance check. If the leakage current exceeds 0.5 milliamps, or if the resistance from chassis to either side of the power card is less than 460kohms, the unit is defective.

**WARNING:**  
 DO NOT return the unit to the customer until the problem is located and corrected.

**LEGEND:**  
 ——— + B LINE  
 - - - - - B LINE  
 ——— SIGNAL LINE

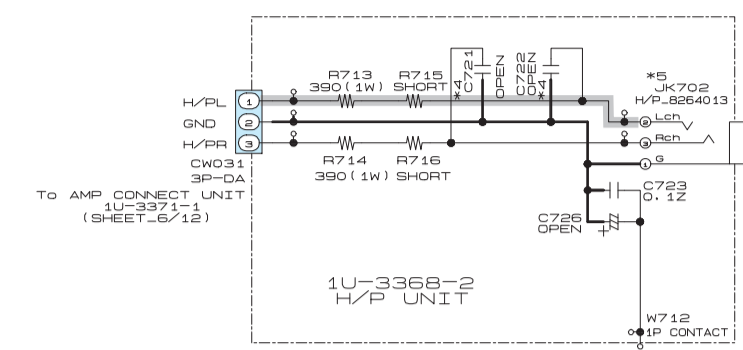
SCHEMATIC DIAGRAMS (7/12) 1U-3368-1(1/2) POWER UNIT

SCHEMATIC DIAGRAMS (8/12)



1U-3368-1 (2/2)  
POWER UNIT

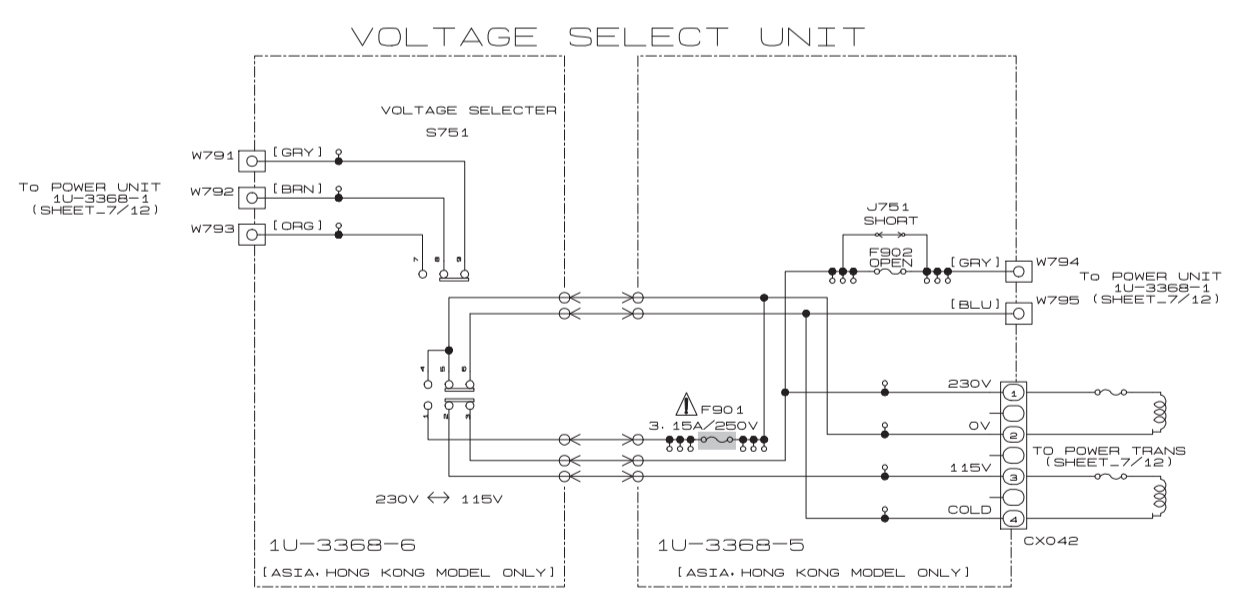
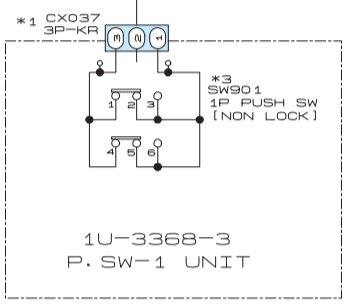
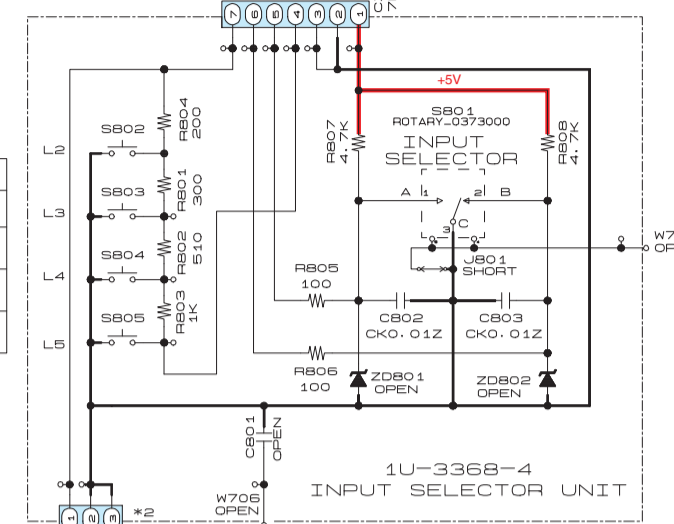
*1	C611, 612, 613, 614, C629, 630, 631, 632
*USA CANADA	OPEN
EUROPE	COO. 01
ASIA HONG KONG	COO. 01
CHINA	COO. 01
TAIWAN R.O.C	COO. 01
JAPAN	OPEN



H/P & P. SW UNIT

* NO	* USA CANADA	JAPAN	ASIA	EUROPE
1	CX037	3P-KR	---	---
2	CW037	3P-DA	---	---
3	SW001	1P PUSH SW	---	---
4	C721, 722	---	---	CG1000P
5	JK702	H/P JACK (IN)	H/P JACK (OUT)	H/P JACK (IN)

	K1
L2	SOURCE
L3	TUNING PRESET
L4	REC/MULTI
L5	S. 1/7/1 SURROUND



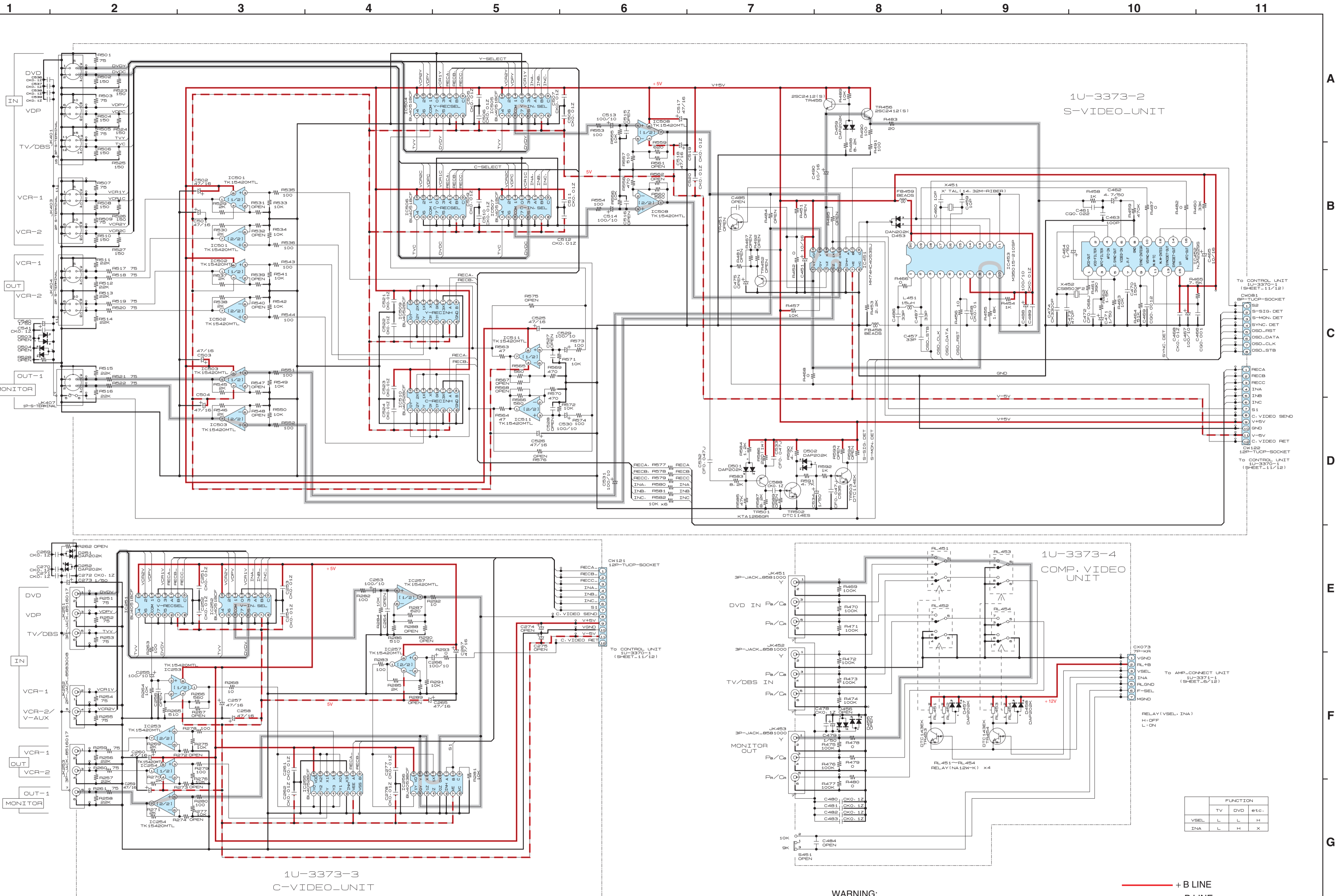
— + B LINE  
— SIGNAL LINE

**NOTICE**  
ALL RESISTANCE VALUES IN OHM. k=1,000 OHM M=1,000,000 OHM  
ALL CAPACITANCE VALUES IN MICRO FARAD. P=MICRO-MICRO FARAD  
EACH VOLTAGE AND CURRENT ARE MEASURED AT NO SIGNAL INPUT CONDITION.  
CIRCUIT AND PARTS ARE SUBJECT TO CHANGE WITHOUT PRIOR NOTICE.

**WARNING:**  
Parts marked with this symbol have critical characteristics. Use ONLY replacement parts recommended by the manufacturer.  
**CAUTION:**  
Before returning the unit to the customer, make sure you make either (1) a leakage current check or (2) a line to chassis resistance check. If the leakage current exceeds 0.5 milliamps, or if the resistance from chassis to either side of the power card is less than 460kohms, the unit is defective.  
**WARNING:**  
DO NOT return the unit to the customer until the problem is located and corrected.

SCHEMATIC DIAGRAMS (8/12)  
1U-3368-1(2/2) POWER UNIT  
1U-3368-2 H/P UNIT  
1U-3368-3 P. SW-1 UNIT  
1U-3368-4 INPUT SELECTOR UNIT  
1U-3368-5/6 VOLTAGE SELECT UNIT(ASIA, HONG KONG MODEL ONLY)

SCHEMATIC DIAGRAMS (9/12)



— + B LINE  
- - - - B LINE  
— SIGNAL LINE

**WARNING:**  
Parts marked with this symbol have critical characteristics. Use ONLY replacement parts recommended by the manufacturer.

**CAUTION:**  
Before returning the unit to the customer, make sure you make either (1) a leakage current check or (2) a line to chassis resistance check. If the leakage current exceeds 0.5 milliamps, or if the resistance from chassis to either side of the power card is less than 460kohms, the unit is defective.

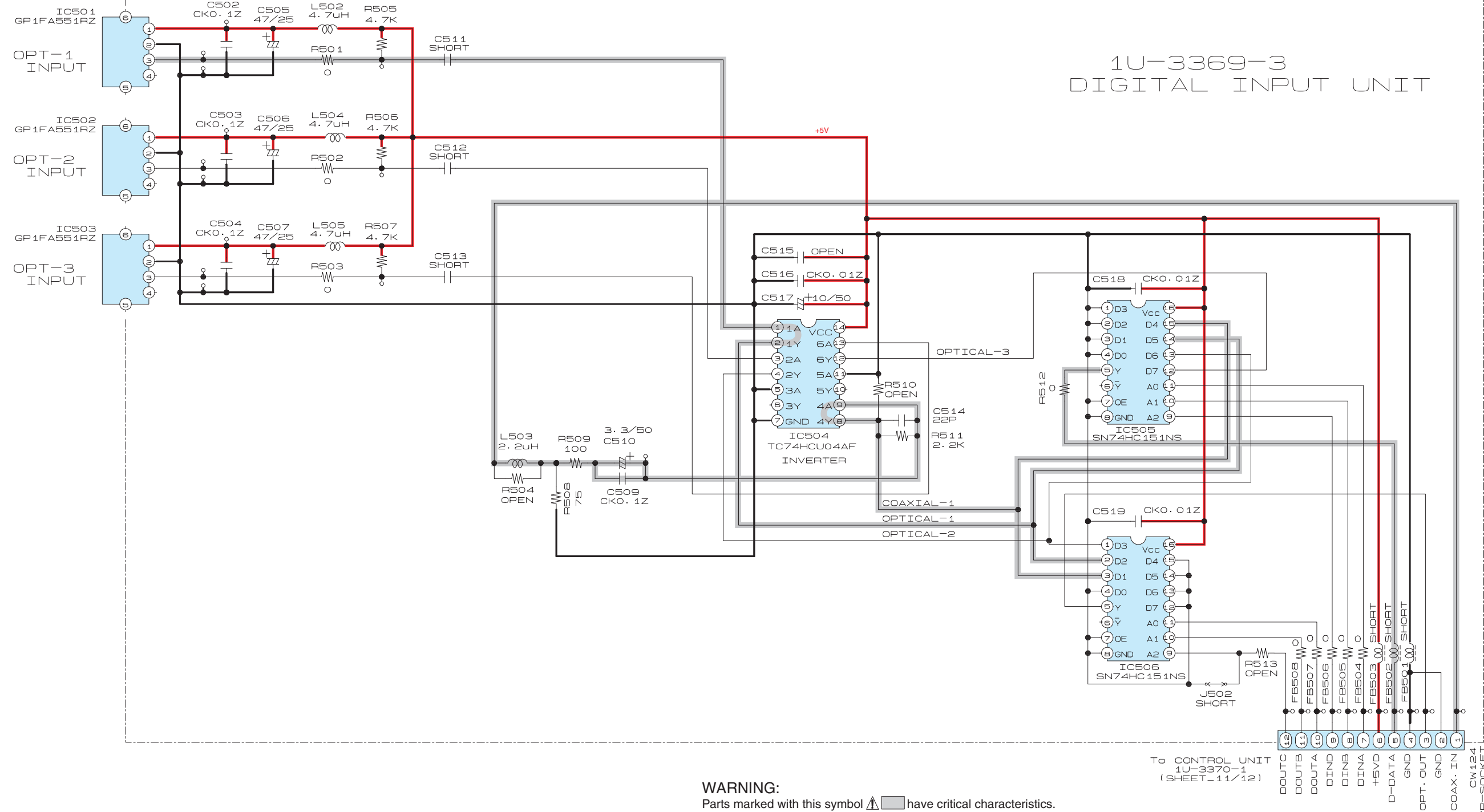
**WARNING:**  
DO NOT return the unit to the customer until the problem is located and corrected.

**NOTICE**  
ALL RESISTANCE VALUES IN OHM, k=1,000 OHM M=1,000,000 OHM  
ALL CAPACITANCE VALUES IN MICRO FARAD, P=MICRO-MICRO FARAD  
EACH VOLTAGE AND CURRENT ARE MEASURED AT NO SIGNAL INPUT CONDITION.  
CIRCUIT AND PARTS ARE SUBJECT TO CHANGE WITHOUT PRIOR NOTICE.

**SCHEMATIC DIAGRAMS (9/12)**  
 1U-3373-2 S-VIDEO UNIT  
 1U-3373-3 C-VIDEO UNIT  
 1U-3373-4 COMP. VIDEO UNIT

**SCHEMATIC DIAGRAMS (10/12)**

1 2 3 4 5 6 7 8



1U-3369-3  
DIGITAL INPUT UNIT

**NOTICE**  
ALL RESISTANCE VALUES IN OHM. k=1,000 OHM M=1,000,000 OHM  
ALL CAPACITANCE VALUES IN MICRO FARAD. P=MICRO-MICRO FARAD  
EACH VOLTAGE AND CURRENT ARE MEASURED AT MO SIGNAL INPUT  
CONDITION.  
CIRCUIT AND PARTS ARE SUBJECT TO CHANGE WITHOUT PRIOR  
NOTICE.

**WARNING:**  
Parts marked with this symbol have critical characteristics.  
Use ONLY replacement parts recommended by the manufacture.

**CAUTION:**  
Before returning the unit to the customer, make sure you make either (1) a  
leakage current check or (2) a line to chassis resistance check. If the leakage  
current exceeds 0.5 milliamps, or if the resistance from chassis to either side  
of the power card is less than 460kohms, the unit is defective.

**WARNING:**  
DO NOT return the unit to the customer until the problem is located and  
corrected.

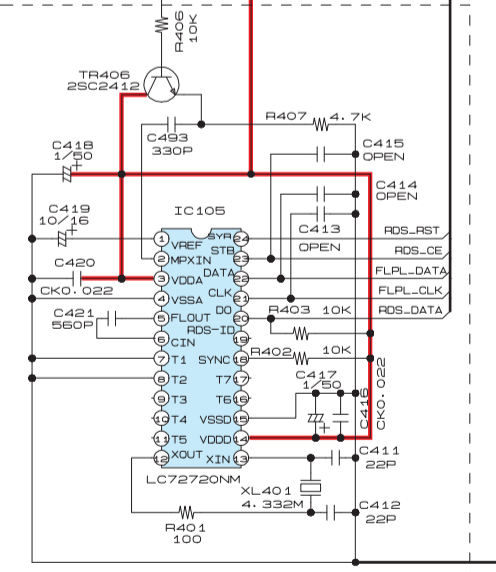
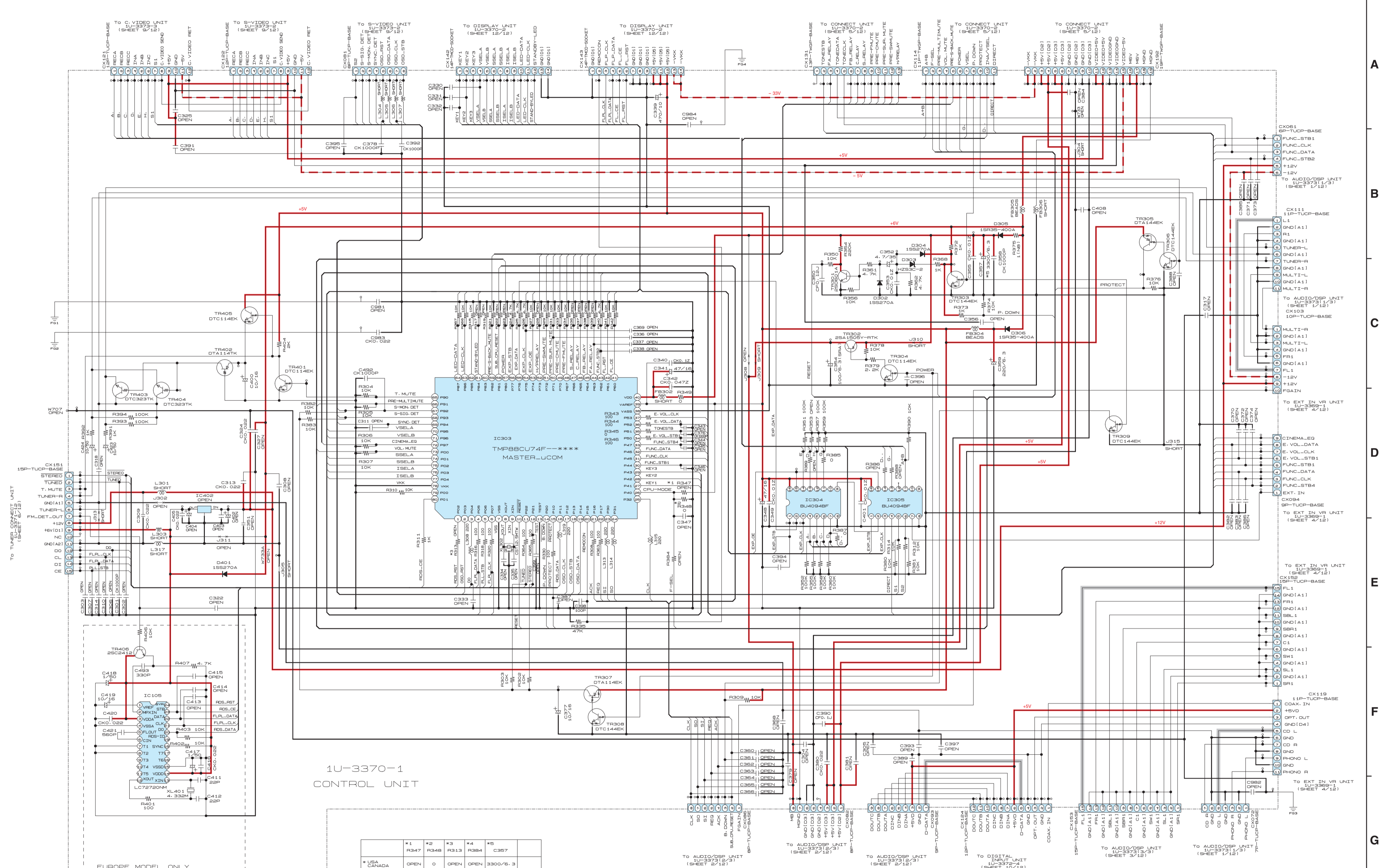
— + B LINE  
— SIGNAL LINE

**SCHEMATIC DIAGRAMS (10/12)**  
1U-3369-3 DIGITAL INPUT UNIT

A  
B  
C  
D  
E

SCHEMATIC DIAGRAMS (11/12)

1 2 3 4 5 6 7 8 9 10 11



1U-3370-1 CONTROL UNIT

	*1	*2	*3	*4	*5
* USA CANADA	OPEN	0	OPEN	OPEN	3300/5.3
EUROPE	0	OPEN	1K	OPEN	8200/5.5
ASIA HONG KONG	1K	5.1K	OPEN	1.3K	8200/5.5
CHINA TAIWAN R.O.C.	4.7K	4.7K	OPEN	OPEN	8200/5.5

1U-3370-1 CONTROL UNIT

**NOTICE**  
 ALL RESISTANCE VALUES IN OHM, k=1,000 OHM M=1,000,000 OHM  
 ALL CAPACITANCE VALUES IN MICRO FARAD, P=MICRO-MICRO FARAD  
 EACH VOLTAGE AND CURRENT ARE MEASURED AT MO SIGNAL INPUT CONDITION.  
 CIRCUIT AND PARTS ARE SUBJECT TO CHANGE WITHOUT PRIOR NOTICE.

**WARNING:**  
 Parts marked with this symbol have critical characteristics. Use ONLY replacement parts recommended by the manufacturer.

**CAUTION:**  
 Before returning the unit to the customer, make sure you make either (1) a leakage current check or (2) a line to chassis resistance check. If the leakage current exceeds 0.5 milliamps, or if the resistance from chassis to either side of the power card is less than 460kohms, the unit is defective.

**WARNING:**  
 DO NOT return the unit to the customer until the problem is located and corrected.

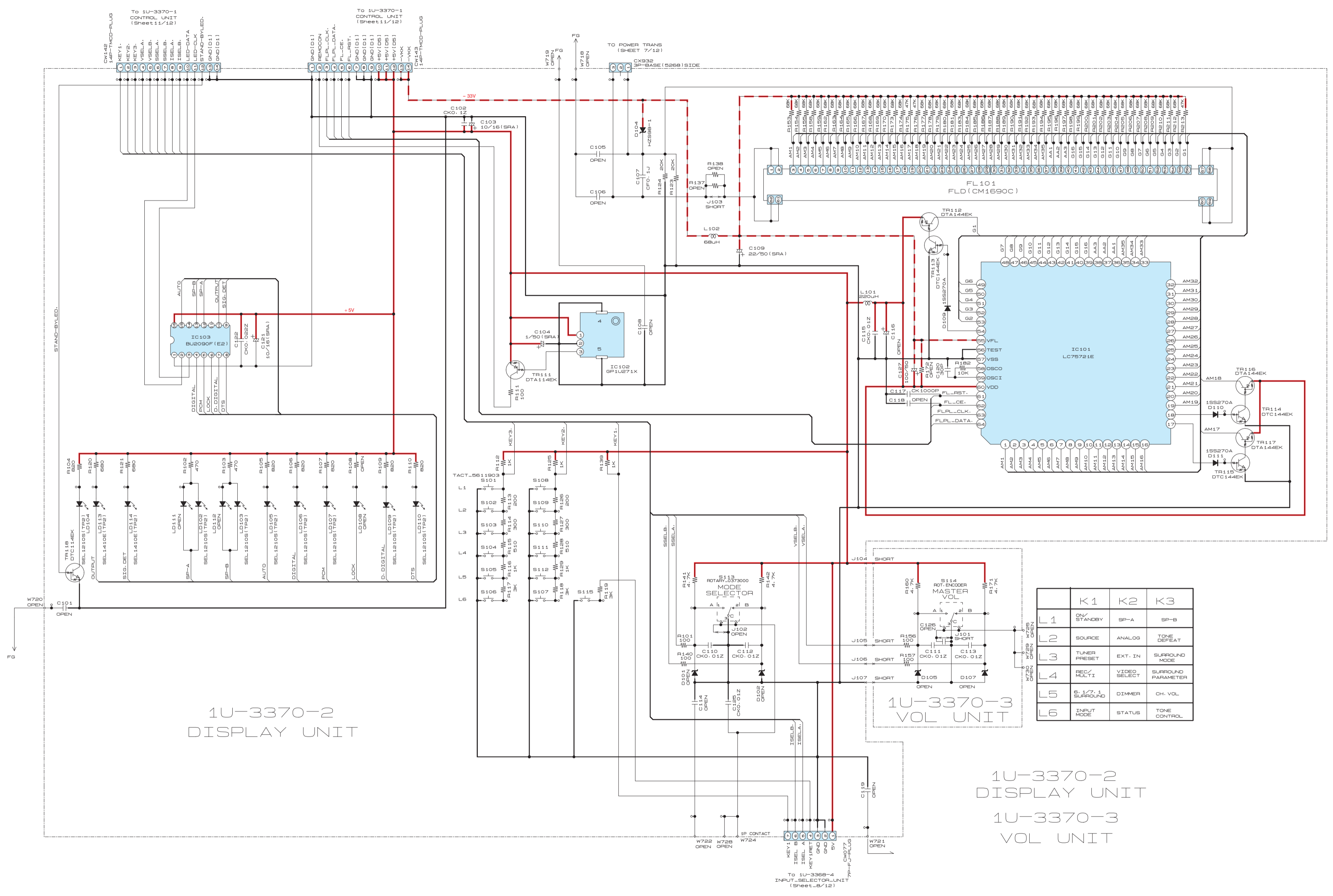
— + B LINE  
 - - - - - B LINE  
 ——— SIGNAL LINE

SCHEMATIC DIAGRAMS (11/12) 1U-3370-1 CONTROL UNIT

SCHEMATIC DIAGRAMS (12/12)

1 2 3 4 5 6 7 8 9 10 11


A  
B  
C  
D  
E  
F  
G  
H



1U-3370-2  
DISPLAY UNIT

1U-3370-3  
VOL UNIT

1U-3370-2  
DISPLAY UNIT  
1U-3370-3  
VOL UNIT

**WARNING:**  
Parts marked with this symbol  have critical characteristics. Use ONLY replacement parts recommended by the manufacture.

**CAUTION:**  
Before returning the unit to the customer, make sure you make either (1) a leakage current check or (2) a line to chassis resistance check. If the leakage current exceeds 0.5 milliamps, or if the resistance from chassis to either side of the power card is less than 460kohms, the unit is defective.

**WARNING:**  
DO NOT return the unit to the customer until the problem is located and corrected.

— + B LINE  
- - - - - B LINE

**NOTICE**  
ALL RESISTANCE VALUES IN OHM. k=1,000 OHM M=1,000,000 OHM  
ALL CAPACITANCE VALUES IN MICRO FARAD. P=MICRO-MICRO FARAD  
EACH VOLTAGE AND CURRENT ARE MEASURED AT MO SIGNAL INPUT CONDITION.  
CIRCUIT AND PARTS ARE SUBJECT TO CHANGE WITHOUT PRIOR NOTICE.