EMERSON RADIO AND PHONOGRAPH CORPORATION

MODEL 33 LW, 30 LW, 250 LW, 321 LW, 350 LW
Schematic, Voltage
Socket layout

Ned. Ver. v. Historie v/d Radio



Universal Compact Radio

FIVE TUBE SUPERHETERODYNE - - 200 - 2000 METERS

Either A. C. or D. C. - - 110-120 Volts - - 25 to 60 Cycles

Adaptable for 220 Volt Operation, with use of 220 Volt Resistor

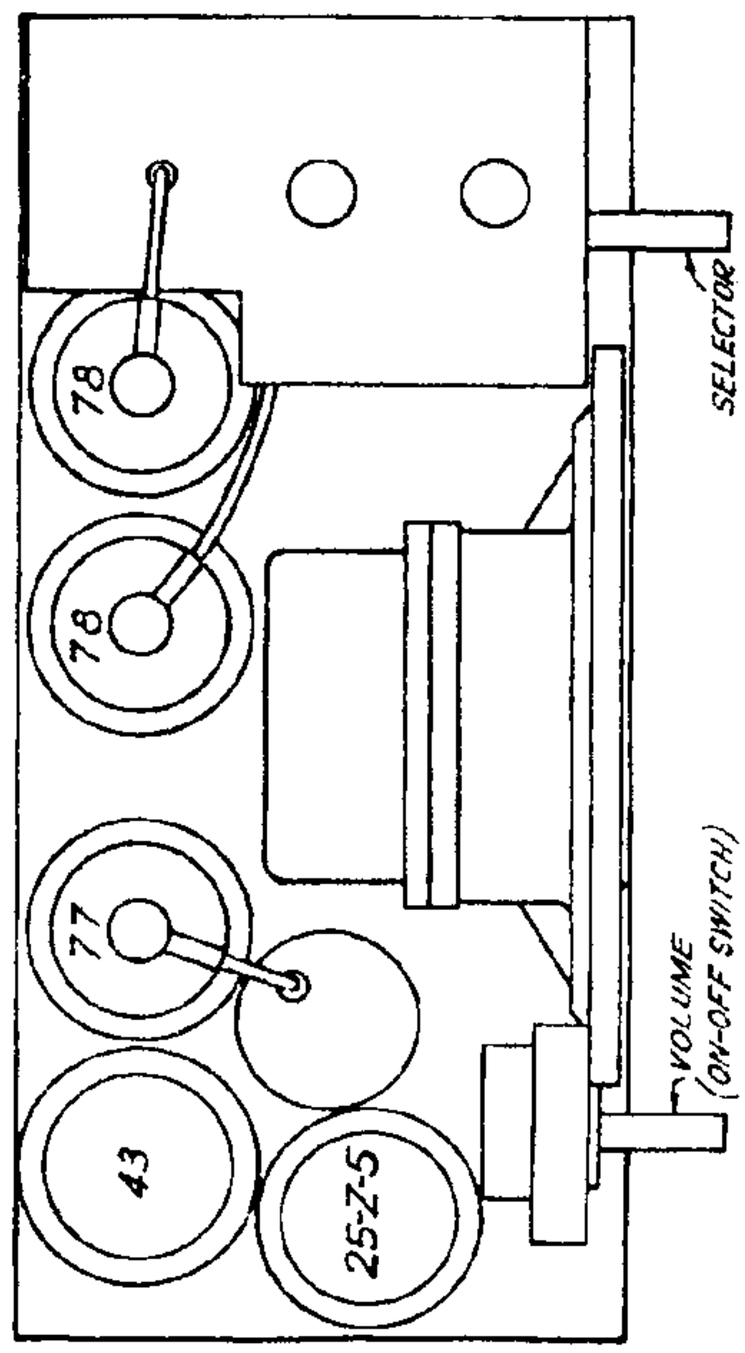

Voltage Readings:

Readings should be taken with Volume Control fully on. Tuning control set for 550 K.C., and antenna outside the set. Use a D.C. Voltmeter having a resistance of 1000 ohms per volt

Using	300-volt scale Plate to Ground	300-volt scale Screen to Ground	30-volt scale Cathode to Ground
6A7—Detector Oscillator ..	98	98	1.6
78—I. F. Amplifier.....	98	98	2.8
77—2nd Detector	35	25	1.5
43—Power Amplifier	92	98	..
25Z5—Rectifier	..	..	98

Voltage across speaker field 100 volt.

Ground is the electrical ground of the circuit and is not the chassis proper.

Bias for 43 tube is measured across filter choke and should be 15 to 18 volts.

SCHEMATIC CIRCUIT OF MODEL H-5-L

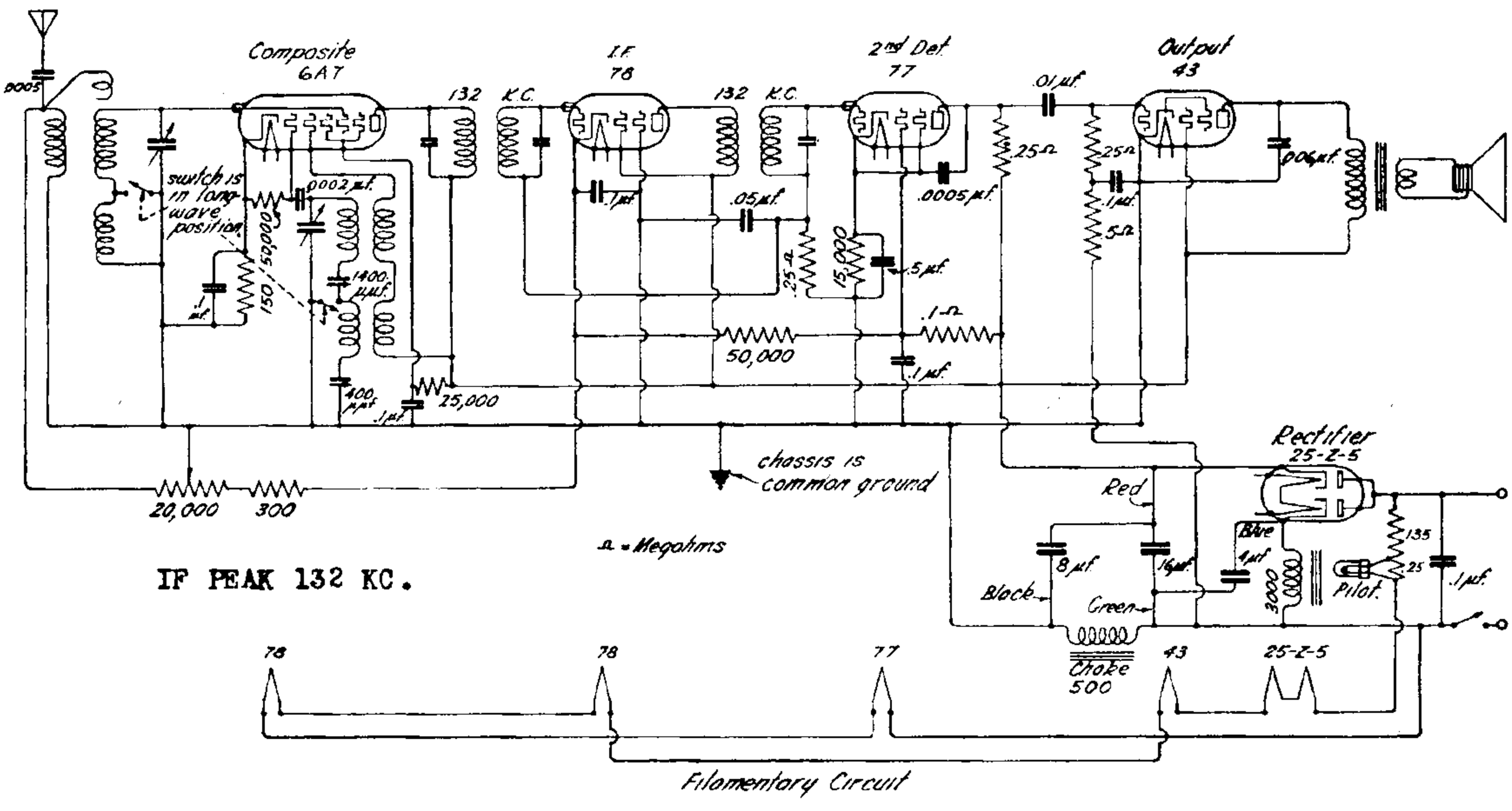

IF PEAK 132 KC.