

SERVICE MANUAL



FISHER

STEREO DOUBLE CASSETTE DECK

CR-W9060

(EUROPE)



142 500 08

SPECIFICATIONS

Motor	(2) DC Governor	Total Harmonic Distortion	
Cassette Loading	(2) Front	at 0 VU	0.7%
Drive System	(4) Capstan	Fast Forward/Rewind Time	
Number of Heads	3	(C-60)	110sec.
Head Material	Hard Permalloy/Ferrite	Level Indicators	FL Meter (14x2)
Operation	(2) Full Logic Mechanism	Inputs (Sensitivity/Impedance)	(2) Line
Dubbing	Normal/High Speed		100mV/50kΩ
Wow & Flutter	0.06% WRMS	Outputs (Level at 0 VU/Impedance)	(2) Line
Signal-to-Noise Ratio (CCIR Weighted)			500mV/2.2kΩ
Dolby NR OFF	52dB	Auto Tape Select	Normal, CrO ₂ , Metal
Dolby B NR	62dB	GENERAL	
Dolby C NR	72dB	Power Requirements (50Hz)	AC 220V
(Dolby is registered trademark of Dolby Laboratories.)		Power Consumption	26Watts
Erase Ratio	70dB	Dimensions (WxHxD)	440 x 130 x 285mm
Channel Separation	40dB	Weight (approx)	5.5kg
Signal Crosstalk	70dB		
Frequency Response 1-7/8 Ips.			
Normal Tape (±3dB)	30Hz ~ 16kHz		
CrO ₂ Equivalent Tape (±3dB)	30Hz ~ 17kHz		
Metal Tape (±3dB)	30Hz ~ 18kHz		

— Specifications and design are subject to change without notice. —

REFERENCE No. WM-570394

SCHEMATIC DIAGRAM

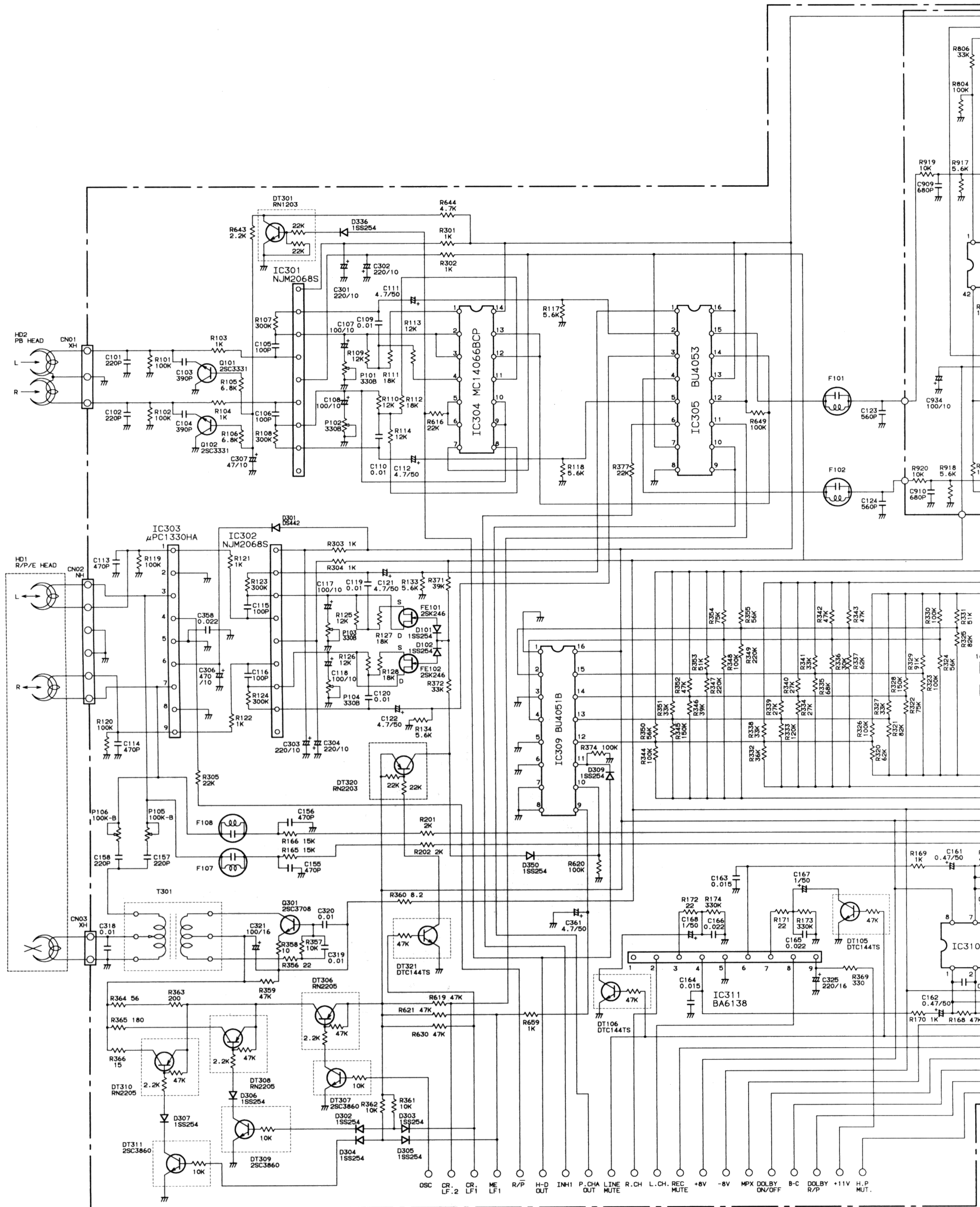
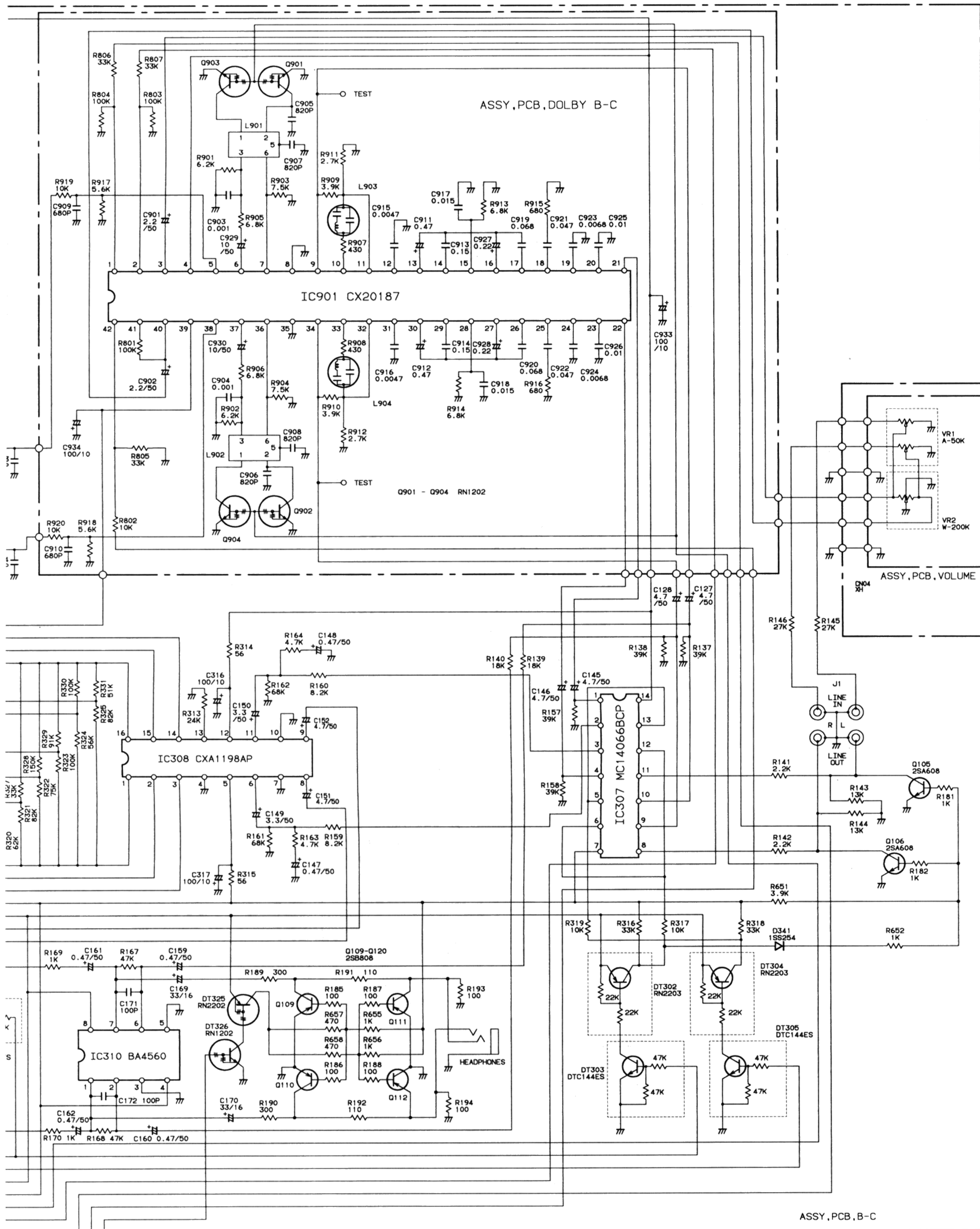
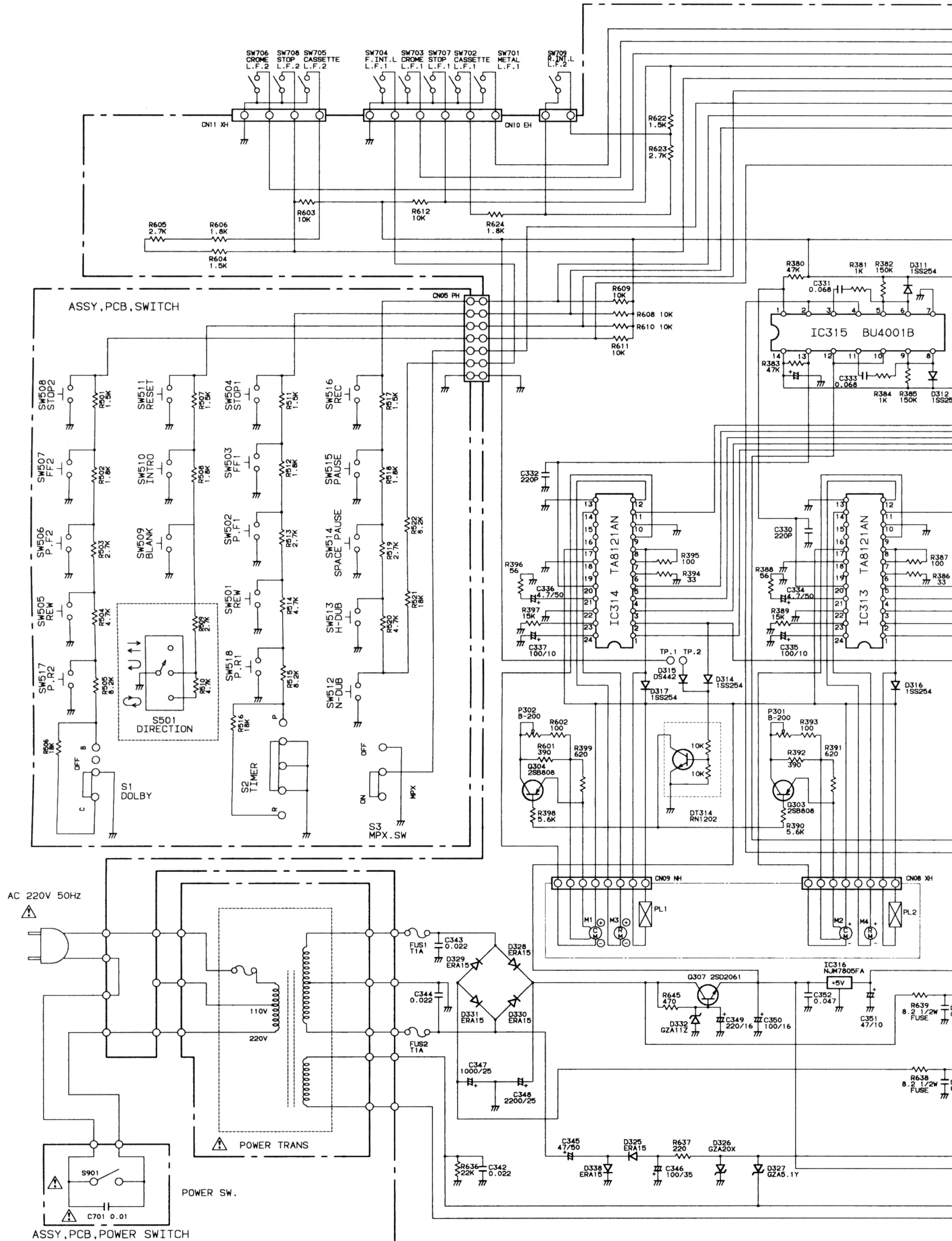


DIAGRAM (1)



SCHEMATIC



EMATIC DIAGRAM (2)

ASSY, PCB, B-C

