


# Garrard®

## Exploded view and spare parts list for Garrard DD130 direct drive turntable

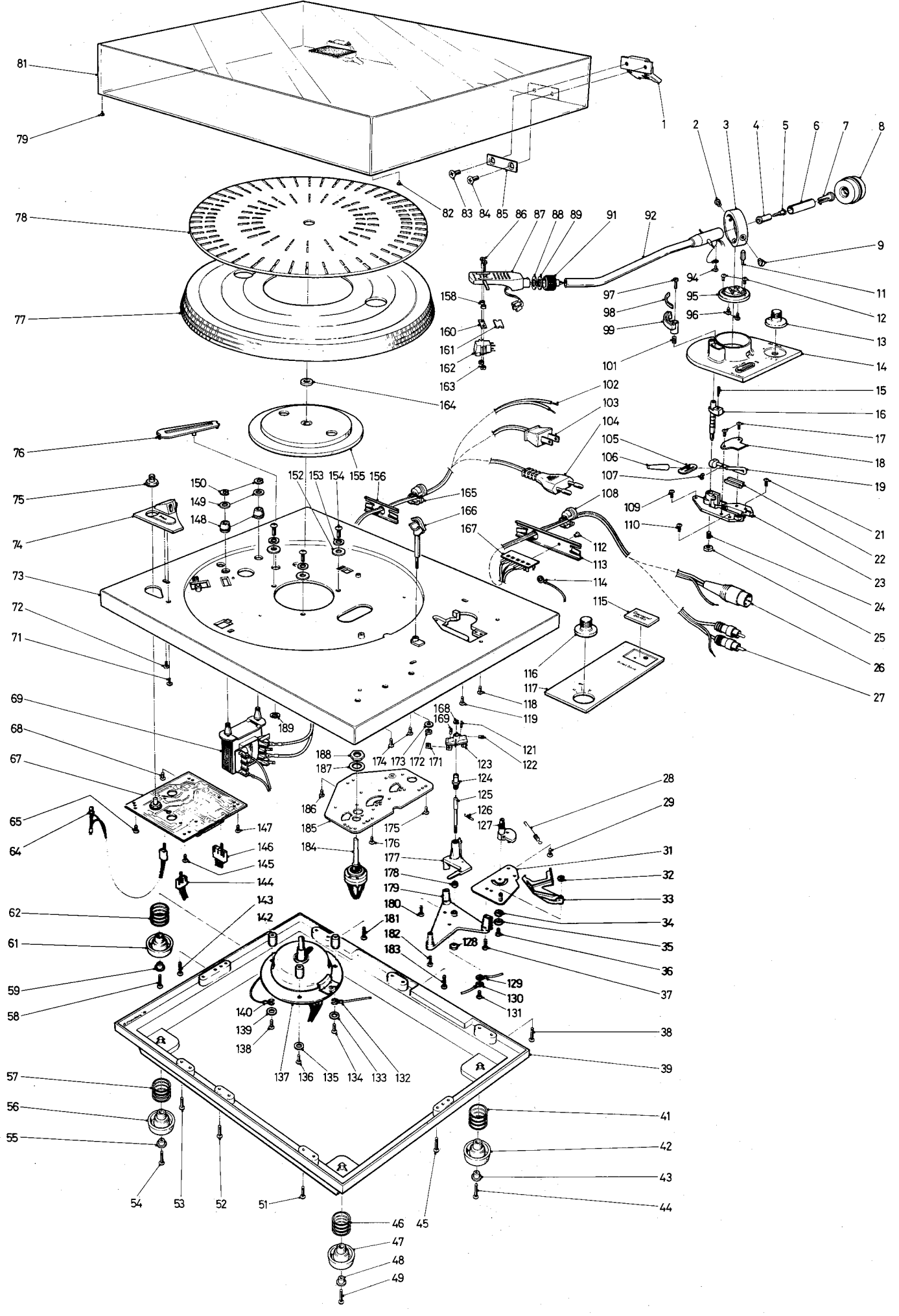


**Note:**

When ordering spare parts please quote 'Garrard DD130', the 8-figure code no. on the coloured inspection label and part no., as well as colour and operating voltage when applicable.

Garrard Sales Service Department,  
Crowdy's Hill Estate, Kembrey Street,  
Swindon, SN2 6BP, Wiltshire, England.  
Telephone: Swindon (0793) 41701.  
Telex: 44271.

In U.S.A. :  
Plessey Consumer Products,  
Garrard Dealer Sales Division,  
100 Commercial Street,  
Plainview, New York 11803.  
Telephone: (516) 938 8900.



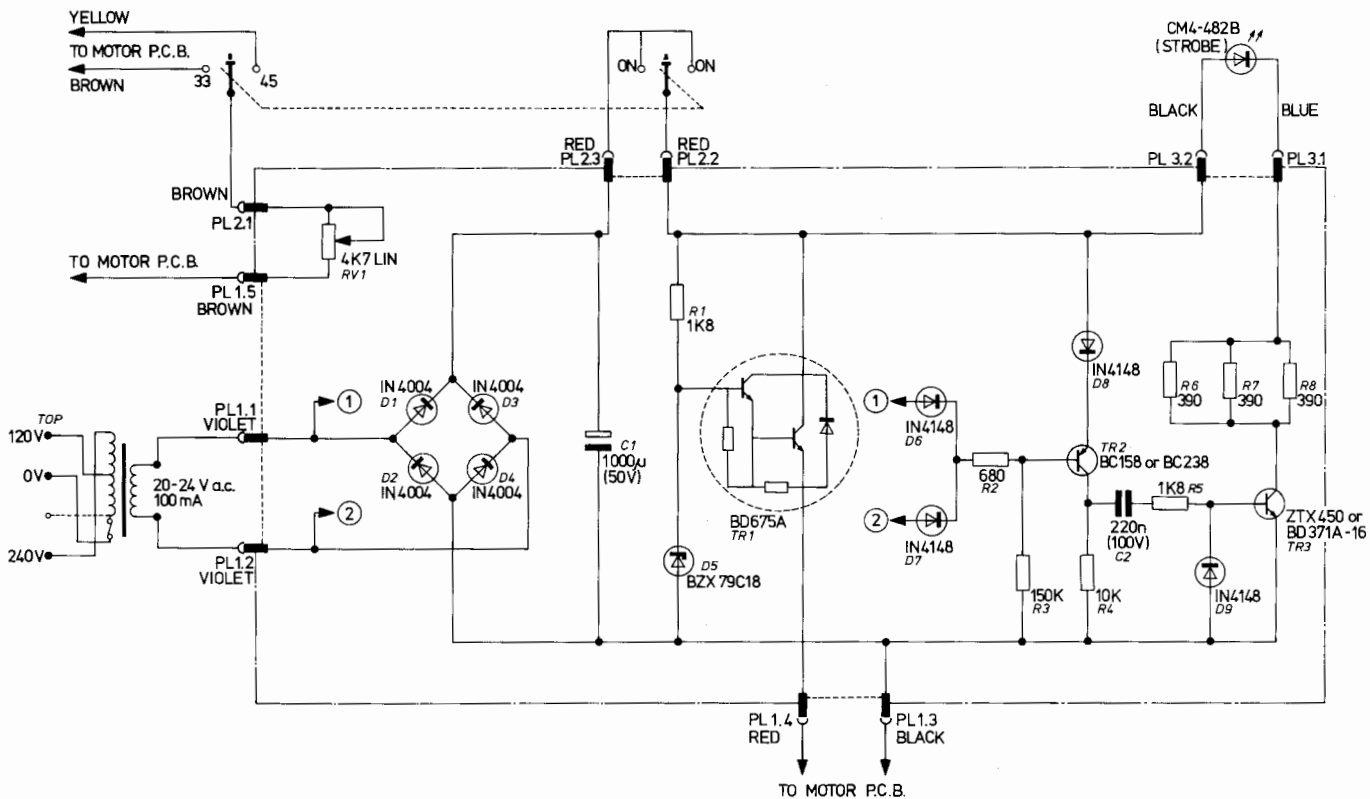
# Parts list for DD130 direct drive turntable

Ref. No.	Garrard Part No.	Description	Ref. No.	Garrard Part No.	Description
1	606/7/80174/001	Hinge (2)	78	606/7/80098/001	Turntable mat
2	606/7/80193/001	Pivot screw	79	606/2/80105/001	Rubber foot
3	606/1/80231/001	Gimbal assembly	80		Not used
4	606/7/78475/001	Isolator	81	606/1/80212/001	Top cover complete
5	606/2/78494/001	Screw	82	606/2/80105/001	Rubber foot
6	606/2/80142/001	Tube	83	999/4/31019/001	Screw (2)
7	606/7/78474/001	Tensioner	84	999/4/31019/001	Screw (2)
8	606/1/80228/001	Counterbalance weight	85	606/7/80199/001	Clamp plate (2)
9	606/7/80194/001	Pivot screw	86		Screw M2.5 length to suit cartridge
10		Not used	87	606/1/80570/100	Pickup head shell type H1
11	606/2/80183/001	Restrictor screw		606/1/80627/002	Pickup head shell type H1 with fixing kit
12	999/4/31039/001	Screw (2)	88	606/2/41235/001	Rubber washer
13	606/7/80073/001	Control knob	89	606/2/41235/001	Rubber washer
14	606/7/80067/020	Pickup arm trim	90		Not used
15	606/2/80156/001	Adjusting screw	91	606/1/80237/001	Pickup arm sleeve, with grip ring and leads
16	606/1/80207/001	Cueing lifter	92	606/1/80216/001	Pickup arm tube, with gimbal
17	999/4/30979/002	Screw (2)	93		Not used
18	606/2/80124/001	Cueing plate	94	999/4/01145/002	Screw
19	606/1/80240/001	Cue lever	95	606/2/80204/001	Gimbal support
20		Not used	96	999/4/00411/052	Screw (2)
21	999/4/31029/017	Screw	97	606/2/80167/001	Screw
22	606/2/80688/001	Friction pad	98	606/7/80080/001	Insert
23	606/1/80241/001	Cueing mechanism with lifter and lever	99	606/1/80229/001	Lifting platform with insert
24	606/7/67055/001	Spring	100		Not used
25	606/2/80256/001	Nut	101	606/7/67047/001	Spring
26	606/7/81092/001	Audio connecting lead (5-pin DIN plug)	102	606/1/80939/001	Mains lead (UK) with strain relief
27	606/7/81091/001	Audio connecting lead (RCA-type phono plugs)	103	606/1/80939/002	Mains lead (Europe) with strain relief
28	606/7/67069/001	Spring	104	606/1/80939/003	Line cord (USA/Canada) with strain relief
29	999/4/31029/017	Screw	105	606/7/80075/001	Cueing trim
30		Not used	106	606/7/80504/001	Cue lever trim
31	606/1/80474/001	Bias plate with lever and cam	107	999/4/00341/036	Spring clip
32	999/4/00431/046	Spring clip	108	702/4/26564/001	'Heyco' bush
33	606/7/80203/001	Bias lever	109	999/4/31029/017	Screw
34	606/4/42561	Washer	110	999/4/31029/017	Screw
35	606/2/41234/002	Washer	111		Not used
36	999/4/01515/020	Screw	112	999/4/00942/130	Rivet
37	999/4/31029/022	Screw	113	606/2/81204/001	Strain relief plate
38	999/4/31029/047	Screw	114	501/1/60343/172	Earth lead
39	606/1/80247/003	Bottom cover moulding with feet	115	606/2/80258/020	Graphics trim
40		Not used	116	606/1/81106/001	Control knob
41	606/7/67066/001	Spring	117	606/1/81357/001	Control trim with name plate
42	606/7/81102/001	Isolator	118	999/4/31029/004	Screw
43	606/2/81103/001	Isolator foot bush	119	999/4/31029/004	Screw
44	999/4/31029/021	Screw	120		Not used
45	999/4/31029/047	Screw	121	606/2/78476/001	Nut
46	606/7/67066/001	Spring	122	991/4/01665/039	Screw
47	606/7/81102/001	Isolator	123	606/1/80471/001	Overload casting complete
48	606/2/81103/001	Isolator foot bush	124	606/2/80744/001	Vertical pivot support
49	999/4/31029/021	Screw	125	606/1/80235/001	Pickup spindle
50		Not used	126	606/4/44448/001	Spring
51	999/4/31029/047	Screw	127	606/7/80091/001	Bias cam
52	999/4/31029/047	Screw	128	606/2/80143/001	Nut
53	999/4/31029/047	Screw	129		Part of 114
54	999/4/31029/021	Screw	130		Part of 132
55	606/2/81103/001	Isolator foot bush	131	999/4/30979/001	Screw
56	606/7/81102/001	Isolator	132	501/1/60343/173	Earth lead
57	606/7/67066/001	Spring	133	999/4/00852/022	Washer
58	999/4/31029/021	Screw	134	991/4/02018/134	Screw
59	606/2/81103/001	Isolator foot bush	135	999/4/00852/022	Washer
60		Not used	136	991/4/02018/134	Screw
61	606/7/81102/001	Isolator	137	501/1/61506/001	Motor and loom assembly
62	606/7/67066/001	Spring	138	991/4/02018/134	Screw
63		Not used	139	999/4/00852/002	Washer
64	702/1/26563/001	L.E.D. and lead assembly	140	501/1/60343/171	Earth lead
65	999/4/31029/017	Screw	141		Not used
66		Not used	142	606/2/81089/001	Motor mounting pillar (3)
67	419/1/41508/001	Printed circuit board assembly	143	999/4/31029/047	Screw
68	999/4/31029/017	Screw	144		Part of item 137
69	606/1/81105/001	Transformer and pillar assembly	145	999/4/31029/017	Screw
70		Not used	146		Part of item 137
71	999/4/02321/004	Screw	147	999/4/31029/017	Screw
72	999/4/02321/004	Screw	148	606/7/80102/001	Grommet (2)
73	606/2/80065/061	Unit plate moulding	149	606/2/41218/026	Washer (2)
74	606/7/80072/020	Pitch control trim	150	999/4/00432/007	Spring clip
75	606/1/80574/001	Pitch control knob assembly	151		Not used
76	606/7/81203/001	Cover	152	606/2/41218/058	Washer (3)
77	606/7/80131/001	Turntable	153	999/4/00852/016	Washer (3)

# Parts list for DD130 direct drive turntable (continued)

Ref. No.	Garrard Part No.	Description	Ref. No.	Garrard Part No.	Description
154	991/4/02018/134	Screw (3)	172	991/4/01911/004	Nut
155	606/2/81095/001	Turntable hub	173	999/4/00852/008	Washer
156	606/2/81085/002	Strain relief plate	174	999/4/02321/004	Screw (2)
157		Not used	175	999/4/31029/017	Screw
158	606/2/80673/001	Spacer (2)	176	999/4/31029/017	Screw
159		Not used	177	606/1/80470/002	Pickup lever
160	606/2/75392/001	Tilt wedge	178	606/2/80163/001	Collar
161	606/2/80696/001	Auxiliary weight	179	606/7/80118/001	Pickup arm housing
162		Cartridge (please state type)	180		Not used
163	606/2/78480/001	Nut (2)	181	999/4/31029/047	Screw
164	606/2/81145/001	Mat centre	182	999/4/31029/036	Screw
165	702/4/26564/001	'Heyco' bush	183	999/4/31029/047	Screw
166	606/1/80233/001	Pickup rest	184	408/7/51893/001	Rotary switch
167	606/4/73057/001	Tag strip	185	606/1/80238/020	Control plate
168	999/4/01167/004	Spring clip	186	999/4/31029/017	Screw
169	991/4/01665/039	Grub screw	187		Washer - supplied with item 184
170		Not used	188		Nut - supplied with item 184
171	606/2/78476/001	Nut	189	999/4/30993/004	Push-on fastener

## Circuit diagram



All fixed resistors are 5% tolerance, 1/3W rating.