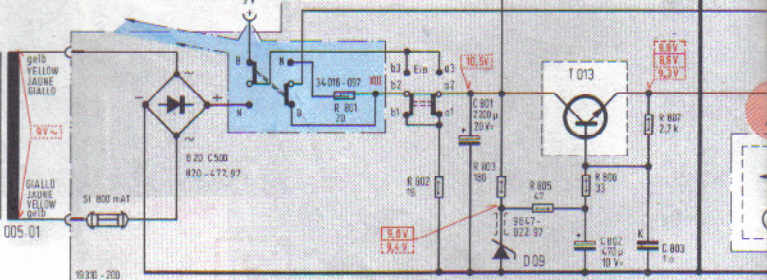
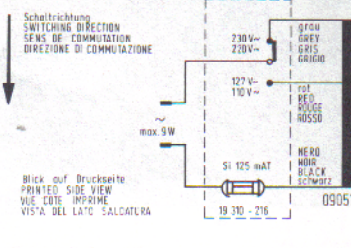
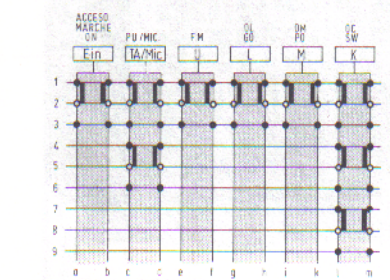
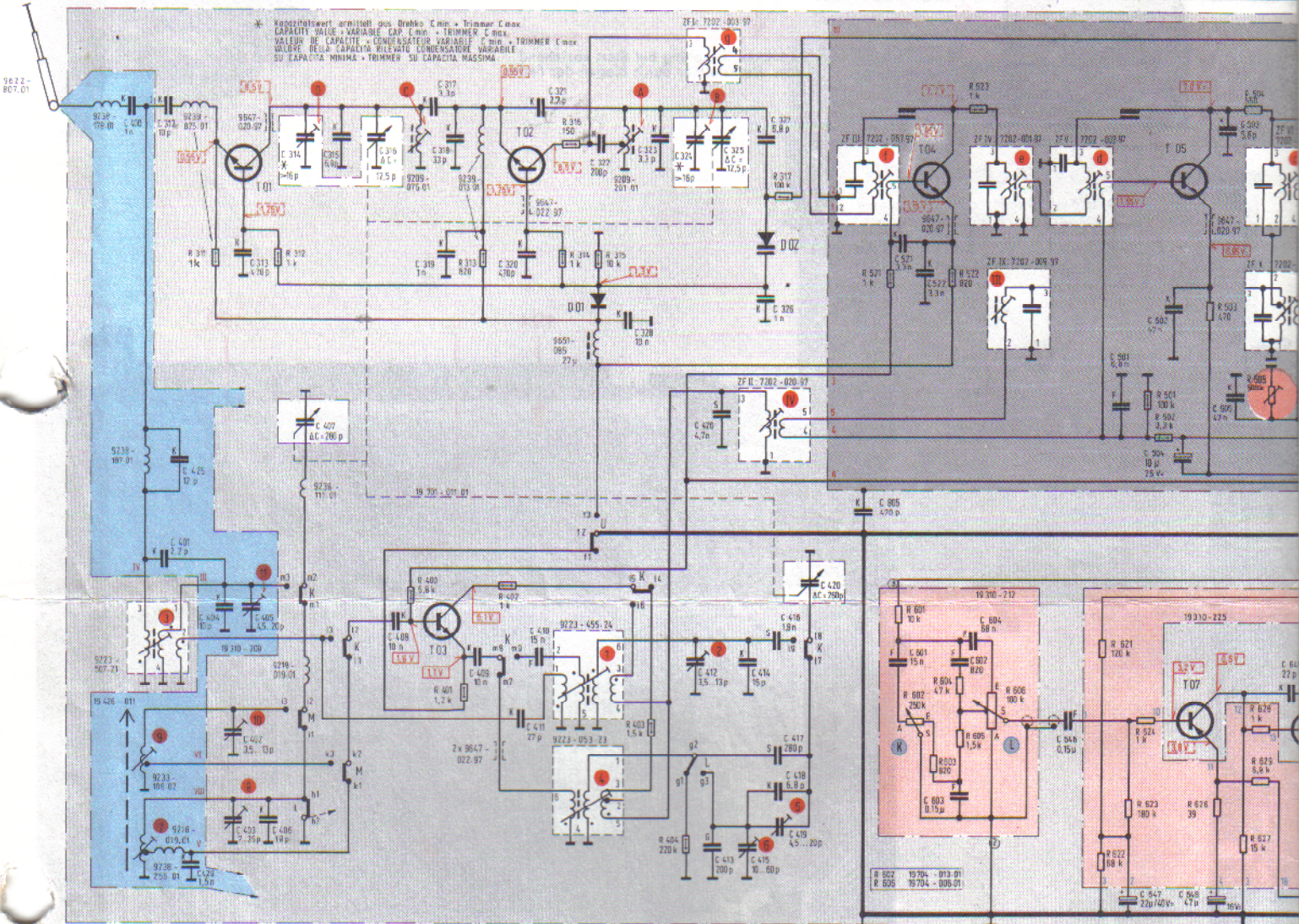
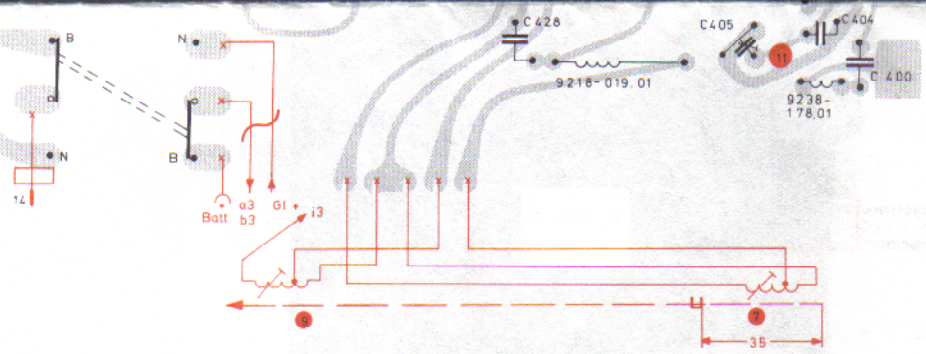


Antennenplatte (Ansicht von der Lötseite)
ANTENNA BOARD (SOLDER TAG VIEW)
PLAQUE D'ANTENNE (VUE COTE SOUDURES)
PIASTRA D'ANTENNA (VISTA DAL LATO SALDATURE)



gezeichnete "Antennenstellung" Gerät "Aus"
 SHOW IN OFF POSITION
 METTE EN POSITION "ARRET"
 RAPPRESENTATO IN POSIZIONE "ASCOLTO"

Wellenbereiche
 WAVE BANDS
 GAMMES D'ONDES
 GAMME D'ONDA

UKW - FM	87.5	108	MHz
KW - SW - DC	5.9	15	MHz
MW - MW - DM	570	1620	KHz
LW - LW - DL	145	270	KHz

Schaltzeichnungs
 SWITCHING DIAGRAM
 SENS DE COMMUTATION
 DIREZIONE DI COMMUTAZIONE

Blick auf Druckseite
 PRINTED SIDE VIEW
 VUE COTE IMPRIME
 VISTA DEL LATO SALDATURA

09057-005.01

Anschlußpunkte von 19310-209 von unten gesehen
 CONNECTING POINTS OF 19310-209 SEEN FROM BELOW
 POINTS DE SENSIBILISATION DE 19310-209 VUS DE DESSOUS
 PUNTI DI CONTATTO DEL 19310-209 VISTI DA SOTTO

II. XII - Masse

Spannungen gemessen bei 9V U₀ gegen \blacktriangle ohne Signal für [A] [B] [C] [D] [E] bei Netzbetrieb 220V ~ [M] [W]

VOLTAGE MEASURED AT 9V U₀ AGAINST \blacktriangle WITHOUT SIGNAL FOR [A] [B] [C] [D] [E] AT MAINS OPERATION 220V ~ [M] [W]

TENSIONS MESUREES A U₀ - 9V PAR RAPPORT AU \blacktriangle SANS SIGNAL POUR [A] [B] [C] [D] [E] A FONCTIONNEMENT SECTEUR 220V ~ [M] [W]

TENSIONE UF DI 9V U₀ MISURATA CONTROLO \blacktriangle IN ASSENZA DI [A] [B] [C] SU [D] [E] CON TENSIONE DI RETE 220V ~ [M] [W]

Änderungen vorbehalten! ALTERATIONS RESERVED! MODIFICAZIONI RESERVEE! CON RISERVA DI MODIFICA!

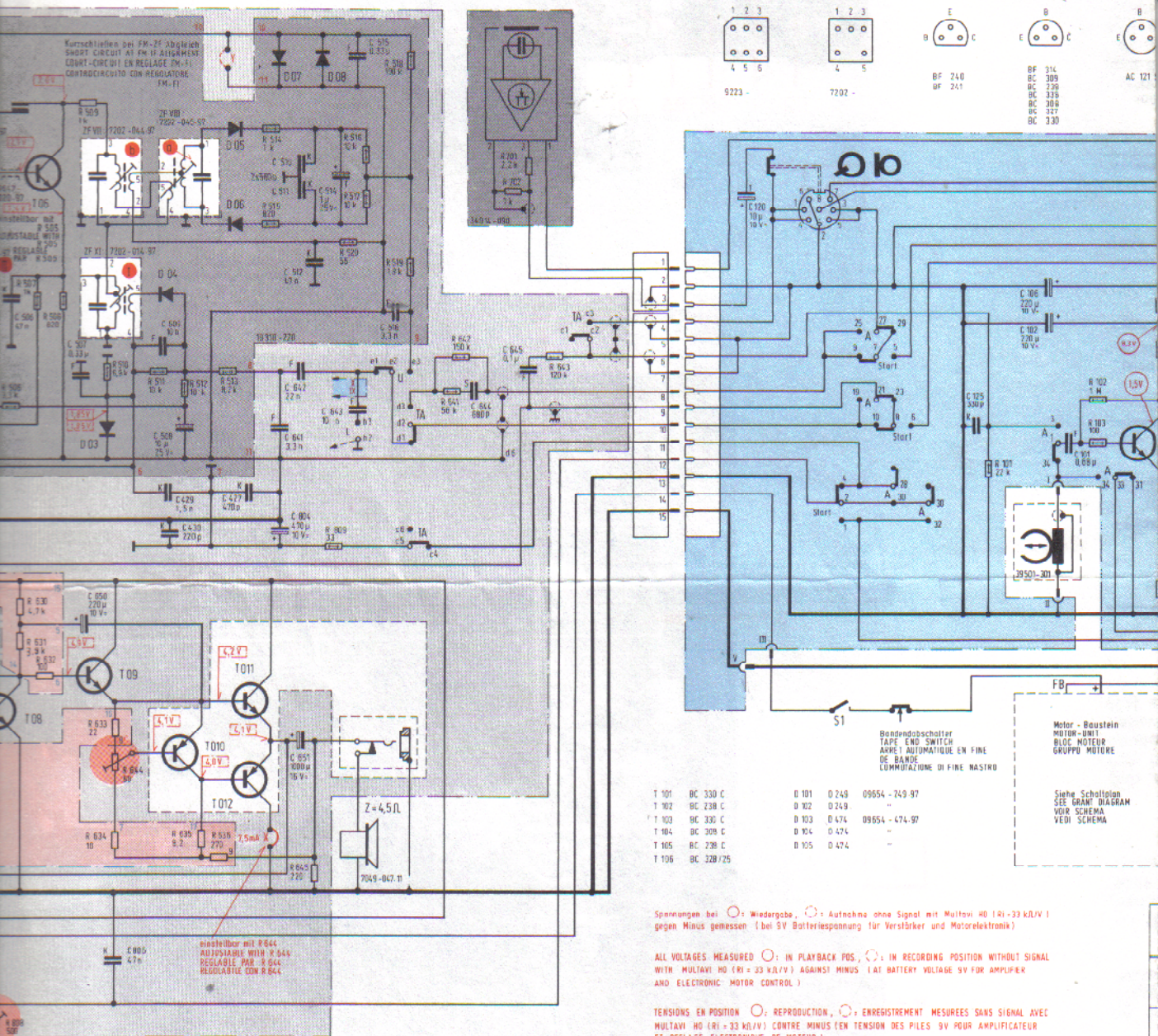
C:	400,	312, 425,	428,	313,	314,	315,	407,	316,	317,	318,	319,	320,	321,	322,	328,	323,	324,	416, 325,	417,	418,	419,	420,	805,	521,	522,	601,	602, 603,	504,	801,	646,	501,	647,	803,	602,	904,	501,	505,	603,	648,	545,	546,				
R:		371,		312,				400,	311,	401,	402,	314,	315,	316,		403,	404,		317,				521,		522,	523,	601,	502,	604,	605,	606,	607,	608,	609,	610,	611,	612,	613,	614,	615,	616,	617,	618,	619,	620,

MONTAGGIO DELLA FUNICELLA C 4100

câble en fibres textiles, longueur 833 mm environ (condensateur variable fermé)

MONTAGGIO DELLA FUNICELLA C 4100

Funicella in materiale tessile lunga circa 833 mm (condensatore variabile chiuso)



- | | | | | |
|-------|-----------|-------|-------|----------------|
| T 101 | BC 330 C | D 101 | D 249 | 09554 - 249-97 |
| T 102 | BC 238 C | D 102 | D 249 | .. |
| T 103 | BC 330 C | D 103 | D 474 | 09554 - 474-97 |
| T 104 | BC 308 C | D 104 | D 474 | .. |
| T 105 | BC 238 C | D 105 | D 474 | .. |
| T 106 | BC 328/25 | | | |


Spannungen bei \odot : Wiedergabe, \ominus : Aufnahme ohne Signal mit Multivari HD (Ri=33 kΩ/V) gegen Minus gemessen (bei 5V Batteriespannung für Verstärker und Motorelektronik)

ALL VOLTAGES MEASURED \odot : IN PLAYBACK POS., \ominus : IN RECORDING POSITION WITHOUT SIGNAL WITH MULTIVARI HD (RI = 33 kΩ/V) AGAINST MINUS (AT BATTERY VOLTAGE 5V FOR AMPLIFIER AND ELECTRONIC MOTOR CONTROL)

TENSIONS EN POSITION \odot : REPRODUCTION, \ominus : ENREGISTREMENT MEASUREES SANS SIGNAL AVEC MULTIVARI HD (RI = 33 kΩ/V) CONTRE MINUS (EN TENSION DES PILES 5V POUR AMPLIFICATEUR ET REGLAGE ELECTRONIQUE DE MOTEUR)

TENSIONI IN \odot : ASCOLTO, \ominus : REGISTRAZIONE MISURATE SENZA SEGNALE CON MULTIVARI HD (RI = 33 kΩ/V) VERSO MINUS (5V DI TENSIONE DI BATTERIA PER AMPLIFICATORE E PILOTAGGIO ELETTRONICO DEL MOTORE)

- | | | | |
|------|----------------------|------|---------------------------|
| T 01 | BF 314 | D 01 | 82 102/194 |
| T 02 | BF 241 | D 02 | RA 124 |
| T 03 | BF 241 | D 03 | 82 102/2V1 od. 82X 75C2V1 |
| T 04 | BF 241 | D 04 | 1N 60 S1 05 9654-027,97 |
| T 05 | BF 241 | D 05 | AA 112 } gespart |
| T 06 | BF 240 | D 06 | AA 112 } gespart |
| T 07 | BC 309 9654-309,97 | D 07 | D 377 9654-167,97 |
| T 08 | BC 239 9654-239,97 | D 08 | D 377 " |
| T 09 | BC 338 | D 09 | Z W 70 9654-290,97 |
| T 10 | AC 121 S 9654-230,01 | | |
| T 11 | AC 187 K | | |
| T 12 | AC 188 K | | |
| T 13 | AC 176 K/T | | |

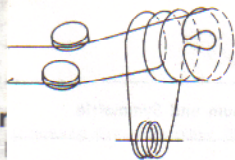


Anschlußpunkte von 19310-225 mit Unten gesehen
CONNECTING POINTS OF 19310-225 SEEN FROM BELOW
PUNTI DI CONTATTO DEL 19310-225 VISTI DA SOTTO

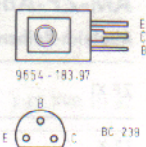
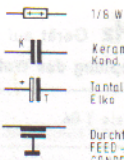
- | | | | | |
|---|--|--------------|---|--|
| einstellbar mit R 608 bei U _g =5V auf Trennelektrode der Batterie - skalo. | Ferritstabantenne FERITIC ROD ANTENNA - FERITIC | 19 420 - 011 | Widerstandsplatte RESISTANCES BOARD PLAQUE DES RESISTANCES PIASTRA DI RESISTENZE | 19 310 - 225 |
| U _g =5V ADJUST WITH R 608 POTENTIAL OF METER TO PLaque DE SUPPORT PIASTRA PORTANTE | Trägerplatte SUPPORTING PLATE PLAQUE D'ALIMENTATION PIASTRA PORTANTE | 19 370 - 208 | Netzteilplatte MAINS TRANSFORMER TRANSFORMATEUR DE SECTEUR TRANSFORMATORE DI ALIMENTAZIONE | 19 310 - 216 |
| HF - NF Plate HF - BF PIASTRA AF - BF | | 19 370 - 200 | Netztransformator MAINS TRANSFORMER TRANSFORMATEUR DE SECTEUR TRANSFORMATORE DI ALIMENTAZIONE | 09057-00501 |
| ZF - Baustein ZF - UNIT | | 19 310 - 220 | Laufwerk kpl. TURNABLE ENSEMBLE D'ENTRAÎNEMENT COMPLESSU DI MOVIMENTO | 9-34001-1000 Mot. - Boost 39/730-00400 |
| Reglerplatte CONTROL BOARD PLAQUE REGLEUSE PIASTRA REGOLATORE | | 19 310 - 212 | Mikrofon - Baustein MICROPHONE UNIT BLOC MICRO GRUPPO MICROFONO | 34014 - 090 |

- | | | | | | |
|---|------|------|------|-----------|----------------|
| 507, 508, 509, 510, 511, 512, 513, 514, 515, 516, 517, 518, 519, 520, 521, 522, 523, 524, 525, 526, 527, 528, 529, 530, 531, 532, 533, 534, 535, 536, 537, 538, 539, 540, 541, 542, 543, 544, 545, 546, 547, 548, 549, 550, 551, 552, 553, 554, 555, 556, 557, 558, 559, 560, 561, 562, 563, 564, 565, 566, 567, 568, 569, 570, 571, 572, 573, 574, 575, 576, 577, 578, 579, 580, 581, 582, 583, 584, 585, 586, 587, 588, 589, 590, 591, 592, 593, 594, 595, 596, 597, 598, 599, 600, 601, 602, 603, 604, 605, 606, 607, 608, 609, 610, 611, 612, 613, 614, 615, 616, 617, 618, 619, 620, 621, 622, 623, 624, 625, 626, 627, 628, 629, 630, 631, 632, 633, 634, 635, 636, 637, 638, 639, 640, 641, 642, 643, 644, 645, 646, 647, 648, 649, 650, 651, 652, 653, 654, 655, 656, 657, 658, 659, 660, 661, 662, 663, 664, 665, 666, 667, 668, 669, 670, 671, 672, 673, 674, 675, 676, 677, 678, 679, 680, 681, 682, 683, 684, 685, 686, 687, 688, 689, 690, 691, 692, 693, 694, 695, 696, 697, 698, 699, 700, 701, 702, 703, 704, 705, 706, 707, 708, 709, 710, 711, 712, 713, 714, 715, 716, 717, 718, 719, 720, 721, 722, 723, 724, 725, 726, 727, 728, 729, 730, 731, 732, 733, 734, 735, 736, 737, 738, 739, 740, 741, 742, 743, 744, 745, 746, 747, 748, 749, 750, 751, 752, 753, 754, 755, 756, 757, 758, 759, 760, 761, 762, 763, 764, 765, 766, 767, 768, 769, 770, 771, 772, 773, 774, 775, 776, 777, 778, 779, 780, 781, 782, 783, 784, 785, 786, 787, 788, 789, 790, 791, 792, 793, 794, 795, 796, 797, 798, 799, 800, 801, 802, 803, 804, 805, 806, 807, 808, 809, 810, 811, 812, 813, 814, 815, 816, 817, 818, 819, 820, 821, 822, 823, 824, 825, 826, 827, 828, 829, 830, 831, 832, 833, 834, 835, 836, 837, 838, 839, 840, 841, 842, 843, 844, 845, 846, 847, 848, 849, 850, 851, 852, 853, 854, 855, 856, 857, 858, 859, 860, 861, 862, 863, 864, 865, 866, 867, 868, 869, 870, 871, 872, 873, 874, 875, 876, 877, 878, 879, 880, 881, 882, 883, 884, 885, 886, 887, 888, 889, 890, 891, 892, 893, 894, 895, 896, 897, 898, 899, 900, 901, 902, 903, 904, 905, 906, 907, 908, 909, 910, 911, 912, 913, 914, 915, 916, 917, 918, 919, 920, 921, 922, 923, 924, 925, 926, 927, 928, 929, 930, 931, 932, 933, 934, 935, 936, 937, 938, 939, 940, 941, 942, 943, 944, 945, 946, 947, 948, 949, 950, 951, 952, 953, 954, 955, 956, 957, 958, 959, 960, 961, 962, 963, 964, 965, 966, 967, 968, 969, 970, 971, 972, 973, 974, 975, 976, 977, 978, 979, 980, 981, 982, 983, 984, 985, 986, 987, 988, 989, 990, 991, 992, 993, 994, 995, 996, 997, 998, 999, 1000 | 120, | 125, | 101, | 102, 103, | 104, 105, 106, |
|---|------|------|------|-----------|----------------|


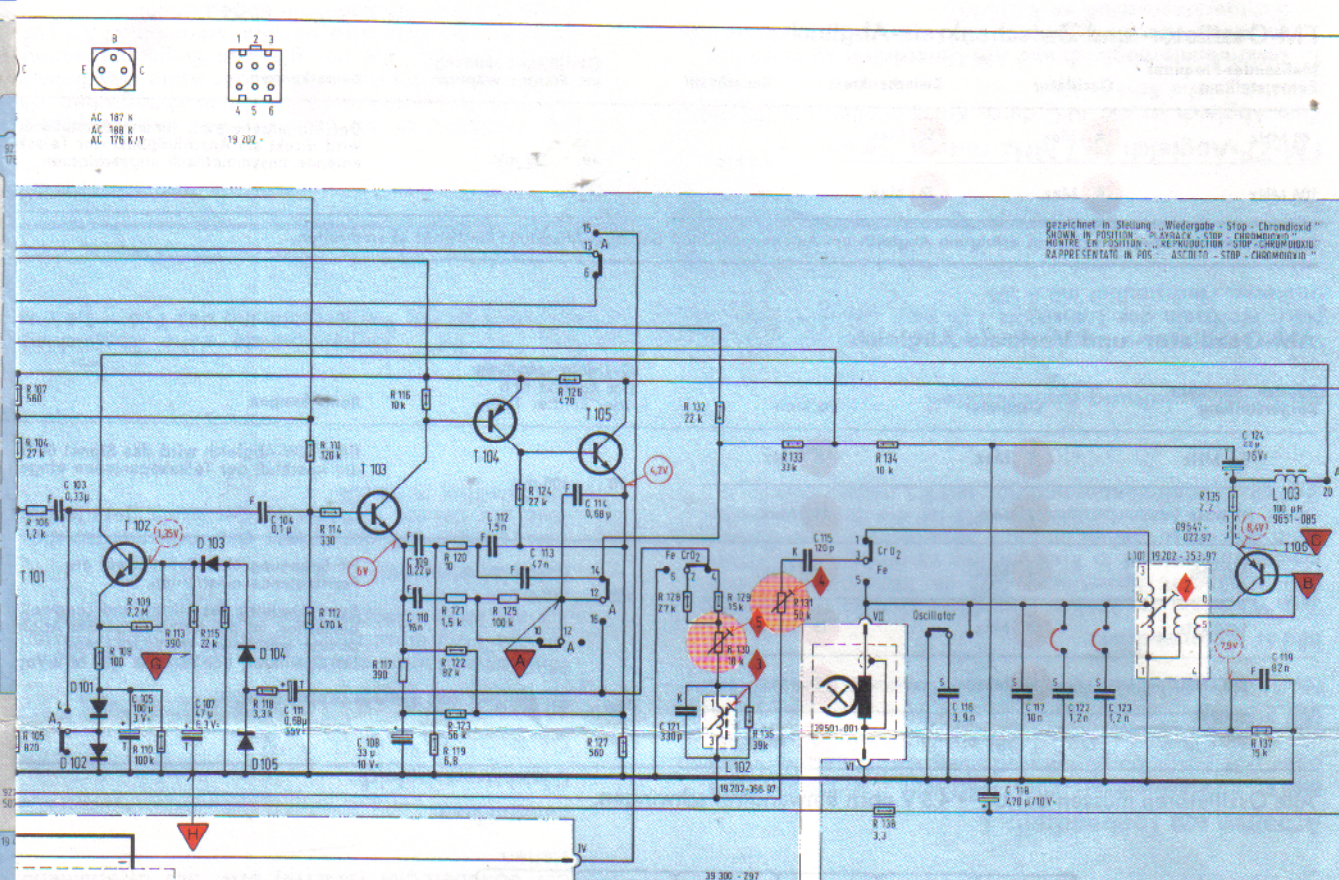
**Antenner
ANTENNA
PLAQUE D'
PIASTRA D**



- L 1 09238 - 185 01
- T 1 BC 238 B
- I 2 9654 - 183 97 Gr. 10 u. 16
- D 1 9654 - 211 97
- D 3 9654 - 351 04
- D 4 9654 - 351 04 } od. 1x BZ 102/1 V 4
- D 5 9654 - 267 97
- C 1 00820 - 505 97
- C 4 }



gezeichnet in Stellung: Wiedergabe - Stop Chromoxid
 shown in position: Playback - Stop Chromoxid
 montre en position: REPRODUCTION - STOP - CHROMOXYDE
 rappresentato in pos.: ASCOLTO - STOP - CROMOSSIDO



ACCESSO MARCHE	FUNCTION ON	OPZIONE DI UNZIONAMENTO	S1
1	rewind AST RIND	AVVOLGIMENTO VELOCE A DESTRA A SINISTRA	•
2	fast wind MARCIA RAPIDE	AVVOLGIMENTO VELOCE A SINISTRA A DESTRA	•
3	stop	ARRESTO	•
4	play	MARCA	•
5	fast forward	MARCA RAPIDE	•
6	stop	ARRESTO	•
7	fast reverse	MARCA RAPIDE	•
8	stop	ARRESTO	•
9	fast forward	MARCA RAPIDE	•
10	stop	ARRESTO	•

Schiebeschalter gez. in Stellung: Wiedergabe
 SLIDER SWITCH SHOWN IN POSITION: PLAYBACK
 COMMUTATEUR GLISSANT MONTRE EN POS.: REPRODUCTION
 COMUTATORE A CURSORE RAPPRESENTATO IN POS.: ASCOLTO

Schiebeschalter gez. in Stellung: Chromoxid
 SLIDER SWITCH SHOWN IN POSITION: CHROMOXID
 COMMUTATEUR GLISSANT MONTRE EN POS.: CHROMOXYDE
 COMUTATORE A CURSORE RAPPRESENTATO IN POS.: CROMOSSIDO

Schiebeschalter gez. in Stellung: Start
 SLIDER SWITCH SHOWN IN POSITION: START
 COMMUTATEUR GLISSANT MONTRE EN POS.: MARCHE
 COMUTATORE A CURSORE RAPPRESENTATO IN POS.: START

Aufnahme
RECORDING
CHROMOSSIDEMENT
REGISTRAZIONE

Wiedergabe
PLAYBACK
REPRODUCTION
ASCOLTO

STOP
ARREST

START
MARCHE

- Auslötwiderstand
- DIN 6207
- 1/8 W
- nicht entflammbarer Widerstand
NON INFLAMMABLE RESISTOR
RESISTENZA NON INFLAMMABILE
- Masse
- + Masse

- Folien-Kond.
- Keramik-Kond.
- Styrotex-Kond.
- Stimmer-Kond.
- Elko
- Tantal-Elko

GRUNDIG

C 4100
(34014 - 906.00)

C 4500
(34015 - 906.00)

C:	105	106	107	108	109	110	111	112	113	114	115	116	117	118	119	120	121	122	123	124	125	126	127	128	129	130	131	132	133	134	135	136	137	138	139	140	141	142	143	144	145	146	147	148	149	150	151	152	153	154	155	156	157	158	159	160	161	162	163	164	165	166	167	168	169	170	171	172	173	174	175	176	177	178	179	180	181	182	183	184	185	186	187	188	189	190	191	192	193	194	195	196	197	198	199	200				
R:	101	102	103	104	105	106	107	108	109	110	111	112	113	114	115	116	117	118	119	120	121	122	123	124	125	126	127	128	129	130	131	132	133	134	135	136	137	138	139	140	141	142	143	144	145	146	147	148	149	150	151	152	153	154	155	156	157	158	159	160	161	162	163	164	165	166	167	168	169	170	171	172	173	174	175	176	177	178	179	180	181	182	183	184	185	186	187	188	189	190	191	192	193	194	195	196	197	198	199	200