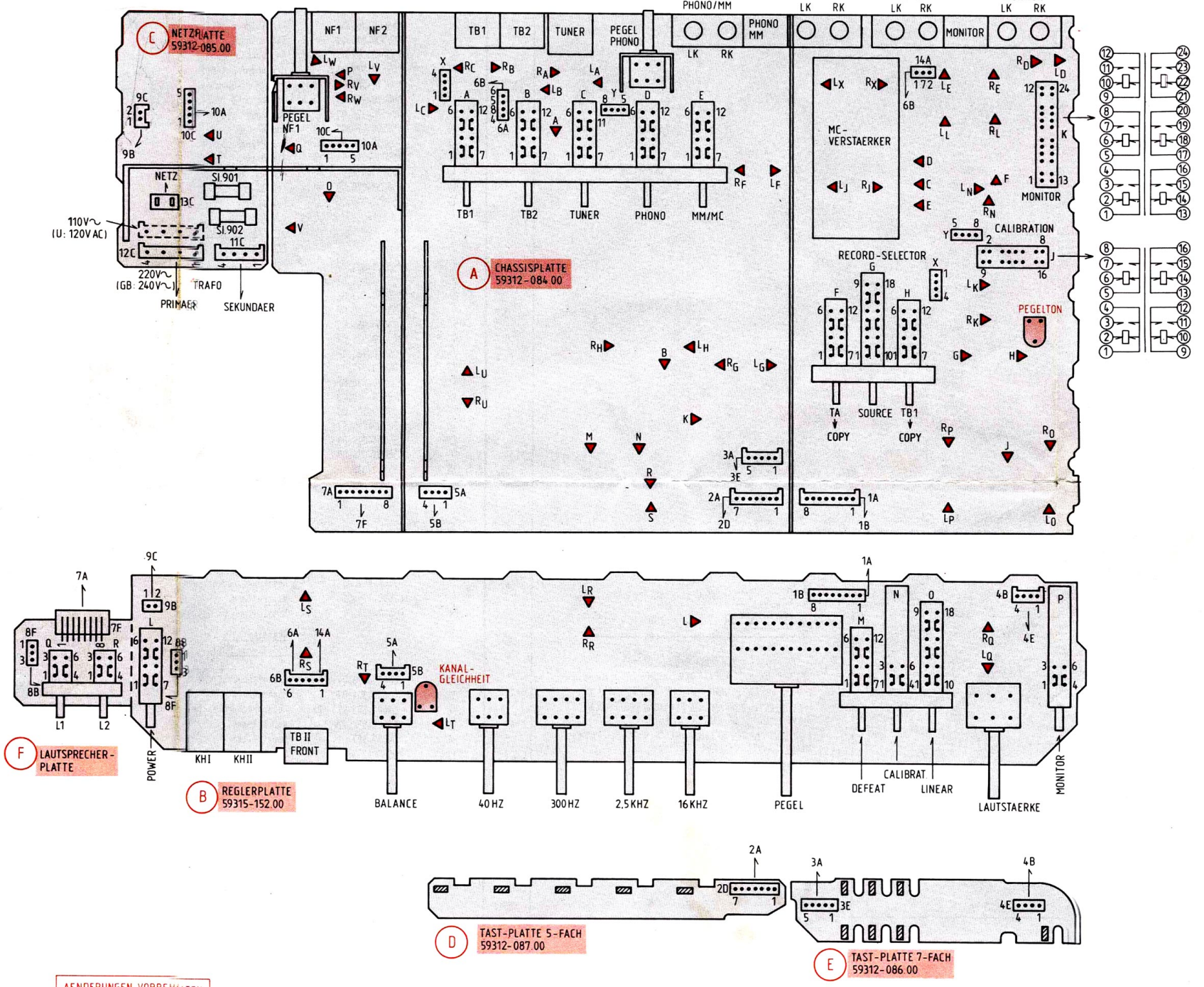

NETZPLATTE 59312-085.00
NF1
NF2
TB1
TB2
TUNER
PEGEL PHONO
PHONO/MM
LK
RK
PHONO MM
PHONO/MC
LINE
MONITOR
CHASSISPLATTE 59312-084.00
MC-VERSTAERKER
RECORD-SELECTOR
CALIBRATION
PEGELTON
TB1
TB2
TUNER
PHONO
MM/MC
TA COPY
SOURCE
TB1 COPY
NETZ
SI.901
SI.902
110V~ (U: 120V AC)
220V~ (GB: 240V~)
TRAFO
PRIMAER
SEKUNDAER
PEGEL
LAUTSPRECHER-PLATTE
POWER
KHI
KHII
TB II FRONT
REGLERPLATTE 59315-152.00
KANAL-GLEICHHEIT
BALANCE
40 HZ
300 HZ
2,5 KHZ
16 KHZ
PEGEL
CALIBRAT
DEFEAT
LINEAR
LAUTSTAERKE
MONITOR
TAST-PLATTE 5-FACH 59312-087.00
TAST-PLATTE 7-FACH 59312-086.00

AENDERUNGEN VORBEHALTEN
ALTERATIONS RESERVED
MODIFICATIONS RESERVEES
CON RISERVA DI MODIFICA

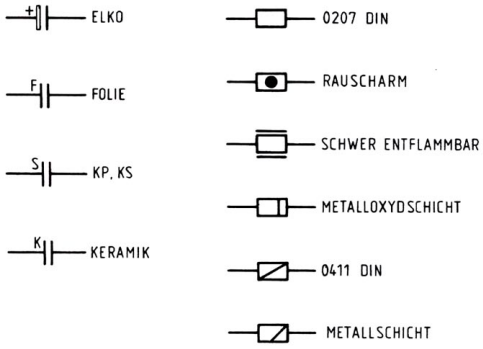

ELKO
FOLIE
KP, KS
KERAMIK
0207 DIN
RAUSCHARM
SCHWER ENTFLAMMBAR
METALLOXYDSCHICHT
0411 DIN
METALLSCHICHT

VORNUMMERN FUER DIODEN UND TRANSISTOREN
INDES NUMBER FOR DIODES AND TRANSISTORS
CHIFFRES REPERES POUR DIODES ET TRANSISTORS
SIGLA PER DIODI E TRANSISTORS

09654 -

ERSATZTYPEN IN KLAMMERN ( )
INTERCH. TYPES IN BRACKETS ( )
TYPES DE RECHANGE EN PARENTH. ( )
TIPI DI RICAMBI IN ( )

TRANSISTOREN:

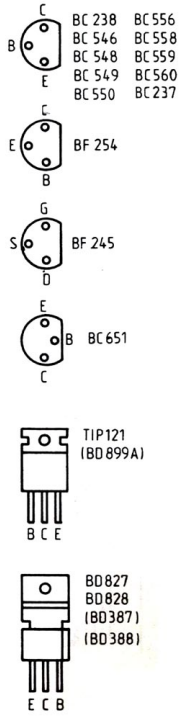

BC 238
BC 546
BC 548
BC 549
BC 550
BC 556
BC 558
BC 559
BC 560
BC 237
BF 254
BF 245
BC 651
TIP121 (BD 899A)
B C E
BD827
BD828
(BD387)
(BD388)
E C B

TBI, TBII FRONT, TBII
1 = AUFNAHME MONO, AUFNAHME STEREO LINKS
2 = MASSE
3 = WIEDERGABE MONO, WIEDERGABE STEREO LINKS
4 = AUFNAHME STEREO RECHTS
5 = WIEDERGABE STEREO RECHTS

TRI, TR II FRONT, TRII
1 = RECORDING MONO, RECORDING LH STEREO
2 = CHASSIS
3 = PLAYBACK MONO, PLAYBACK LH STEREO
4 = RECORDING RH STEREO
5 = PLAYBACK RH STEREO

MAG I, MAG II AVANT, MAG II
1 = ENR MONO, ENR STEREO CANAL GAUCHE
2 = MASSE
3 = LECTURE MONO, LECTURE STEREO CANAL GAUCHE
4 = ENREGISTREMENT STEREO CANAL DROIT
5 = LECTURE STEREO CANAL DROIT

TBI, TBII ANTERIORE, TBII
1 = PRESA MONO, PRESA STEREO SINISTRO
2 = MASSA
3 = RIP MONO, RIP STEREO SINISTRO
4 = PRESA STEREO DESTRO
5 = RIPRODUZIONE STEREO DESTRO

MONITOR, TUNER, PHONO MM
2 = MASSE / CHASSIS / MASSE / MASSA
3 = STEREO LINKS / STEREO LH CHANNEL
STEREO CANAL GAUCHE / STEREO SINISTRO
5 = STEREO RECHTS / STEREO RH CHANNEL
STEREO CANAL DROIT / STEREO DESTRO

SPANNUNGEN MIT GRUNDIG-VOLTMETER (RI = 10MΩ) FALLS NICHT ANDERS ANGEGEBEN, GEGEN MASSE GEMESSEN. MESSWERTE GELTEN BEI 220V~ NETZSPANNUNG UND IM NICHTERWAERMTEN ZUSTAND, OHNE SIGNAL BEI 20°C RAUMTEMPERATUR UND ZUGEDREHTEM LAUTSTAERKEREGLER. SAEMTLICHE SPANNUNGEN UEBER TRENNWIDERSTAND MESSEN

IF NOT OTHERWISE INDICATED ALL VOLTAGES ARE MEASURED AGAINST CHASSIS WITH A GRUNDIG VOLTMETER (RI = 10MΩ). THE VALUES ARE VALID FOR 220V~ AC MAINS VOLTAGE, INSTRUMENT NOT WARMED UP ON WAVEBANDS, NO SIGNAL APPLIED 20°C AMBIENT TEMPERATURE, AND CLOSED VOLUME CONTROL. ALL VOLTAGES MUST BE MEASURED VIA SEPARATING RESISTOR

SAUF INDICATION CONTRAIRE LES TENSIONS SONT MESUREES PAR RAPPORT AU CHASSIS AVEC UN VOLTMETRE GRUNDIG (RI = 10MΩ). LES VALEURS SONT VALABLES POUR UNE TENSION SECTEUR DE 220V~ CA, L'APPAREIL EN ETAT NON-ECHAUFFE, DANS LES GAMMAS D'ONDES SANS SIGNAL, TEMPERATURE AMBIANTE DE 20°C ET REGLAGE DE PUISSANCE FERME LES TENSIONS SONT A MESURER A TRAVERS UNE RESISTANCE DE SEPARATION

TENSIONI MISURATE CON VOLTMETRO GRUNDIG (RI = 10MΩ) SALVE ALTRE INDICAZIONI, RIFERITE A MASSA. I VALORI DI MISURA VALGONO CON TENSIONE DI RETE DI 220V~ E RILEVATI A FREDDO SU SENZA SEGNALE. CON TEMPERATURA AMBIENTALE DI 20°C E COL REGOLATORE DI VOLUME A ZERO TUTTE LE TENSIONI SONO MISURATE MEDIANTE UNA RESISTENZA DI SEPARAZIONE

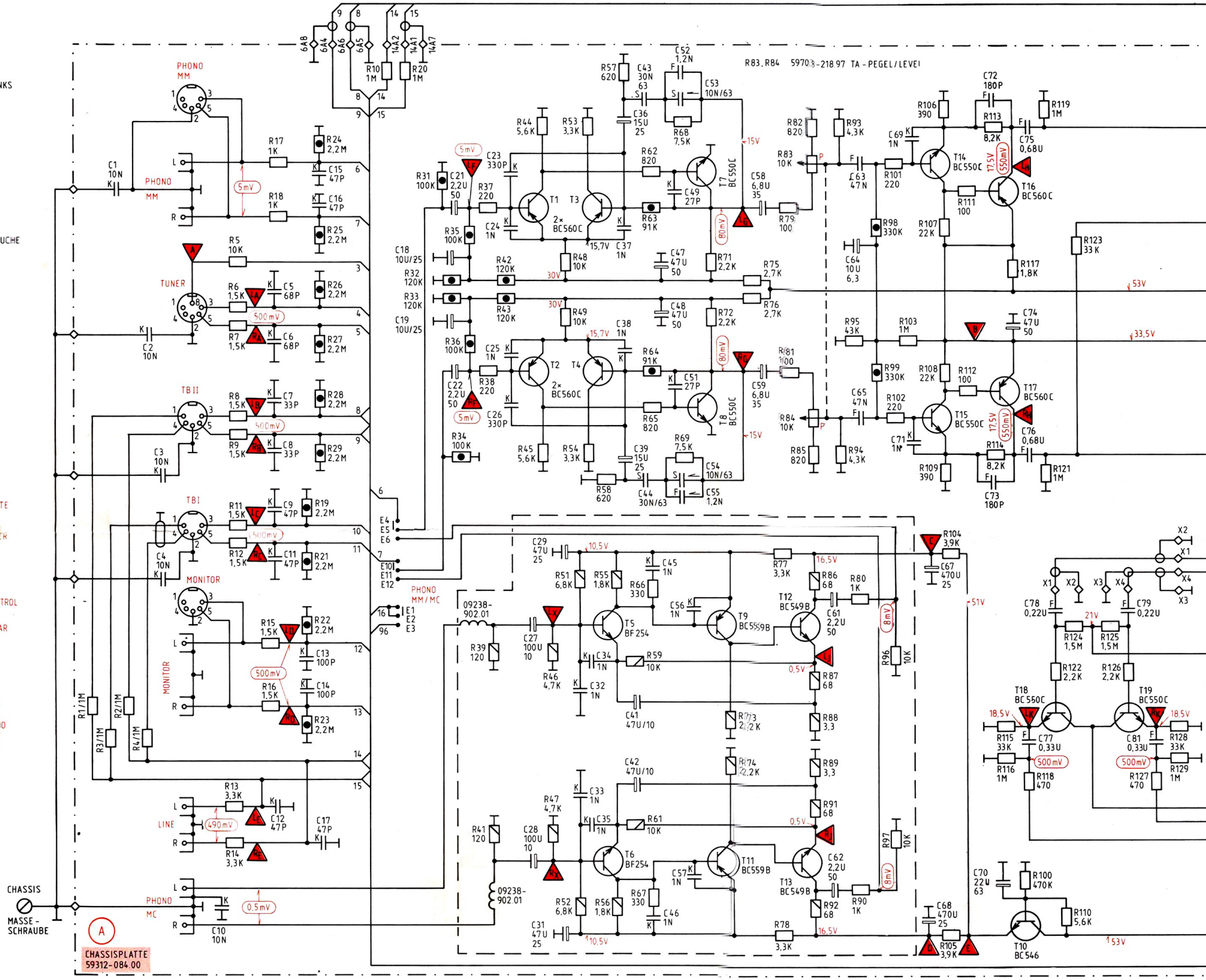
PHONO MM
TUNER
TB II
TB I
MONITOR
LINE
PHONO MC
PHONO MM / MC
CHASSIS
MASSE-SCHRAUBE
A
CHASSISPLATTE 59312-084.00
R83, R84 59703-218.97 TA-PEGEL/LEVEL
6A8 6A4 6A6 6A5 14A2 14A1 14A7
9 8 14 15
R10 1M
R20 1M
C1 10N
C2 10N
C3 10N
C4 10N
C10 10N
R17 1K
R18 1K
R24 2,2M
R25 2,2M
C15 47P
C16 47P
5mV
R5 10K
R6 1,5K
R7 1,5K
C5 68P
C6 68P
R26 2,2M
R27 2,2M
500mV
R8 1,5K
R9 1,5K
C7 33P
C8 33P
R28 2,2M
R29 2,2M
R11 1,5K
R12 1,5K
C9 47P
C11 47P
R19 2,2M
R21 2,2M
R15 1,5K
R16 1,5K
C13 100P
C14 100P
R22 2,2M
R23 2,2M
R13 3,3K
R14 3,3K
C12 47P
C17 47P
490mV
0,5mV
R1/1M R2/1M R3/1M R4/1M
E4 E5 E6 E10 E11 E12 E1 E2 E3
16 96
R31 100K
C21 2,2U 50
R37 220
C23 330P
R35 100K
C24 1N
T1 T3 2× BC560C
R44 5,6K
R53 3,3K
R57 620
C43 30N 63
C36 15U 25
C52 1,2N
C53 10N/63
R68 7,5K
R62 820
C49 27P
T7 BC550C
R63 91K
C37 1N
15,7V
R48 10K
C47 47U 50
R71 2,2K
80mV
C18 10U/25
R32 120K
R33 120K
C19 10U/25
R42 120K
R43 120K
30V
R49 10K
C48 47U 50
R72 2,2K
R75 2,7K
R76 2,7K
R36 100K
C22 2,2U 50
R38 220
C25 1N
C26 330P
T2 T4 2× BC560C
C38 1N
R64 91K
C51 27P
R65 820
T8 BC550C
R34 100K
R45 5,6K
R54 3,3K
C39 15U 25
R69 7,5K
C54 10N/63
R58 620
C44 30N/63
C55 1,2N
-15V
C58 6,8U 35
R79 100
C59 6,8U 35
R81 100
R82 820
R83 10K
R84 10K
R85 820
R93 4,3K
R94 4,3K
C63 47N
R101 220
C69 1N
R98 330K
C64 10U 6,3
R95 43K
R103 1M
R99 330K
C65 47N
R102 220
C71 1N
R106 390
R107 22K
R108 22K
R109 390
T14 BC550C
T15 BC550C
R111 100
R112 100
T16 BC560C
T17 BC560C
C72 180P
R113 8,2K
R114 8,2K
C73 180P
17,5V
550mV
R117 1,8K
C74 47U 50
C75 0,68U
C76 0,68U
R119 1M
R121 1M
R123 33K
53V
33,5V
C29 47U 25
10,5V
R51 6,8K
R55 1,8K
C45 1N
R66 330
R77 3,3K
16,5V
R86 68
R80 1K
R104 3,9K
C67 470U 25
51V
09238-902.01
C27 100U 10
R39 120
R46 4,7K
T5 BF254
C34 1N
C32 1N
C56 1N
T9 BC559B
T12 BC549B
C61 2,2U 50
R59 10K
0,5V
R87 68
R96 10K
8mV
C41 47U/10
R73 2,2K
R88 3,3
R74 2,2K
R89 3,3
C42 47U/10
C33 1N
R47 4,7K
C35 1N
R61 10K
R91 68
R97 10K
R41 120
C28 100U 10
T6 BF254
C57 1N
T11 BC559B
T13 BC549B
C62 2,2U 50
R67 330
R52 6,8K
R56 1,8K
C46 1N
R90 1K
R92 68
C31 47U 25
R78 3,3K
C68 470U 25
R105 3,9K
T10 BC546
C70 22U 63
R100 470K
R110 5,6K
X1 X2 X3 X4
C78 0,22U
C79 0,22U
21V
R124 1,5M
R125 1,5M
R122 2,2K
R126 2,2K
T18 BC550C
T19 BC550C
18,5V
R115 33K
R116 1M
C77 0,33U
R118 470
C81 0,33U
R128 33K
R127 470
R129 1M

C	1. 2. 3. 10. 5, 8, 12. 13, 15. 18, 21. 23, 26, 27. 29. 32, 34. 36, 39, 43, 46, 49, 53, 56. 58. 61. 63. 67, 69. 72, 74, 75, 78. 79. 81. 4. 6, 9. 14, 16. 19, 22. 24. 28. 31. 33, 35. 37, 41, 44, 47, 51, 54, 57. 59. 62. 64. 68, 71. 73. 76. 7, 11. 17. 25. 38, 42, 45, 48, 52, 55. 65. 70. 77.
R	1. 3. 2. 4. 5, 8, 12. 15, 17. 19, 23. 24, 27. 10. 20. 31, 32, 35. 37, 39, 42. 44, 46, 48, 51, 53. 55, 57, 61, 64, 67. 68. 71. 73. 75. 77, 79, 82, 85, 88, 92. 95, 98. 101, 103. 96, 104. 106, 109, 111 113, 116. 118. 119, 122, 123. 125, 126. 127. 128. 6, 9, 13. 16, 18. 21. 25, 28. 33, 36. 38, 41, 43. 45, 47, 49, 52, 54. 56, 58, 62, 65. 69. 72. 74. 76. 78, 81, 83, 86, 89, 93. 80, 99. 102. 97, 105, 107. 112 114, 117. 100, 121, 110, 124. 129. 7, 11, 14. 22. 26, 29. 34. 59, 63, 66. 84, 87, 91, 94. 90. 108. 115.

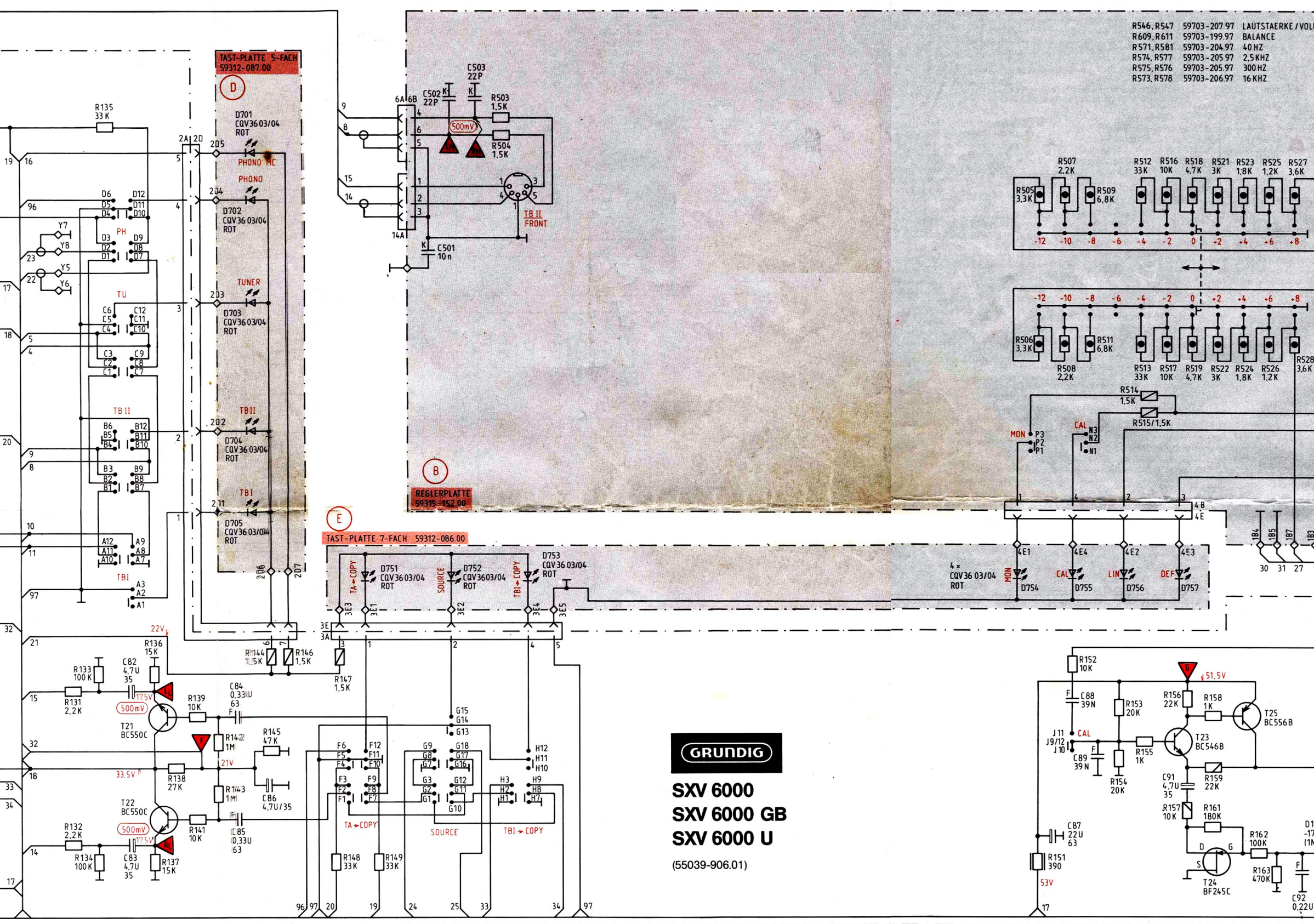
R546, R547 59703-207.97 LAUTSTAERKE / VOL
R609, R611 59703-199.97 BALANCE
R571, R581 59703-204.97 40 HZ
R574, R577 59703-205.97 2,5 KHZ
R575, R576 59703-205.97 300 HZ
R573, R578 59703-206.97 16 KHZ
TAST-PLATTE 5-FACH
59312-087.00
D
D701 CQV36 03/04 ROT
PHONO MC
PHONO
D702 CQV36 03/04 ROT
TUNER
D703 CQV36 03/04 ROT
TB II
D704 CQV36 03/04 ROT
TB I
D705 CQV36 03/04 ROT
B
REGLERPLATTE
59315-152.00
E
TAST-PLATTE 7-FACH 59312-086.00
TA→COPY
D751 CQV36 03/04 ROT
SOURCE
D752 CQV3603/04 ROT
TBI→COPY
D753 CQV36 03/04 ROT
4 × CQV36 03/04 ROT
MON
D754
CAL
D755
LIN
D756
DEF
D757
TB II FRONT
C502 22P
C503 22P
R503 1,5K
R504 1,5K
500mV
C501 10n
R135 33K
R507 2,2K
R505 3,3K
R509 6,8K
R512 33K
R516 10K
R518 4,7K
R521 3K
R523 1,8K
R525 1,2K
R527 3,6K
-12 -10 -8 -6 -4 -2 0 +2 +4 +6 +8
R506 3,3K
R508 2,2K
R511 6,8K
R513 33K
R517 10K
R519 4,7K
R522 3K
R524 1,8K
R526 1,2K
R528 3,6K
R514 1,5K
R515/1,5K
MON
CAL
PH
TU
TB II
TBI
22V
R136 15K
R133 100K
C82 4,7U 35
R131 2,2K
17,5V
500mV
T21 BC550C
R139 10K
C84 0,33U 63
R142 1M
R145 47K
33,5V
21V
R138 27K
R143 1M
C86 4,7U/35
T22 BC550C
R132 2,2K
500mV
17,5V
R134 100K
C83 4,7U 35
R137 15K
R141 10K
C85 0,33U 63
R144 1,5K
R146 1,5K
R147 1,5K
R148 33K
R149 33K
TA→COPY
SOURCE
TBI→COPY
R152 10K
C88 39N
R153 20K
R156 22K
R158 1K
51,5V
T25 BC556B
T23 BC546B
CAL
C89 39N
R155 1K
R154 20K
C91 4,7U 35
R159 22K
R157 10K
R161 180K
R162 100K
C87 22U 63
R151 390
53V
T24 BF245C
R163 470K
C92 0,22U

GRUNDIG

SXV 6000
SXV 6000 GB
SXV 6000 U

(55039-906.01)

82, 83, 84, 85, 86, 501, 502, 503, 87, 88, 89, 91, 92,

131, 132, 133, 135, 134, 136, 138, 137, 139, 141, 1142, 1143, 144, 146, 145, 147, 148, 149, 503, 504, 505, 506, 151, 507, 152, 509, 508, 511, 153, 512, 515, 516, 156, 518, 158, 521, 523, 162, 525, 527, 154, 513, 155, 517, 157, 519, 159, 522, 524, 526, 528, 514, 161, 163,

070880St 22.738 55039-942.00

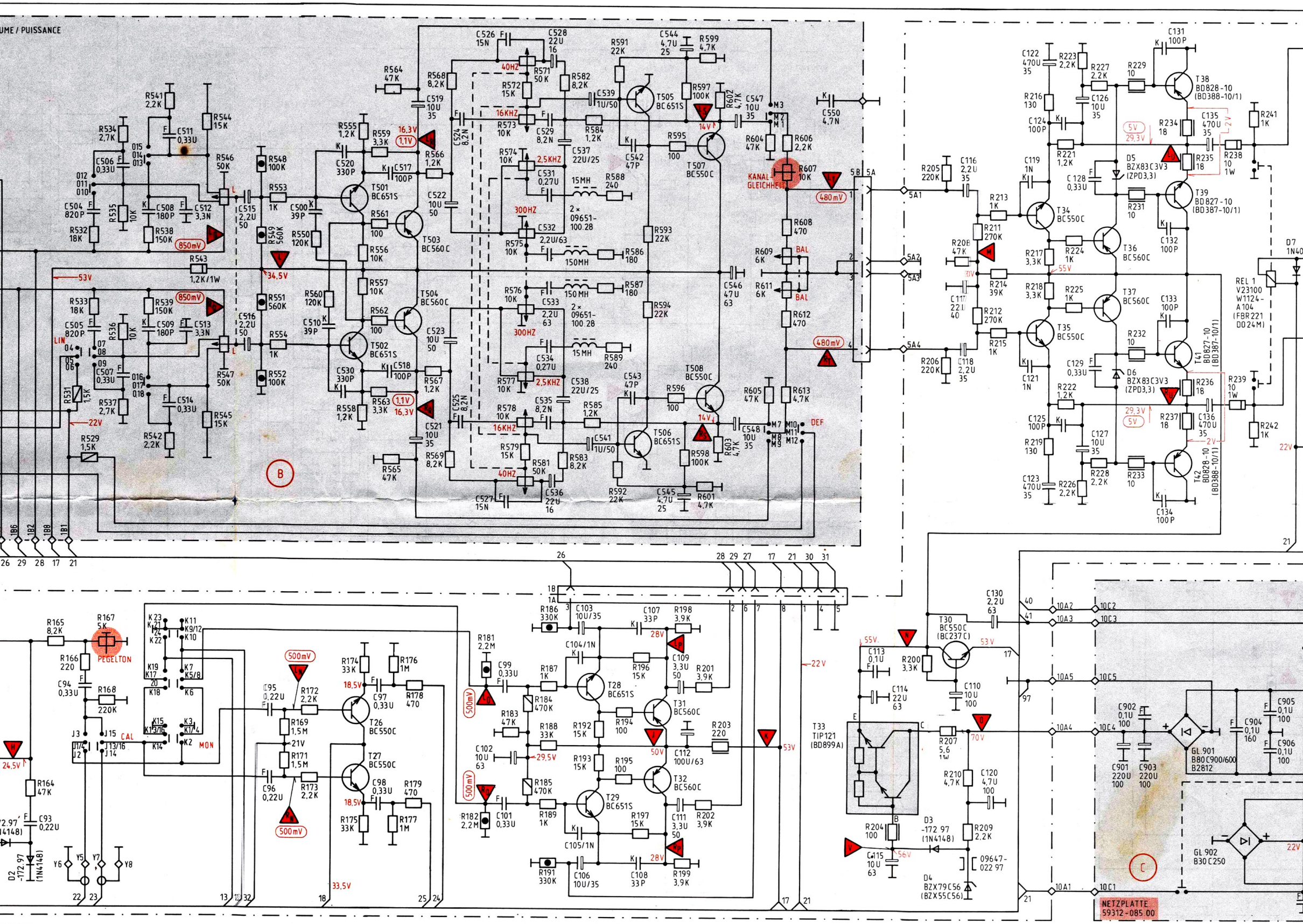
UME / PUISSANCE
B
C
NETZPLATTE
59312-085 00
KANAL-GLEICHHEIT
BAL
DEF
PEGELTON
CAL
MON
LIN
T501 BC651S
T502 BC651S
T503 BC560C
T504 BC560C
T505 BC651S
T506 BC651S
T507 BC550C
T508 BC550C
T26 BC550C
T27 BC550C
T28 BC651S
T29 BC651S
T31 BC560C
T32 BC560C
T30 BC550C (BC237C)
T33 TIP121 (BD899A)
T34 BC550C
T35 BC550C
T36 BC560C
T37 BC560C
T38 BD828-10 (BD388-10/1)
T39 BD827-10 (BD387-10/1)
T41 BD827-10 (BD387-10/1)
T42 BD828-10 (BD388-10/1)
D5 BZX83C3V3 (ZPD3,3)
D6 BZX83C3V3 (ZPD3,3)
D4 BZX79C56 (BZX55C56)
D3 -172 97 (1N4148)
D7 1N4004
REL 1 V23100 W1124-A104 (FBR221 D024M)
GL 901 B80C900/600 B2812
GL 902 B30C250
40HZ
16KHZ
2,5KHZ
300HZ
850mV
480mV
500mV
53V
34,5V
22V
16,3V
1,1V
14V
55V
70V
56V
29,3V
28V
50V
33,5V
18,5V
24,5V

93. | 94.504. 505. | 506. 507. | 508. 509. | 511. 514. | 512. 513. | 515. 516. | 95. 96. | 500. | 510. 520. 530. | 97. 517. 98. 518. | 519. 521. | 522. 524 523. 525. | 99. 526. 101. 527. 102. | 528. 532. 535. 538. 105. 541. 529. 533. 536. 103. 106. 531. 534. 537. 104. 539. | 542. 108. 543. 107. | 544. 111. 545. 112. 109. | 546. 547. 548. | 550. | 113. 115. 114. | 110. 116. 117. 118. | 120. 130. | 119. 122. 124. 121. 123. 125. | 126. 128. 127. 129. | 901. | 902. 903. | 131. 134. 132. 133. | 135. 136. | 904. | 905. 906.

164. | 165. | 531. 532. 166. 167. 534. 533. 529. | 537. 538. 168. 535. 536. | 541. 543. 539. 542. | 544. 546 545. 547 | 548. 552. 549. 553. 551. 554. | 169. 550. 560. 171. 172. 173. | 555. 558. 559. 563. 564. 179. 556. 174. 561. 176. 565. 557. 175. 562. 177. 178. | 566. 568. 567. 569. | 181. 183. 573. 576. 579. 185. 188. 582. 585. 586. 589. 194. 197. 595. 598. 599. 202. 203. 182. 571. 574. 577. 581. 186. 189. 583. 192. 587. 591. 195. 593. 596. 198. 601. 602. 572. 575. 578. 184. 187. 191. 584. 193. 588. 592. 196. 594. 597. 199. 201. 603. | 604. 607. 611. 605. 608. 612. 606. 609. 613. | 204. | 200. 205. 208. 211. 206. 210. 212. 207. 209. | 213. 214. 215. | 216. 219. 223. 226. 227. 217. 221. 224. 218. 222. 225. | 228. | 229. 233. 231. 232. | 234. 237. 235. 236. | 238. 241. 239. 242.

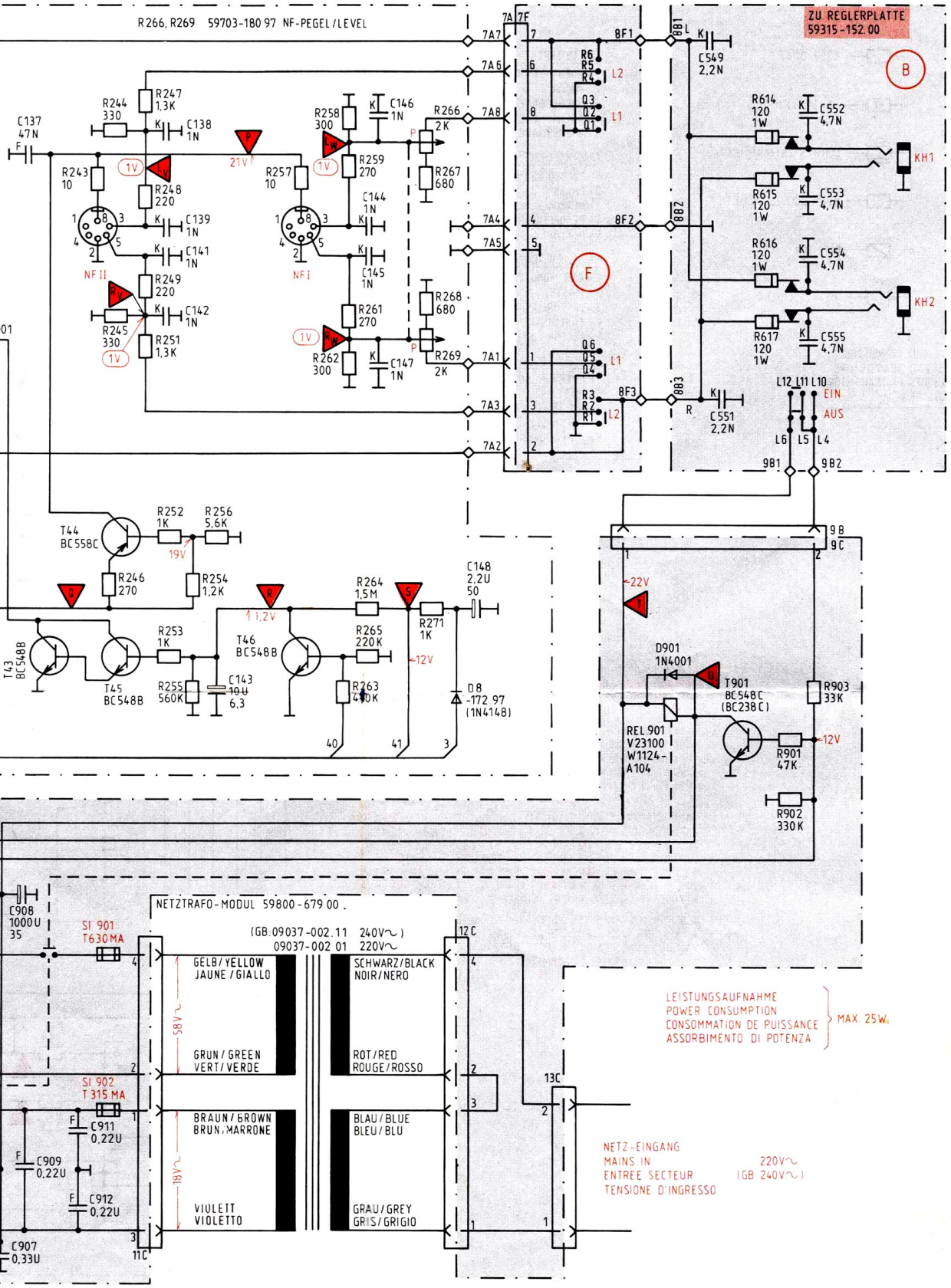
R266, R269 59703-180 97 NF-PEGEL/LEVEL
ZU REGLERPLATTE 59315-152.00
B
F
C137 47N
R244 330
R247 1,3K
C138 1N
R243 10
R248 220
C139 1N
C141 1N
NF II
R249 220
C142 1N
R245 330
R251 1,3K
R258 300
C146 1N
R266 2K
R257 10
R259 270
R267 680
C144 1N
NF I
C145 1N
R261 270
R268 680
R262 300
C147 1N
R269 2K
21V
1V
7A7
7A6
7A8
7A4
7A5
7A1
7A3
7A2
8F1
8F2
8F3
8B1
8B2
8B3
L1
L2
C549 2,2N
R614 120 1W
C552 4,7N
R615 120 1W
C553 4,7N
R616 120 1W
C554 4,7N
R617 120 1W
C555 4,7N
KH1
KH2
C551 2,2N
L12 L11 L10
EIN
AUS
L6 L5 L4
9B1
9B2
9B
9C
T44 BC558C
R252 1K
R256 5,6K
R246 270
R254 1,2K
19V
1,2V
R264 1,5M
C148 2,2U 50
R271 1K
T43 BC548B
T45 BC548B
R253 1K
T46 BC548B
R265 220K
-12V
R255 560K
C143 10U 6,3
R263 470K
D8 -172 97 (1N4148)
40
41
3
-22V
D901 1N4001
T901 BC548C (BC238C)
R903 33K
REL 901 V23100 W1124-A104
R901 47K
-12V
R902 330K
C908 1000U 35
SI 901 T630MA
NETZTRAFO-MODUL 59800-679.00
(GB:09037-002.11 240V~)
09037-002.01 220V~
GELB/YELLOW JAUNE/GIALLO
58V~
GRUN/GREEN VERT/VERDE
SCHWARZ/BLACK NOIR/NERO
ROT/RED ROUGE/ROSSO
SI 902 T315MA
C911 0,22U
C909 0,22U
C912 0,22U
BRAUN/BROWN BRUN/MARRONE
18V~
VIOLETT VIOLETTO
BLAU/BLUE BLEU/BLU
GRAU/GREY GRIS/GRIGIO
C907 0,33U
11C
12C
13C
NETZ-EINGANG
MAINS IN
ENTREE SECTEUR
TENSIONE D'INGRESSO
220V~
(GB 240V~)

LEISTUNGSAUFNAHME
POWER CONSUMPTION
CONSOMMATION DE PUISSANCE
ASSORBIMENTO DI POTENZA
MAX 25W.

AENDERUNGEN VORBEHALTEN
ALTERATIONS RESERVED
MODIFICATIONS RESERVEES
CON RISERVA DI MODIFICA

NF-SPANNUNGEN MIT GRUNDIG-MILLIVOLTMETER (RI = 1 MΩ // 50PF) GEGEN MASSE GEMESSEN, MESSWERTE GELTEN FUER EINGANGSSPANNUNGEN VON 500mV AN TBI, TBII, TUNER, MONITOR UND 5mV AN PHONO/MM, SOWIE 0,5mV AN PHONO/MC MIT JEWEILS 1000HZ. DAS GERAET BEFINDET SICH IN FOLGENDEM BETRIEBSZUSTAND: TBI „EIN", LAUTSTAERKEREGLER AUF JE 2×1V, KLANG- UND BALANCEREGLER IN MECHANISCHER MITTELSTELLUNG, MONITORSCHALTER „AUS"

ALL AF VOLTAGES ARE MEASURED AGAINST CHASSIS WITH A GRUNDIG MILLIVOLTMETER (RI = 1 MΩ // 50PF) THE VALUES ARE VALID FOR INPUT VOLTAGES OF 500mV ON TBI, TBII, TUNER, MONITOR AND 5mV ON PHONO/MM AND 0,5mV ON PHONO/MC AT A FREQUENCY OF 1000HZ THE UNIT MUST BE SWITCHED TO THE FOLLOWING OPERATING MODES: TBI "ON", VOLUME CONTROL TO 2×1V, TONE- AND BALANCE CONTROLS TO MID-POSITION, MONITOR SWITCH "OFF".

LES TENSIONS BF SONT MESUREES AVEC UN MILLIVOLTMETRE GRUNDIG PAR RAPPORT AU CHASSIS. LES VALEURS MESUREES SONT VALABLES POUR UNE TENSION D'ENTREE DE 500mV EN TBI, TBII, TUNER, MONITOR, UNE TENSION D'ENTREE DE 5mV EN PHONO/MM ET UNE TENSION DE 0,5mV EN PHONO/MC ET UNE FREQUENCE DE 1000HZ. L'APPAREIL DOIT SE TROUVER EN POSITONS FONCTIONNEMENT TBI, REGLAGES DE VOLUME SUR 2×1V, REGLAGES DE TONALITE ET DE BALANCE EN POSITION MEDIANE ET COMMANDE MONITOR HORS SERVICE.

TUTTE LE TENSIONI SONO MISURATE VERSO MASSA CON MILLIVOLTMETRO GRUNDIG (RI = 1MΩ // 50PF). I VALORI DI MISURA SONO VALIDI PER TENSIONI DI INGRESSO DI 500mV SU TBI, TBII, TUNER, MONITOR, DI 5mV SU PHONO/MM E DI 0,5mV SU PHONO/MC AD UNA FREQUENZA DI 1000HZ. L'APPARECCHIO E NELLA SEGUENTE CONDIZIONI DI FUNZIONAMENTO TBI "ACCESO", REGOLATORE DI VOLUME SU 2×1V, REGOLATORI DI TONO E DI BILANCIAMENTO IN POSIZIONE MECCANICA CENRALE, COMMUTATORE MONITOR "SPENTO".

⚠ GEKENNZEICHNETE BAUTEILE AUS SICHERHEITSGRUENDEN NUR DURCH ORIGINALBAUTEILE ERSETZEN!
MARKED COMPONENTS FOR SAFETY REASONS, REPLACE THESE COMPONENTS BY ORIGINAL COMPONENTS ONLY!
COMPOSANTS REPERES POUR DES RAISONS DE SECURITE, NE REMPLACET CES COMPOSANTS PAR DES QUE COMPOSANTS ORIGINAUX!
COMPONENTI CONTRASSEGNATI PER MOTIVI DI SICUREZZA SOSTITUIRLI SOLO CON PEZZI DI RICAMBIO ORIGINALI!

UMSCHALTUNG 110V~/120V AC

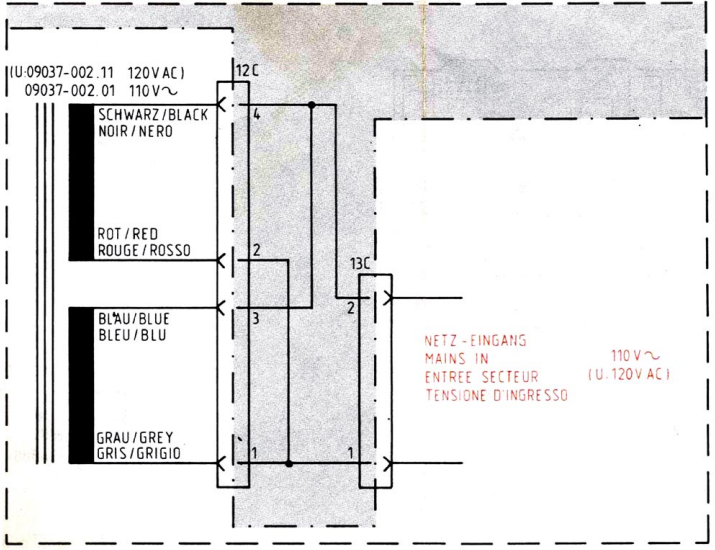
(U:09037-002.11 120V AC)
09037-002.01 110V~
12C
SCHWARZ/BLACK NOIR/NERO
ROT/RED ROUGE/ROSSO
BLAU/BLUE BLEU/BLU
GRAU/GREY GRIS/GRIGIO
13C
NETZ-EINGANG
MAINS IN
ENTREE SECTEUR
TENSIONE D'INGRESSO
110V~
(U: 120V AC)

NETZPLATTE BESTUECKUNGSSEITE

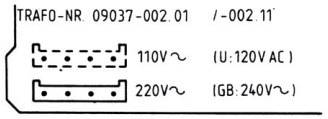
TRAFO-NR. 09037-002.01 /-002.11
110V~ (U:120V AC)
220V~ (GB:240V~)

NETZSPANNUNGSAUFKLEBER IN DER BODENWANNE.
MAINS VOLTAGE LABEL IN THE BOTTOM RECESS.
L'ETIQUETTE PORTANT LA TENSION SECTEUR, SE TROUVE DANS LE CREUX DE FOND.
L'ETICHETTA DELLA TENSIONE DI RETE SI TROVA NELLA CAVITA DEL FONDO.

ZUR SPANNUNGSUMSCHALTUNG BUCHSENGEHAEUSE UMLOETEN!
TO CHANGE VOLTAGE RESOLDER SOCKET HOUSING!
POUR CHANGER LA TENSION RESSOUDER LA BOITE DE PRISE!
PER COMMUTARE LA TENSIONE, SPOTARE LA SALDATURA DELLA SCATOLA PRESE!

07, 908, 137, 909,	911, 912,	138, 142, 139, 141,	143,			144, 146, 145, 147,	148,	549, 551,	552, 555, 553, 554,	C
	243, 244, 245, 246,	247, 251, 248, 252, 249, 253,	254, 256, 255,	257,	258, 262, 264, 259, 263, 265, 261,	266, 269, 267, 271, 268,		614, 617, 901, 903, 615, 902, 616,		R

Ersatzteilliste (Auszug)

Pos. No.	Fig. No.	Bestell-Nr./Part No. Réf./Nr. d'ordinazioni		Benennung
				Gehäuse, metallfinish
1		*55051-011.01		Gehäuse-Oberteil
2		*55039-101.01		Rückwand
3		*55039-165.01		Frontblende kpl.
4		59500-710.01		Tastenknopf
5		55030-024.01	2x	Tastenknopf
6		*09670-979.01		Drehknopf-Unterteil
7		*09670-980.01		Drehknopf-Oberteil
8		*09670-977.01	2x	Drehknopf ø 27
9		*09670-976.01		Drehknopf ø 30
10		*59500-720.01	12x	Taste
11		*09619-126.00	12x	Druckfeder
12		*50039-048.97	6x	Klemmstück
13		55051-014.01	4x	Fuß I
14		55051-016.00	4x	Fuß II
15		55051-015.00	4x	Fußeinsatz
				Gehäuse, metallfinish-braun
1		*55051-011.02		Gehäuse-Oberteil
2		55039-101.01		Rückwand
3		*55039-165.02		Frontblende kpl.
4		59500-710.02		Tastenknopf
5		55030-024.02	2x	Tastenknopf
6		*09670-979.02	4x	Drehknopf-Unterteil
7		*09670-980.02		Drehknopf-Oberteil
8		*09670-977.02	2x	Drehknopf ø 27
9		*09670-976.02		Drehknopf ø 30
10		*59500-720.02	12x	Taste
11		09619-126.00	12x	Druckfeder
12		50039-048.97	6x	Klemmstück
13		55051-014.01	4x	Fuß I
14		55051-016.00	4x	Fuß II
15		55051-015.00	4x	Fußeinsatz
				Chassis (55039-501.00)
20		*59600-010.01		Schaltband (Monitor)
21		*59600-043.01		Schaltband (Cal.)
22		08502-127.01		Kabelhalter
23		*09666-449.00		Netzkabel-Zugentlastung
24		09690-476.01		Netzleitung
24		09690-488.01		Netzleitung (f.GB)
				Chassisplatte (59312-084.00)
30		09623-093.01	3x	Mikrofonbuchse
31		*09623-301.01		Buchsenleiste
32		09623-303.97	2x	Chinchbuchsenleiste
33		09666-832.97	3x	Kabelklemme
34		08502-127.01		Kabelhalter
35		*59400-253.97		Schalterleiste (5-fach)
36		*59400-255.97		Schalterleiste (3-fach)
37		*59405-746.01		Kontaktschieber (4-fach)
38		*59405-747.01		Kontaktschieber (6-fach)
				Netzplatte (59312-085.00)
40		09621-113.02	4x	Sicherungshalter
45		59800-679.00		NETZTRAFO-MODUL
				Lautsprecherplatte (59315-153.00)
50		59400-256.97		Schalterleiste 2-fach
				Reglerplatte (59315-152.00)
55		59703-213.97		Drehschalter
56		09621-139.97	2x	Stereo-Kopfhörerbuchse
57		*09626-876.97		Diodenbuchse 5-pol.
58		*59500-091.97		Schalter 4-pol.
59		*59400-254.97		Schalterleiste 3-fach
60		59500-090.97		Schalter 2-pol.
61		50002-052.00	4x	Sicherungsfeder

Pos. No.	Fig. No.	Bestell-Nr./Part No. Réf./Nr. d'ordinazioni		Benennung Description Désignation Denominazione
				Elektrische Teile
		09647-022.97	3x	Ferritperle
Rel. 1		8312-001-524		V 23100 W 1124-A 104
Rel. 901		8312-001-524		V 23100 W 1124-A 104

Pos. No.	Fig. No.	Bestell-Nr./Part No. Réf./Nr. d'ordinazioni		Benennung Description Désignation Denominazione
		8140-525-664	2x	Ferrit-Drossel 150 mH
		8140-525-663	2x	Ferrit-Drossel 15 mH

Pos. No.	Fig. No.	Bestell-Nr./Part No. Réf./Nr. d'ordinazioni		Benennung Description Désignation Denominazione
T 1		8302-202-567		BC 560 C
T 2		8302-202-567		BC 560 C
T 3		8302-202-567		BC 560 C
T 4		8302-202-567		BC 560 C
T 5		8302-220-005		BF 254
T 6		8302-220-005		BF 254
T 7		8302-200-554		BC 550 C
T 8		8302-200-554		BC 550 C
T 9		8302-202-559		BC 559 B
T 10		8302-200-545		BC 546
T 11		8302-202-559		BC 559 B
T 12		8302-200-550		BC 549 B
T 13		8302-200-550		BC 549 B
T 14		8302-200-554		BC 550 C
T 15		8302-200-554		BC 550 C
T 16		8302-202-567		BC 560 C
T 17		8302-202-567		BC 560 C
T 18		8302-200-554		BC 550 C
T 19		8302-200-554		BC 550 C
T 21		8302-200-554		BC 550 C
T 22		8302-200-554		BC 550 C
T 23		8302-200-542		BC 546 B
T 24		8302-220-245		BF 245 C
T 25		8302-201-557		BC 556 B
T 26		8302-200-554		BC 550 C
T 27		8302-200-554		BC 550 C
T 28		8302-200-651		BC 651 S
T 29		8302-200-651		BC 651 S
T 30		8302-200-545		BC 546
T 31		8302-202-567		BC 560 C
T 32		8302-202-567		BC 560 C
T 33		*8302-999-121		TIP 121
T 34		8302-200-554		BC 550 C
T 35		8302-200-554		BC 550 C
T 36		8302-202-567		BC 560 C
T 37		8302-202-567		BC 560 C
T 38		8302-210-828		BD 828-10
T 39		8302-210-827		BD 827-10
T 41		8302-210-827		BD 827-10
T 42		8302-210-827		BD 828-10
T 43		8302-202-543		BC 548 B
T 44		8302-202-560		BC 558 C
T 45		8302-202-543		BC 548 B
T 46		8302-202-543		BC 548 B
T 501		8302-200-651		BC 651 S
T 502		8302-200-651		BC 651 S
T 503		8302-202-567		BC 560 C
T 504		8302-202-567		BC 560 C
T 505		8302-200-651		BC 651 S
T 506		8302-200-651		BC 651 S
T 507		8302-200-554		BC 550 C
T 508		8302-200-554		BC 550 C
T 901		8302-200-548		BC 548 C

Pos. No.	Fig. No.	Bestell-Nr./Part No. Réf./Nr. d'ordinazioni		Benennung Description Désignation Denominazione
D 1		8309-215-050		1 N 4148
D 2		8309-215-050		1 N 4148
D 3		8309-215-050		1 N 4148
D 4		8309-701-096		BZX 79 C 56
D 5		8309-701-114		BZX 83 C 3 V 3
D 6		8309-701-114		BZX 83 C 3 V 3
D 7		8309-215-021		1 N 4001
D 8		8309-215-050		1 N 4148
D 701		8309-917-036		CQV 36-03/04
D 702		8309-917-036		CQV 36-03/04
D 703		8309-917-036		CQV 36-03/04
D 704		8309-917-036		CQV 36-03/04
D 705		8309-917-036		CQV 36/03/04
D 751		8309-917-036		CQV 36-03/04
D 752		8309-917-036		CQV 36-03/04
D 753		8309-917-036		CQV 36-03/04
D 754		8309-917-036		CQV 36-03/04
D 755		8309-917-036		CQV 36-03/04
D 756		8309-917-036		CQV 36-03/04
D 757		8309-917-036		CQV 36-03/04
D 901		8309-215-021		1 N 4001
GL 901		8308-536-003		B 80 C 900/600 B 2812
GL 902		8308-120-027		B 30 C 250 A 2

Pos. No.	Fig. No.	Bestell-Nr./Part No. Réf./Nr. d'ordinazioni		Benennung Description Désignation Denominazione
C 908		8415-166-187		

Pos. No.	Fig. No.	Bestell-Nr./Part No. Réf./Nr. d'ordinazioni		Benennung Description Désignation Denominazione
R 39		8765-197-051		120 Ω
R 41		8765-197-051		120 Ω
R 46		8765-197-089		4,7 KΩ
R 47		8765-197-089		4,7 KΩ
R 51		8765-197-093		6,8 KΩ
R 52		8765-197-093		6,8 KΩ
R 55		8765-197-079		1,8 KΩ
R 56		8765-197-079		1,8 KΩ
R 59		8765-197-097		10 KΩ
R 61		8765-197-097		10 KΩ
R 73		8765-197-081		2,2 KΩ
R 74		8765-197-081		2,2 KΩ
R 83/84		59703-218.97		2x10 KΩ
R 86		8765-197-045		68 Ω
R 87		8765-197-045		68 Ω
R 88		8765-197-013		3,3 Ω
R 89		8765-197-013		3,3 Ω
R 91		8765-197-045		68 Ω
R 92		8765-197-045		68 Ω
R 151		8700-229-063		390 Ω
R 157		8765-197-097		10 KΩ
R 159		8765-197-097		10 KΩ
R 167		8790-009-017		5 KΩ
R 184		8765-197-137		470 KΩ
R 185		8765-197-137		470 KΩ
R 203		8700-229-057		220 Ω
R 204		8700-229-049		100 Ω
R 207		8705-211-019		5,6 Ω
R 229		8700-229-025		10 Ω
R 231		8700-229-025		10 Ω
R 232		8700-229-025		10 Ω
R 233		8700-229-025		10 Ω
R 234		8700-229-031		18 Ω
R 235		8700-229-031		18 Ω
R 236		8700-229-031		18 Ω
R 237		8700-229-031		18 Ω
R 238		8705-227-025		10 Ω
R 239		8705-227-025		10 Ω
R 266/269		59703-180.97		2x2 KΩ
R 543		8705-227-275		1,2 KΩ
R 546/547		59703-207.97		2x50 KΩ
R 571/581		59703-204.97		2x50 KΩ
R 573/578		59703-206.97		2x10 KΩ
R 574/577		59703-205.97		2x10 KΩ
R 575/576		59703-205.97		2x10 KΩ
R 607		8790-009-019		10 KΩ
R 609/611		59703-199.97		2x6 KΩ
R 614		8705-227-051		120 Ω
R 615		8705-227-051		120 Ω
R 616		8705-227-051		120 Ω
R 617		8705-227-051		120 Ω

Pos. No.	Fig. No.	Bestell-Nr./Part No. Réf./Nr. d'ordinazioni		Benennung Description Désignation Denominazione
Si 901		8315-615-003		630 mA
Si 902		8315-611-002		250 mA

www.hifiengine.com