

Ersatzteilliste (Auszug)

Gehäuse (metallic-hall)		Gehäuse (braun-metallic)	
1	55026-014.01	Gehäuse-Oberteil	R 838 8705-227-285
2	55026-016.02	Lüftungsgitter	R 951 8705-269-253
3	55026-101.01	Rückwand kpl.	R 952 8705-227-257
4	55032-065.01	Frontblende kpl.	R 953 8705-227-257
4.1	50025-023.00	Diodenführung	R 954 8705-269-253
4.2	55023-040.01	5x Kipphebelführung	R 958 8705-269-253
4.3	50025-018.00	5x Führungssteil	R 959 8705-227-257
			R 961 8705-227-257
			R 962 8705-269-253
1	55026-014.02	Gehäuse-Oberteil	R 839/342 59703-188.97
2	55026-016.04	Lüftungsgitter	
3	55026-101.01	Rückwand kpl.	
4	55032-065.02	Frontblende kpl.	
4.1	50025-023.00	Diodenführung	
4.2	55023-040.01	5x Kipphebelführung	
4.3	50025-018.00	5x Führungssteil	
Ab Pos. 6 sind beide Farbausführungen gleich:			
6	09670-929.01	3x Drehknopf, groß	
7	09670-942.01	4x Drehknopf, Unterteil	
8	09670-941.01	4x Drehknopf, Oberteil	
9	09616-943.01	5x Kipphebelknopf	
10	09670-931.01	5x Knopf	
12	09626-882.01	Verbindungskabel	
Chassis (50025-501.01)			
			T 601 8302-200-554
			T 602 8302-200-554
			T 603 8302-202-567
			T 604 8302-202-567
			T 605 8302-200-651
			T 606 8302-200-651
			T 607 8302-202-567
			T 608 8302-202-567
			T 609 8302-200-651
			T 610 8302-200-651
			T 612 8302-200-554
			T 613 8302-200-554
15	55023-034.01	4x Fuß	
16	55023-035.00	4x Fußeinsteck	
17	09666-976.00	5x Abstandsstück	
18	09667-038.00	2x Abstandsstück	
20	09670-931.01	5x Knopf	
21	09665-613.00	Netzkabel-Zugentlastung	
23	09690-358.12	Netzleitung kpl.	
24	09068-001.01 (U: 09068-004.01)	NETZTRAF0	R 621 8700-229-057
			R 651 8705-227-275
Netz-Baustein (50025-502.01)			
30	59312-003.00	LS-Buchsenplatte	
30.1	09623-194.97	Lautsprecherbuchsenleiste	
30.2	09621-113.02	2x Sicherungshalter	
30.4	8312-001-310	2x Relais	
30.5	09623-137.97	Relais	
T 901	8302-200-548	BC 548 C	
D 901	8309-215-009	1 N 4002	
D 902	8309-215-009	1 N 4002	
D 903	8309-215-021	1 N 4001	
GL 901	8308-111-140	B 20/C 140	
35	59312-004.00	SCHALTERPLATTE	
35.1	09621-031.97	Stereo-Kapföhrebuchse	
35.2	30002-052.00	Sicherungsfeder	
35.3	09667-020.00	4x Knickschutz 3-fach	
35.4	09667-025.00	Knickschutz 8-fach	
35.5	09626-875.97	Diodenbuchse 5-pol.	
35.7	39400-235.97	Schalterleiste	
35.8	59500-064.97	4x Kippochalter 2-pol.	
35.9	59500-065.97	Kippochalter 4-pol.	
37	59312-007.00	LED-Platte 1-fach	
39	59312-008.00	LED-Platte 5-fach	
T 801	8302-200-554	BC 550 C	
T 802	8302-200-554	BC 550 C	
T 803	8302-200-554	BC 550 C	
T 804	8302-200-554	BC 550 C	
T 805	8302-200-554	BC 550 C	
T 806	8302-200-554	BC 550 C	
T 807	8302-202-567	BC 560 C	
T 808	8302-202-567	BC 560 C	
T 951	8302-202-543	9C 548 B	
T 952	8302-202-543	BC 548 B	
T 953	8302-202-543	BC 548 B	
T 954	8302-202-543	BC 548 B	
T 955	8302-200-542	BC 546 B	
T 956	8302-200-542	BC 546 B	
T 957	8302-202-543	BC 548 B	
D 1	8309-917-536	CVQ 36 G	
D 2	8309-917-536	CVQ 36 G	
D 3	8309-917-536	CVQ 36 G	
D 4	8309-917-536	CVQ 36 G	
D 5	8309-917-536	CVQ 36 G	
D 6	8309-917-036	CVQ 36 I/II	
D 801	8309-715-008	ZPD 5,6	
D 951	8309-731-018	BZX 83 C 47	
R 838	8705-227-285	0411/3,3 K2/10%	
R 951	8705-269-253	0617/1500/10%	
R 952	8705-227-257	0411/2200/10%	
R 953	8705-227-257	0411/2200/10%	
R 954	8705-269-253	0617/1500/10%	
R 958	8705-269-253	0617/1500/10%	
R 959	8705-227-257	0411/2200/10%	
R 961	8705-227-257	0411/2200/10%	
R 962	8705-269-253	0617-1500/10%	
R 839/342	59703-188.97	2 x 10 Ω	
45	59315-119.00	Reglerplatte	
45.1	59703-182.97	Drehschalter	
45.2	8143-525-664	2x Ferrit-Drossel 150 µH	
45.3	8140-525-663	2x Ferrit-Drossel 15 µH	
R 379/381	59703-188.97	2x10K, (Pagel)	
55	59315-120.00	TA-18-Buchsenplatte	
55.1	09623-193.97	2x Clinch-Buchse	
55.2	09622-388.02	4x Zwergsteckdose	
55.3	09622-793.00	Zwergsteckdose 6-pol.	
60	*59312-001.00	NF-Modul-Platte kpl.	
60.1	*09604-065.97	2x Glimmerscheibe	
60.2	09623-136.00	2x Thermoschalter	
60.3	09621-113.02	2x Sicherungshalter	
60.4	09667-020.00	Knickschutz 3-fach	
60.5	09628-158.21	H.F-Drossel	
T 501	8302-412-679	GD 679	
T 1001	8302-210-018	BD 135-16	
T 1002	*19799-019.97	G 179/180 gep.	
T 1003	19799-019.97	G 179/180 gep.	
T 1004	8302-210-018	BD 135-16	
T 1005	*8302-408-746	G 746 C	
T 1006	*8302-408-745	G 745 C	
T 1007	8302-408-746	G 746 C	
T 2001	8302-210-018	BD-135-16	
T 2002	19799-019.97	G 179/180 gep.	
T 2003	19799-019.97	G 179/180 gep.	
T 2004	8302-408-745	G 745 C	
T 2005	8302-408-746	G 746 C	
T 2006	8302-408-745	G 745 C	
T 2007	8302-408-746	G 746 C	
D 501	8309-215-050	1 N 4148	
D 502	8309-701-096	BZX 79 C 56	
D 503	8309-712-752	MR 752	
D 504	8309-712-752	MR 752	
D 505	8309-712-752	MR 752	
D 506	8309-712-752	MR 752	
D 507	8309-712-752	MR 752	
D 508	8309-712-752	MR 752	
D 509	8309-712-752	MR 752	
D 510	8309-712-752	MR 752	
D 511	8309-712-752	MR 752	
D 1001	8309-215-009	1 N 4002	
D 1002	8309-215-009	1 N 4002	
D 1003	8309-215-009	1 N 4002	
D 2001	8309-215-009	1 N 4002	
D 2002	8309-215-009	1 N 4002	
D 2003	8309-215-009	1 N 4002	
GL 501	8308-538-017	B 80 C 1500/100	
R 2001	8700-229-035	B 0207 NB 270	
R 2002	8700-229-035	B 0207 NB 270	
R 2005	8700-229-037	B 0207 NB 330	
R 2006	8700-229-037	B 0207 NB 330	
R 2007	8700-229-045	B 0207 NB 680	
R 2008	8700-229-045	B 0207 NB 680	
R 2009	8700-229-049	B 0207 NB 1000	
R 2011	8700-229-049	B 0207 NB 1000	
R 2012	8700-229-045	B 0207 NB 680	
R 2013	8700-229-045	B 0207 NB 680	
R 2014	8730-178-982	7W/0,22Ω/5%	
R 2015	8730-178-982	7W/0,22Ω/5%	
R 2016	8700-229-049	B 0207 NB 1000	
R 2017	8700-229-049	B 0207 NB 1000	
R 2018	8730-178-982	7W/0,22Ω/5%	
R 2019	8730-178-982	7W/0,22Ω/5%	
R 2021	8730-059-061	5W/10Ω/5%	
R 2022	8705-227-025	0411/10Ω/5%	
R 316	8302-202-567	BC 560 C	
R 317	8302-202-567	BC 560 C	
R 318	8302-200-554	BC 550 C	
R 319	8302-200-554	BC 550 C	
R 321	8302-200-554	BC 550 C	
R 322	8302-200-554	BC 550 C	
R 323	8302-200-554	BC 550 C	
R 324	8302-200-554	BC 550 C	
D 301	8309-201-055	BA 317	
D 302	19799-139.91	BZW 22/039	
C 305	8415-166-564	1000µF/10V	
C 306	8415-166-564	1000µF/10V	
R 413	8705-227-075	0411/1,2KΩ/5%	

• 59312-002.00 NF-MODUL-STECKPLATTE
09647-022.97 2x Ferritperle

8302-220-005 BF 254
8302-200-557 BC 557 B
8302-200-571 BC 560 A
8302-200-571 BC 560 A
8302-200-571 BC 560 A
• 8302-210-829 BD 829-10
• 8302-412-139 GD 139
8302-210-025 BD 135
8302-210-032 BD 136
8302-210-032 BD 136
8302-210-025 BD 135
8302-220-005 BF 254
8302-200-557 BC 557 B
8302-200-571 BC 560 A
8302-200-571 BC 560 A
8302-210-829 BD 829-10
8302-412-139 GD 139
8302-210-025 BD 135
8302-210-032 BD 136
8302-210-025 BD 135
8302-202-548 BC 547 B
8302-200-557 BC 557 B
8302-200-552 BC 550 B
8302-200-552 BC 550 B

8309-650-003 BZX 83 C7 V5
8309-215-009 1 N 4002
8309-215-050 1 N 4148
8309-215-009 1 N 4002
8309-215-021 1 N 4001
8309-215-050 1 N 4148
8309-215-050 1 N 4148
8309-650-003 BZX83 C7 V5
8309-215-009 1 N 4002
8309-215-050 1 N 4148
8309-215-009 1 N 4002
8309-215-021 1 N 4001
8309-215-050 1 N 4148
8309-215-050 1 N 4148
8309-215-050 1 N 4148
8309-215-050 1 N 4148
8309-701-016 BZX 83 C6 V8
8309-701-016 BZX 83 C6 V8
8309-215-050 1 N 4148

8700-229-051 B 0207 NB 1200
8705-269-077 0617/1,5kΩ/5%
8705-227-071 0411/820Ω/5%
8700-229-051 B 0207 NB 1200
8700-229-029 B 0207 NB 150
8700-229-049 B 0207 NB 1000
8705-269-077 0617/1,5kΩ/5%
8705-269-071 0617/820Ω/5%
8700-229-034 B 0207 NB 240
8700-229-051 B 0207 1200 NB
8705-269-077 0617/1,5kΩ/5%
8705-227-071 0411/820Ω/5%
8700-229-051 B 0207 NB 1200
8700-229-029 B 0207 NB 150
8700-229-049 B 0207 NB 1000
8705-269-077 0617/1,5kΩ/5%
8705-269-071 0617/820Ω/5%
8700-229-034 B 0207 NB 240
8700-229-049 B 0207 NB 100 Ω

8790-609-035 1 kΩ
8790-609-035 1 kΩ

TBI, TBII FRONT, TBII

- 1 = Aufnahme Mono, Aufnahme Stereo Links
- 2 = Masse
- 3 = Wiedergabe Mono, Wiedergabe Stereo links
- 4 = Aufnahme Stereo rechts
- 5 = Wiedergabe Stereo rechts

TR I, TR II FRONT, TR II

- 1 = RECORDING MONO, RECORDING LH STEREO
- 2 = CHASSIS
- 3 = PLAYBACK MONO, PLAYBACK LH STEREO
- 4 = RECORDING RH STEREO
- 5 = PLAYBACK RH STEREO

MAG I, MAG II AVANT, MAG II

- 1 = ENR MONO, ENR STEREO CANAL GAUCHE
- 2 = MASSE
- 3 = LECTURE MONO, LECTURE STEREO CANAL GAUCHE
- 4 = ENREGISTREMENT STEREO CANAL DROIT
- 5 = LECTURE STEREO CANAL DROIT

TBI, TBII ANTERIORE, TBII

- 1 = PRESA MONO, PRESA STEREO SINISTRO
- 2 = MASSA
- 3 = RIP MONO, RIP STEREO SINISTRO
- 4 = PRESA STEREO DESTRO
- 5 = RIPRODUZIONE STEREO DESTRO

LINE-UNIVERSAL Ausgang

- 2 = Masse / CHASSIS / MASSE / MASSA
- 3 = TB - Aufnahme Stereo links
- TR - RECORDING LH STEREO
- MAG - ENR STEREO CANAL GAUCHE
- TB - PRESA STEREO SINISTRO
- 5 = TB - Aufnahme Stereo rechts
- TR - RECORDING RH STEREO
- MAG - ENR STEREO CANAL DROIT
- TB - PRESA STEREO DESTRO

MONITOR, TUNING, Phono 1 Micro

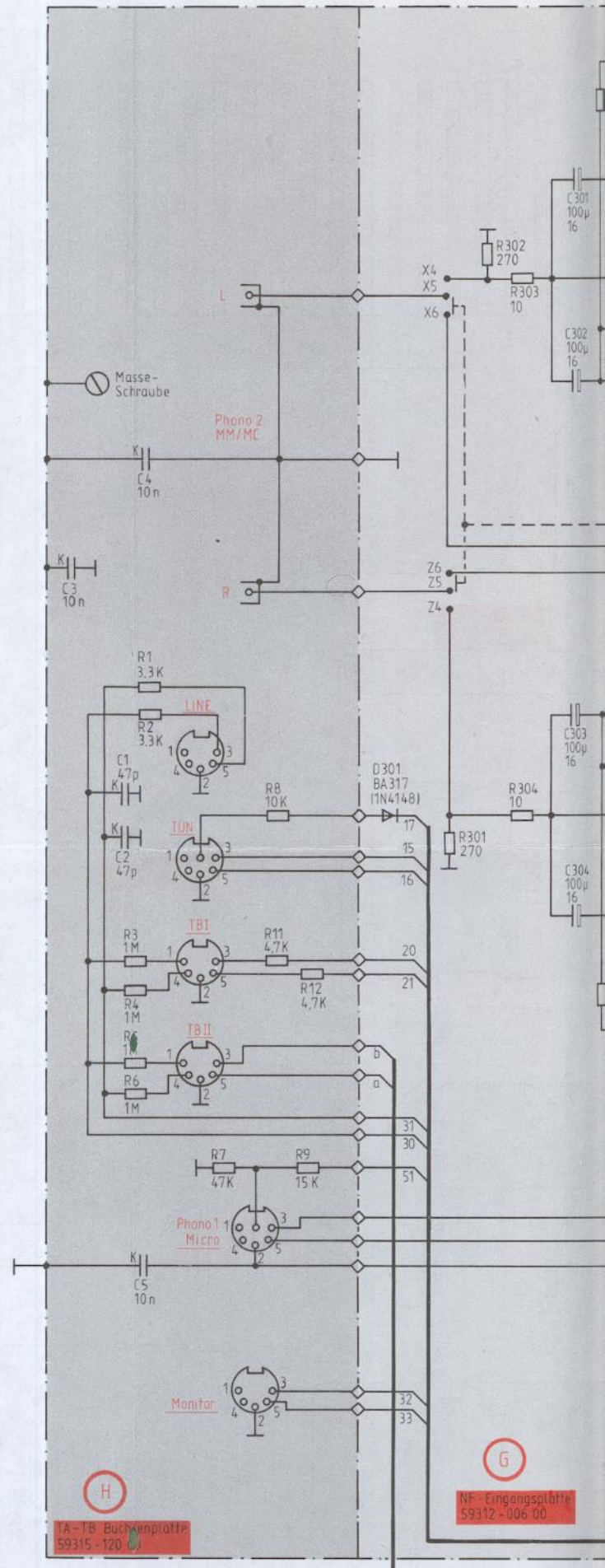
- 2 = Masse / CHASSIS / MASSE / MASSA
- 3 = Stereo Links / STEREO LH CHANNEL
- STEREO CANAL GAUCHE / STEREO SINISTRO
- 5 = Stereo rechts / STEREO RH CHANNEL
- STEREO CANAL DROIT / STEREO DESTRO

Spannungen mit Grundig-Voltmeter (Ri = 10MΩ) falls nicht anders angegeben gegen Masse gemessen. Meßwerte gelten bei Nennspannung und im nichterwärmten Zustand, ohne Signal bei 20°C Raumtemperatur und zuge-drehtem Lautstärkeregl. Sämtliche Spannungen über Trennwiderstand messen.

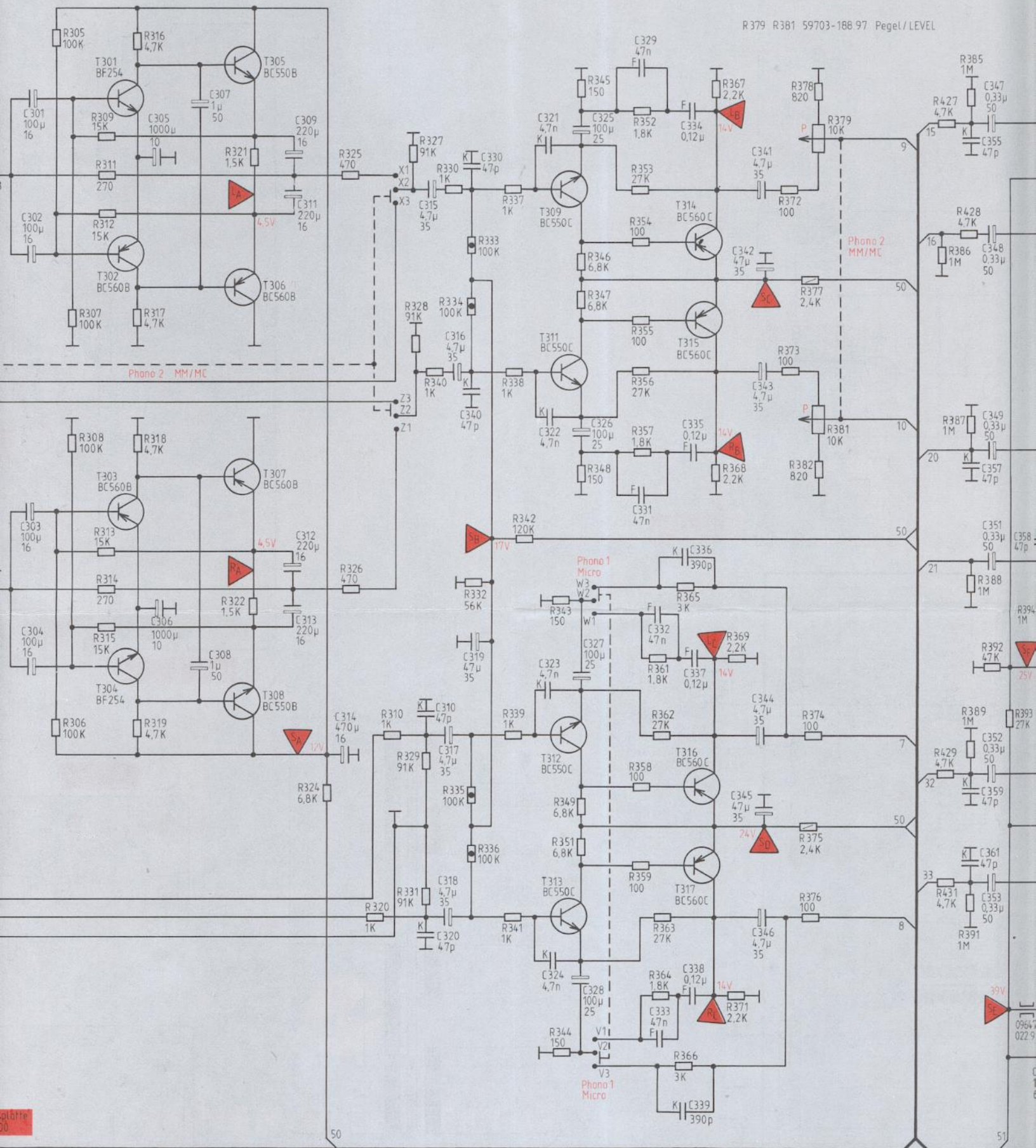
IF NOT OTHERWISE INDICATED ALL VOLTAGES ARE MEASURED AGAINST CHASSIS WITH A GRUNDIG VOLT METER (Ri=10MΩ). THE VALUES ARE VALID FOR NOMINAL VOLTAGE, INSTRUMENT NOT WARMED UP ON WAVEBANDS, NO SIGNAL APPLIED 20°C AMBIENT TEMPERATURE, AND CLOSED VOLUME CONTROL. ALL VOLTAGES MUST BE MEASURED VIA SEPARATING RESISTOR.

SAUF INDICATION CONTRAIRE LES TENSIONS SONT MESUREES PAR RAPPORT AU CHASSIS AVEC UN VOLTMETRE GRUNDIG (Ri=10MΩ). LES VALEURS SONT VALABLES POUR UNE TENSION NOMINALE CA, L'APPAREIL EN ETAT NON-ECHAUFFE, DANS LES GAMMAS D'ONDES SANS SIGNAL, TEMPERATURE AMBIANTE DE 20°C ET REGLAGE DE PUISSANCE FERME. LES TENSIONS SONT A MESURER A TRAVERS UNE RESISTANCE DE SEPARATION.

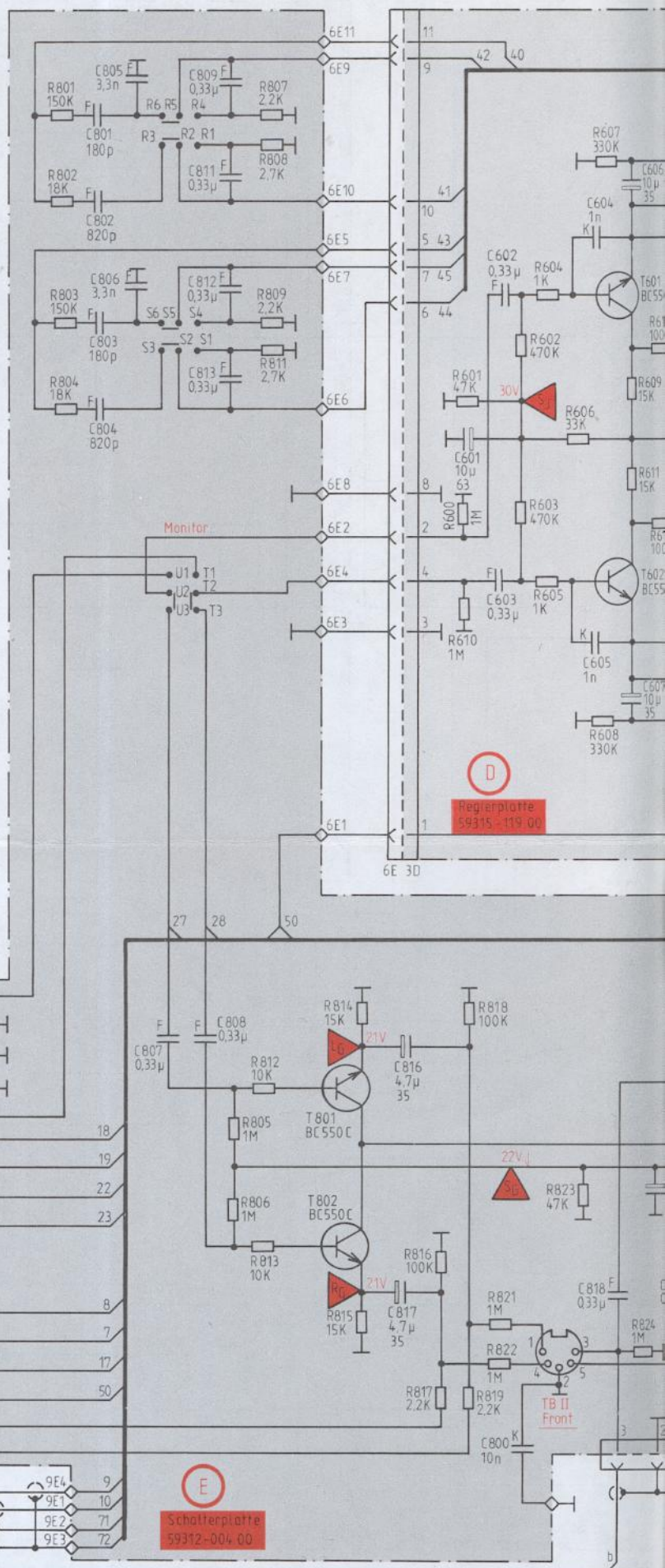
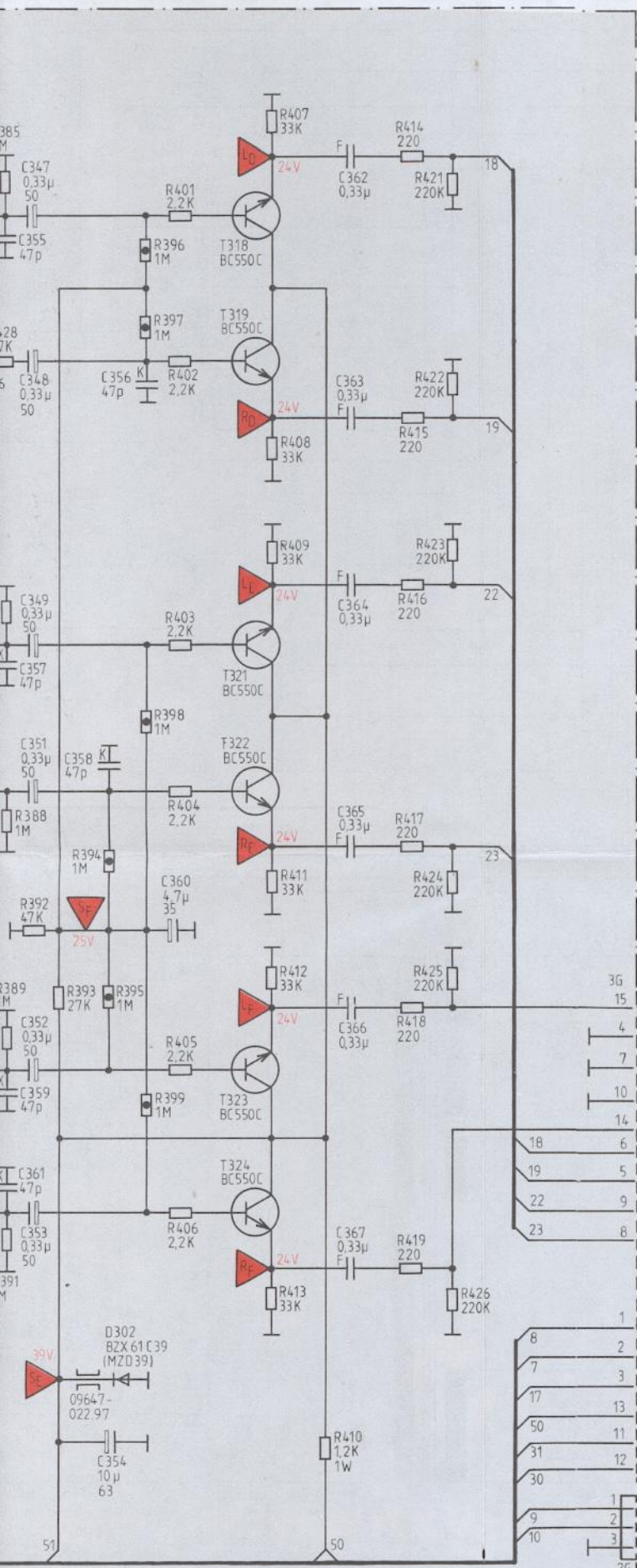
TENSIONI MISURATE CON VOLTMETRO GRUNDIG (Ri=10MΩ) SALVE ALTRE INDICAZIONI, RIFERITE A MASSA I VALORI DI MISURA VALGONO CON TENSIONE NOMINALE E RILEVATI A FREDDO SU SENZA SEGNALE, CON TEMPERATURA AMBIENTALE DI 20°C E COL REGOLATORE DI VOLUME A ZERO TUTTE LE TENSIONI SONO MISURATE MEDIANTE UNA RESISTENZA DI SEPARAZIONE.



C	3,	1, 4, 2, 5,								301, 304 302, 303,
R		1, 4, 2, 5, 3, 6,	7,	8, 11,	12, 9,					301, 302, 303, 304, 30



301, 304, 302, 303,	305, 307, 306, 308,	309, 313, 311, 312,	314,	315, 316, 330, 310, 317, 340, 320, 318, 319,	321, 324, 327, 322, 325, 328, 323, 326,	329, 332, 335, 338, 331, 333, 336, 339, 334, 337,	341, 344, 342, 345, 343, 346,	355, 361, 349, 353, 357, 347, 351, 359, 348, 352,
305, 307, 309, 313, 316, 319, 306, 308, 311, 314, 317, 312, 315, 318,	321, 322, 324, 325, 310, 326, 320, 327, 328, 340, 329,	310, 317, 340, 320, 318, 319, 333, 335, 337, 341, 334, 336, 338, 342, 332, 339,	343, 345, 348, 344, 346, 349, 347, 351, 354, 357, 361, 364,	352, 355, 358, 362, 365, 367, 369, 353, 356, 359, 363, 366, 368, 371, 372, 374, 377, 381, 373, 375, 378, 382, 376, 379,	386, 385, 388, 392, 429, 428, 389,			

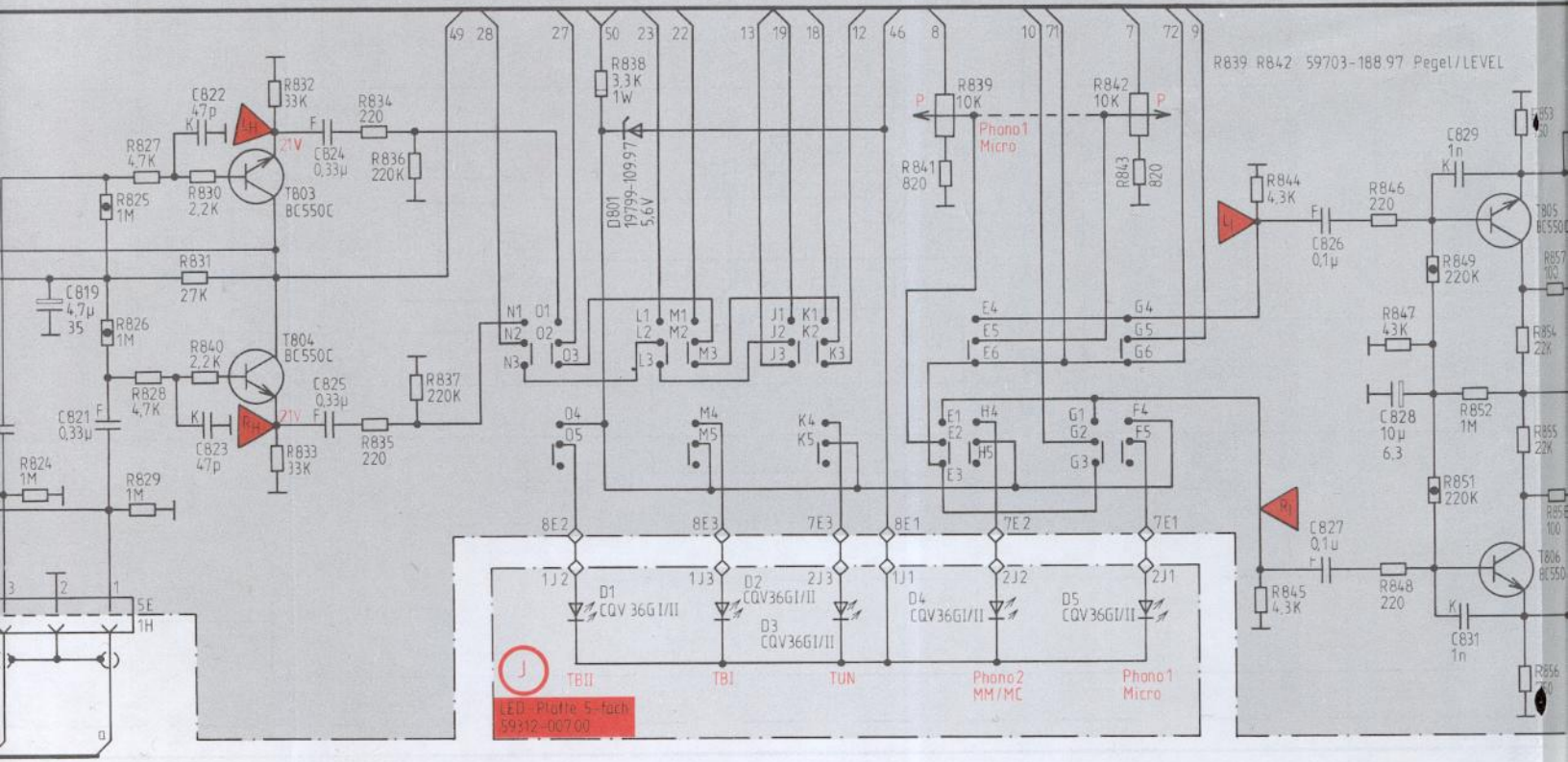
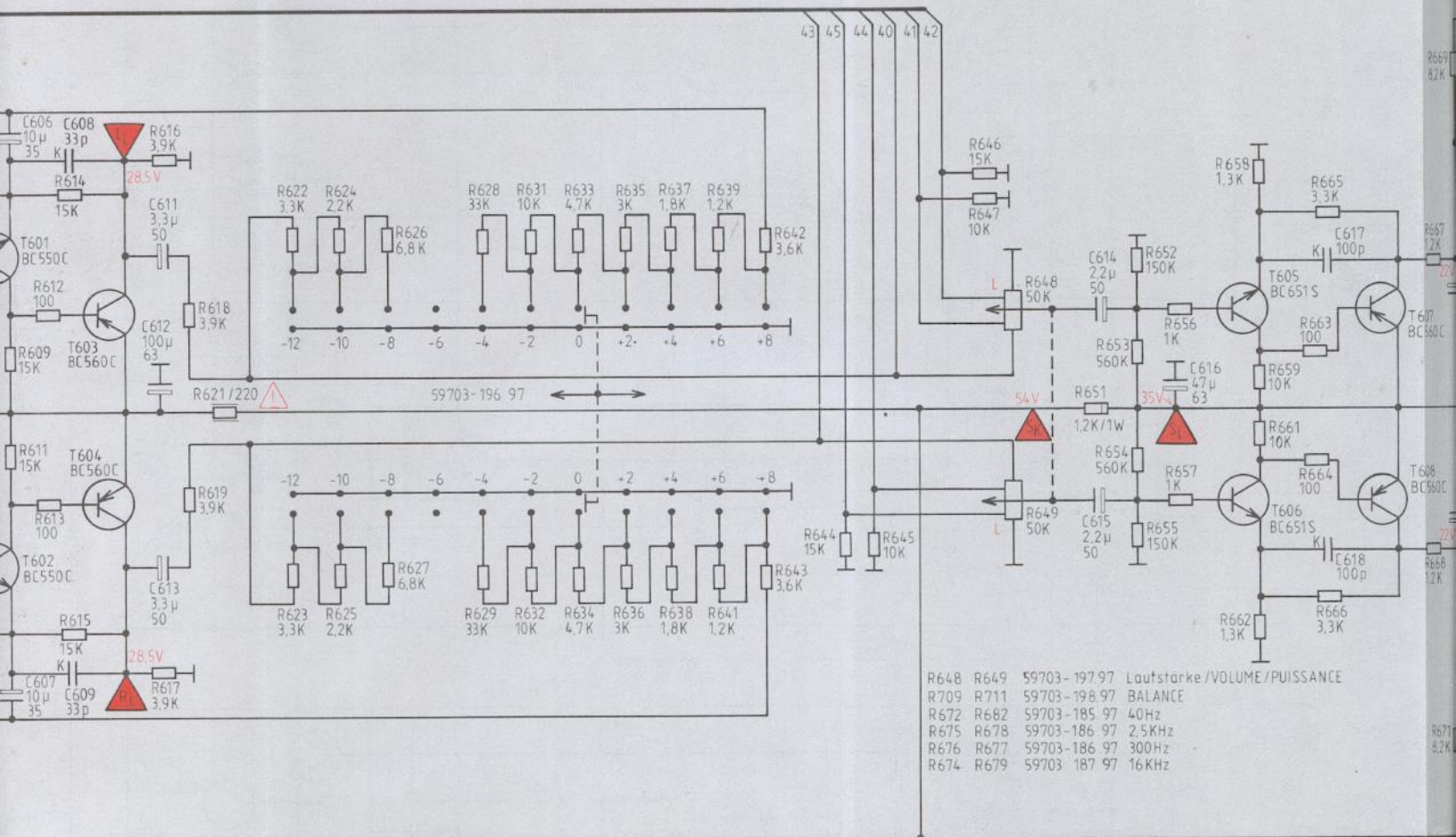


385, 387, 391, 393, 398, 399, 399, 403, 406, 407, 411, 410, 414, 417, 421, 424, 415, 418, 422, 425, 408, 412, 409, 413, 416, 419, 423, 426, 361, 349, 353, 358, 356, 360, 362, 365, 363, 366, 364, 367, 347, 351, 354, 394, 395, 397, 401, 404, 398, 402, 405, 351, 352, 355, 357, 359, 361, 362, 363, 364, 365, 366, 367, 368, 369, 370, 371, 372, 373, 374, 375, 376, 377, 378, 379, 380, 381, 382, 383, 384, 385, 386, 387, 388, 389, 390, 391, 392, 393, 394, 395, 396, 397, 398, 399, 400, 401, 402, 403, 404, 405, 406, 407, 408, 409, 410, 411, 412, 413, 414, 415, 416, 417, 418, 419, 420, 421, 422, 423, 424, 425, 426, 427, 428, 429, 430, 431, 432, 433, 434, 435, 436, 437, 438, 439, 440, 441, 442, 443, 444, 445, 446, 447, 448, 449, 450, 451, 452, 453, 454, 455, 456, 457, 458, 459, 460, 461, 462, 463, 464, 465, 466, 467, 468, 469, 470, 471, 472, 473, 474, 475, 476, 477, 478, 479, 480, 481, 482, 483, 484, 485, 486, 487, 488, 489, 490, 491, 492, 493, 494, 495, 496, 497, 498, 499, 500, 501, 502, 503, 504, 505, 506, 507, 508, 509, 510, 511, 512, 513, 514, 515, 516, 517, 518, 519, 520, 521, 522, 523, 524, 525, 526, 527, 528, 529, 530, 531, 532, 533, 534, 535, 536, 537, 538, 539, 540, 541, 542, 543, 544, 545, 546, 547, 548, 549, 550, 551, 552, 553, 554, 555, 556, 557, 558, 559, 560, 561, 562, 563, 564, 565, 566, 567, 568, 569, 570, 571, 572, 573, 574, 575, 576, 577, 578, 579, 580, 581, 582, 583, 584, 585, 586, 587, 588, 589, 590, 591, 592, 593, 594, 595, 596, 597, 598, 599, 600, 601, 602, 603, 604, 605, 606, 607, 608, 609, 610, 611, 612, 613, 614, 615, 616, 617, 618, 619, 620, 621, 622, 623, 624, 625, 626, 627, 628, 629, 630, 631, 632, 633, 634, 635, 636, 637, 638, 639, 640, 641, 642, 643, 644, 645, 646, 647, 648, 649, 650, 651, 652, 653, 654, 655, 656, 657, 658, 659, 660, 661, 662, 663, 664, 665, 666, 667, 668, 669, 670, 671, 672, 673, 674, 675, 676, 677, 678, 679, 680, 681, 682, 683, 684, 685, 686, 687, 688, 689, 690, 691, 692, 693, 694, 695, 696, 697, 698, 699, 700, 701, 702, 703, 704, 705, 706, 707, 708, 709, 710, 711, 712, 713, 714, 715, 716, 717, 718, 719, 720, 721, 722, 723, 724, 725, 726, 727, 728, 729, 730, 731, 732, 733, 734, 735, 736, 737, 738, 739, 740, 741, 742, 743, 744, 745, 746, 747, 748, 749, 750, 751, 752, 753, 754, 755, 756, 757, 758, 759, 760, 761, 762, 763, 764, 765, 766, 767, 768, 769, 770, 771, 772, 773, 774, 775, 776, 777, 778, 779, 780, 781, 782, 783, 784, 785, 786, 787, 788, 789, 790, 791, 792, 793, 794, 795, 796, 797, 798, 799, 800, 801, 802, 803, 804, 805, 806, 807, 808, 809, 810, 811, 812, 813, 814, 815, 816, 817, 818, 819, 820, 821, 822, 823, 824, 825, 826, 827, 828, 829, 830, 831, 832, 833, 834, 835, 836, 837, 838, 839, 840, 841, 842, 843, 844, 845, 846, 847, 848, 849, 850, 851, 852, 853, 854, 855, 856, 857, 858, 859, 860, 861, 862, 863, 864, 865, 866, 867, 868, 869, 870, 871, 872, 873, 874, 875, 876, 877, 878, 879, 880, 881, 882, 883, 884, 885, 886, 887, 888, 889, 890, 891, 892, 893, 894, 895, 896, 897, 898, 899, 900, 901, 902, 903, 904, 905, 906, 907, 908, 909, 910, 911, 912, 913, 914, 915, 916, 917, 918, 919, 920, 921, 922, 923, 924, 925, 926, 927, 928, 929, 930, 931, 932, 933, 934, 935, 936, 937, 938, 939, 940, 941, 942, 943, 944, 945, 946, 947, 948, 949, 950, 951, 952, 953, 954, 955, 956, 957, 958, 959, 960, 961, 962, 963, 964, 965, 966, 967, 968, 969, 970, 971, 972, 973, 974, 975, 976, 977, 978, 979, 980, 981, 982, 983, 984, 985, 986, 987, 988, 989, 990, 991, 992, 993, 994, 995, 996, 997, 998, 999, 1000

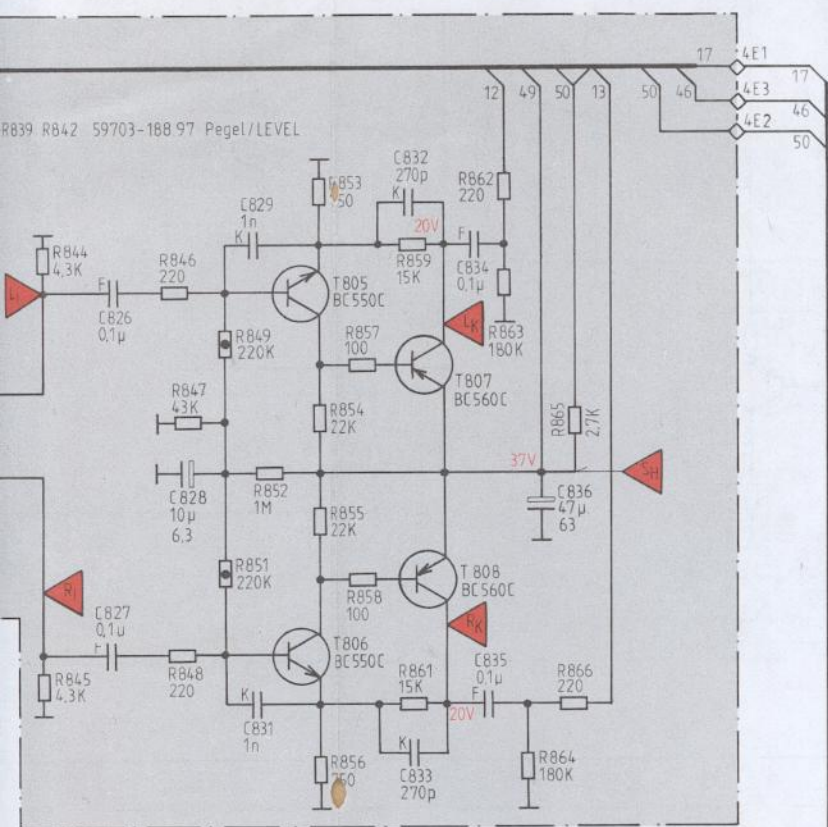
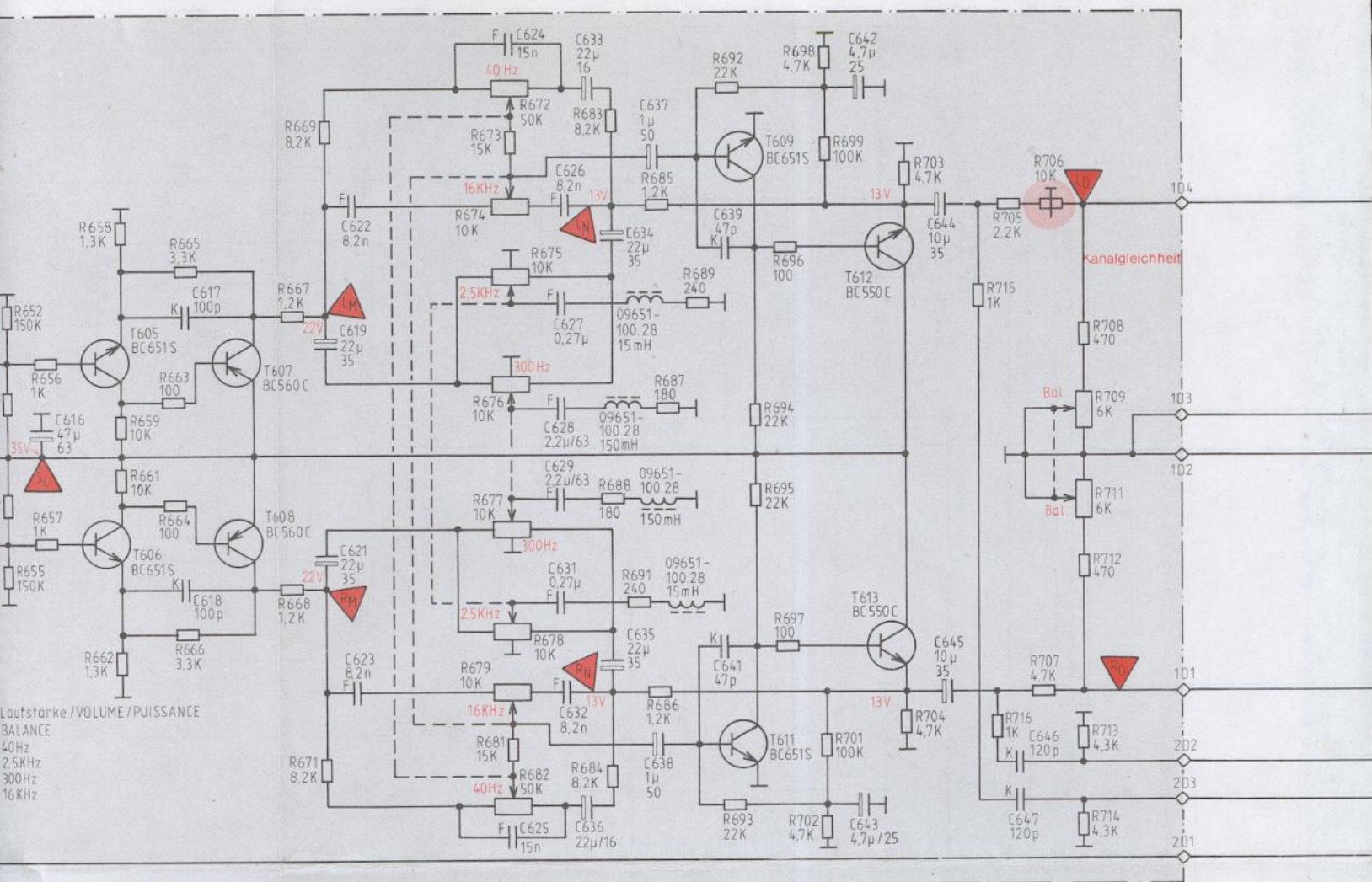
801, 804, 805, 807, 808, 809, 813, 816, 817, 601, 602, 800, 604, 818, 606, 802, 806, 811, 603, 605, 607, 803, 812, 814, 815, 816, 817, 604, 605, 606, 607, 608, 609, 610, 611, 612, 613, 614, 615, 616, 617, 618, 619, 620, 621, 622, 623, 624, 625, 626, 627, 628, 629, 630, 631, 632, 633, 634, 635, 636, 637, 638, 639, 640, 641, 642, 643, 644, 645, 646, 647, 648, 649, 650, 651, 652, 653, 654, 655, 656, 657, 658, 659, 660, 661, 662, 663, 664, 665, 666, 667, 668, 669, 670, 671, 672, 673, 674, 675, 676, 677, 678, 679, 680, 681, 682, 683, 684, 685, 686, 687, 688, 689, 690, 691, 692, 693, 694, 695, 696, 697, 698, 699, 700, 701, 702, 703, 704, 705, 706, 707, 708, 709, 710, 711, 712, 713, 714, 715, 716, 717, 718, 719, 720, 721, 722, 723, 724, 725, 726, 727, 728, 729, 730, 731, 732, 733, 734, 735, 736, 737, 738, 739, 740, 741, 742, 743, 744, 745, 746, 747, 748, 749, 750, 751, 752, 753, 754, 755, 756, 757, 758, 759, 760, 761, 762, 763, 764, 765, 766, 767, 768, 769, 770, 771, 772, 773, 774, 775, 776, 777, 778, 779, 780, 781, 782, 783, 784, 785, 786, 787, 788, 789, 790, 791, 792, 793, 794, 795, 796, 797, 798, 799, 800, 801, 802, 803, 804, 805, 806, 807, 808, 809, 810, 811, 812, 813, 814, 815, 816, 817, 818, 819, 820, 821, 822, 823, 824, 825, 826, 827, 828, 829, 830, 831, 832, 833, 834, 835, 836, 837, 838, 839, 840, 841, 842, 843, 844, 845, 846, 847, 848, 849, 850, 851, 852, 853, 854, 855, 856, 857, 858, 859, 860, 861, 862, 863, 864, 865, 866, 867, 868, 869, 870, 871, 872, 873, 874, 875, 876, 877, 878, 879, 880, 881, 882, 883, 884, 885, 886, 887, 888, 889, 890, 891, 892, 893, 894, 895, 896, 897, 898, 899, 900, 901, 902, 903, 904, 905, 906, 907, 908, 909, 910, 911, 912, 913, 914, 915, 916, 917, 918, 919, 920, 921, 922, 923, 924, 925, 926, 927, 928, 929, 930, 931, 932, 933, 934, 935, 936, 937, 938, 939, 940, 941, 942, 943, 944, 945, 946, 947, 948, 949, 950, 951, 952, 953, 954, 955, 956, 957, 958, 959, 960, 961, 962, 963, 964, 965, 966, 967, 968, 969, 970, 971, 972, 973, 974, 975, 976, 977, 978, 979, 980, 981, 982, 983, 984, 985, 986, 987, 988, 989, 990, 991, 992, 993, 994, 995, 996, 997, 998, 999, 1000

E
 Schalterplatte
 59312-004 00

D
 Reglerplatte
 59315-119 00



818, 606, 607, 819,	608, 821, 609,	611, 822, 612, 823, 613,	824, 825,	614, 615,	616,	826, 827,	828, 617, 829, 618, 831,	644, 645, 839, 841,	646, 648, 842, 647, 649, 843,	651,	652, 655, 656, 653, 844, 657, 654, 845,	658, 662, 848, 665, 851, 853, 856, 659, 846, 663, 666, 852, 854, 667, 661, 847, 664, 849, 855, 668,
609, 612, 614, 825, 827, 616, 830, 618, 832, 622, 624, 835, 626, 623, 625, 836, 627, 834, 837,	628, 631, 838, 633, 629, 632,	635, 637, 639, 642, 643,	634, 636, 638, 641,	646, 645, 839, 841,	646, 648, 842, 647, 649, 843,	651,	652, 655, 656, 653, 844, 657, 654, 845,	658, 662, 848, 665, 851, 853, 856, 659, 846, 663, 666, 852, 854, 667, 661, 847, 664, 849, 855, 668,				

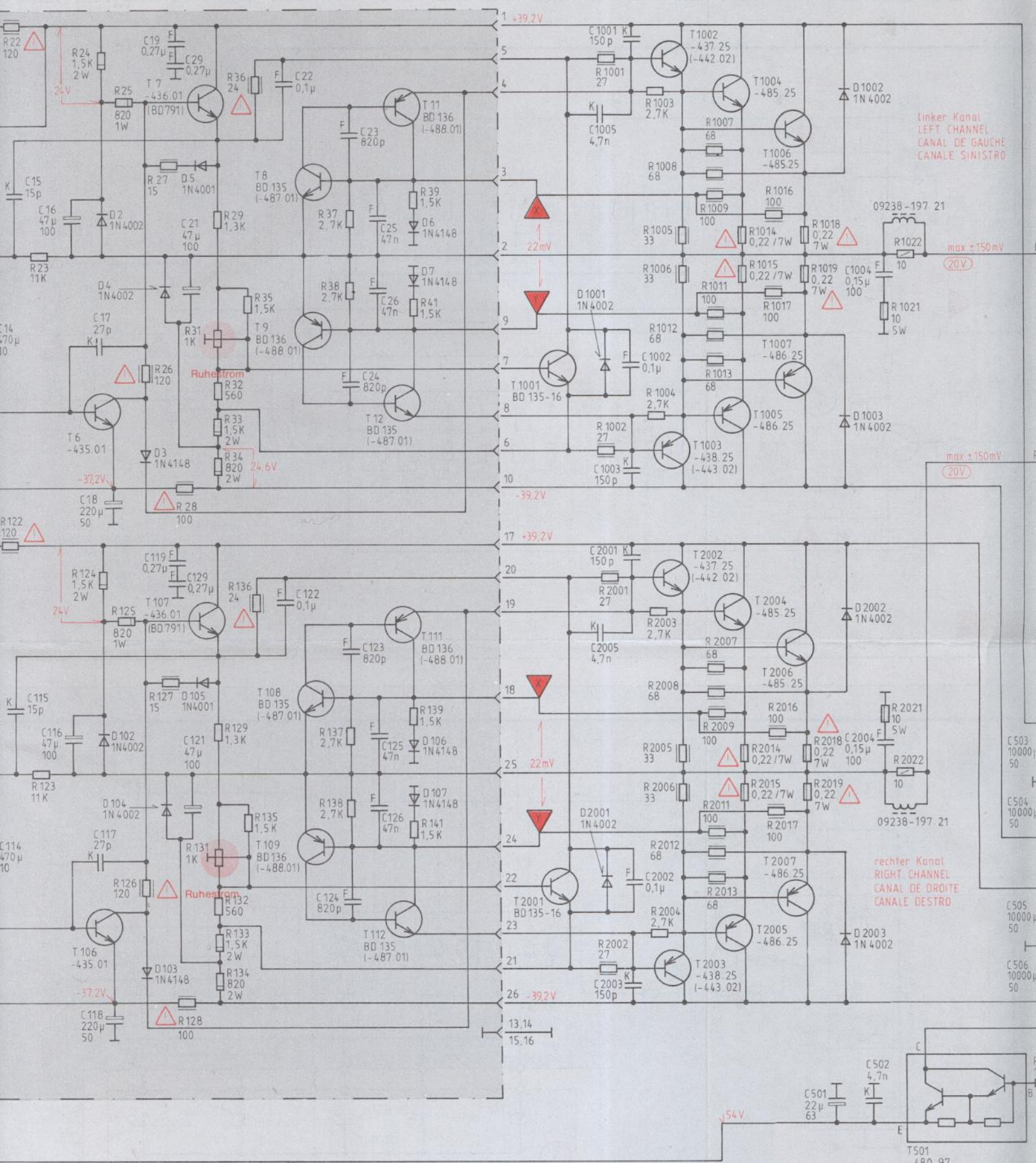


Anderungen vorbehalten
 ALTERATIONS RESERVED
 MODIFICATIONS RESERVEES
 CON RISERVA DI MODIFICA



V 5000
V 5000 GB
V 5000 U
 (55032-906.01)

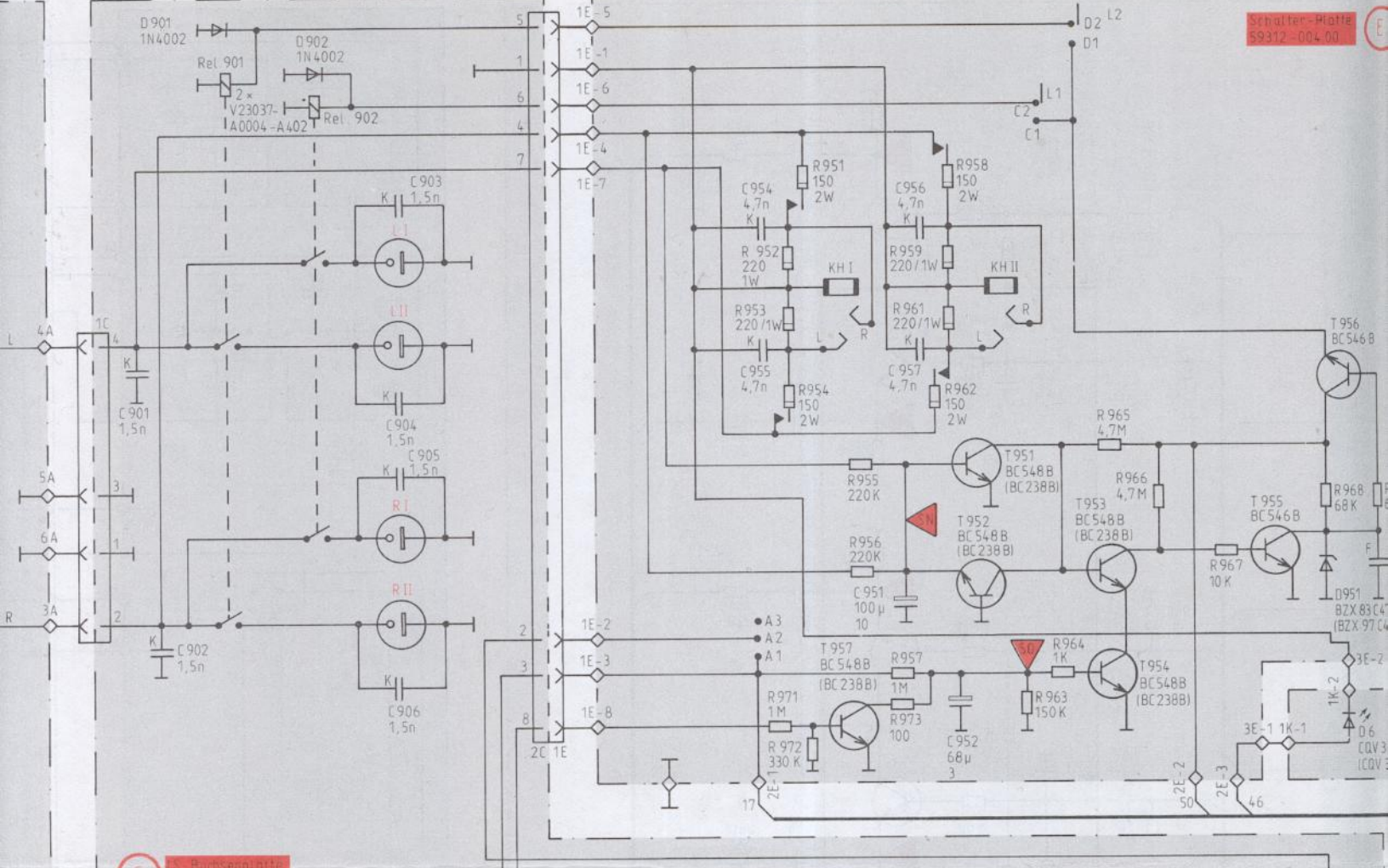
616,	826,	617, 829,	619, 832, 627, 834,	836,	624, 626, 629, 633, 634,	639,	642,	646,
655, 656,	827,	618, 831,	621, 833, 623, 835,	862, 865,	625, 627, 631, 636, 635, 637,	641,	643,	647,
653, 844, 657,				863, 866,	628, 632,			
654, 845,				864, 867, 858, 859,	683, 691, 685, 687, 689,	696,	701,	703,
				852, 854, 667, 858, 671,	688, 686,	692, 694, 697, 698, 702,	704,	715, 705, 706, 708, 712,
				661, 847, 664, 849,	854, 674, 677, 681,	693, 695,	699,	716, 707, 709, 713,
				855, 668,				711, 714,



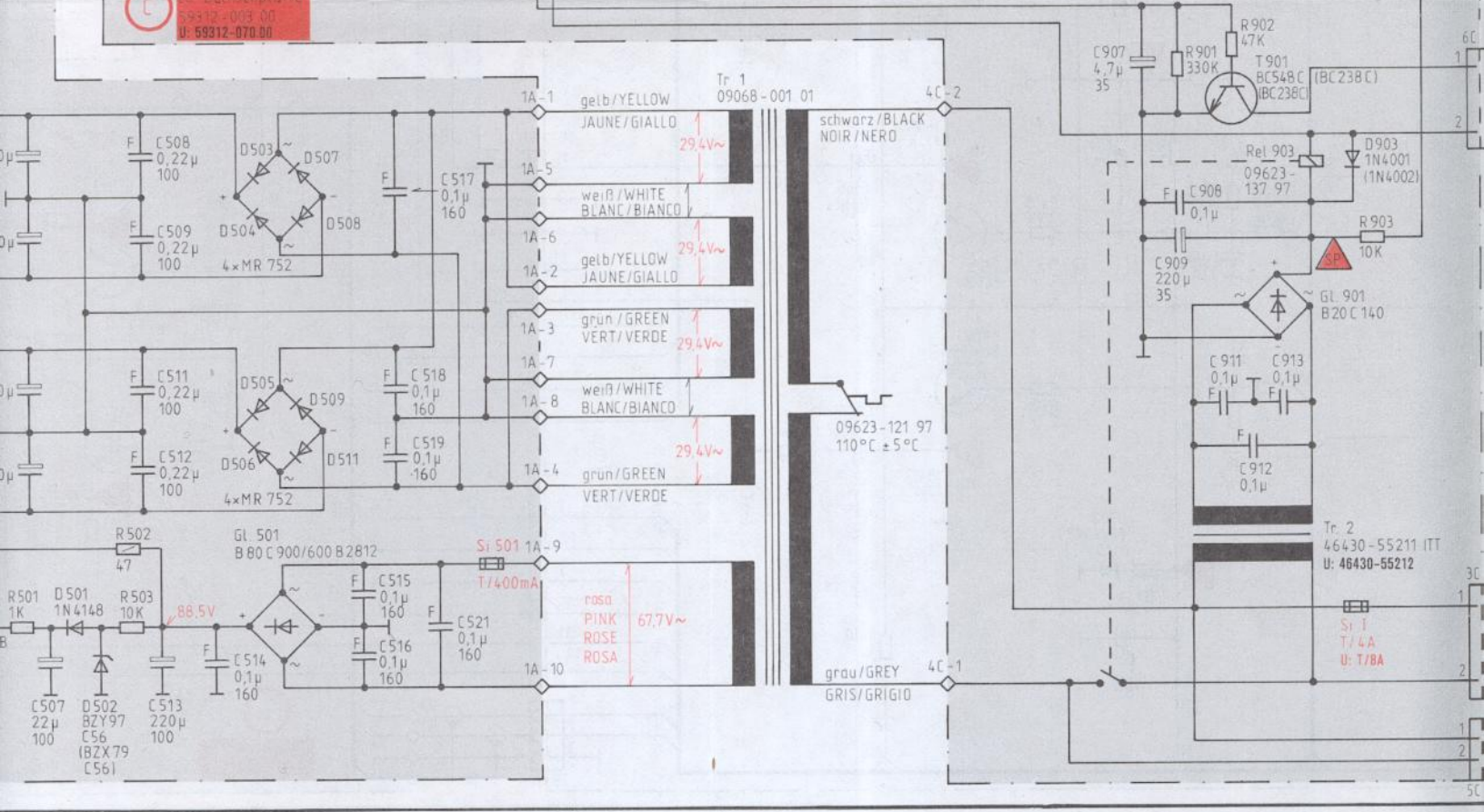
linker Kanal
LEFT CHANNEL
CANAL DE GAUCHE
CANALE SINISTRO

rechter Kanal
RIGHT CHANNEL
CANAL DE DROITE
CANALE DESTRO

14, 15, 115,	16, 116,	17, 117, 118,	18, 117, 118,	19, 21, 119, 121, 29, 129,	22, 122,	23, 124, 25, 126, 24, 26, 123, 125,	37, 138, 38, 137,	39, 141, 41, 139,	1005, 1001, 2001, 2005, 1002, 2002, 1003, 2003,	501,	1004, 2004, 502,
22, 122,	23, 123,	24, 124, 125, 126, 127, 128, 31, 34, 132, 35, 136, 32, 129, 133, 135,	25, 26, 125, 126, 127, 128, 31, 34, 132, 35, 136, 32, 129, 133, 135,	27, 28, 29, 33, 131, 134, 36, 32, 129, 133, 135,	28, 29, 33, 131, 134, 36, 32, 129, 133, 135,	29, 33, 131, 134, 36, 32, 129, 133, 135,	37, 138, 38, 137,	39, 141, 41, 139,	1001, 2002, 2003, 1006, 1007, 1011, 2007, 2011, 1014, 2015, 2016, 1019, 1021, 1022, 1002, 1003, 2004, 2005, 1008, 1012, 2008, 2012, 1015, 1016, 2017, 2018, 2021, 2022, 2001, 1004, 1005, 2006, 1009, 1013, 2009, 2013, 2014, 1017, 1018, 2019,	501,	1004, 2004, 502,



Buchsenplatte
59312-003 00
U: 59312-070 00

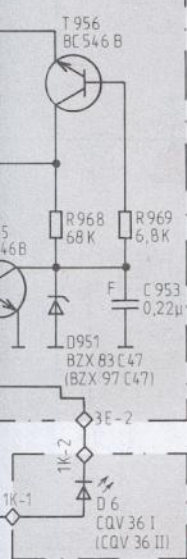


503, 506, 504, 507, 505,	508, 512, 902, 514, 509, 901, 511, 513,	515, 517, 903, 906, 516, 518, 904, 521, 519, 905,	954, 955,	951, 956, 952, 957,	907, 908, 909,	911, 912, 913,	951
501,	502, 503,		971, 952, 951, 953, 972, 954,	955, 957, 962, 958, 956, 973, 959, 961,	963, 964, 901, 965, 902, 966,	967, 903, 968,	965

Steuer-Platte
12-004.00

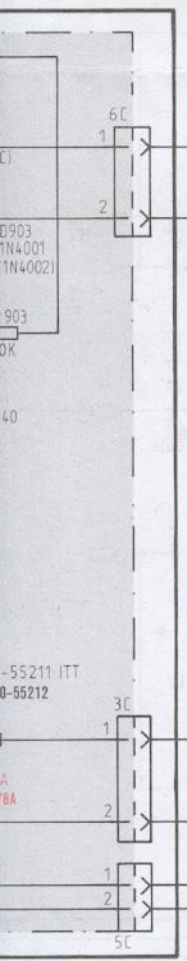
E

- I = Gruppe I
GROUP I
GROUPE I
GRUPPO I
- II = Gruppe II
GROUP II
GROUPE II
GRUPPO II
- L = linker Kanal
LEFT CHANNEL
CANAL DE GAUCHE
CANALE SINISTRO
- R = rechter Kanal
RIGHT CHANNEL
CANAL DE DROITE
CANALE DESTRO



K

RED-Platte
59312-008.00



am Kühlkörper
COOLING PLATE
TOLE DE REFROIDISSEMENT
DISSIPATORE TERMICO

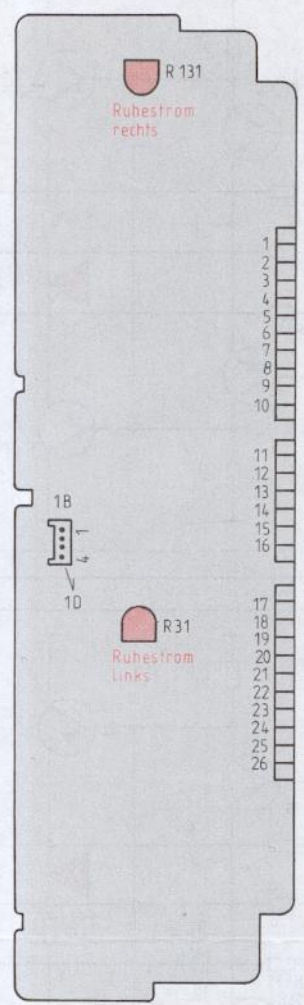
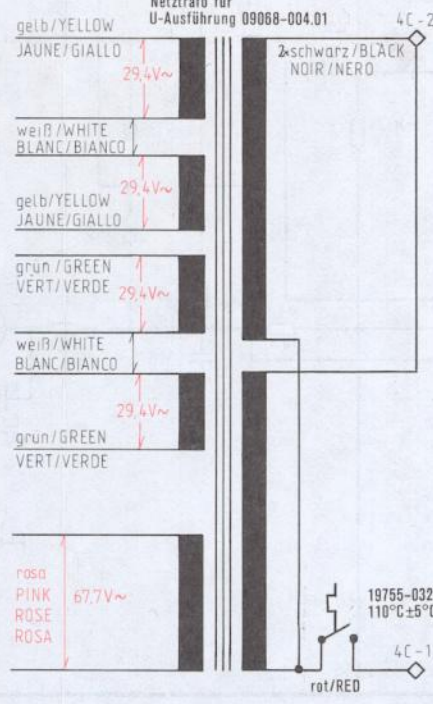
Netz-Eingang
MAINS IN
ENTREE SECTEUR
TENSIONE D'INGRESSO
U: 120V AC 60 Hz

Netz-Ausgang
MAINS OUT
SORTIE SECTEUR
USCITA CURSORE DI RE

max. 200W

Netzausgang entfällt bei GB- und U-Ausführung

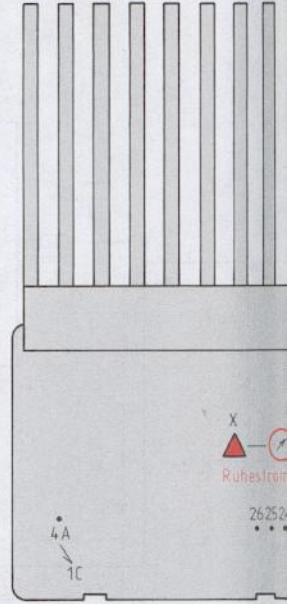
Netztrafo für
U-Ausführung 09068-004.01



B

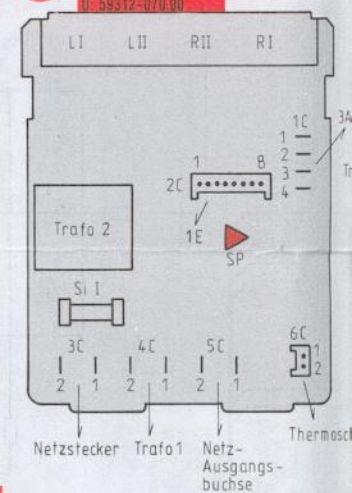
NF-Modul-Steckplatte
59312-002.00

NF-Modul 59600-655.00



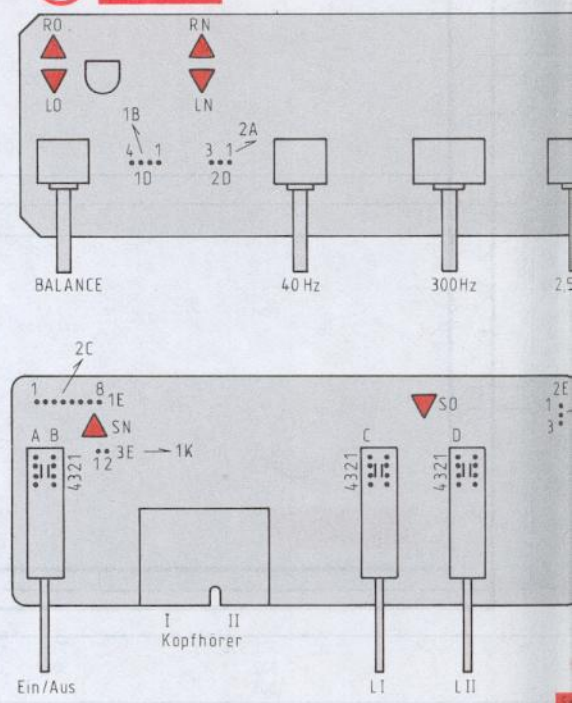
C

15-Buchsenplatte
59312-003.00
U: 59312-070.00



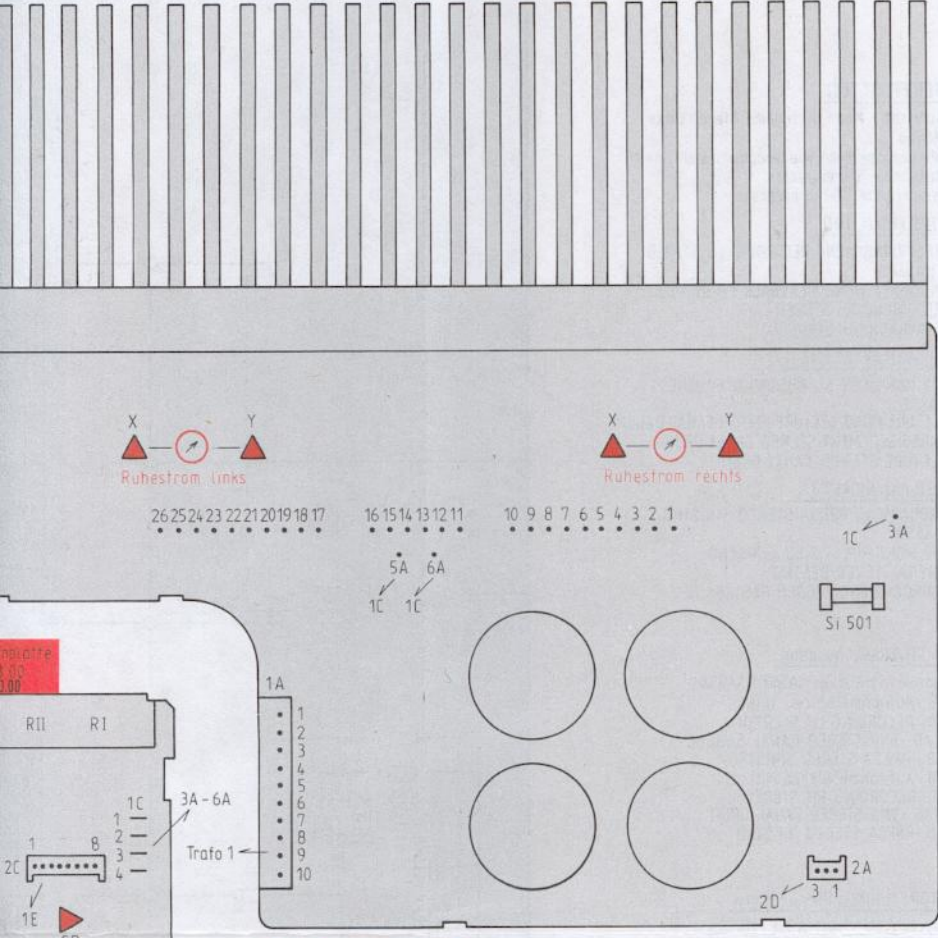
D

Regler-Platte
59315-119.00

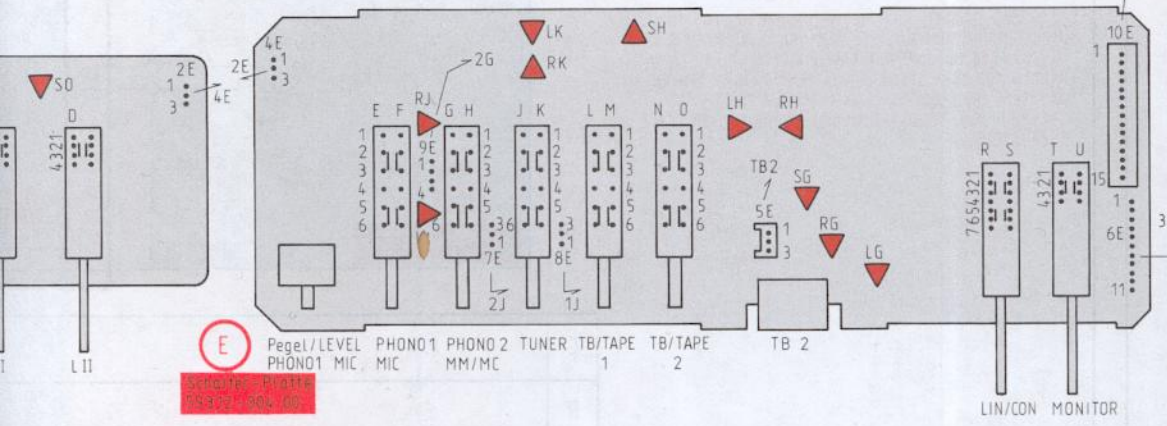
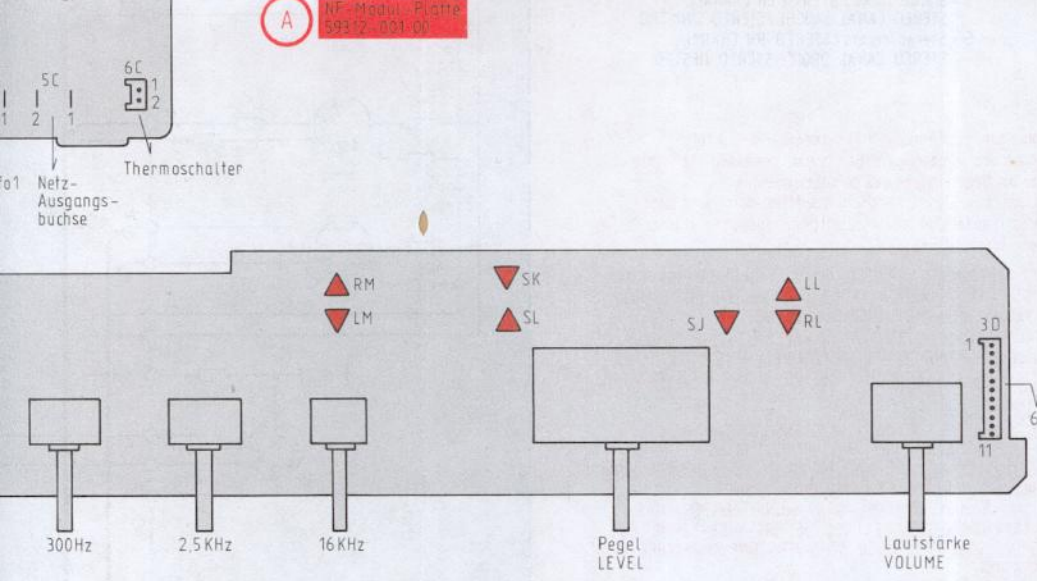


953,	C
903, 968, 969,	R

59800 - 655 00

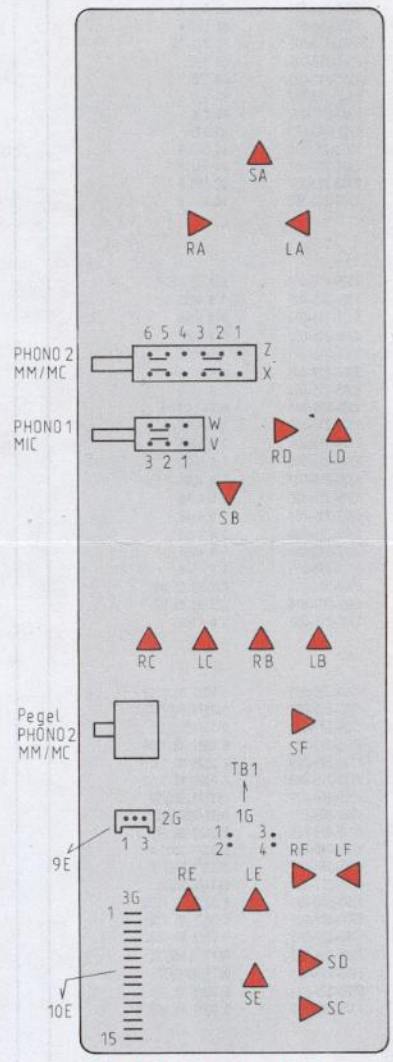
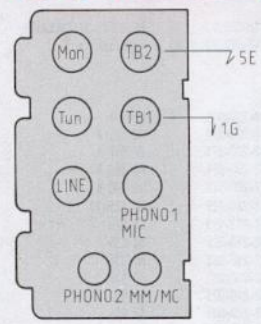


A NF-Modul-Platine
59312 - 001 00



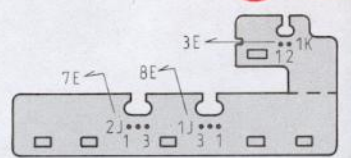
E Pegel/LEVEL
PHONO1 MIC
59312 - 004 00

H TB1
59312 - 005 00







G NF-Abgangsbuchse
59312 - 006 00







K Netz-Platine
59312 - 008 00



J Netz-Platine
59312 - 007 00

-  Elko
-  Folie
-  KS, KP
-  Keramik


Änderungen vorbehalten
 ALTERATIONS RESERVED
 MODIFICAZIONI RISERVATE
 CON RISERVA DI MODIFICA


-  0207 DIN
-  0207 DIN Rauscharm
-  0411 DIN
-  schwer entflammbar
-  Draht
-  Metalloxidschicht


Gleichrichter
 B 20 C140
 B 80 C 900/600 B 2812

Z-Dioden
 5,6V 19799-109 97
 6,8V 19799-107 01
 7,5V 09654-124 01
 (02 / 03/ 04/ 31)
 39V 19799-139 91
 47V 19799-126 91
 56V 19799-128 91

Transistoren

-  BC 546
BC 547
BC 548
BC 550
BC 557
BC 560

-  BF 254


-  BC 651


Ersatztypen in Klammer ()
 INTERCH. TYPES IN BRACKETS ()
 TYPES DE RECHANGE EN PARENTH ()
 TIPI DI RICAMBI IN ()


Vornummer für Dioden und Transistoren
 INDES NUMBER FOR DIODES AND TRANSISTORS
 CHIFFRES REPERES POUR DIODES ET TRANSISTORS
 SIGLA PER DIODI E TRANSISTORS

09654-

-  GD 679 -480 97
(GD 681)
BD 135
BD 136

-  G 745 C -485 25
G 746 C -486 25

-  G 179 -437 25
(G 237 -442 02)
G 180 -438 25
(G 238 -443 02)
GD 139 -436 01
(BD 791)

-  BD 829-10 -435 01

NF-Spannungen mit Grundig-Millivoltmeter (Ri=1M Ω //50pF) gegen Masse gemessen, Meßwerte gelten für Eingangsspannungen von 500mV an TBI und 5mV an Phono1 Micro mit jeweils 1000Hz. Das Gerät befindet sich in folgendem Betriebszustand: TBI „Ein“, Lautstärkeregl. auf, je 2x100W, Klang- und Balanceregler in mechanischer Mittelstellung, Monitorschalter „Aus“.

AF VOLTAGES ARE MEASURED AGAINST CHASSIS WITH A GRUNDIG MILLIVOLTMETER (RI=1M Ω // 50PF) MEASURING VALUES ARE VALID FOR INPUT VOLTAGES OF 500mV ON TBI AND 5mV ON PHONO1 MICRO, EACH WITH 1000Hz. THE SET IS IN THE FOLLOWING OPERATING MODE: TBI "ON" VOLUME CONTROL OPEN, 2x100W, TONE CONTROLS AND BALANCE CONTROL IN MECHANICAL CENTRE POSITION, MONITOR SWITCH "OFF".

TENSIONI BF MISUREE PAR RAPPORT A CHASSIS AVEC UN MILLIVOLTMETRE GRUNDIG (RI=1M Ω // 50PF). LES VALEURS MESUREES SONT VALABLES POUR DES TENSIONS D'ENTREE DE 500mV SUR TBI (MAGNETOPHONE) ET DE 5mV SUR PHONO 1 MICRO A 1000Hz. L'APPAREIL SE TROUVE DANS LE MODE DE FONCTIONNEMENT SUIVANT: (MAGNETOPHONE) TBI MARCHE, REGLAGE DE VOLUME OUVERT, 2x100W, REGLAGES DE TONALITE ET DE BALANCE EN POSITION MEDIANE MECANIQUE, COMMANDE MONITOR HORS SERVICE.

TENSIONI BF MISURATE CON IL MILLIVOLTMETRO GRUNDIG (RI=1M Ω // 50PF) VERSO MASSA I VALORI MISURATI VALGONO PER TENSIONI D'INGRESSO DI 500mV SU TBI E DI 5mV SU PHONO1 MICRO CON RISPETTIVAMENTE 1000Hz. L'APPARECCHIO E REGOLATO COME SEGUE: TBI INSERITO, REGOLAZIONE VOLUME PER RISP. TE 2 PER 100W, REGOLATORI DI TONO E DI BILANCIA- MENTO IN POSIZIONE MECCANICA CENTRALE, INTERRUOTORE MONITOR DISINSERITO.

GRUNDIG

V 5000
V 5000 GB
V 5000 U
 (55032-906.01)