

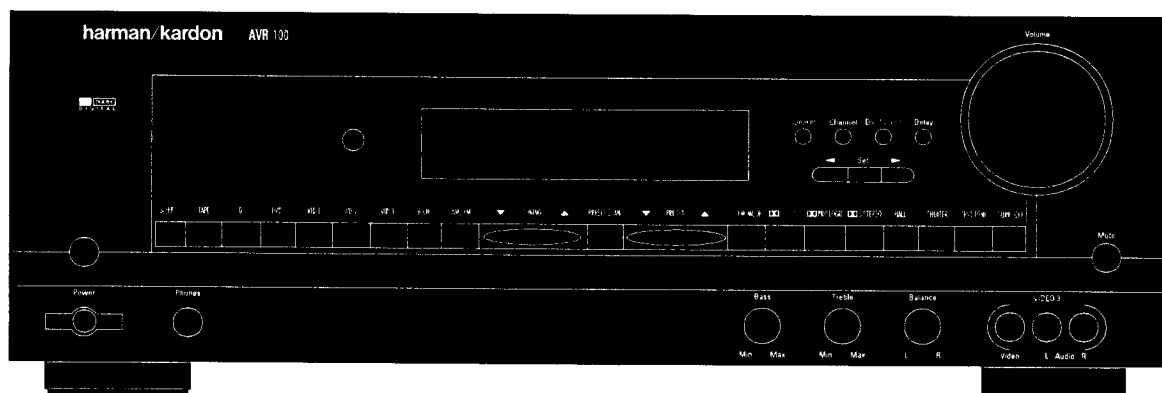
# The Harman Kardon

Model AVR100/AVR200

Manual A

## AUDIO AND VIDEO RECEIVER

# Technical Manual



## CONTENTS

SPECIFICATIONS.....	2	EXPLODED VIEW.....	35
ELECTROSTATICALLY SENSITIVE (ES) DEVICES.....	3	PRINCIPAL SCREW LOCATIONS.....	37
LEAKAGE TEST.....	4	ELECTRICAL PARTS LIST.....	43
ALIGNMENT PROCEDURES.....	5	IC BLOCK DIAGRAMS.....	71
CONTROLS AND FUNCTIONS.....	8	P.C. BOARDS.....	85
CIRCUIT DESCRIPTION.....	11	SCHEMATIC DIAGRAMS.....	93
BLOCK DIAGRAM.....	30	WIRING DIAGRAM.....	101
DISASSEMBLY PROCEDURES.....	31	PACKING MATERIAL AND PARTS LIST.....	102

## harman/kardon

Parts and Service Office

250 Crossways Park Dr, Woodbury, N.Y.11797

1112 AVR100 / AVR200 1200 Printed in Korea

# Technical Specifications

## Audio Section

Stereo Mode

Continuous Average Power (FTC)

45 Watts per channel, 20Hz–20kHz,  
@ < 0.07% THD, both channels driven into 8 ohms

Five-Channel Surround Modes

Power Per Individual Channel

Front L&R channels:  
40 Watts per channel,  
@ < 0.07% THD, 20Hz–20kHz into 8 ohms

Center channel:  
40 Watts, @ < 0.07% THD, 20Hz–20kHz into 8 ohms

Surround channels:  
40 Watts per channel,  
@ < 0.07% THD, 20Hz–20kHz into 8 ohms

Input Sensitivity/Impedance

Linear (High Level) 200mV/47k ohms

Signal-to-Noise Ratio (IHF-A) 95dB

Surround System Adjacent Channel Separation

Analog Decoding 40dB  
(Pro Logic, etc.)

Dolby Digital (AC-3) 55dB  
DTS 55dB

Frequency Response

@ 1W (+0dB, -3dB) 10Hz–100kHz

High Instantaneous

Current Capability (HCC) ±35 Amps

Transient Intermodulation

Distortion (TIM) Unmeasurable

Rise Time 16 µsec

Slew Rate 40V/µsec

## FM Tuner Section

Frequency Range	87.5–108MHz
Usable Sensitivity	IHF 1.3 µV/13.2dBf
Signal-to-Noise Ratio	Mono/Stereo 70/68dB
Distortion	Mono/Stereo 0.3/0.3%
Stereo Separation	40dB @ 1kHz
Selectivity	±400kHz, 65dB
Image Rejection	80dB
IF Rejection	90dB
Tuner Output Level	1kHz, ±75kHz Dev 500mV

## AM Tuner Section

Frequency Range	520–1710kHz
Signal-to-Noise Ratio	45dB
Usable Sensitivity	Loop 500µV
Distortion	1kHz, 50% Mod 0.8%
Selectivity	±10kHz, 30dB

## Video Section

Video Format	NTSC
Input Level/Impedance	1Vp-p/75 ohms
Output Level/Impedance	1Vp-p/75 ohms
Video Frequency Response	10Hz–8MHz (-3dB)

## General

Power Requirement	AC 120V/60Hz
Power Consumption	72W idle, 694W maximum (2 channels driven)

Dimensions (Max)

Width	17.3 inches (440mm)
Height	6.5 inches (165mm)
Depth	17.1 inches (435mm)
Weight	31 lb (15.4 kg)

Depth measurement includes knobs, buttons and terminal connections.

Height measurement includes feet and chassis.

All features and specifications are subject to change without notice.

Harman Kardon is a registered trademark, and Power for the Digital Revolution is a trademark, of Harman Kardon, Inc.

\*Manufactured under license from Dolby Laboratories.

"Dolby," "Pro Logic," "AC-3" and the Double-D symbol are trademarks of Dolby Laboratories. Confidential Unpublished Works. ©1992–1999 Dolby Laboratories, Inc. All rights reserved.

† DTS and DTS Surround are trademarks of Digital Theater Systems, Inc.

†† UltraStereo is a trademark of UltraStereo Corp.

## ELECTROSTATICALLY SENSITIVE (ES) DEVICES

Some semiconductor (solid state) devices can be damaged easily by static electricity. Such components commonly are called Electrostatically Sensitive (ES) Devices. Examples of typical ES devices are integrated circuits and some field effect transistors and semiconductor “chip” components. The following techniques should be used to help reduce the incidence of component damage caused by static electricity.



1. Immediately before handling any semiconductor component or semiconductor-equipped assembly, drain off any electrostatic charge on your body by touching a known earth ground. Alternatively obtain and wear a commercially available discharging wrist strap device, which should be removed for potential shock reasons prior to applying power to the unit under test.
2. After removing an electrical assembly equipped with ES devices, place the assembly on a conductive surface such as aluminum foil, to prevent electrostatic charge buildup or exposure of the assembly.
3. Use only a grounded-tip soldering iron to solder or unsolder ES devices.
4. Use only an anti-static solder removal device. Some solder removal devices not classified as “anti-static” can generate electrical charges sufficient to damage ES devices,
5. Do not use freon-propelled chemicals. These can generate electrical change sufficient to damage ES devices.
6. Do not remove a replacement ES device from its protective package until immediately before you are ready to install it. (Most replacement ES devices are packaged with leads electrically shorted together by conductive foam, aluminum foil or comparable conductive material.)
7. Immediately before removing the protective material from the leads of a replacement ES device, touch the protective material to the chassis or circuit assembly into which the device will be installed.

CAUTION : Be sure no power is applied to the chassis or circuit, and observe all other safety precautions.

8. Minimize bodily motions when handling unpacked replacement ES devices. (Otherwise harmless motion such as the brushing together or your clothes fabric or the lifting of your foot from a carpeted floor can generate static electricity sufficient to damage an ES device.)

## PRODUCT SAFETY NOTICE

Each precaution in this manual should be followed during servicing.

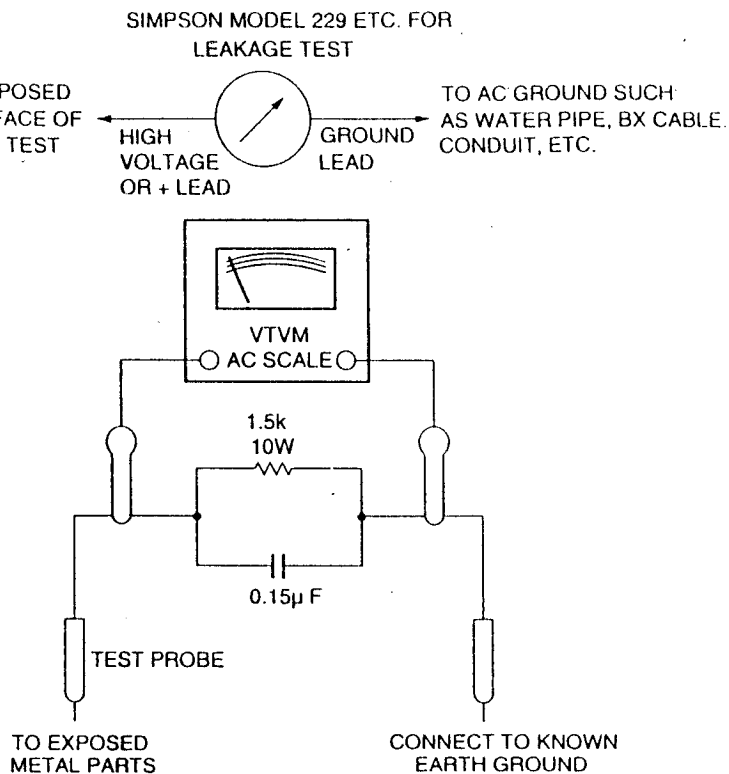
Components identified with the IEC symbol  in the parts list are of special significance to safety. When replacing a component identified with , use only the replacement parts designated, or parts with the same ratings or resistance, wattage or voltage that are designated in the parts list in this manual.

Leakage-current or resistance measurements must be made to determine that exposed parts are acceptably insulated from the supply circuit before returning the product to the customer.

## LEAKAGE TEST (FOR SERVICE ENGINEERS IN THE U.S.A.)

Before returning the unit to the user, perform the following safety checks:

1. Inspect all lead dress to make certain that leads are not pinched or that hardware is not lodged between the chassis and other metal parts in the unit.
2. Be sure that any protective devices such as nonmetallic control knobs, insulating fishpapers, cabinet backs, adjustment and compartment covers or shields, isolation resistor-capacity networks, mechanical insulators, etc. Which were removed for servicing are properly reinstalled.
3. Be sure that no shock hazard exists; check for leakage current using Simpson Model 229 Leakage Tester, standard equipment item No. 21641, RCA Model WT540A or use alternate method as follows: Plug the power cord directly into a 120-volt AC receptacle (do not use an Isolation Transformer for this test). Using two clip leads, connect a 1500 Ohm, 10-watt resistor paralleled by a 0.15 $\mu$ F capacitor, in series with all exposed metal cabinet parts and a known earth ground, such as a water pipe or conduit. Use a VTVM or VOM with 1000 Ohms per volt, or higher sensitivity to measure the AC voltage drop across the resistor. (See Diagram.) Move the resistor connection to each exposed metal part having a return path to the chassis (antenna, metal, cabinet, screw heads, knobs and control shafts, escutcheon, etc.) and measure the AC voltage drop across the resistor. (This test should be performed with the power switch in both the On and Off positions.)



A reading of 0.35 volt RMS or more is excessive and indicates a potential shock hazard which must be corrected before returning the unit to the owner.

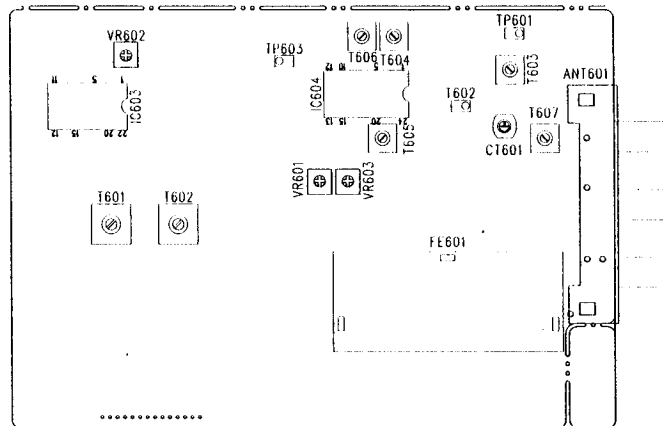
**ALIGNMENT PROCEDURES**

**1. Test Equipment Required**

- AM Standard Signal Generator (AM SSG)
- Oscilloscope
- AC Voltmeter
- FM Standard Signal Generator (FM SSG)
- Stereo Modulator
- Audio Generator
- Distortion Meter
- DC Voltmeter
- Frequency Counter

**Note:** Disconnect external FM antenna prior to alignment

**2. Alignment and Test Points**

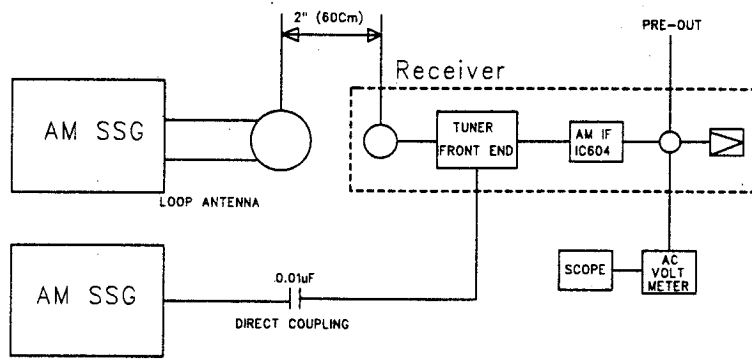


**3. AM IF and RF Alignment**

Preparation

1. Output of signal Generator should not be higher than necessary to obtain an optimum output reading.
2. Signal Generator Modulation: 30%
3. Switch: Press to AM.

Step	Signal Generator Frequency	Receiver Frequency on the Display	Equipment Connection	Adjustment Point	Adjust for
1	990KHz (400Hz,Mod.)	520KHz	DC Voltmeter TP601	T603	1.2V reading Maximum
2	600KHz (400Hz,Mod.)	600KHz	AC Voltmeter to TAPE OUT jack	T607	reading Maximum
3	1400KHz (400Hz,Mod.)	400KHz	AC Voltmeter to TAPE OUT jack	CT601	reading Maximum
4	990KHz (400Hz,Mod.)	990KHz	AC Voltmeter to TAPE OUT jack	T605	reading FL display "TUNED"
5	990KHz (400Hz,Mod.)	990KHz	same as Step 1	VR603	Indicator on receiver with AM SSG Output level of 800 $\mu$ V/m



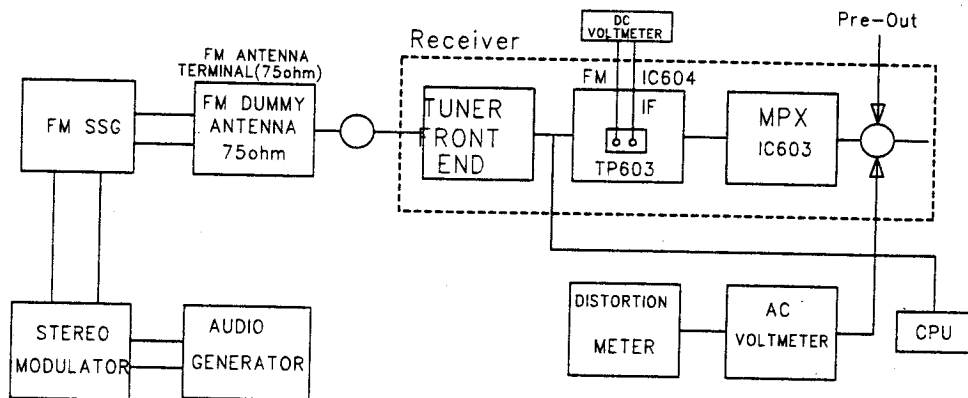
AM Alignment Connection

**4. FM IF Alignment**

Preparation

1. Signal Generator output should be no higher than necessary to obtain an optimum output reading.
2. Switch Press to FM.
3. Signal generator deviation : 75KHz (AVR100), 40KHz (AVR200)

Step	Signal Generator Frequency	Receiver Frequency on the Display	Equipment Connection	Adjustment Point	Adjust for
1	98.0 MHz (1KHz, Mod.)	98.0 MHz	DC Voltmeter to TP602	T606	Zero reading on DC Voltmeter
2	98.0 MHz (1KHz, Mod.)	98.0 MHz	Distortion meter to TAE OUT jack	T604	Minimum distortion
3	98.0 MHz (1KHz, Mod.)	98.0 MHz	Same as Step 1	VR601	FL display "TUNED" Indicator on receiver with FM SSG Output level of 35.2dbf



FM RF/IF and MPX Alignment Connection

## 5. MPX Alignment, SM Alignment

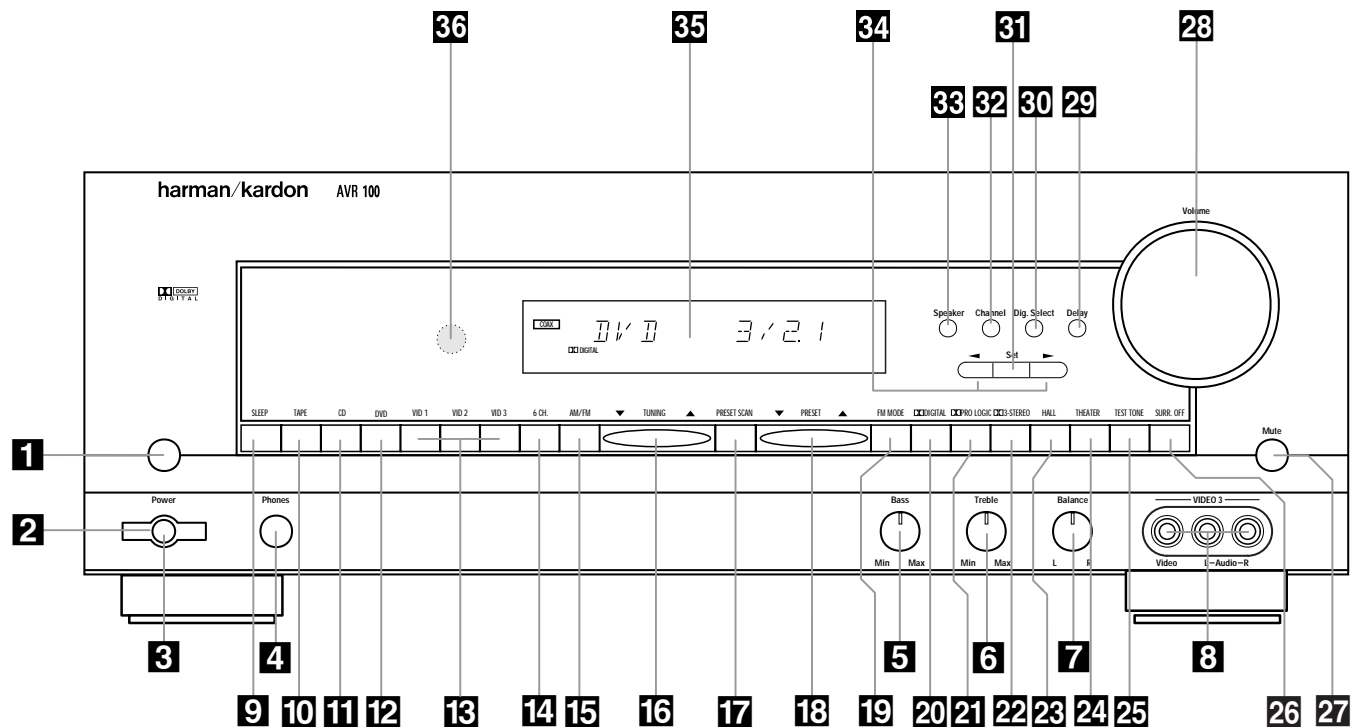
### Preparation

1. Switch: Press to FM.
2. Tuner for 98MHz on band.
3. Signal Generator output level: 1000  $\mu$ V.
4. Deviation: 75KHz (AVR100), 40KHz (AVR200) at 100% modulation to composite signal.
5. Connect Signal Generator to FM antenna terminal through FM dummy antenna (75 $\Omega$ ).

Step	19KHz Modulation Level	Signal Generator Frequency Setting	Equipment Connection	Adjustment Point	Adjust for
1	7.5KHz, Mod.	Composite to channel 1KHz R	AC Voltmeter to TAPE OUT jack of R channel		Adjust for about 450mV of audio output
2	7.5KHz, Mod.	Composite to channel 1KHz L	AC Voltmeter to TAPE OUT jack of R channel	VR602	AC Voltmeter reading should be at least 40dB below.
3	7.5KHz, Mod.	Composite to channel 1KHz R	AC Voltmeter to TAPE OUT jack of L channel	VR602	Same as Step 2

If you could not obtain -40dB reading in Steps 2 and 3 (compared with Step 1), read just VR603 until you obtain -40dB readings for both steps 2 and 3. Normal is -45dB.

## Front-Panel Controls



- |                               |                                    |                                  |
|-------------------------------|------------------------------------|----------------------------------|
| <b>1</b> Main Power Switch    | <b>13</b> Video Input Selector     | <b>25</b> Test Tone Button       |
| <b>2</b> System Power Control | <b>14</b> 6-Channel Selector       | <b>26</b> Surround Off           |
| <b>3</b> Power Indicator      | <b>15</b> AM/FM Button             | <b>27</b> Mute                   |
| <b>4</b> Headphone Jack       | <b>16</b> Tuning Selector          | <b>28</b> Volume Control         |
| <b>5</b> Bass Control         | <b>17</b> Preset Scan              | <b>29</b> Delay                  |
| <b>6</b> Treble Control       | <b>18</b> Preset Stations Selector | <b>30</b> Digital Input Selector |
| <b>7</b> Balance Control      | <b>19</b> Tuner Mode               | <b>31</b> Set Button             |
| <b>8</b> Video 3 Inputs       | <b>20</b> Dolby Digital Selector   | <b>32</b> Channel Trim Button    |
| <b>9</b> Sleep Button         | <b>21</b> Dolby ProLogic Selector  | <b>33</b> Speaker Select Button  |
| <b>10</b> Tape Input Selector | <b>22</b> Dolby 3 Stereo Selector  | <b>34</b> Selector Buttons       |
| <b>11</b> CD Input Selector   | <b>23</b> Hall Mode Selector       | <b>35</b> Information Display    |
| <b>12</b> DVD Input Selector  | <b>24</b> Theater Mode Selector    | <b>36</b> Remote Sensor          |

**1 Main Power Switch:** Press this button to apply power to the AVR 100. When the switch is pressed in, the unit is placed in a Standby mode, as indicated by the amber LED **3** surrounding the **System Power Control 2**. This button MUST be pressed in to operate the unit. To turn the unit off and prevent the use of the remote control, this switch should be pressed until it pops out from the front panel so that the word "OFF" may be read at the top of the switch.

**NOTE:** In normal operation this switch is left in the "ON" position.

**2 System Power Control:** When the **Main Power Switch 1** is "ON," press this button

to turn on the AVR 100; press it again to turn the unit off. Note that the **Power Indicator** surrounding the switch **3** will turn green when the unit is on.

**3 Power Indicator:** This LED will illuminate in amber when the unit is in the Standby mode to signal that the unit is ready to be turned on. When the unit is in operation, the indicator will turn green.

**4 Headphone Jack:** This jack may be used to listen to the AVR 100's output through a pair of headphones. Be certain that the headphones have a standard 1/4" stereo phone plug. Note that the main room speakers will automatically be turned off when the headphone jack is in use.

**5 Bass Control:** Turn this control to modify the low-frequency output of the left/right channels by as much as  $\pm 10$ dB. Set this control to a suitable position for your taste or room acoustics.

**6 Treble Control:** Turn this control to modify the high-frequency output of the left/right channels by as much as  $\pm 10$ dB. Set this control to a suitable position for your taste or room acoustics.

**7 Balance Control:** Turn this control to change the relative volume for the front left/right channels.

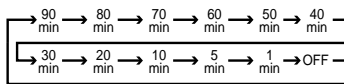
**NOTE:** For proper operation of the surround modes this control should be at the midpoint or "12 o'clock" position.



## Front-Panel Controls

**8 Video 3 Inputs:** These audio/video inputs may be used for temporary connection of video games, camcorders, digital still cameras or portable audio products. To select a source connected to these jacks, press the **Vid 3 Input Selector 13**.

**9 Sleep Button:** Press this button to place the AVR in the sleep mode. Once the button is pressed, **Information Display 35** will show the time remaining before the unit will automatically go into the standby mode. To decrease the remaining time before the unit goes into standby, press the button again, and each press will decrease the time in the following order.



**10 Tape Selector:** Press this button to select the device connected to the **Tape In** jacks **8** as the listening source.

**11 CD:** Press this button to select the device connected to the **CD Input** jacks **7** as the listening source.

**12 DVD Input Selector:** Press this button to select the device connected to the **DVD Input** jacks **6** as the listening and viewing source.

**13 Video Input Selectors:** Press one of these buttons to select a source connected to the rear panel **Video** inputs **17 18**, or the front panel **Video 3** input **3**.

**14 6-Channel Direct Selector:** Press this button to select the output of an optional, external 6-channel decoder connected to the **6-Ch Direct** inputs **20** as the listening source.

**15 AM/FM:** Press this button to select the tuner as the AVR 100's input source. When it is first pressed the last station tuned will be heard. Press it again to change between AM and FM bands.

**16 Tuning Button:** Press the left side of the button to tune lower frequency stations and the right side of the button to tune higher frequency stations. When a station with a strong signal is reached, the **TUNED** indicator **N** will illuminate in the **Information Display 35**.

To tune manually, tap the button lightly and note that the tuner will step up one frequency per button press. When the button is held for a few seconds you will note that the unit will quickly search the frequency band. Release it once the fast tuning starts and the tuner will automatically scan for the next station with an acceptable signal and then stop.

**17 Preset Scan:** Press this button to automatically scan through the stations that have been programmed in the AVR 100's memory. The tuner will play five seconds of each station before moving to the next preset station. To stop the scan when the desired station is heard, press the button again. (See pages 24–25 for more information on the tuner memory system.)

**18 Preset Stations Selector:** Press this button to select stations that have been entered into the preset memory. (See pages 24–25 for more information on tuner programming.)

**19 Tuner Mode:** Press this button to select the stereo or mono mode for FM tuning. In the STEREO mode a **Stereo** indicator **L** will illuminate in the information display, and stereo reception will be provided when stations are transmitting stereo signals. In the MONO mode the left and right signals from stereo broadcasts will be mixed together. Select MONO for better reception of weak signals.

**20 Dolby Digital Selector:** Press this button to select the Dolby Digital surround mode when listening to a program that carries Dolby Digital information. (See pages 21–24 for more information on surround modes and digital audio.)

**21 Dolby Pro Logic Selector:** Press this button to select the Dolby Pro Logic surround mode when listening to an analog program that is encoded with surround-sound information. (See page 21–23 for more information on surround modes.)

**22 Dolby 3 Stereo Selector:** Press this button to select the Dolby 3 Stereo listening mode. This mode is used primarily when a center channel speaker but no surround speakers, are installed. (See pages 22 for more information on surround modes.)

**23 Hall Mode Selector:** Press this button to activate the Hall 1 mode as an alternative surround mode when stereo sources are in use. This mode provides the reverberant atmosphere of a medium-sized concert hall.

**24 Theater Mode Selector:** Press this button to activate the Theater mode as an alternate surround mode when stereo sources are in use.

**25 Test Tone Button:** Press this button to begin the process of setting the AVR 100's output levels. When this button is pressed, a test tone will replace the listening source, and circulate among the various output channels at a three second interval. **The Information Display 35** will show the location of the channel where the test tone noise should be heard.

(See pages 22–24 for complete information on setting the output levels.)

**26 Surround Off:** Press this button to turn off all surround processing and to listen to a program in traditional stereo from the left front and right front speakers only.

**27 Mute:** Press this button to momentarily silence the speaker and headphone outputs of the AVR 100.

**28 Volume Control:** Turn the knob clockwise to increase volume, counterclockwise to decrease the volume. If the AVR is muted, adjusting volume control will automatically release the unit from the silenced condition.

**29 Delay:** Press this button to begin the sequence of steps required to enter delay time settings. (See pages 18–19 for more information on delay times.)

**30 Digital Input Selector:** When playing a source that has a digital output, press this button to select between the **Optical 15** and **Coaxial 15** **Digital** inputs. (See pages 23–24 for more information on digital audio.)

**31 Set Button:** When making choices during the setup and configuration process, press this button to enter the desired setting as shown in the **Information Display 35**, into the AVR 100's memory.

**32 Channel Trim Button:** Press this button to trim the output level settings using an normal input source as the program material. (See page 26 for complete information on trimming the output levels.)

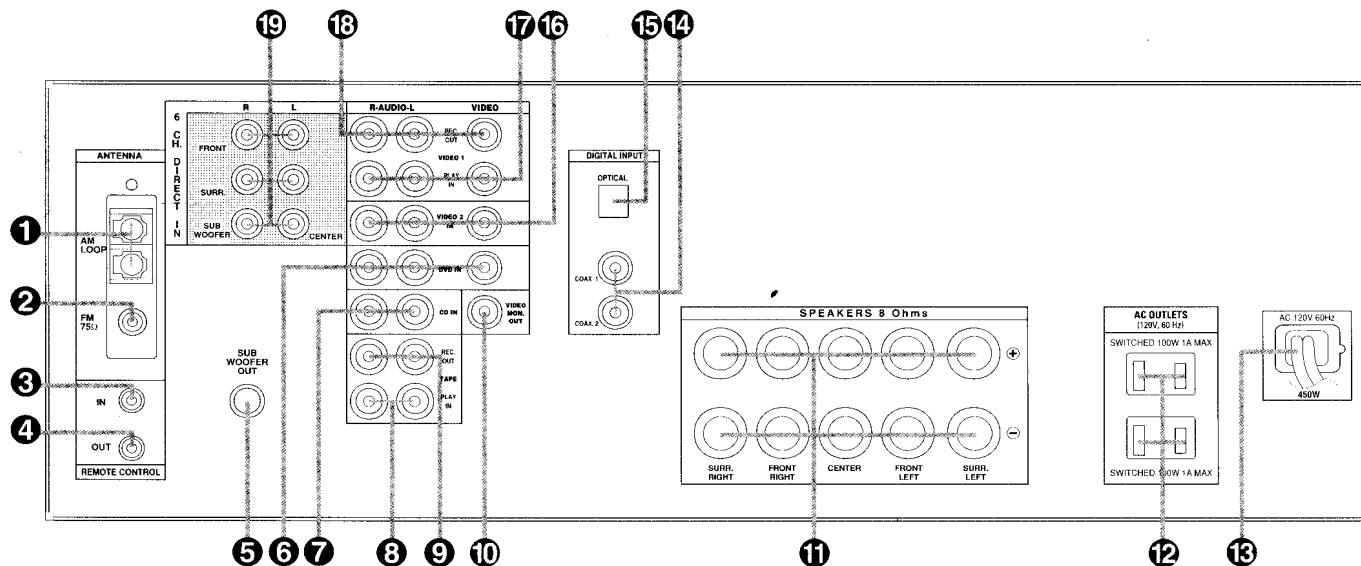
**33 Speaker Select Button:** Press this button to begin the process of selecting the speaker positions that are used in your listening room. (See page 16 for more information on setup and configuration.)

**34 Selector Buttons:** When you are establishing the AVR 100's configuration settings, use these buttons to select between the choices available, as shown in the **Information Display 35**.

**35 Information Display:** This display delivers messages and status indications to help you operate the receiver. (See page 7 for a complete explanation of the Information Display.)

**36 Remote Sensor Window:** The sensor behind this window receives infrared signals from the remote control. Aim the remote at this area and do not block or cover it unless an external remote sensor is installed.

## Rear-Panel Connections



**1 AM Antenna:** Connect the AM loop antenna supplied with the receiver to these terminals. If an external AM antenna is used, make connections to the **AM** and **GND** terminals in accordance with the instructions supplied with the antenna.

**2 FM Antenna:** Connect the supplied indoor or an optional external FM antenna to this terminal.

**3 Remote IR Input:** If the AVR 100's front-panel IR sensor is blocked due to cabinet doors or other obstructions, an external IR sensor may be used. Connect the output of the sensor to this jack.

**4 Remote IR Output:** This connection permits the IR sensor in the receiver to serve other remote-controlled devices. Connect this jack to the "IR IN" jack on compatible equipment.

**5 Subwoofer Output:** Connect this jack to the line-level input of a powered subwoofer. If an external subwoofer amplifier is used, connect this jack to the subwoofer amplifier input.

**6 DVD Inputs:** Connect the analog audio outputs and composite video output of a DVD or LD player to these jacks.

**7 CD Inputs:** Connect these jacks to the output of a compact disc player or CD changer.

**8 Tape Inputs:** Connect these jacks to the PLAY/OUT jacks of an audio recorder.

**9 Tape Outputs:** Connect these jacks to the RECORD/INPUT jacks of an audio recorder.

**10 Video Monitor Output:** Connect this jack to the composite video input of a TV monitor or video projector to view the output of any standard video source selected by the receiver's video switcher.

**11 Speaker Terminals:** Connect these terminals to the appropriate speakers, following the designations shown.

**NOTE:** When making connections to the Speaker Terminals always be certain to maintain correct polarity between the speaker's terminals and those on the AVR by connecting red (+) terminals to red, and black (-) terminals to black. (See page 13 for more information on speaker polarity.)

**12 Switched AC Outlet:** This outlet may be used to power any device that you wish to have turn on when the unit is turned on with the **System Power Control** switch **2**.

**NOTE:** The power consumption of the device plugged into this outlet **12** should not exceed 100 watts.

**13 AC Power Cord:** Connect the AC plug to a nonswitched AC wall output.

**14 Coaxial Digital Inputs:** Connect the coax digital output from a DVD player, HDTV receiver, LD player or CD player to these jacks. The signal may be either a Dolby Digital signal or a standard PCM digital source.

**15 Optical Digital Input:** Connect the optical digital output from a DVD player, HDTV receiver, LD player or CD player to this jack. The signal may be either a Dolby Digital signal or a standard PCM digital source.

**16 Video 2 Inputs:** Connect these jacks to the audio and video outputs of a TV Tuner, Cable TV converter box, satellite receiver or any other audio/video source.

**17 Video 1 Inputs:** Connect these jacks to the audio and video PLAY/OUT jacks of a VCR.

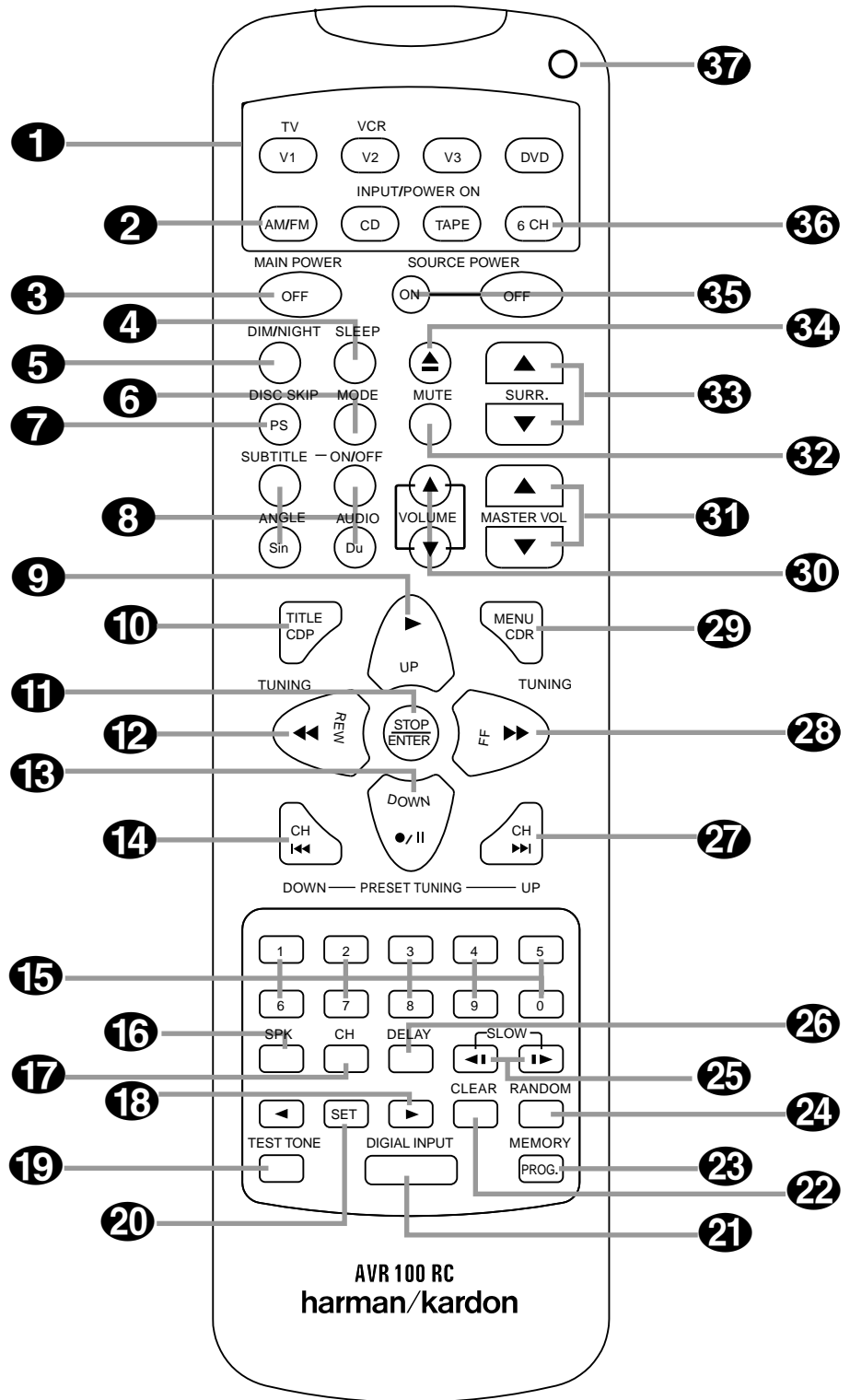
**18 Video 1 Outputs:** Connect these jacks to the audio and video RECORD/IN jacks of a VCR.

**19 6-Channel Direct Inputs:** If an external digital audio decoder is used, connect the outputs of that decoder to these jacks.

# Remote Control Functions

- 1 Device Selectors
- 2 Tuner Selector
- 3 Main Power Off Button
- 4 Sleep Button
- 5 Night Mode/Dim Switch
- 6 FM Tune Mode Button
- 7 Disk Skip Button
- 8 DVD Function Buttons
- 9 Play/Up Button
- 10 Title/CDP Button
- 11 Stop/Enter Button
- 12 Tune Down/Rewind Button
- 13 Pause/Down Buttons
- 14 Preset Down/Channel Down Button
- 15 Numeric Keys
- 16 Speaker Select Button
- 17 Channel Select Button
- 18 Left/Right Select Button
- 19 Test Tune Button
- 20 Set Button
- 21 Digital Input Selector
- 22 Clear Button
- 23 Memory Button
- 24 Direct/Random Play Button
- 25 Slow Play Buttons
- 26 Delay Button
- 27 Preset Up/Channel Up Button
- 28 Tune Up/Fast Forward Button
- 29 Menu/CDR Button
- 30 Device Volume Control
- 31 Master Volume Control
- 32 Mute Button
- 33 Surround Mode Selectors
- 34 Open/Close Button
- 35 Source Power Controls
- 36 6 Channel Direct Selector
- 37 Program/Command Indicator

**NOTE:** The function names shown here are each button's feature when used with the AVR. Most buttons have additional functions when used with other devices. See page xx for a list of these functions.



## Remote Control Functions

**IMPORTANT NOTE:** The AVR 100's remote is shipped from the factory to control all of the functions of the AVR, as well as most Harman Kardon CD, DVD and cassette players. In addition, it may also be programmed to operate many popular VCRs, TV sets, CD and DVD players.

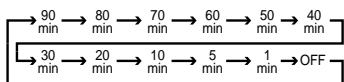
Because of the versatility of the remote, each button may have different functions, depending on which product is being controlled. The descriptions shown here describe the function of the buttons for the AVR, as well as the most popular accessory source products. It is important to note that the ability of the remote to control a specific feature of any product other than the AVR depends on the many factors, and not all features will work on all products. For complete information on programming the remote control, see page xx.

**1 Device Selectors:** Pressing these buttons will perform three different actions at the same time. First, if the AVR is not turned on, pressing the button will power up the unit. Next, it will select the source shown on the button as the unit's input source. Finally, pressing the button will activate the control buttons for the device selected, provided that the remote has been properly programmed.

**2 AM/FM Tuner Select:** Press this button to select this AVR's tuner as the listening choice. Pressing this button when a tuner is in use will select between the AM and FM bands.

**3 Main Power Off Button:** Press this button to place the unit in the Standby mode.

**4 Sleep Button:** Press this button to place the unit in the Sleep mode. After the time shown in the display, the AVR 100 will automatically go into the Standby mode. Each press of the button changes the time until turn-off in the following order:



Press and hold the button for two seconds to turn off the Sleep mode setting.

**5 Night Mode/Dim Button:** Press this button to activate the Night mode. This mode is available in specially encoded digital sources, and it preserves dialog (center channel) intelligibility at low volume levels.

**6 Tuner Mode:** Press this button when the tuner is in use to select between automatic tuning and manual tuning. When the button is pressed so that the **AUTO** indicator **K** goes out, pressing the **Tuning** buttons **12** **23** will move the frequency up or down in single-step increments. When the FM band is in use, pressing this button when a station's signal is weak will change to monaural reception, as indicated by the **MONO** indicator **M**. (See page 24 for more information.)

**7 Disk Skip Button:** This button does not have any function on the AVR, but it is used with many CD changers after the CD Button **1** has been pressed to change the disk being played.

**8 DVD Function Buttons:** These buttons do not have any function on the AVR, but it is used with many DVD players or changers after the DVD Button **1** has been pressed to change subtitle, angle or audio mode. They are also used with dual well cassette or CDR players select the playback mode.

**9 Play/Up Button:** This button does not have any function on the AVR, but it is used as the Play or Up/**▲** function with many products.

**10 Title/CDP Button:** This button does not have any function on AVR, but it is used with many DVD players as the Title Button, and on dual well CD-R recorders to select the play-only transport.

**11 Stop/Enter Button:** This button does not have any function on the AVR, but it is used with many products as the "Stop" button or to enter a setting with the on-screen menu system.

**12 Tune Down/Rewind Button:** When the AVR's tuner is in use, press this button to tune down through the frequency band in use to select another station. Press the button for a few seconds and then release it to automatically tune to the next station with a signal that provides acceptable reception. This button is also used as the rewind button for many CD, DVD, cassette players and VCRs.

**13 Pause/Down Button:** This button does not have any function on the AVR, but it is used as the Pause or Down/**▼** function with many products.

**14 Preset/Channel Down Button:** When the AVR's tuner is in use, press this button to

scroll down through the list of stations that have been entered into the preset memory. When a CD or DVD player is in use, this button is the Skip Back function. When a VCR or TV is in use, this is the Channel Down Button.

**15 Numeric Keys:** These buttons serve as a ten-button numeric keypad to enter tuner preset positions. They are also used to select channel numbers when **TV** has been selected on the remote, or to select track numbers on a CD, DVD or LD player, depending on how the remote has been programmed.

**16 Speaker Select:** Press this button to begin the process of configuring the AVR 100's Bass Management System for use with the type of speakers used in your system. Once the button has been pressed, use the **▲/▼** selector buttons **18** to select the channel you wish to set up. Press the **Set** button **20** and then select another channel to configure. (See page xx for more information.)

**17 Channel-Select Button:** Press this button to begin the process of setting the output level trims when program material is being used as the source. (See page 25 for more information on setting the output level trims.)

**18 ◀▶ Select Buttons:** These buttons are used to scroll through the list of settings when adjustments are being made to the speaker configuration, delay time settings, digital input selection and other AVR set-up procedures.

**19 Test Tone:** Press this button to begin the sequence used to calibrate the AVR 100's output levels. (See pages 17–18 for more information on calibrating the AVR 100.)

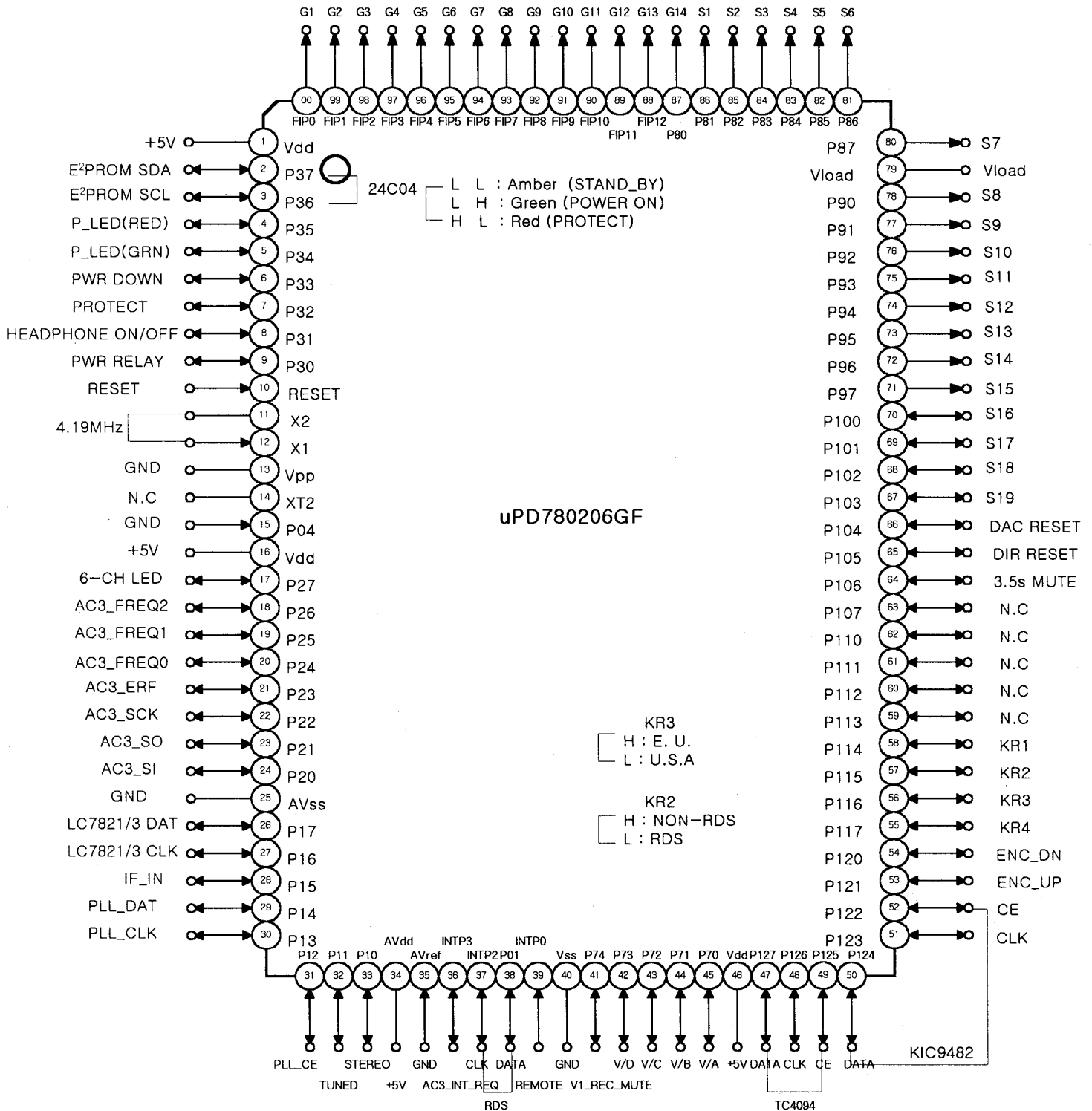
**20 Set Button:** This button is used to enter settings into the AVR 100's memory. It is also used in the setup procedures for delay time, speaker configuration and channel output level adjustment.

**21 Digital Input Select:** Press this button to assign one of the digital input **15** **16** to a source. (See page xx for more information on using digital inputs.)

**22 Clear Button:** This button is used during the process of clearing preset stations from the tuner's memory. (See page xx for more information on erasing the preset stations.)

**23 Memory Button:** Press this button to begin the process of entering stations into the

**CIRCUIT DESCRIPTION**  
**CPU(IC401):  $\mu$  PD780206GF**  
**1. Pin Configuration**



## &lt; CPU PIN DISCRIPTION &gt;

uPD780206GF QFP TYPE

Pin No	Pin Name	I/O	ACTIVE	PORT NAME	R E M A R K
1	Vdd	-	H	+5V	SYSTEM POWER SUPPLY
2	P37	I/O	H	SDA	EEPROM DATA
3	P36	O	H	SCL	EEPROM CLOCK
4	P35	O	H/L	PWR_LED(RED)	L : Amber L : Green H : Red
5	P34	O	H/L	PWR_LED(GRN)	L : STBY H : OPER L : PROT
6	P33	I	L	POWER DOWN	POWER OFF : "L"
7	P32	I	L	PROTECT	PROTECT DETECT : "L"
8	P31	I	H/L	HEADPHONE ON/OFF	HEADPHONE ON: "H" OFF: "L"
9	P30	O	H	POWER RELAY	POWER ON : "H"
10	RESET	I	L	SYSTEM RESET	LOW RESET
11	X2	-	-	MAIN OSC	MAIN SYSTEM OSCILLATION
12	X1	I	-	4.19MHz	
13	Vpp	-	L	Connect to Vss	
14	XT2	-	-	OPEN	NOT USED
15	P04	-	L	GND	NOT USED
16	Vdd	-	H	+5V	SYSTEM POWER SUPPLY
17	P27	O	H	6-CH LED	6-CHANNEL LED
18	P26	O	H	FREQ2	32KHz, 44.1KHz, 48KHz
19	P25	O	H	FREQ1	88.1KHz, 96KHz
20	P24	O	H	FREQ0	
21	P23	I	H	AC3 ERROR FLAG	DIGITAL INPUT?
22	P22	O	H	AC3 CLOCK	AC3 CLOCK
23	P21	O	H	AC3 SO	AC3 SERIAL OUTPUT
24	P20	O	H	AC3 SI	AC3 SERIAL INPUT
25	Avss	-	L	GND	ANALOG GROUND
26	P17	O	H	LC7821/3 DATA	COMMON DATA
27	P16	O	H	LC7821/3 CLK	COMMON CLOCK
28	P15	I	H/L	IF IN	IF COUNTER IN
29	P14	O	H	PLL DATA	
30	P13	O	H	PLL CLOCK	
31	P12	O	H	PLL CE	

32	P11	I	L	TUNED	TUNED IN ON : "L"
33	P10	I	L	STEREO	STEREO IN ON : "L"
34	AVdd	-	H	+5V	ANALOG POWER SUPPLY
35	AVref	-	L	GND	ANALOG GROUND
36	INTP3	I	L	AC3 INT REQUEST	
37	INTP2	I	L	RDS CLK	RDS CLOCK IN : "L"
38	P01	I	H	RDS DATA	RDS DATA IN
39	INTP0	I	L	REMOCON IN	
40	Vss	-	L	GND	SYSTEM GROUND
41	P74	O	H	V1 REC MUTE	V1 REC MUTE : "H"
42	P73	O	H/L	VIDEO D	V/D : L, L, H, H
43	P72	O	H/L	VIDEO C	V/C : L, H, L, H
44	P71	O	H/L	VIDEO B	V/B : L, L, H, H
45	P70	O	H/L	VIDEO A	V/A : L, H, L, H V1, DVD, V2, V3
46	Vdd	-	H	+5V	
47	P127	O	H	TC4094 DATA	EXPANDER IC DATA
48	P126	O	H	TC4094 CLOCK	EXPANDER IC CLOCK
49	P125	O	H	TC4094 CE	EXPANDER IC CHIP ENABLE
50	P124	O	H	KIC9482 DATA	VOLUME IC DATA
51	P123	O	H	KIC9482 CLOCK	VOLUME IC CLOCK
52	P122	O	H	KIC9482 CE	VOLUME IC CHIP ENABLE
53	P121	I	L	ENC UP	ENCODER UP
54	P120	I	L	ENC DN	ENCODER DOWN
55	P117	I	H	KR4	KEY READ 4
56	P116	I	H	KR3	KEY READ 3
57	P115	I	H	KR2	KEY READ 2
58	P114	I	H	KR1	KEY READ 1
59	P113	-	-	-	
60	P112	-	-	-	
61	P111	-	-	-	
62	P110	-	-	-	
63	P107	-	-	-	
64	P106	O	L	PWR_ON MUTE	3.5SEC MUTE
65	P105	O	H	8414 DIR	8414 DIR RESET

66	P104	O	L	DAC	DA CONVERTER RESET
67	FIP32	O	H	S19	FIP SEGMENT OUTPUT
68	FIP31	O	H	S18	FIP SEGMENT OUTPUT
69	FIP30	O	H	S17	FIP SEGMENT OUTPUT
70	FIP29	O	H	S16	OPTION CHECK
71	FIP28	O	H	S15	FIP SEGMENT OUTPUT
72	FIP27	O	H	S14	FIP SEGMENT OUTPUT
73	FIP26	O	H	S13	FIP SEGMENT OUTPUT
74	FIP25	O	H	S12	FIP SEGMENT OUTPUT
75	FIP24	O	H	S11	FIP SEGMENT OUTPUT
76	FIP23	O	H	S10	FIP SEGMENT OUTPUT
77	FIP22	O	H	S9	FIP SEGMENT OUTPUT
78	FIP21	O	H	S8	FIP SEGMENT OUTPUT
79	Vload	-	-	Vload	FIP DRIVER VOLTAGE
80	FIP20	O	H	S7	FIP SEGMENT OUTPUT
81	FIP19	O	H	S6	FIP SEGMENT OUTPUT
82	FIP18	O	H	S5	FIP SEGMENT OUTPUT
83	FIP17	O	H	S4	FIP SEGMENT OUTPUT
84	FIP16	O	H	S3	FIP SEGMENT OUTPUT
85	FIP15	O	H	S2	FIP SEGMENT OUTPUT
86	FIP14	O	H	S1	FIP SEGMENT OUTPUT
87	FIP13	O	H	G14	FIP GRID OUTPUT
88	FIP12	O	H	G13	FIP GRID OUTPUT
89	FIP11	O	H	G12	FIP GRID OUTPUT
90	FIP10	O	H	G11	FIP GRID OUTPUT
91	FIP9	O	H	G10	----
92	FIP8	O	H	G9	FIP GRID OUTPUT
93	FIP7	O	H	G8	FIP GRID OUTPUT
94	FIP6	O	H	G7	FIP GRID OUTPUT
95	FIP5	O	H	G6	FIP GRID OUTPUT
96	FIP4	O	H	G5	FIP GRID OUTPUT
97	FIP3	O	H	G4	FIP GRID OUTPUT
98	FIP2	O	H	G3	FIP GRID OUTPUT
99	FIP1	O	H	G2	FIP GRID OUTPUT
100	FIP0	O	H	G1	FIP GRID OUTPUT



3. KEY MATRIX (Front Panel)

	P114/KR1	P115/KR2	P116/KR3	P117/KR4
S20/KS8 P97	SPEAKER 8010	CHANNEL 8020	DIGITAL SELECT 8040	DELAY 8080
S19/KS7 P96	<< DOWN 4010	SET 4020	>>UP 4040	MUTE 4080
S18/KS6 P95	SURROUND OFF 2010	TEST TONE 2020	THEATER 2040	HALL 2080
S17/KS5 P94	FM MODE 1010	DOLBY DIGITAL 1020	DOLBY PROLOGIC 1040	3-STEREO 1080
S16/KS4 P93	PRESET UP 0810	PRESET DOWN 0820	PRESET SCAN 0840	TUNING UP 0880
S15/KS3 P92	VIDEO3 0410	6-CHANNEL 0420	AM/FM 0440	TUNING DOWN 0480
S14/KS2 P91	VIDEO2 0210	VIDEO1 0220	DVD 0240	CD 0280
S13/KS1 P90		SLEEP 0120	ST-BY 0140	TAPE 0180

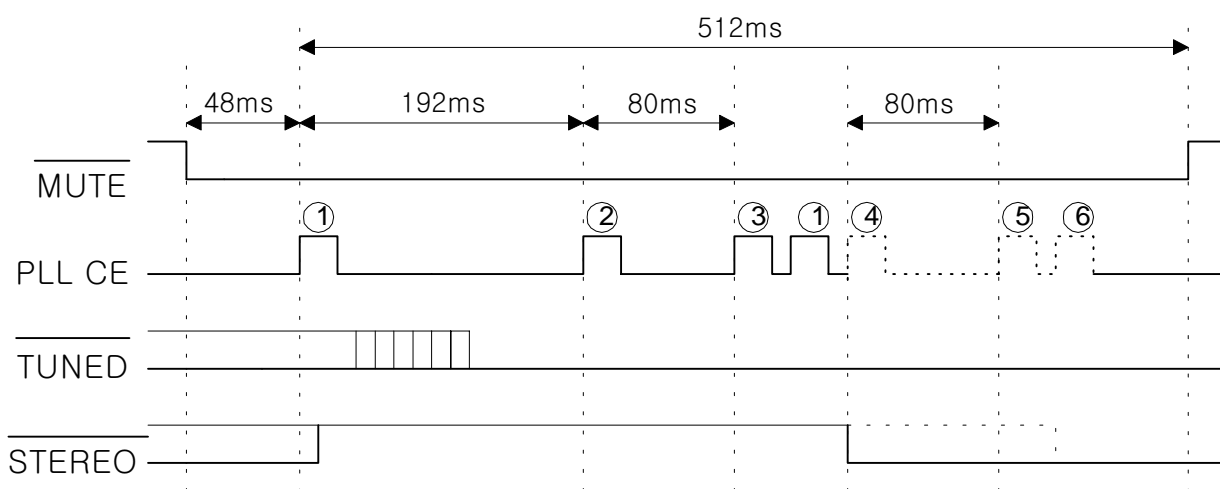
R E M O T E  O N L Y	DIMMER (A010)	SURR. DN (A020)	SURR. UP (A040)	AUTOPRESET(A080)
	MEMORY (B010)	DIRECT (B020)	VR. UP (B040)	VR. DOWN(B080)
	(C010)	PWR OFF (C020)	(C040)	CLEAR (C080)
	NO. 1 (D010)	NO. 2 (D020)	NO. 3 (D040)	NO. 4 (D080)
	NO. 5 (E010)	NO. 6 (E020)	NO. 7 (E040)	NO. 8 (E080)
	NO. 9 (F010)	NO. 0 (F020)	NIGHT (F040)	(F080)

4. Timing Chart (IF Count)

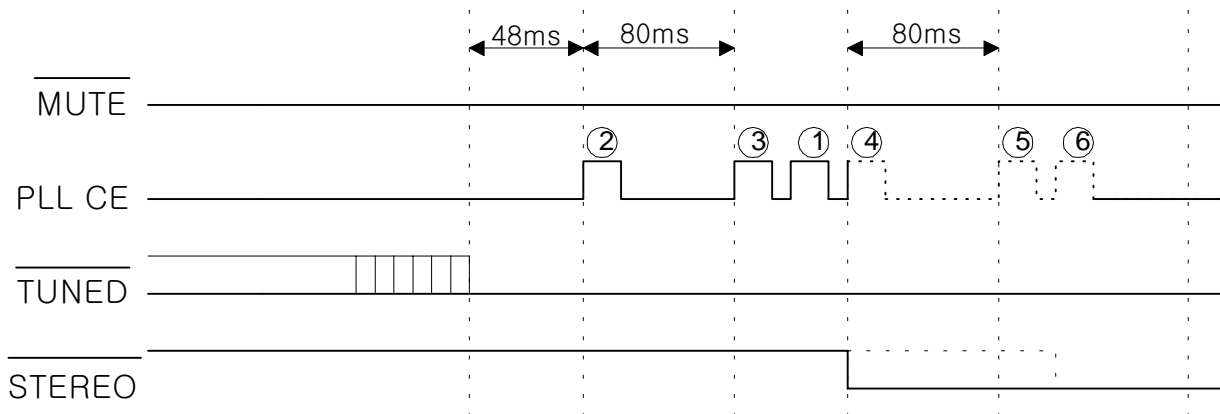
- ① PLL MODE 1
- ② PLL MODE 2
- ③ PLL MODE 3
- ④ PLL MODE 2
- ⑤ PLL MODE 3
- ⑥ PLL MODE 1

A dotted line (.....) : In case that IF COUNT is not proper, follow PLL MODE of ④ ⑤ ⑥

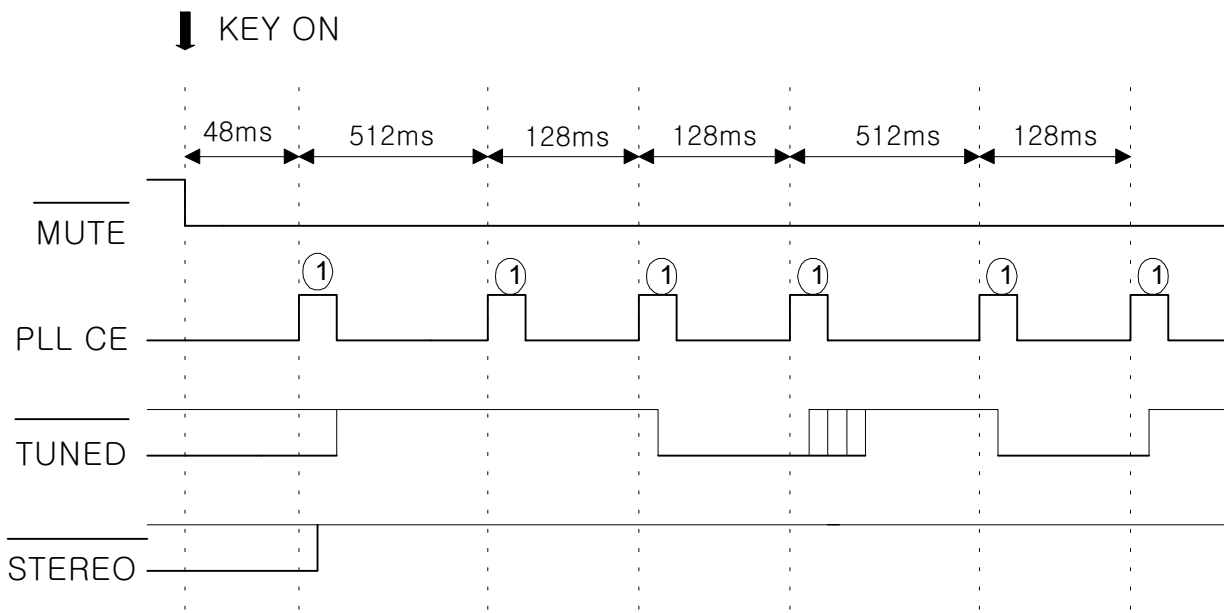
When changing BAND, selecting the PRESET STATION using TEN KEY and selecting the PRESET STATION using PRESET CHANNEL UP/DOWN



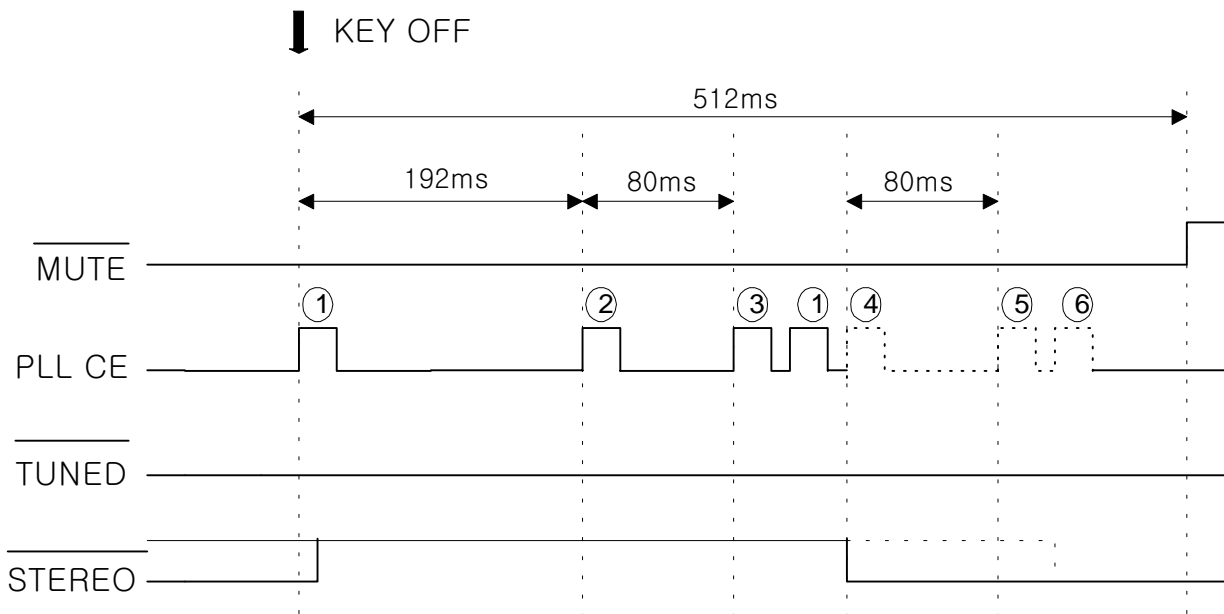
When IF COUNT is not proper in case that the frequency is not tuned



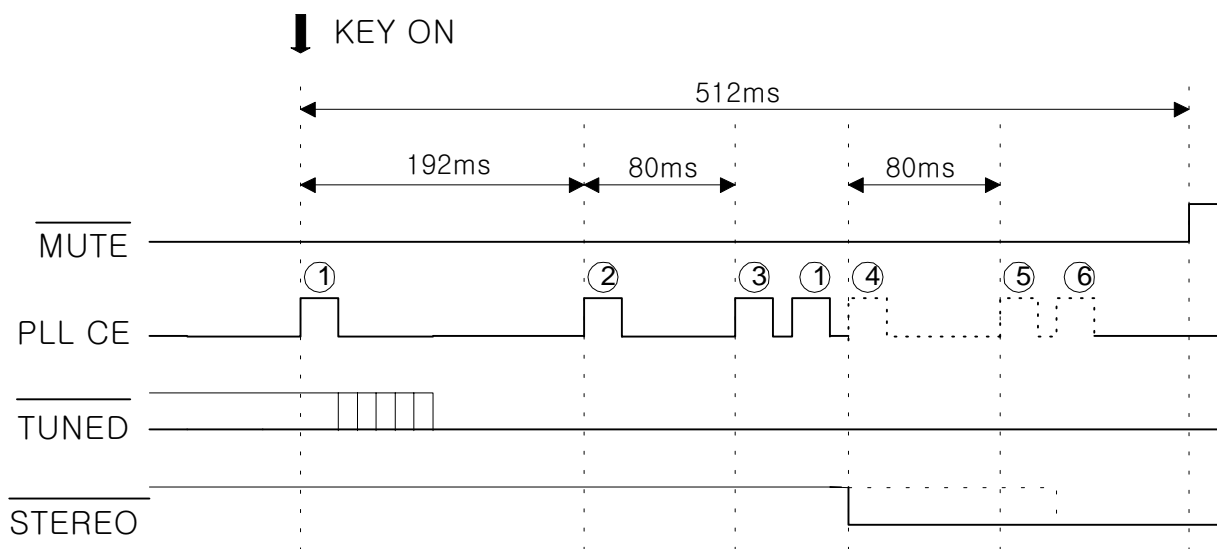
**MANUAL TUNING UP/DOWN**



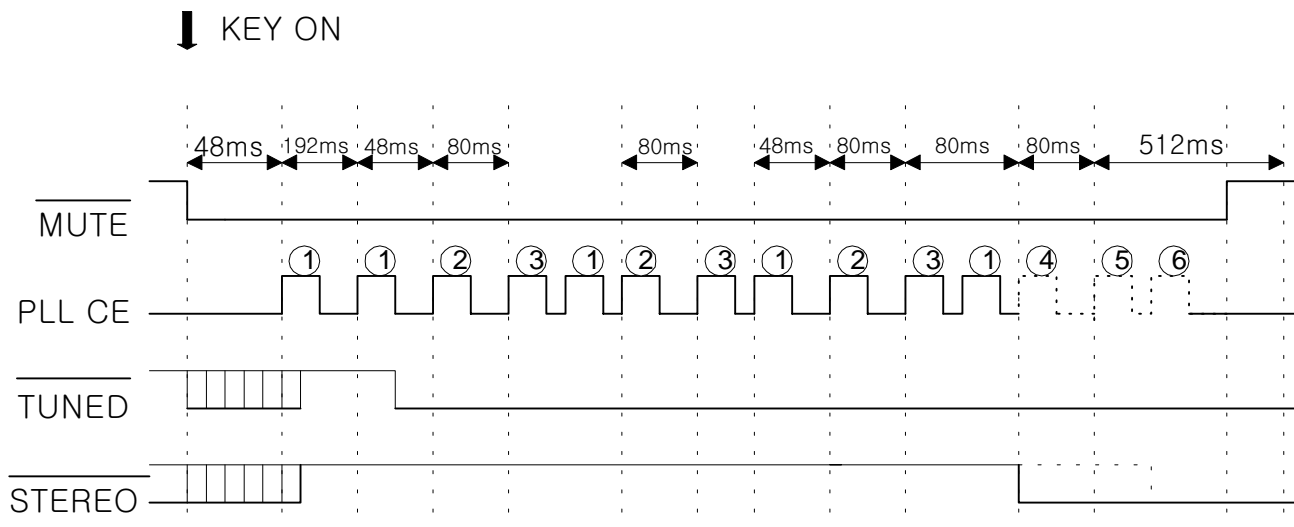
**MANUAL TUNING UP/DOWN KEY OFF**



**- POWER ON**



**- AUTO TUNING UP/DOWN**












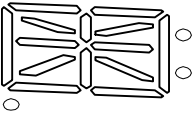
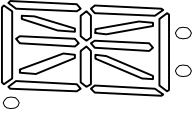
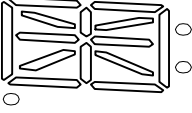
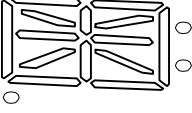
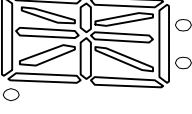
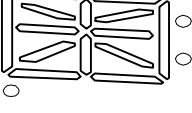
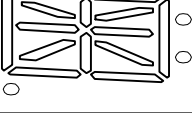
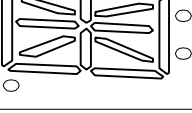
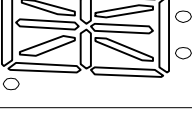
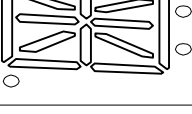
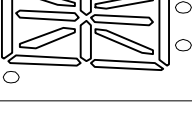
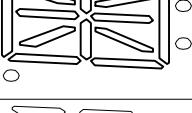
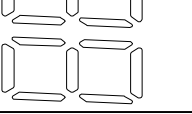
TUNED = HIGH  
IFCNT = NG

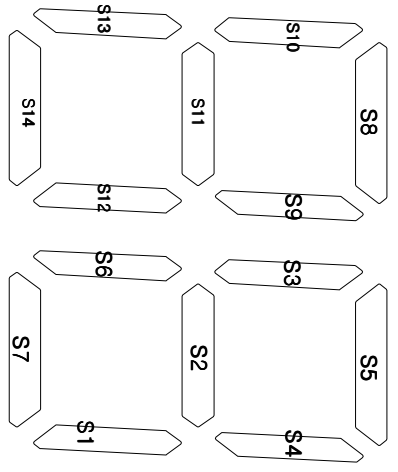
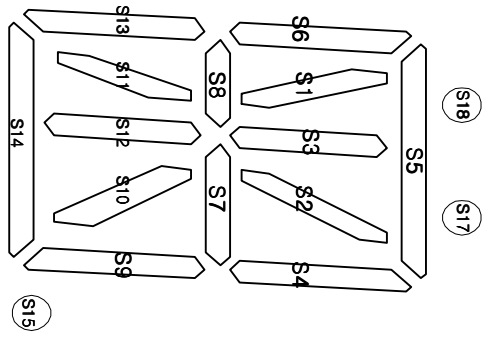
TUNED = LOW  
IFCNT = OK

FIP MAPPING TABLE

	G1	G2	G3	G4	G5	G6	G7	G8	G9	G10	G11	G12	G13	G14
	FA70H	FA71H	FA72H	FA73H	FA74H	FA75H	FA76H	FA77H	FA78H	FA79H	FA7AH	FA7BH	FA7CH	FA7DH
S1	S1	S1	S1	S1	S1	S1	S1	S1	S1	S1	S1	S1	S1	
S2	S2	S2	S2	S2	S2	S2	S2	S2	S2	S2	S2	S2	S2	
S3	S3	S3	S3	S3	S3	S3	S3	S3	S3	S3	S3	S3	S3	
S4	S4	S4	S4	S4	S4	S4	S4	S4	S4	S4	S4	S4	S4	
S5	S5	S5	S5	S5	S5	S5	S5	S5	S5	S5	S5	S5	S5	
S6	S6	S6	S6	S6	S6	S6	S6	S6	S6	S6	S6	S6	S6	COAX2
S7	S7	S7	S7	S7	S7	S7	S7	S7	S7	S7	S7	S7	S7	COAX1
S8	S8	S8	S8	S8	S8	S8	S8	S8	S8	S8	S8	S8	S8	(OPT1)2
	FA60H	FA61H	FA62H	FA63H	FA64H	FA65H	FA66H	FA67H	FA68H	FA69H	FA6AH	FA6BH	FA6CH	FA6DH
S9	S9	S9	S9	S9	S9	S9	S9	S9	S9	S9	S9	S9	S9	(OPT1)1(2)
S10	S10	S10	S10	S10	S10	S10	S10	S10	S10	S10	S10	S10	S10	OPT
S11	S11	S11	S11	S11	S11	S11	S11	S11	S11	S11	S11	S11	S11	MPEG 2
S12	S12	S12	S12	S12	S12	S12	S12	S12	S12	S12	S12	S12	S12	DTS
S13	S13	S13	S13	S13	S13	S13	S13	S13	S13	S13	S13	S13	S13	THEATER
S14	S14	S14	S14	S14	S14	S14	S14	S14	S14	S14	S14	S14	S14	(HALL1)2
S15	S15	S15	S15	S15	S15	S15	S15	S15	S15	S15	S15	S15	S15	(HALL)1(2)
S16				PTY		S16								HALL
	FA50H	FA51H	FA52H	FA53H	FA54H	FA55H	FA56H	FA57H	FA58H	FA59H	FA5AH	FA5BH	FA5CH	FA5DH
S17	S17	S17	S17	S17	S17	S17	S17	S17	S17	S17	S17	S17	S17	3 STEREO
S18	S18	S18	S18	S18	S18	S18	S18	S18	S18	S18	S18	S18	S18	PROLOGIC
S19	S19	S19	S19	S19	S19	S19	S19	S19	S19	S19	S19	S19	S19	DIGITAL

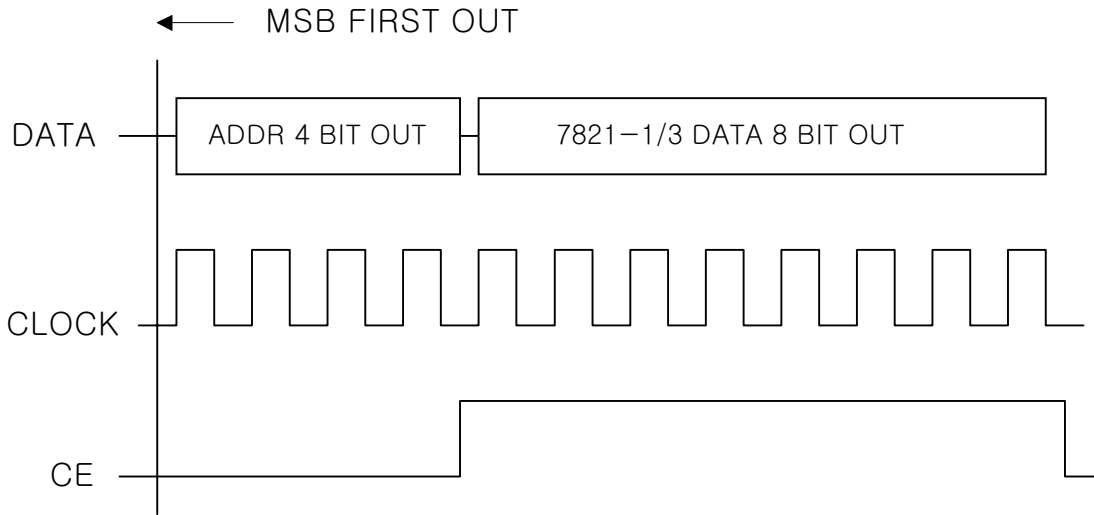
Display Anode & Grid Assignment

S19	G1	NIGHT	G2	SLEEP	G3	MUTE	G4	RDSPTY	G5	CT	G6	RT	G7	T-MON	G8	TUNED	G9	MONO	G10	STEREO	G11	AUTO	G12	MEMORY	G13	PRESET	S19	
	 DIGITAL  PRO LOGIC  STEREO  HALL 1 2  THEATER  DTS  MPeg 2  OPT 1 2  COAX 1 COAX 2																											
	G14																											
	            																											



**Peripheral IC Operation**

1. FUNCTION IC. : LC7821-1/3



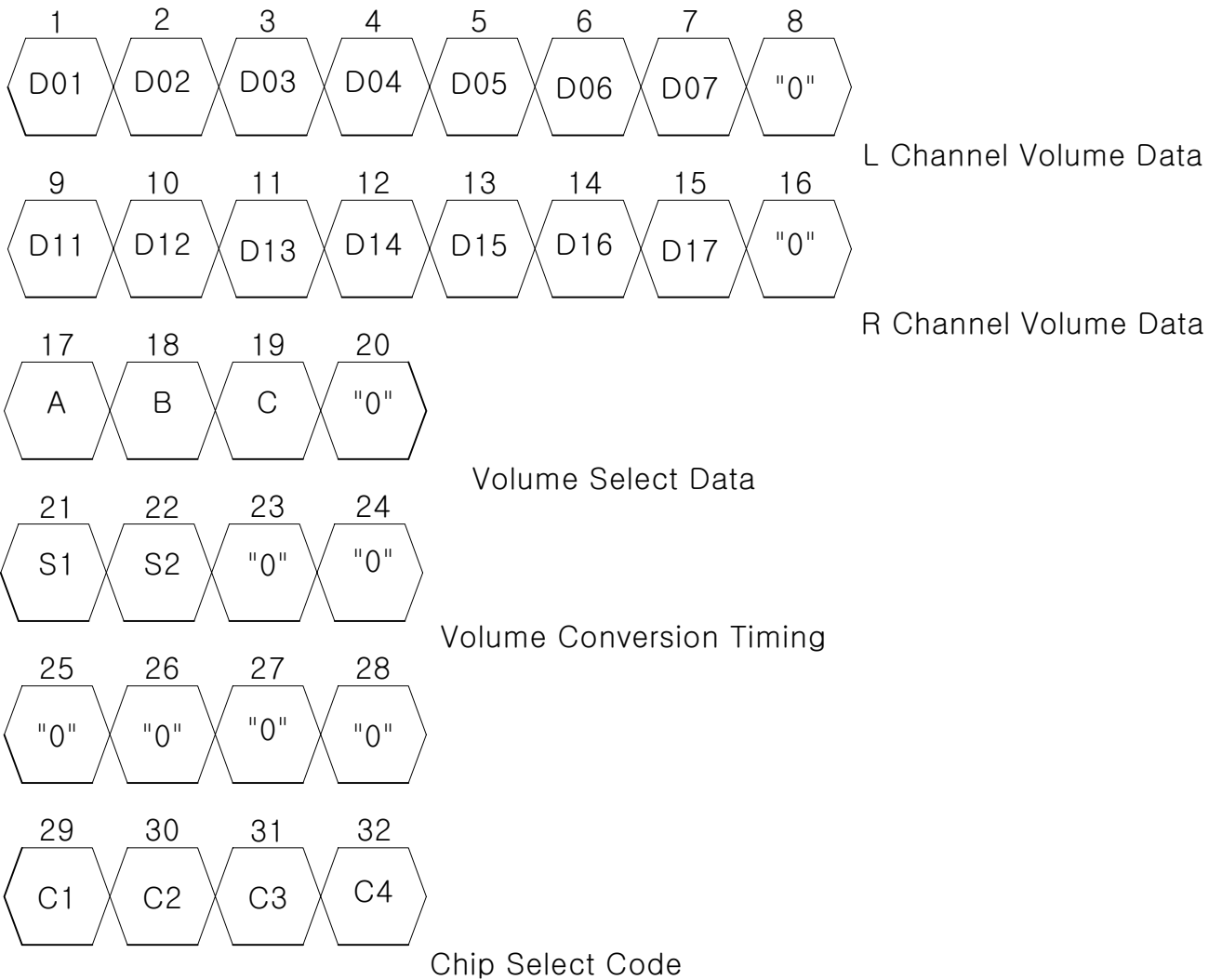
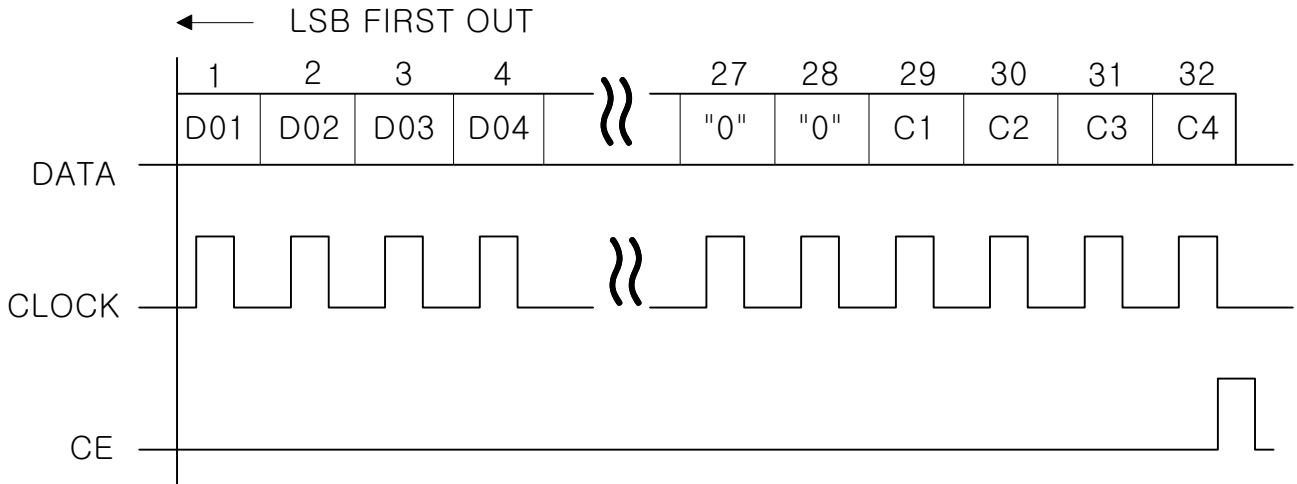
2. VIDEO SIGNAL SWITCH IC : BA7625

A	B	E	Monitor out	C	D	E	V1rec	C	D	E	V2rec
L	L	*	V1	L	L	*	—	L	L	*	/
L	H	*	V2	L	H	*	V2	L	H	*	/
H	H	L	V3	H	H	L	V3	H	H	L	/
H	L	*	DVD	H	L	*	DVD	H	L	*	/
H	H	H	/	H	H	H	/	H	H	H	/

3. ELECTRONIC VOLUME CONTROL IC.

KIC9482N/F : 97STEP (0~-95dB)

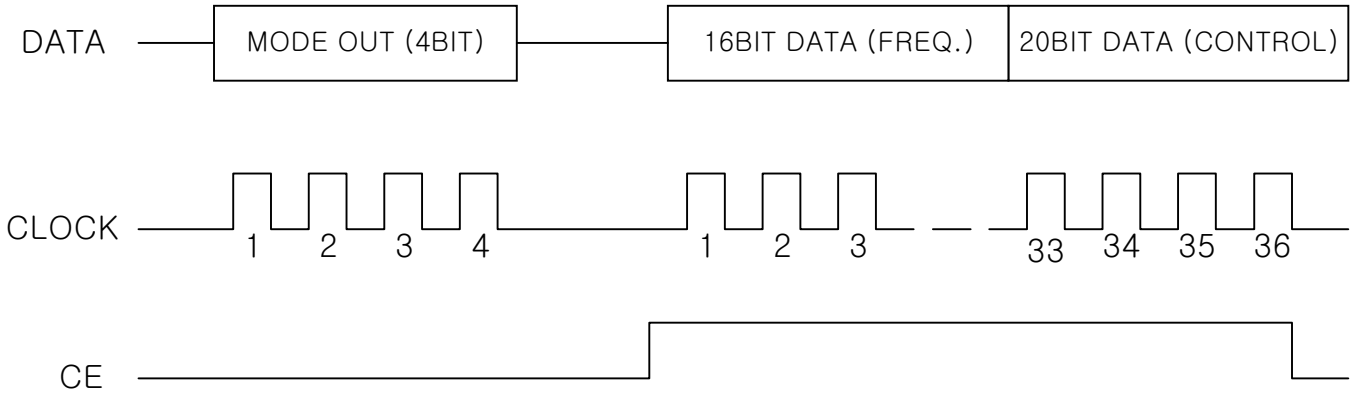
6 CHANNEL VOLUME CONTROL



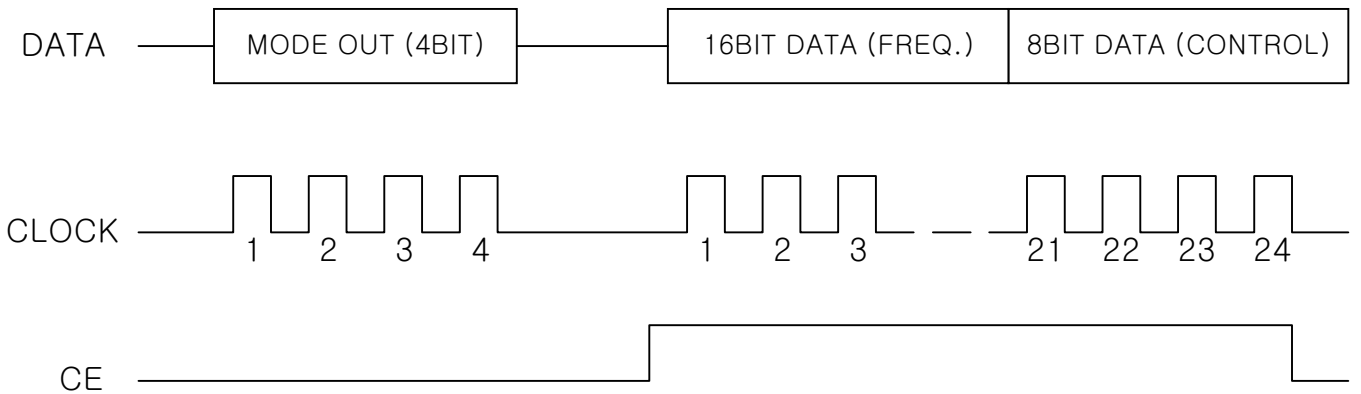


4. PLL IC. (LC7218)

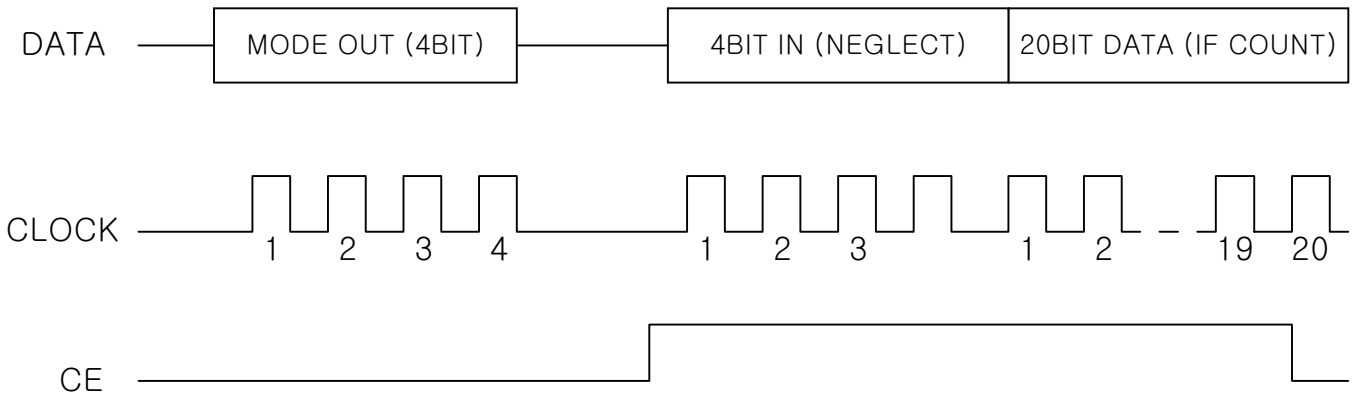
1) MODE 1 : FREQUENCY OUT/ TUNED CHECK



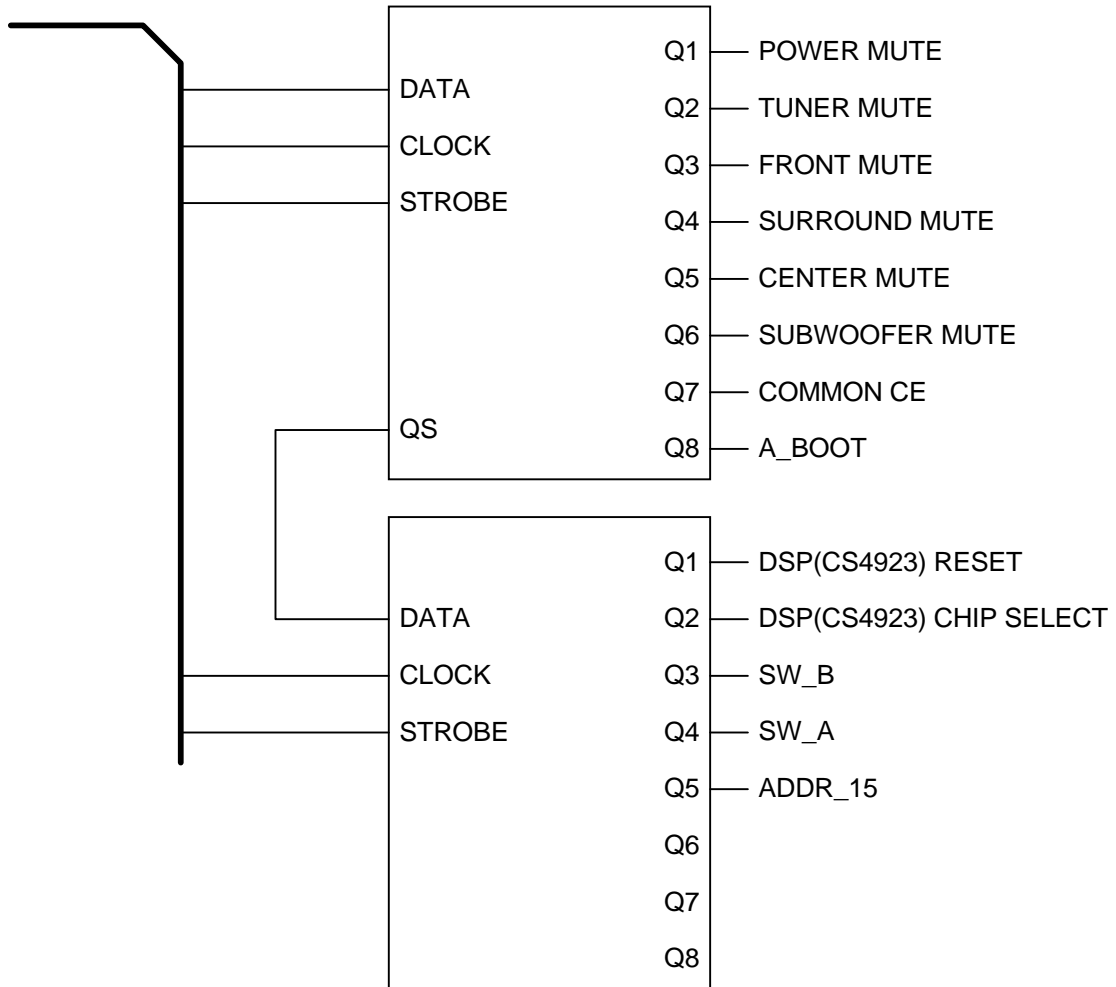
2) MODE 2 : FREQUENCY OUT/ OUTPUT CONTROL



3) MODE 3 : IF COUNT READ



5. Expander IC - MC14094 : IC06, IC07



INPUT & MCK SELECTION			
SW_B	SW_A	74HC153 OUTPUT	MCK SOURCE
L	L	OPTICAL	DIR
L	H	COAXIAL 1	DIR
H	L	COAXIAL 2	DIR
H	H	L	OSC

INPUT & MCK SELECTION	
ADDR_15	u-COM
L	AC-3/Pro Logic/3 Stereo/ SURR. OFF
H	HALL/THEATER

### 6. Dolby Digital (AC-3)

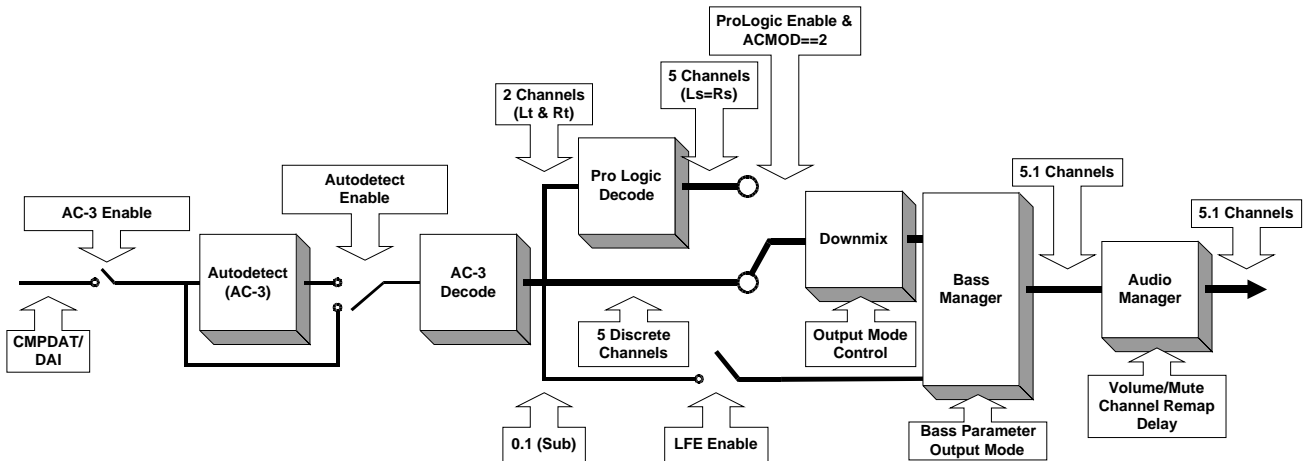


Fig. 1 AC-3 Code Configured for AC-3

Fig. 1 is a function block diagram of the application code when configured for Dolby Digital. It gives an idea of the interaction between the various application modules when AC3 is enabled.

### 7. PCM Input (Dolby Pro Logic, Dolby 3 Stereo)

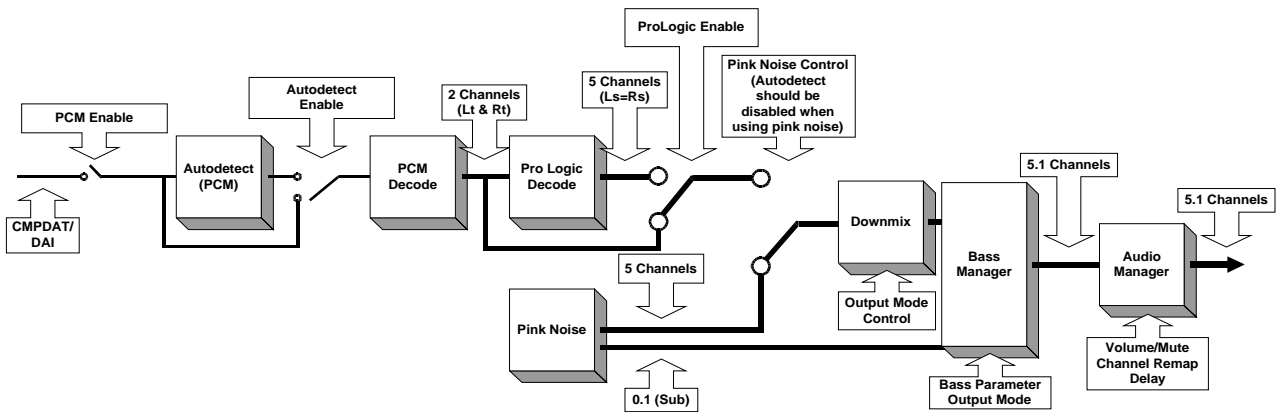


Fig. 2 AC-3 Code Configured for PCM

Fig. 2 is a function block diagram of the application code when configured for PCM pass-through. It gives an idea of the interaction between the various application modules when PCM is enabled.

### 8. Sound Field Effect (Hall, Theater)

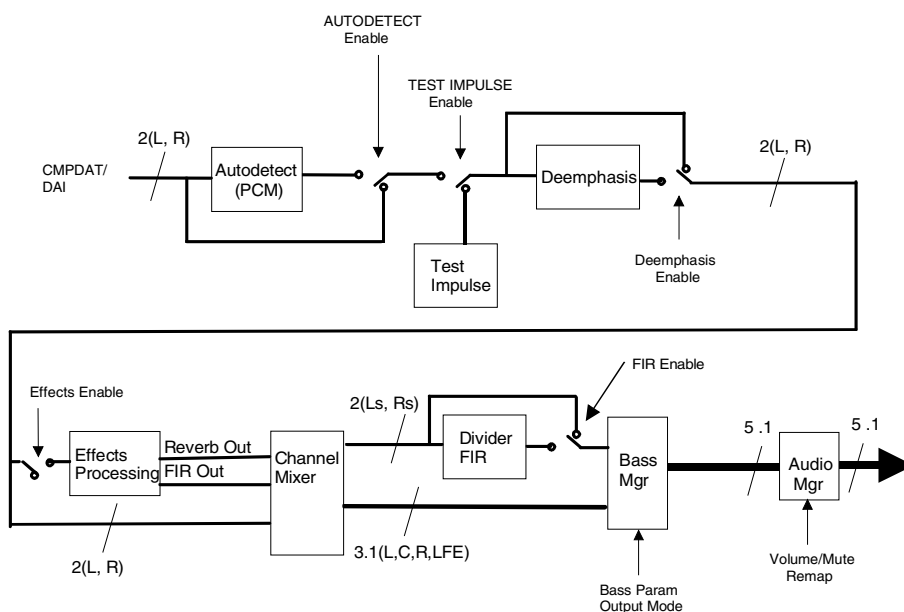


Fig. 3 Effect Code Block Diagram

Fig. 3 is a function block diagram of the application code when configured for Effect Processing. It gives an idea of the interaction between the various application modules when the effects are enabled.

### 9. Bass Management

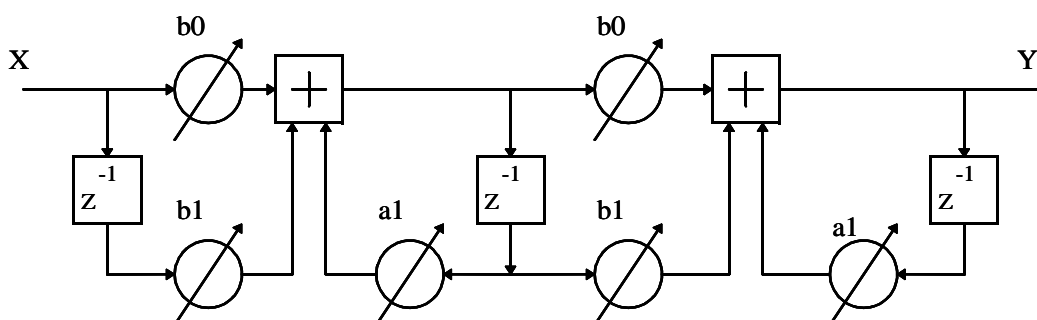


Fig. 4 Filter Topology

The Bass Manager is best described with the use of a block diagram.

Fig. 4 shows the topology of the filter used for both the low pass and high pass filters. This filter represents two first order filters cascaded to implement a second order filter. Depending on the coefficient values, either a second order low pass or second order high pass can be implemented. The default 3dB frequency for this filter is 100Hz. The corner frequency can be changed by downloading new values for the coefficients  $a_1$ ,  $b_0$  and  $b_1$ .

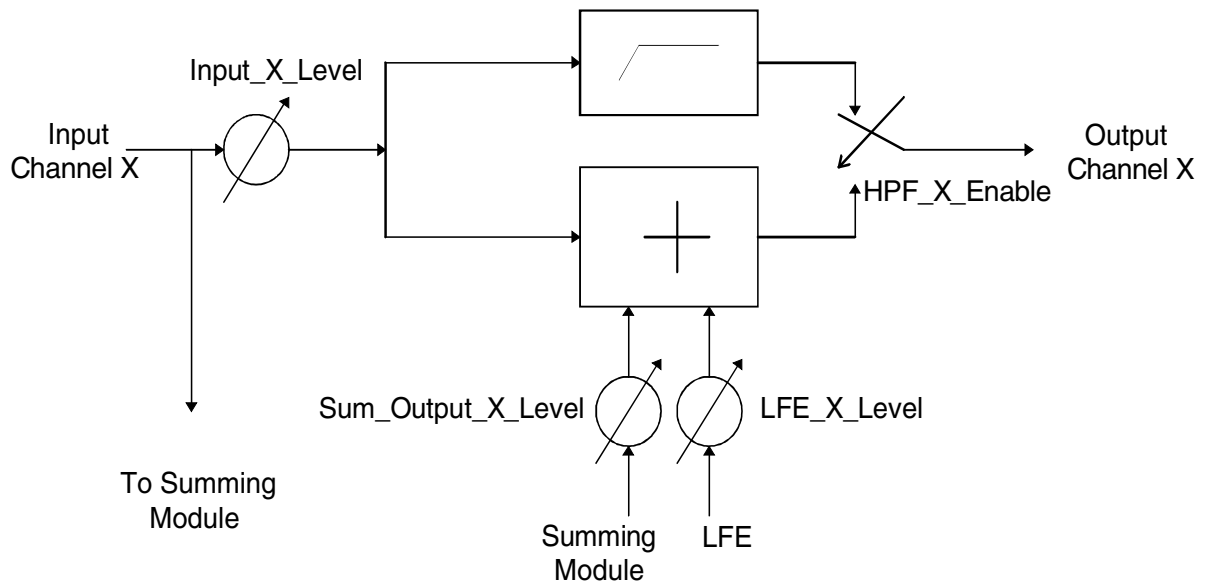


Fig. 5 Bass Manager Processing Unit

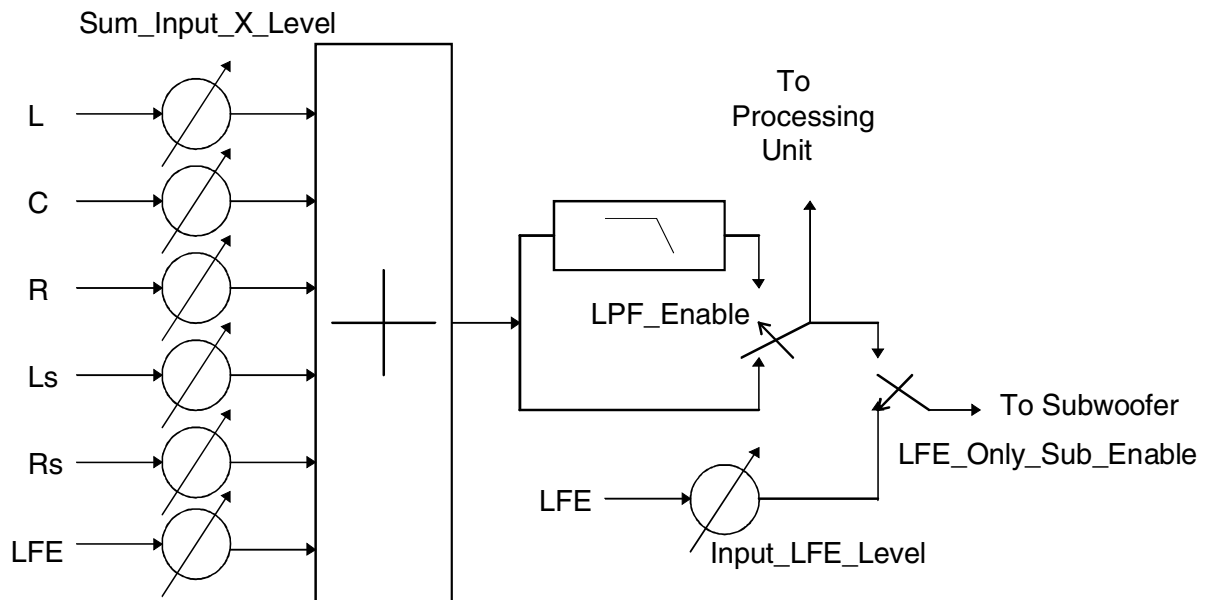


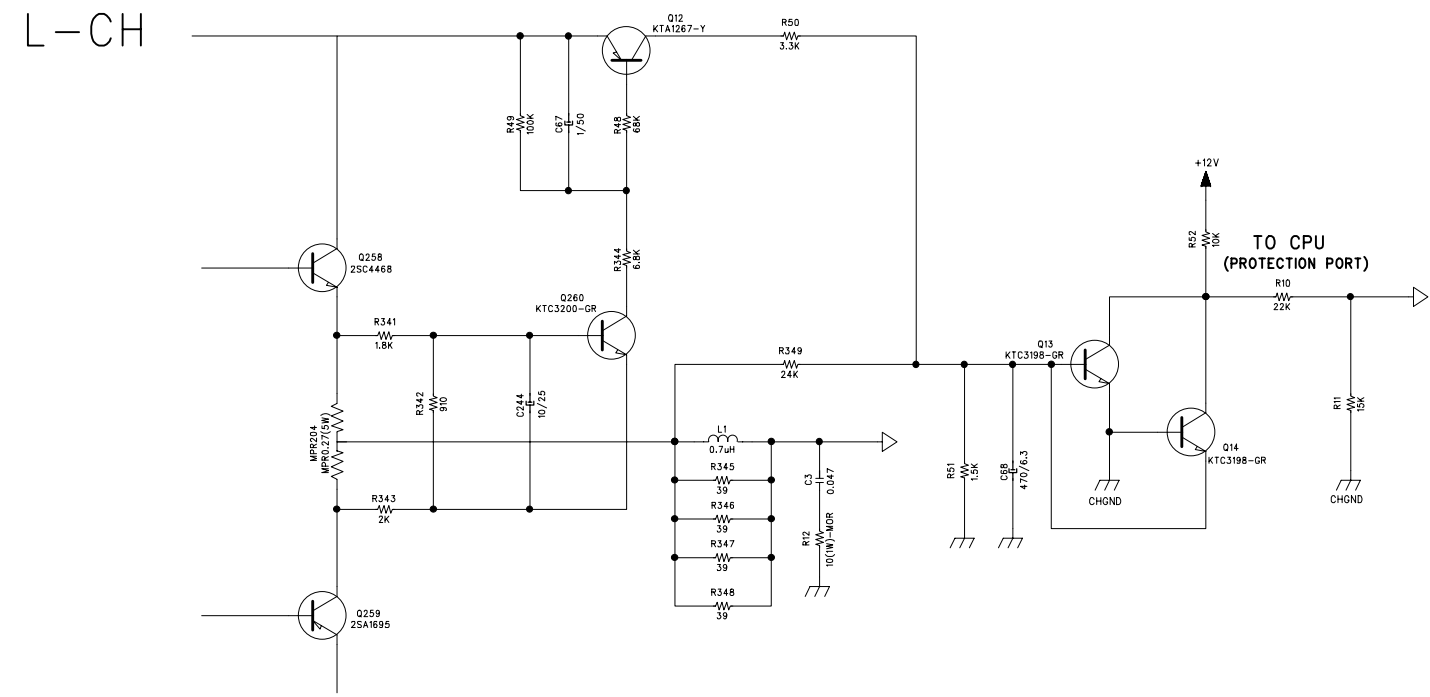
Fig. 6 Subwoofer Summing Module

Fig. 5 shows the processing unit on each of the output channels (except the LFE) and Fig. 6 shows the summing module used to redirect bass to the subwoofer channel.

5. Protection Circuits

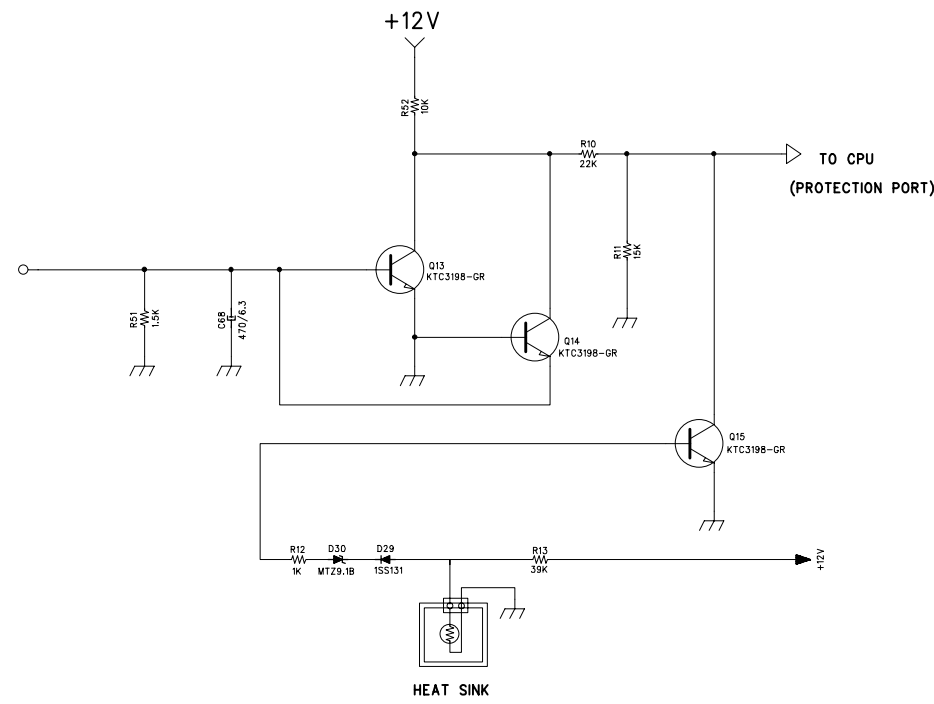
SPEAKER PROTECTION CIRCUIT

The CPU protects both this unit and the speakers when an abnormally high current flows in Q125,Q126,Q155,Q173 and Q127,Q128,Q157,Q158,Q174 due to excessive input drive,too low of a load impedance,or short of the speaker terminals.if current increase is excessive the voltage across R161,R162,R241,R291,R242 turns on Q129,Q130,Q159,Q160,Q175 then Q6 turns on Q3. it makes the protection port of the CPU to low state. Then all channels are muted and the display is turned off.



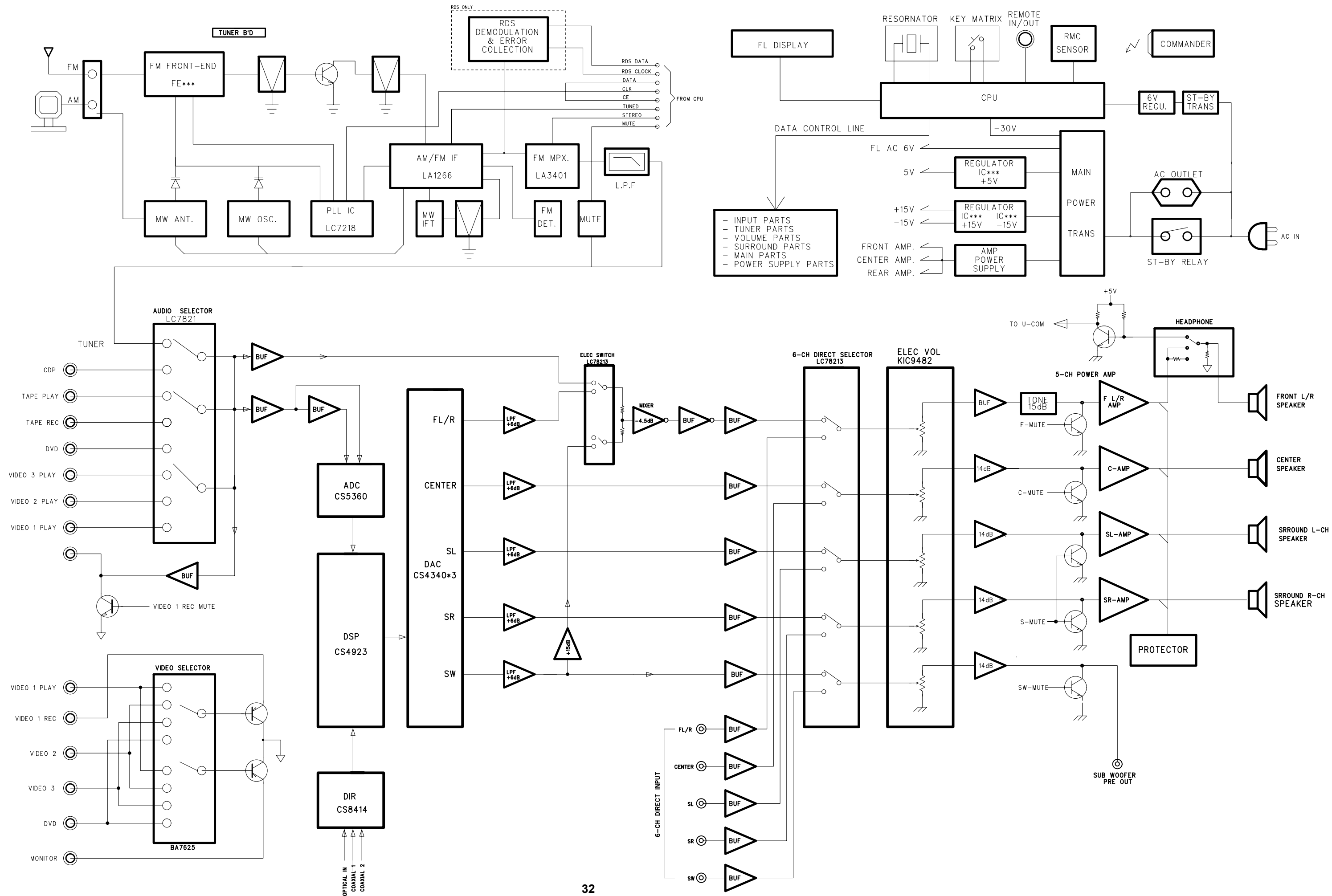
## THERMAL PROTECTION CIRCUIT

This receiver has a overload thermal protection circuits to guard against abnormal operation.  
 When the temperature of H/SINK POSISTOR rise abnormally, resistance of the posistor becomes larger and Q3 is turned on.  
 it makes the protection port of the CPU to low state.  
 Then all channels are muted and the display is off



# BLOCK DIAGRAM

AVR100 / AVR200





## ◆ DISASSEMBLY PROCEDURES

### [1] CHASSIS-TOP(35) REMOVAL.

Remove 9 screws(A,K) and then remove the Chassis-top(42).

### [2] FRONT PANEL ASS'Y(AA) REMOVAL.

1. Remove the Chassis-top(35), referring to the previous step [1].
2. Disconnect the connector(CN 401, Card-cable)on the Front P.C.Board(h) from connector(CN 22) on the Main P.C.Board(j).
3. Disconnect the the lead wire(CN 401, 9P)on the Front P.C.Board(h) form connector (CN 20) on the Main P.C.Board(j).
4. Disconnect the connector(CN 103, 2P) on the Standby P.C.Board(g) from connector (power switch) on the AC P.C.Board(o).
5. Remove 1 screw(l) of Chassis-panel and then lead wire(GND, 1P) on the Phones P.C.Board(e).
6. Disconnect the lead wire(CN 709, 5p) on the Phones P.C.Board(e) form connector (CN 1) on the Amp P.C.Board(i).
7. Disconnect the lead wire(CN 708, 6P) on the Phones P.C.Board(e) from connector (CN 35) on the Main P.C.Board(j).
8. Remove 1 screw(l) of Chassis-panel and then lead wire(GND, 1P) on the Tone P.C.Board(c).
9. Disconnect the lead wire(CN 710,10P) on the Tone P.C.Board(c) from connector (CN 803)on the Pre out P.C.Board(l).
10. Disconnect the lead wire(CW 403) in the Video3 P.C.Board(b) from connector (CN 501) on the Input P.C.Board(m).
11. Disconnect the lead wire(CW 405, 2P) on the Front P.C.Board(h) from connector (J 1005) on the AC 3 P.C.Board(p).
12. Remove 9 screws(H,I) and then remove the Front Panel ASS'Y(AA).

### [3] FRONT P.C.BOARD(h) REMOVAL.

1. Remove the Chassis-top(35), referring to the previous step[1]
2. Remove the Front-panel ASS'Y(AA), referring to the previous step[2]
3. Disconnect the lead wire(CW 401, 9P) from connector(CN 20) on the Main P.C.Board(j).
4. Disconnect the lead wire(CW 404, 4P) from connector(CN 706) on the Encoder P.C.Board(d).
5. Disconnect the lead wire(CW 402, 3P) from connector(J 1) on the Mute P.C.Board(a).
6. Disconnect the connector(CN 404) from lead wire(CN 705, 5P) on the Power P.C.Board(f).
7. Remove 13 screws(J) and then remove the front P.C.Board(h).

### [4] ENCODER VOLUME P.C.BOARD(d) REMOVAL.

1. Remove the Chassis-top(35), referring to the previous step[1].
2. Remove the Front-panel ASS'Y(AA), referring to the previous step[2].
3. Disconnect the connector(CN 706) from lead wire(CW 404, 4P) on the Front P.C.Board(h).
4. Full out the Volume Knob(1).
5. Remove 1 hexagon nut(2), 1 washer(3) and then remove the Volume P. C. Board(d).

### [5] MUTE P. C. BOARD(a) REMOVAL.

1. Remove the Chassis-top(35), referring to the previous step[1].
2. Remove the Front-panel ASS'Y(AA), referring to the previous stop[2].
3. Disconnect the connector(J 1) from lead wire(CW 402, 3P) on the Front P. C. Board(h).
4. Remove 2 screws(J) and then remove the Mute P. C. Board(a).

**[6] VIDEO 3 P.C.BOARD(b) REMOVAL.**

1. Remove the Chassis-top(35), referring to the previous step[1].
2. Remove the Front-panel ASS'y(AA), referring to the previous step[2].
3. Disconnect the lead wire(CW 403,6P) from connector(CN 501) on the Input P.C.Board (m).
4. Remove 2 screws(J) and then remove the Video 3 P.C.Board(b).
5. Pull out the Shield-video(8).

**[7] TONE P.C.BOARD(c) REMOVAL.**

1. Remove the Chassis-top(35), referring to the previous step[1].
2. Remove the Front-panel ASS'y(AA), referring to the previous step[2].
3. Disconnect the lead wire(CN 710,10P) from connector(CN 803) on the Pre out P.C. Board(l).
4. Pull out the Balance-knob(5).
5. Remove 4 screws(J) and then remove the Tone P.C.Board ASS'y(AC).
6. Remove 4 hexagon nut(2) and then remove the Shield-balance(9).

**[8] PHONES P.C.BOARD(e) REMOVAL.**

1. Remove the Chassis-top(35), referring to the previous step[1].
2. Remove the Front-panel ASS'y(AA), referring to the previous step[2].
3. Disconnect the lead wire(CN 709,5P) from connector(CN 1) on the Amp P.C.Board(i).
4. Disconnect the lead wire(CN 708,6P) from connector(CN 35) on the Main P.C.Board (j).
5. Remove 2 screws(E) and then remove the Phones P.C.Board(e).

**[9] POWER P.C.BOARD(f) REMOVAL.**

1. Remove the Chassis-top(35), referring to the previous step[1].
2. Remove the Front-panel ASS'y(AA), referring to the previous step[2].
3. Disconnect the lead wire(CN 705,5P) from connector(CN 404) on the Front P.C.Board (h).
4. Remove 2 screws(J) and then remove the Power P.C.Board(f).

**[10] STANDBY P.C.BOARD(g) REMOVAL.**

1. Remove the Chassis-top(35), referring to the previous step[1].
2. Remove the Front-panel ASS'y(AA), referring to the previous step[2].
3. Remove 2 screws(J) and then remove the Standby P.C.Board(g).

**[11] TUNER P.C.BOARD(k) REMOVAL.**

1. Remove the Chassis-top(35), referring to the previous step[1].
2. Remove 1 screw(l) of Chassis-bottom and then Shield-tuner(41).
3. Remove 28 screws(G,K) and then remove the Chassis-back(32).
4. Pull out the Tuner P.C.Board(k).

**[12] PRE OUT P.C.BOARD(l) REMOVAL.**

1. Remove the Chassis-top(35), referring to the previous step[1].
2. Remove 1 screw(l) and then pull out the Bracket-pcb(22).
3. Disconnect the lead wire(CW 801,5P) from connector(CW 201) on the Amp P.C.Board (i).
4. Disconnect the connector(CN 803) from lead wire(CN 710,10P) on the Tone P.C.Board (c).
5. Disconnect the connector(CN 804) from lead wire(2P) on the Input P.C.Board(m).
6. Remove 28 screws(G,K) and then remove the Chassis-back(32).
7. Pull out the Pre out P.C.Board(l).

**[13] INPUT & PROLOGIC P.C.BOARD(m) REMOVAL.**

1. Remove the Chassis-top(35), referring to the previous step[1].
2. Remove 1 screw(l) and then pull out the Bracket-pcb(22).
3. Disconnect the lead wire(2P) from connector(CN 804) on the Pre out P.C.Board(l).
4. Disconnect the connector(CN 501) from lead wire(CW 403,6P) on the Video 3 P.C. Board(b).
5. Remove 28 screws(G,K) and then remove the Chassis-back(32).
6. Pull out the Input & Prologic P.C.Board(m).

**[14] VIDEO P.C.BOARD(n) REMOVAL.**

1. Remove the Chassis-top(35), referring to the previous step[1].
2. Remove 28 screws(G,K) and then remove the Chassis-back(32).
3. Pull out the Video P.C.Board(n).

**[15] AC 3 P.C.BOARD(p) REMOVAL.**

1. Remove the Chassis-top(35), referring to the previous step[1].
2. Disconnect the connector(J 1004) from lead wire(3P) on the Amp P.C.Board(i).
3. Disconnect the connector(J 1005) from lead wire(CW 405,2P) on the Front P.C.Board (h).
4. Remove 28 screws(G,K) and then remove the Chassis-back(32).
5. Pull out the AC 3 P.C.Board(p).

**[16] AC P.C.BOARD(o) REMOVAL.**

1. Remove the Chassis-top(35), referring to the previous step[1].
2. Disconnect the connector(power switch) from connector(CN 103,2P) on the Standby P.C.Board(g).
3. Disconnect the connector(CN 704) from lead wire(2P) on the Power trans(29).
4. Disconnect the connector(ac cord,2P) from Ac cord(37).
5. Remove 28 screws(G,K) and then remove the Chassis-back(32).
6. Remove 3 screws(C,D) and then pull out the AC P.C.Board(o).

**[17] RADIATOR ASS'y(AB) REMOVAL.**

1. Remove the Chassis-top(35), referring to the previous step[1].
2. Remove 1 screw(l) and then remove the Bracket-pcb(22).
3. Disconnect the lead wire(posistor,2P) from connector(CN 19) on the Main P.C.Board (j).
4. Disconnect the connector(CN 1) from lead wire(CN 709,5P) on the Phones P.C.Board (e).
5. Disconnect the connector(CW 201) from lead wire(CW 801,5P) on the Pre out P.C. Board(l).
6. Remove 7 screws(l) and then pull out the Radiator Ass'y(AB).

**[18] AMP P.C.BOARD(i) REMOVAL.**

1. Remove the Chassis-top(35), referring th the previous step[1].
2. Remove the Radiator Ass'y(AB), referring to the Previous step[18].
3. Remove 5 screws(l) and then remove the Amp P.C.Board(i).

**[19] POWER TRANS(29) REMOVAL.**

1. Remove the Chassis-top(35), referring to the previous step[1].
2. Disconnect the lead wire(2P) from connector(CN 704) on the AC P.C.Board(o).
3. Disconnect the lead wire(3P) from connector(CN 15) on the Main P.C.Board(j).
4. Disconnect the lead wire(6P) from connector(CN 16) on the Main P.C.Board(j).
5. Disconnect the lead wire(3P) from connector(CN 17) on the Main P.C.Board(j).
6. Remove 4 screws(B) and then remove the Power trans(29).

## **[20] MAIN P.C.BOARD(j) REMOVAL.**

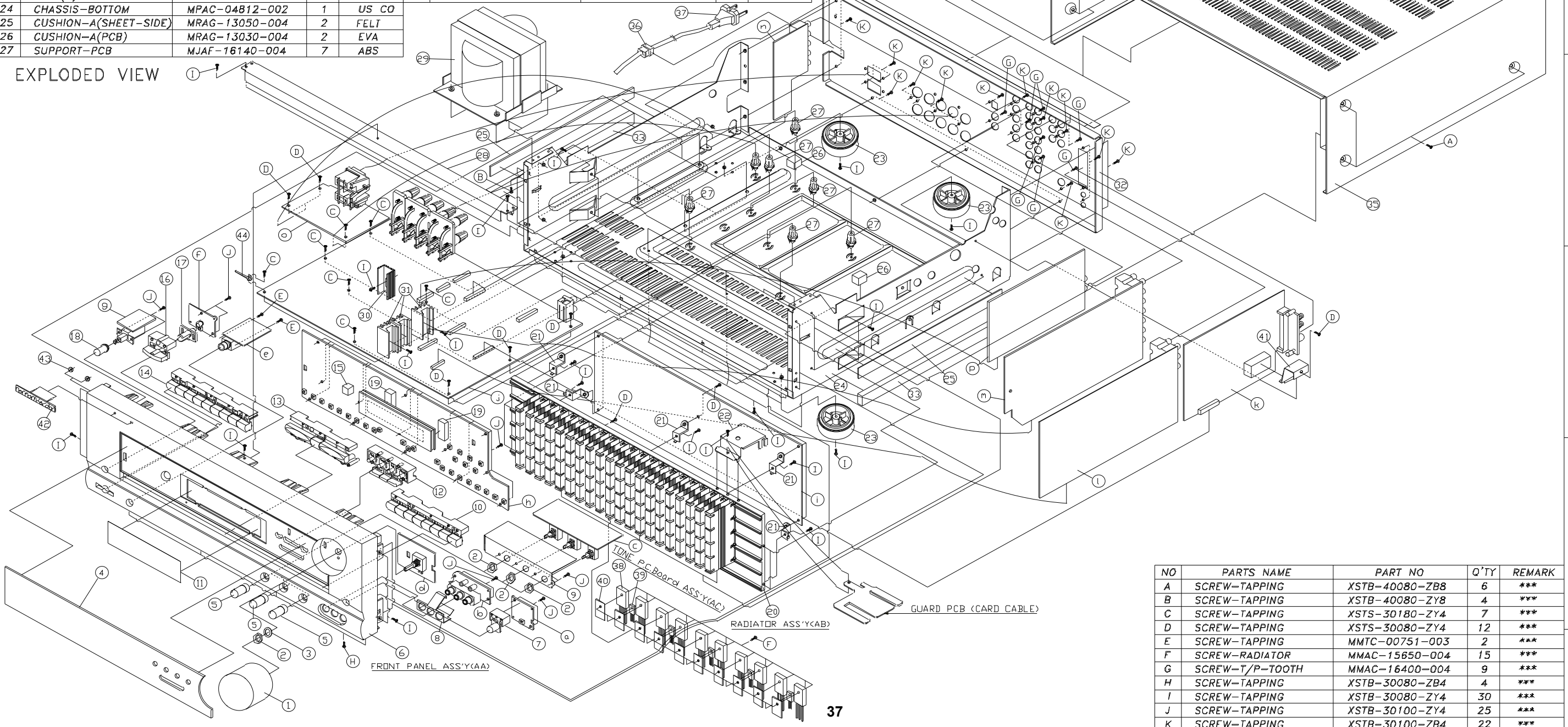
**AVR100/AVR200**

1. Remove the Chassis-top(35), referring to the previous step[1].
2. Remove the Tuner P.C.Board(k), referring to the previous step[11].
3. Remove the Pre out P.C.Board(l), referring to the previous step[12].
4. Remove the Input & Prologic P.C.Board(m), referring to the previous[13].
5. Remove the Video P.C.Board(n), referring to the previous[14].
6. Remove the AC 3 P.C.Board(p), referring to the previous[15].
7. Remove the AC P.C.Board(o), referring to the previous[16].
8. Disconnect the lead wire(3P) from connector(J 1003,2P) on the AC 3 P.C.Board(p).
9. Disconnect the lead wire(3P) from connector(L/V PIN-01,1P) on the Main P.C.Board (j).
10. Disconnect the lead wire(CW 2,6P) from connector(CN 34) on the Main P.C.Board(j).
11. Disconnect the lead wire(CW 1,8P) from connector(CN 21) on the Main P.C.Board(j).
12. Disconnect the connector(CN 35) from lead wire(CN 708,6P) on the Phones P.C.Board (e).
13. Disconnect the connector(CN 20) from lead wire(CW 401,9P) on the Front P.C.Board (h).
14. Disconnect the connector(CN 22) from connector(CN 401,card cable) on the Front P. C.Board(h).
15. Disconnect the connector(L/V PIN-01,1P) from lead wire(3P) on the Amp P.C.Board (i).
16. Disconnect the connector(CN 34) from lead wire(CW 2,6P) on the Amp P.C.Board(i).
17. Disconnect the connector(CN 21) from lead wire(CW 1,8P) on the Amp P.C.Board(i).
18. Disconnect the connector(CN 19) from lead wire(posistor,2P) on the Amp P.C.Board (i).
19. Disconnect the connector(CN 15) from lead wire(3P) on the Power-trans(29).
20. Disconnect the connector(CN 16) from lead wire(6P) on the Power-trans(29).
21. Disconnect the connector(CN 17) from lead wire(3P) on the Power-trans(29).

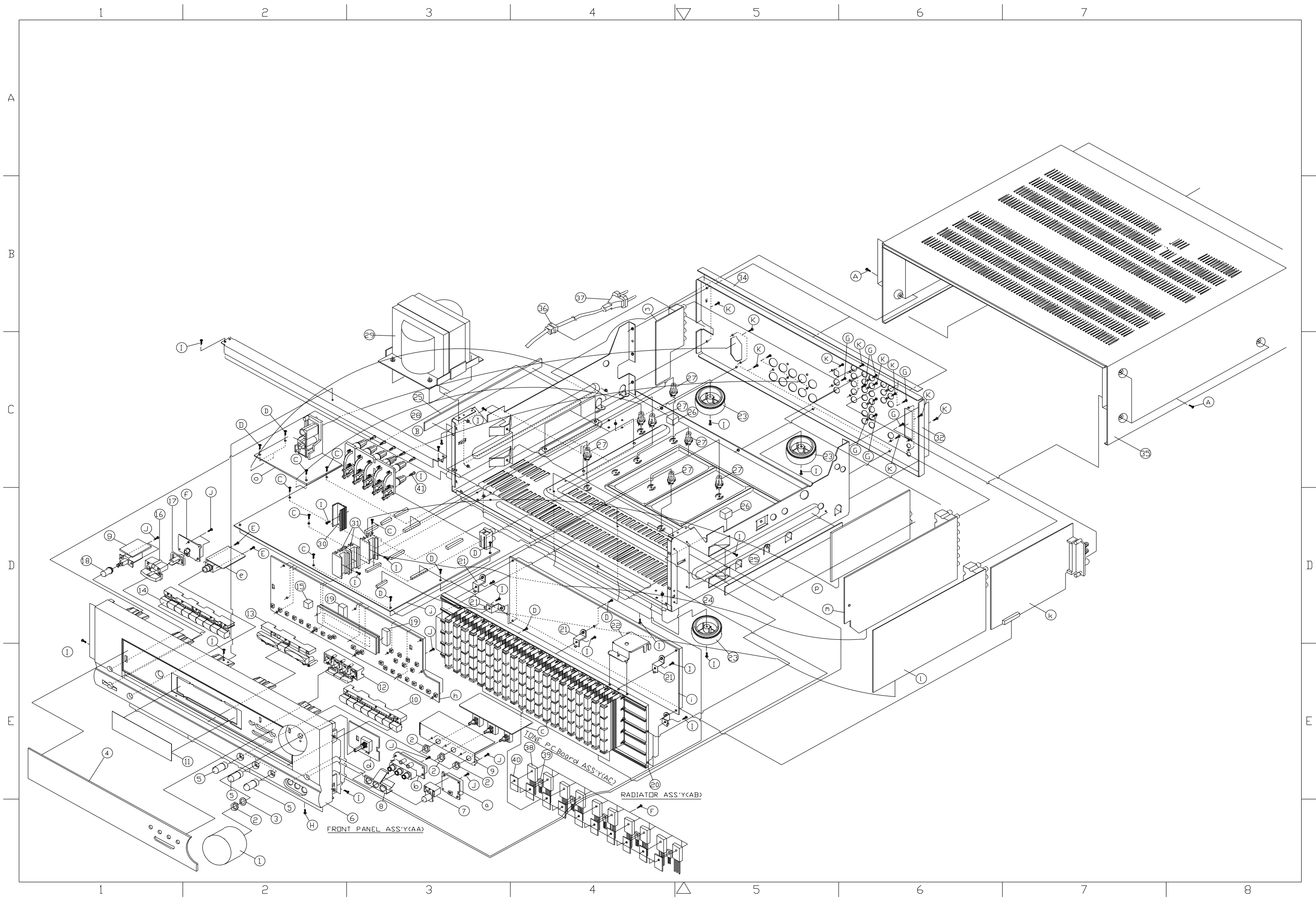
AVR100

NO	PARTS NAME	PART NO	Q'TY	REMARK	NO	PARTS NAME	PART NO	Q'TY	REMARK	NO	PARTS NAME	PART NO	Q'TY	REMARK
1	KNOB-VOLUME	MJAF-16090-ZZ4	1	ABS	28	CHASSIS-PANEL	MPAC-04761-003	1	US CO	g	STANDBY P.C.BOARD	***	1	***
2	NUT	***	4	***	29	POWER-TRANS	PTAP-03580-CJU	1	***	h	FRONT P.C.BOARD	***	1	***
3	WASHER	***	1	***	30	RADIATOR-TR	MEAC-08215-004	1	AL	i	AMP P.C.BOARD	***	1	***
4	WINDOW-FL	MAAF-08460-ZZ3	1	PVC	31	HEAT-SINK(TR)	MEAC-12693-004	3	AL	j	MAIN P.C.BOARD	***	1	***
5	KNOB-BALANCE	MJAF-16070-ZZ4	3	ABS	32	CHASSIS-BACK	MPAC-04940-ZZ2	1	US CO	k	TUNER P.C.BOARD	***	1	***
6	PANEL-FRONT	MJAF-06330-ZZ1	1	PS	33	CUSHION-A(SIDE)	MRAG-13250-004	2	EVA	l	PRE OUT P.C.BOARD	***	1	***
7	KNOB-MUTE	MJAF-16080-ZZ4	1	ABS	34	CUSHION-A(SHEET-TOP)	MRAG-13040-004	1	FELT	m	INPUT & PROLOGIC P.C.BOARD	***	1	***
8	SHIELD-VIDEO	MPAC-16230-004	1	ET-HD	35	CHASSIS-TOP	MPAC-04950-ZZ2	1	VCM	n	VIDEO P.C.BOARD	***	1	***
9	SHIELD-BALANCE	MPAC-16160-004	1	ET-HD	36	BUSH-CORD	MJAG-00280-003	1	***	o	AC P.C.BOARD	***	1	***
10	PUSH-BUTTONS(C)	MJAF-08030-ZZ3	1	ABS	37	CORD-AC	KDAC-0573F-AHU	1	***	p	AC3 P.C.BOARD	***	1	***
11	FILTER-FL	MAAF-16490-ZZ4	1	PVC	38	T/R	***	10	***					
12	KNOB-DIGITAL	MJAF-08470-ZZ3	1	ABS	39	T/R	***	5	***					
13	PUSH-BUTTONS(B)	MJAF-08020-ZZ3	1	ABS	40	MICA	***	10	***					
14	PUSH-BUTTONS(A)	MJAF-08010-ZZ3	1	ABS	41	SHIELD-TUNER	MPAC-16770-004	1	***					
15	CUSHION-A(REMOTE)	MRAG-13240-004	1	EVA	42	BADGE-H/K	MLAG-13560-ZZ4	1	***					
16	KNOB-POWER	MJAF-16110-ZZ4	1	ABS	43	BADGE-BUSH	MMSC-00400-004	2	***					
17	LENS-POWER	MAAF-16120-ZZ4	1	ACRYL	44	CLAMP-WIRE-L52	MPAC-06710-004	1	***					
18	KNOB-STANDBY	MJAF-16050-ZZ4	1	ABS	a	MUTE P.C.BOARD	***	1	***					
19	CUSHION-A(FL)	MRAG-13230-004	2	EVA	b	VIDEO3 P.C.BOARD	***	1	***					
20	RADIATOR-MAIN	MEAC-04840-002	1	A6063	c	TONE P.C.BOARD	***	1	***					
21	BRACKET-RADIATOR(S)	MPAC-16220-004	5	SECC	d	ENGDDER VOLUME P.C.BOARD	***	1	***					
22	BRACKET-PCB	MPAC-16170-004	1	US CO	e	PHONES P.C.BOARD	***	1	***					
23	FOOT(A)	MJAF-15640-ZZ4	4	ABS	f	POWER P.C.BOARD	***	1	***					
24	CHASSIS-BOTTOM	MPAC-04812-002	1	US CO										
25	CUSHION-A(SHEET-SIDE)	MRAG-13050-004	2	FELT										
26	CUSHION-A(PCB)	MRAG-13030-004	2	EVA										
27	SUPPORT-PCB	MJAF-16140-004	7	ABS										

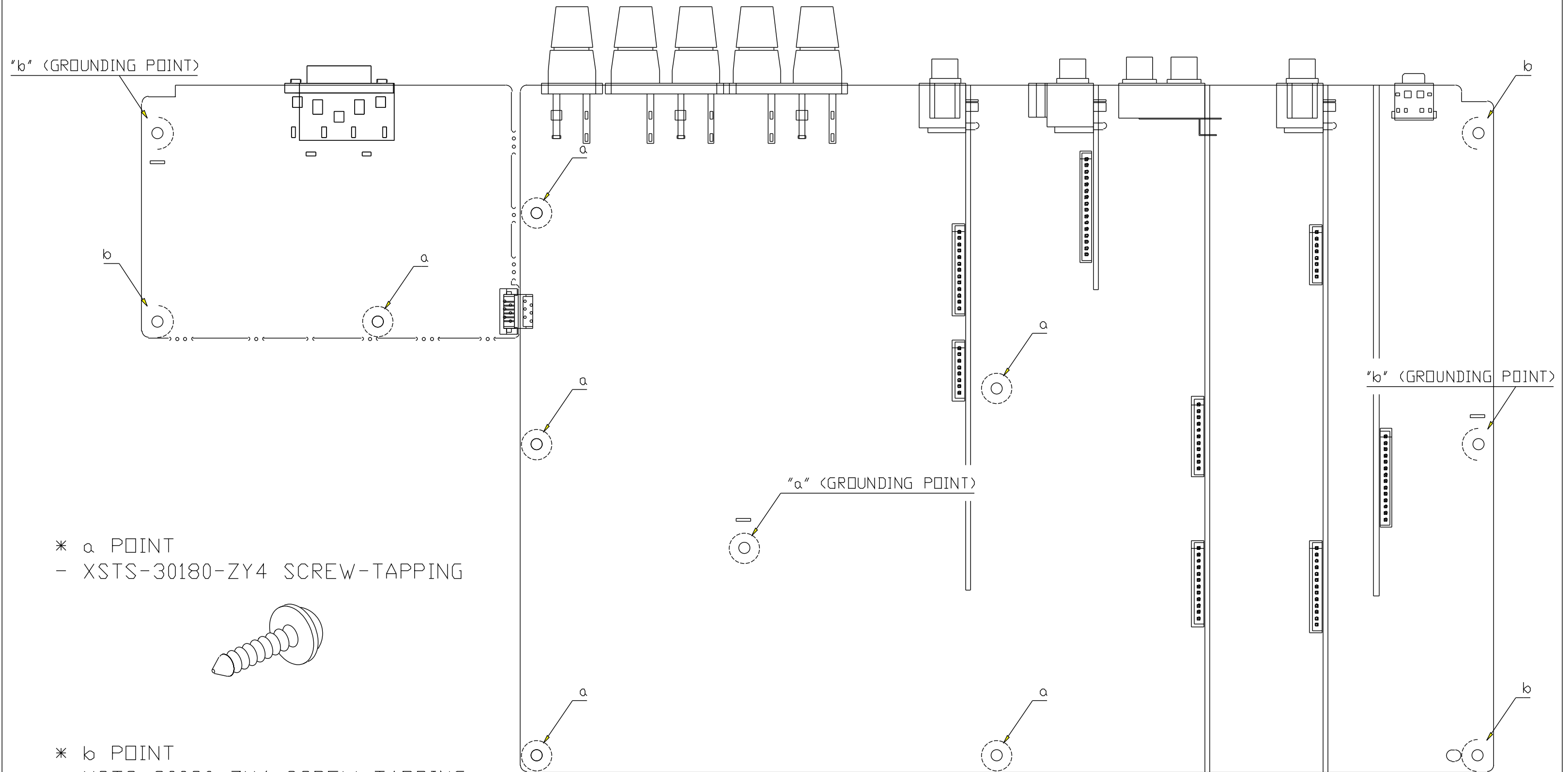
EXPLODED VIEW



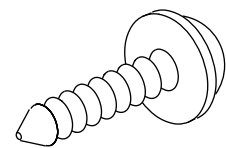
NO	PARTS NAME	PART NO	Q'TY	REMARK
A	SCREW-TAPPING	XSTB-40080-ZB8	6	***
B	SCREW-TAPPING	XSTB-40080-ZY8	4	***
C	SCREW-TAPPING	XSTS-30180-ZY4	7	***
D	SCREW-TAPPING	XSTS-30080-ZY4	12	***
E	SCREW-TAPPING	MMTC-00751-003	2	***
F	SCREW-RADIATOR	MMAC-15650-004	15	***
G	SCREW-T/P-TOOTH	MMAC-16400-004	9	***
H	SCREW-TAPPING	XSTB-30080-ZB4	4	***
I	SCREW-TAPPING	XSTB-30080-ZY4	30	***
J	SCREW-TAPPING	XSTB-30100-ZY4	25	***
K	SCREW-TAPPING	XSTB-30100-ZB4	22	***



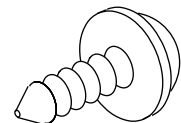
\* AVR-100 : PRINCIPAL SCREW LOCATION



\* a POINT  
 - XSTS-30180-ZY4 SCREW-TAPPING



\* b POINT  
 - XSTS-30080-ZY4 SCREW-TAPPING

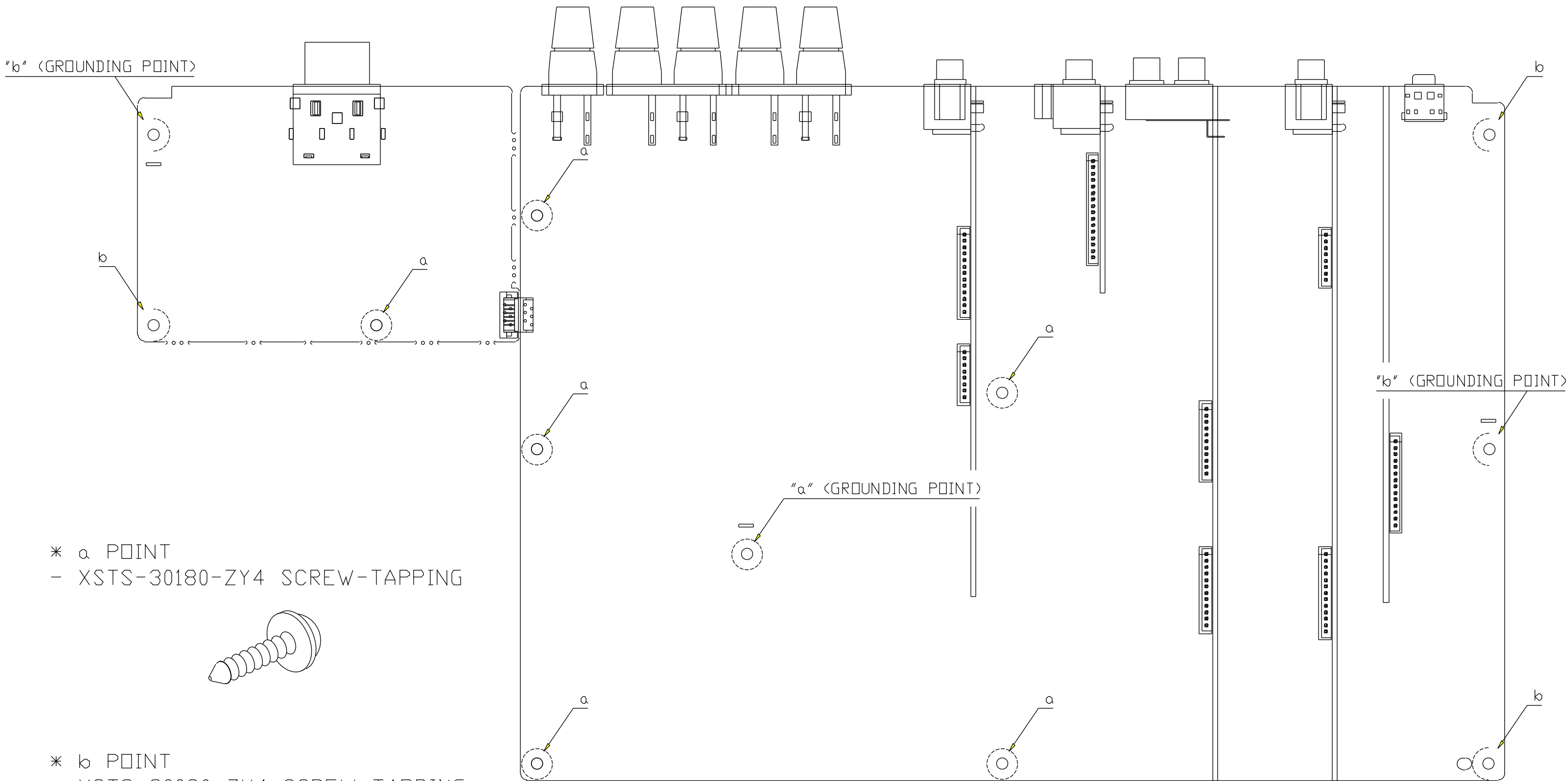


---

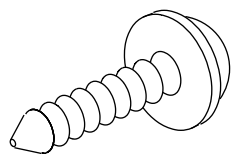
---

\* a POINT(7) : XSTS-30180-ZY4 SCREW-TAPPING  
 \* b POINT(5) : XSTS-30080-ZY4 SCREW-TAPPING

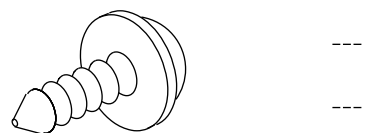
# \* AVR-200 : PRINCIPAL SCREW LOCATION



\* a POINT  
 - XSTS-30180-ZY4 SCREW-TAPPING



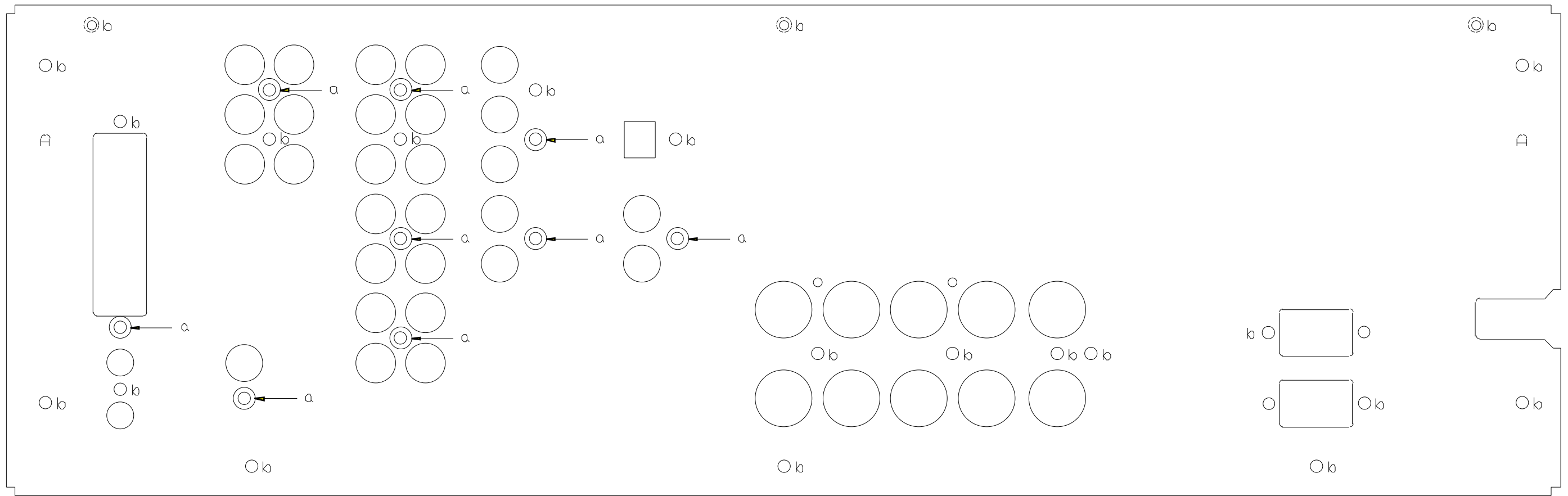
\* b POINT  
 - XSTS-30080-ZY4 SCREW-TAPPING



\* a POINT(7) : XSTS-30180-ZY4 SCREW-TAPPING  
 \* b POINT(5) : XSTS-30080-ZY4 SCREW-TAPPING



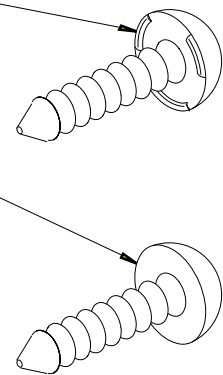
\* AVR-100 PRINCIPAL SCREW LOCATION



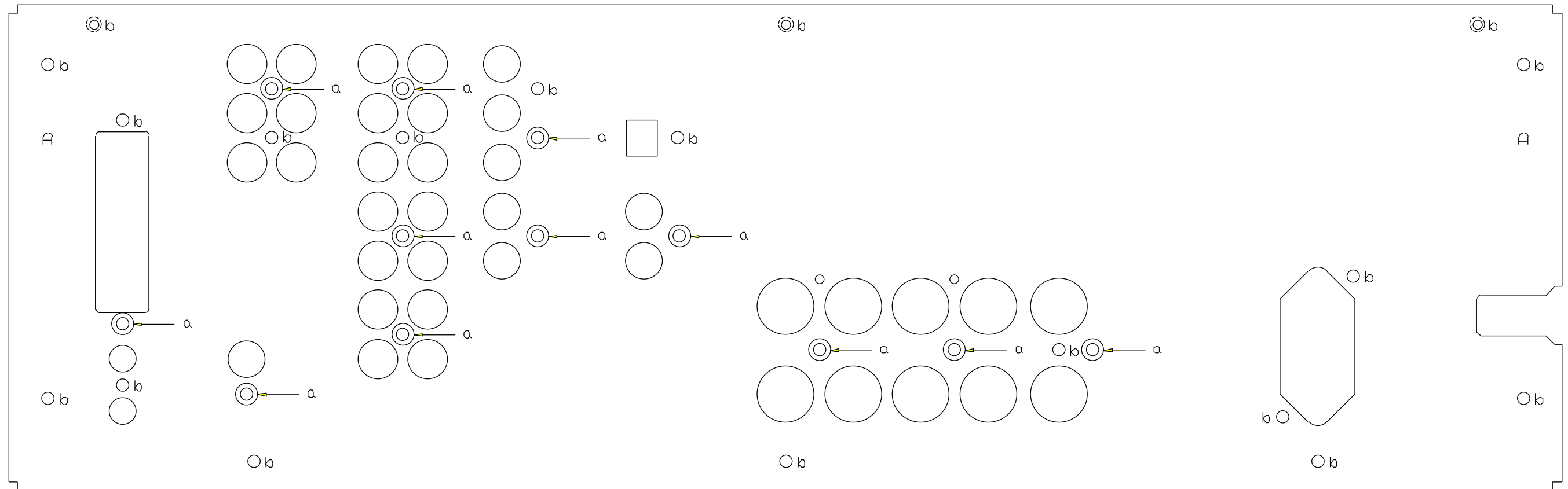
- \* a POINT(9) : MMAC-16400-004 SCREW-T/P-TOOTH<FOR GROUNDING>
- \* b POINT(22) : XSTB-30100-ZB4 SCREW-TAPPING

MMAC-16400-004 SCREW-T/P-TOOTH

XSTB-30100-ZB4 SCREW-TAPPING



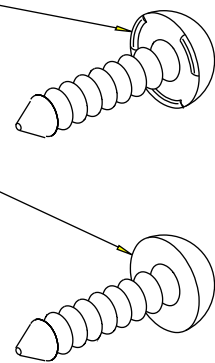
\* AVR-200 PRINCIPAL SCREW LOCATION



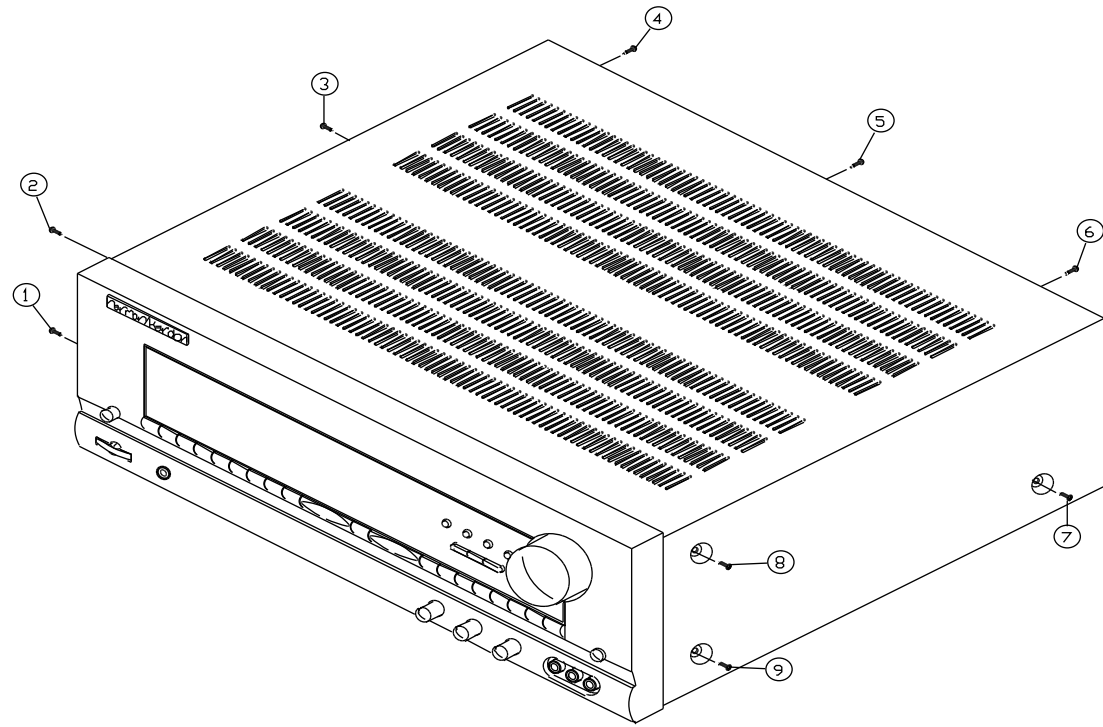
- \* a POINT(12) : MMAC-16400-004 SCREW-T/P-TOOTH(FOR GROUNDING)
- \* b POINT(19) : XSTB-30100-ZB4 SCREW-TAPPING

MMAC-16400-004 SCREW-T/P-TOOTH

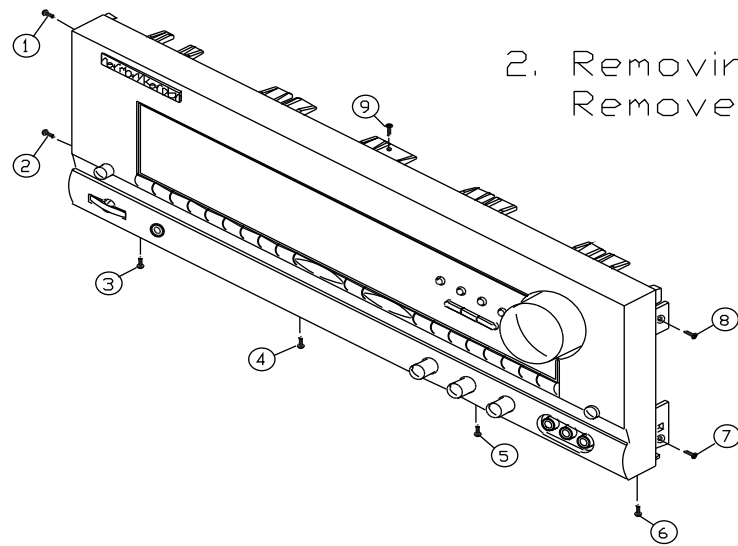
XSTB-30100-ZB4 SCREW-TAPPING



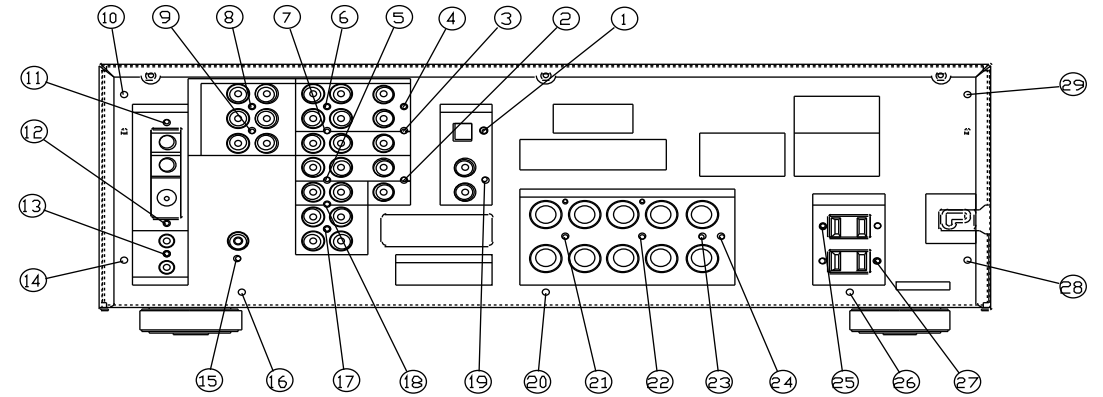
1. Removing the Chassis Top  
Remove the screws ①-⑨



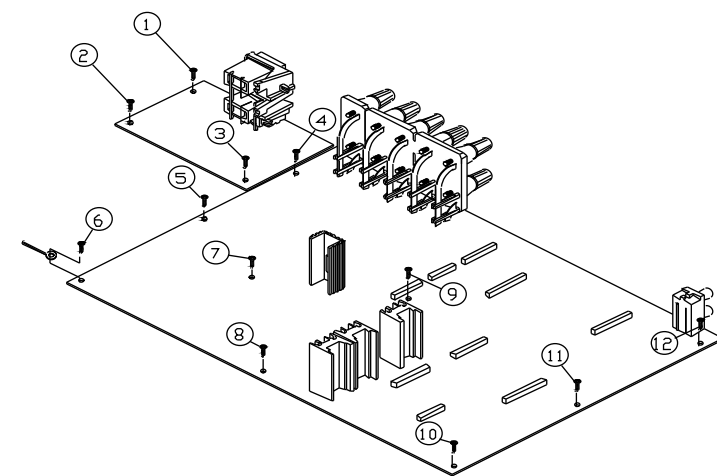
2. Removing the Front Panel  
Remove the screws ①-⑨



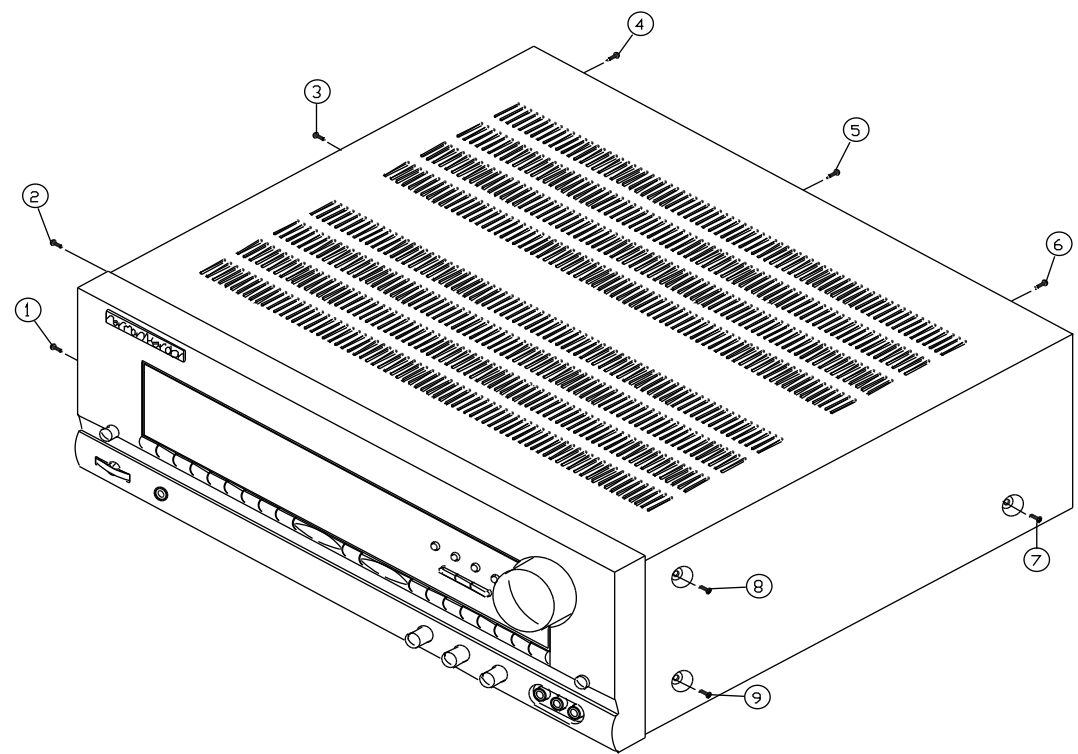
3. Removing the Rear Panel  
Remove the screws ①-⑳



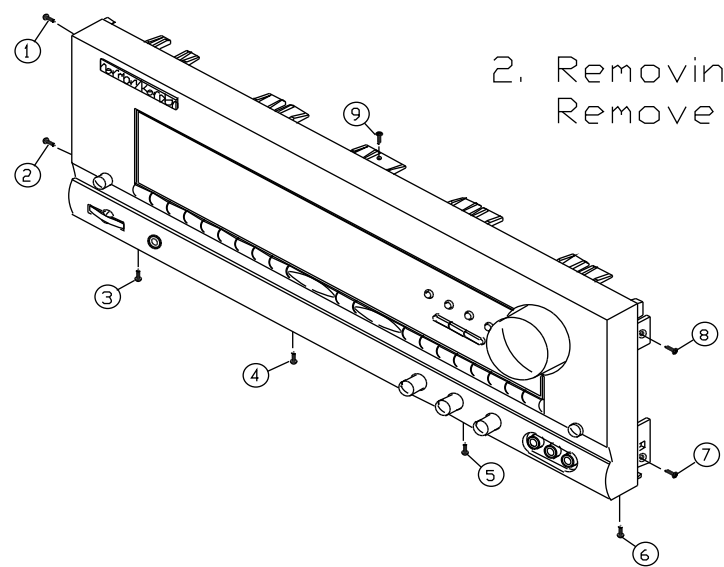
4. Removing the Main PCB Block  
Remove the screws ①-⑫



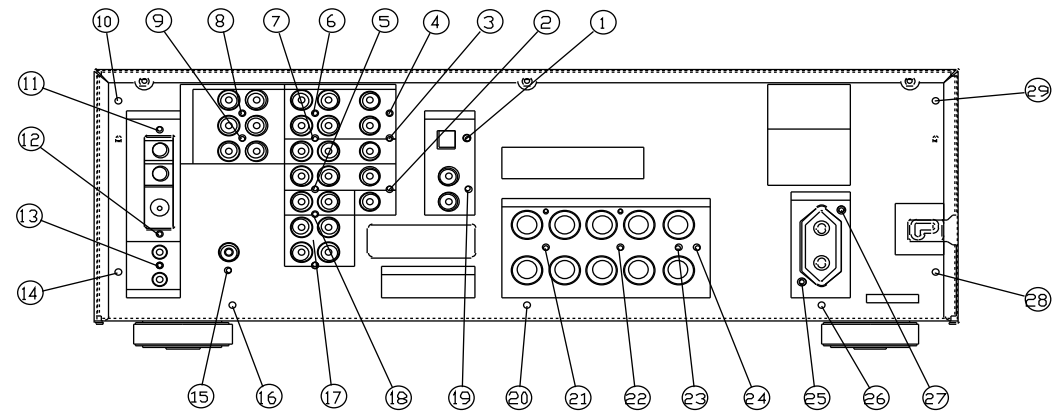
1. Removing the Chassis Top  
Remove the screws ①-⑨



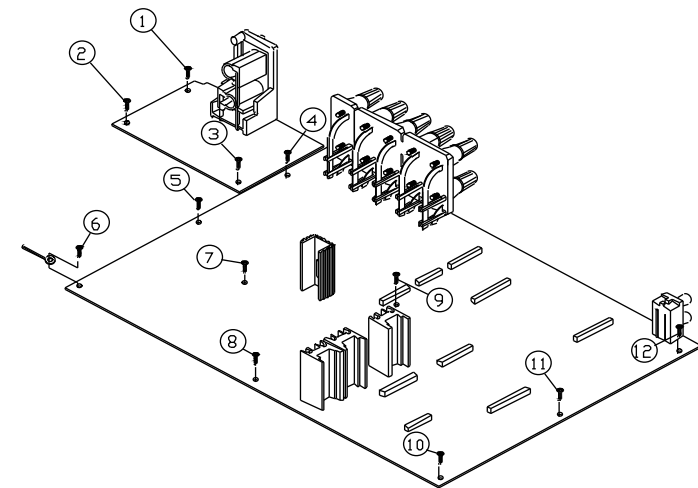
2. Removing the Front Panel  
Remove the screws ①-⑨



3. Removing the Rear Panel  
Remove the screws ①-⑳



4. Removing the Main PCB Block  
Remove the screws ①-⑫



Ref. No.	Part No.	Description	
	<b>ASS'Y-MECHA</b>		
	<b>FUSES</b>		
	MAAF-08460-ZZ3	WINDOW-FL	PVC(A700D R(A))
	MAAF-16120-ZZ4	LENS-POWER	PMMA(IF-850)
	MAAF-16490-ZZ4	FILTER-FL	PVC(RSM-05)
	MEAC-04840-002	RADIATOR-MAIN	A6063,T-5 +AL
	MJAF-06330-ZZ1	PANEL-FRONT	HI-PS
	MJAF-08010-ZZ3	KNOB-CHOICE(A)	ABS-720
	MJAF-08020-ZZ3	KNOB-CHOICE(B)	ABS-720
	MJAF-08030-ZZ3	KNOB-CHOICE(C)	ABS-720
	MJAF-08470-ZZ3	KNOB-DIGITAL	ABS-720
	MJAF-15640-ZZ4	FOOT(A)	
	MJAF-16050-ZZ4	KNOB-STANDBY	ABS-720
	MJAF-16070-ZZ4	KNOB-BALANCE	ABS-720
	MJAF-16080-ZZ4	KNOB-MUTE	ABS-720
	MJAF-16090-ZZ4	KNOB-VOLUME	ABS-720
	MJAF-16110-ZZ4	KNOB-POWER	ABS-720
	MJAF-16140-004	SUPPORT-PCB	ABS-720
	MJAG-00280-003	CORD-BUSH	NIFCO
	MJAG-04540-004	CABLE-TIE-L80	*
	MLAG-13560-ZZ4	BADGE-H/K	AL 25PITCH
	MMAC-15650-004	SCREW-RADIATOR	
	MMAC-16400-004	SCREW-T/P-TOOTH	3X10 BLACK
	MMSC-00400-004	BUSH BADGE	
	MMSC-00900-004	AIR-STAPLER	
	MMTC-00751-003	SCREW-TAPPING	BHW T2T 3x8 FE-ZY
	MPAC-04760-003	CHASSIS-PANEL	US Coating t1.0
	MPAC-04812-002	CHASSIS-BOTTOM	US COATING T1.2
	MPAC-04940-ZZ2	CHASSIS-BACK	SECC T0.8
	MPAC-04950-ZZ2	CHASSIS-TOP	SECC(T0.6) + PVC(T0.15)
	MPAC-06710-004	CLAMP-WIRE-L52	*
	MPAC-16160-004	SHIELD-BALANCE	ET-HD t0.5
	MPAC-16170-004	BRACKET-PCB	US Coating t1.0
	MPAC-16220-004	BRACKET-RADIATOR(S)	US COATING T1.0
	MPAC-16230-004	SHIELD-VIDEO	ET-HD,0.3T
	MRAG-13030-004	CUSHION-A	EVA(VE-45),15X15X12T
	MRAG-13040-004	CUSHION-A	FELT 437x10x0.5 S
	MRAG-13050-004	CUSHION-A	FELT 250x10x0.5 S
	MRAG-13250-004	CUSHION-A	EVA T=5.0
	MWAW-00910-003	PALLETS	1040X1126X141
AVR100 ONLY	TFMA-00100-D00	TRANSFORMER-MATCHING	MT115050 300ohm & 75ohm
Q209	TRSC-01680-SB0	TRANSISTOR N-H FREQ	2SC4137 TO-126FP
Q213	TRSC-01860-SD0	TRANSISTOR N-H FREQ	KTC5197 TO-3P(N)
Q214	TRSA-01720-SD0	TRANSISTOR P-H FREQ	KTA1940 TO-3P(N)
Q224	TRSC-01680-SB0	TRANSISTOR N-H FREQ	2SC4137 TO-126FP
Q228	TRSC-01860-SD0	TRANSISTOR N-H FREQ	KTC5197 TO-3P(N)
Q229	TRSA-01720-SD0	TRANSISTOR P-H FREQ	KTA1940 TO-3P(N)
Q239	TRSC-01680-SB0	TRANSISTOR N-H FREQ	2SC4137 TO-126FP
Q243	TRSC-01860-SD0	TRANSISTOR N-H FREQ	KTC5197 TO-3P(N)
Q244	TRSA-01720-SD0	TRANSISTOR P-H FREQ	KTA1940 TO-3P(N)
Q254	TRSC-01680-SB0	TRANSISTOR N-H FREQ	2SC4137 TO-126FP
Q256	TRSC-01860-SD0	TRANSISTOR N-H FREQ	KTC5197 TO-3P(N)
Q259	TRSA-01720-SD0	TRANSISTOR P-H FREQ	KTA1940 TO-3P(N)
Q269	TRSC-01680-SB0	TRANSISTOR N-H FREQ	2SC4137 TO-126FP
Q273	TRSC-01860-SD0	TRANSISTOR N-H FREQ	KTC5197 TO-3P(N)
Q274	TRSA-01720-SD0	TRANSISTOR P-H FREQ	KTA1940 TO-3P(N)
	U345-9B350-450	WIRE-ASS'Y	UL1618#18 WHT-500 3P
	VSPO-00010-100	POSISTOR	P42T8D100BW23
AVR100 ONLY	KDAC-0573F-AHU	CORD-AC	KE-01P , JE201-03, JE203T
AVR200 ONLY	KDAC-0572F-AA0	CORD-AC	KKP-419C KLCE-2F (H03VV-F)
	XSTB-30080-ZB4	SCREW-TAPPING	BHT2T 3x8 FE-ZB
	XSTB-30080-ZY4	SCREW-TAPPING	BHT2T 3x8 FE-ZY
	XSTB-30100-ZB4	SCREW-TAPPING	BHT2T 3x10 FE-ZB
	XSTB-30100-ZY4	SCREW-TAPPING	BHT2T 3x10 FE-ZY
	XSTB-40080-ZB8	SCREW-TAPPING	BHT3T 4x8 FE-ZB
	XSTB-40080-ZY8	SCREW-TAPPING	BHT3T 4x8 FE-ZY
	XSTS-30080-ZY4	SCREW-TAPPING	PHWT2T 3x8 FE-ZY
	XSTS-30180-ZY4	SCREW-TAPPING	PHWT2T 3x18 FE-ZY
	YGAP-14860-ZZ4	BOX-GIFT	535X480X231 DW2
	YIAR-J1000-ZZA	INST-MANUAL	
	YSAP-12070-002	CUSHION-L/R	EPS
	YVAP-01862-ZZ4	POLY-BAG-I(G)	
	YVAP-13320-ZZ4	TOILON-SHEET	750x1200, 0.5t
	YWAR-J1001-ZZA	WARRANTY-CARD	
AVR100 ONLY	7JJG-00212-001	PACKING WRAP	500mm*1400m

Ref. No.	Part No.	Description	
	<b>ASS'Y-MAIN PCB</b>		
	LLA3-30441-E10	CARD CABLE	1.25x30Px440xCx(0.1x0.8)
F10 (AVR200)	FGFB-S2002-837	FUSE GLASS	2A 250V 50T
F11 (AVR200)	FGFB-S2002-837	FUSE GLASS	2A 250V 50T
F12 (AVR200)	FGFB-S2002-837	FUSE GLASS	2A 250V 50T
F10 (AVR100)	FGFB-O2002-831	FUSE GLASS	2A 125V 51S
F11 (AVR100)	FGFB-O2002-831	FUSE GLASS	2A 125V 51S
F12 (AVR100)	FGFB-O2002-831	FUSE GLASS	2A 125V 51S
	<b>CAPACITORS</b>		
C10	CEEC-E332M-JP1	CAPACITOR E/ALUMINUM	16V 3300uF M 12.5x25
C11	CEET-J1R0M-CI0	CAPACITOR E/ALUMINUM	1.0uF M 50V 5x11 T
C12	CCCT-J104Z-0FF	CAPACITOR CERAMIC	0.1uF Z 50V F T
C13	CFMT-N473J-GK0	CAPACITOR F/POLYESTR	0.047uF J 100V 8.9x13. T
C14	CFMT-N473J-GK0	CAPACITOR F/POLYESTR	0.047uF J 100V 8.9x13. T
C15	CFMT-N473J-GK0	CAPACITOR F/POLYESTR	0.047uF J 100V 8.9x13. T
C16	CFMT-N473J-GK0	CAPACITOR F/POLYESTR	0.047uF J 100V 8.9x13. T
C17	CFMT-N473J-GK0	CAPACITOR F/POLYESTR	0.047uF J 100V 8.9x13. T
C18	CEEM-G222M-LR1	CAPACITOR E/ALUMINUM	2200uF M 35V 16x31.5 U M
C19	CEEM-G222M-LR1	CAPACITOR E/ALUMINUM	2200uF M 35V 16x31.5 U M
C20	CEET-J1R0M-CI0	CAPACITOR E/ALUMINUM	1.0uF M 50V 5x11 T
C21	CEET-J1R0M-CI0	CAPACITOR E/ALUMINUM	1.0uF M 50V 5x11 T
C22	CCCT-J104Z-0FF	CAPACITOR CERAMIC	0.1uF Z 50V F T
C23	CCCT-J104Z-0FF	CAPACITOR CERAMIC	0.1uF Z 50V F T
C24	CFMT-S104K-GI0	CAPACITOR F/POLYESTR	0.1uF K 250V 9.5x11 TL
C25	CFMT-S104K-GI0	CAPACITOR F/POLYESTR	0.1uF K 250V 9.5x11 TL
C26	CFMT-S104K-GI0	CAPACITOR F/POLYESTR	0.1uF K 250V 9.5x11 TL
C27	CFMT-S104K-GI0	CAPACITOR F/POLYESTR	0.1uF K 250V 9.5x11 TL
C28	CFMT-S104K-GI0	CAPACITOR F/POLYESTR	0.1uF K 250V 9.5x11 TL
C29	CEEZ-L154M-SW2	CAPACITOR E/ALUMINUM	15000uF M 63V 35x60
C30	CEEZ-L154M-SW2	CAPACITOR E/ALUMINUM	15000uF M 63V 35x60
C39	CCTT-J101J-0CZ	CAPACITOR CERAMIC	100PF J 50V SL T
C40	CCTT-J101J-0CZ	CAPACITOR CERAMIC	100PF J 50V SL T
C41	CCTT-J101J-0CZ	CAPACITOR CERAMIC	100PF J 50V SL T
C42	CEGT-B473J-0J0	CAPACITOR E/DO LAYER	0.047F J 5.5V SCDA5R5473A
C43	CCCT-J103Z-0DF	CAPACITOR CERAMIC	0.01uF Z 50V F T
C44	CFMT-N473J-GK0	CAPACITOR F/POLYESTR	0.047uF J 100V 8.9x13. T
C45	CFMT-N473J-GK0	CAPACITOR F/POLYESTR	0.047uF J 100V 8.9x13. T
C46	CFMT-N473J-GK0	CAPACITOR F/POLYESTR	0.047uF J 100V 8.9x13. T
C47	CFMT-N473J-GK0	CAPACITOR F/POLYESTR	0.047uF J 100V 8.9x13. T
C48	CFMT-N473J-GK0	CAPACITOR F/POLYESTR	0.047uF J 100V 8.9x13. T
C49(AVR200)	CCCT-J222K-ODB	CAPACITOR CERAMIC	2200PF K 50V B T
C50(AVR200)	CCCT-J222K-ODB	CAPACITOR CERAMIC	2200PF K 50V B T
C51(AVR200)	CCCT-J222K-ODB	CAPACITOR CERAMIC	2200PF K 50V B T
C52(AVR200)	CCCT-J222K-ODB	CAPACITOR CERAMIC	2200PF K 50V B T
C53(AVR200)	CCCT-J222K-ODB	CAPACITOR CERAMIC	2200PF K 50V B T
C54(AVR200)	CCCT-J222K-ODB	CAPACITOR CERAMIC	2200PF K 50V B T
C55(AVR200)	CCCT-J222K-ODB	CAPACITOR CERAMIC	2200PF K 50V B T
C56(AVR200)	CCCT-J222K-ODB	CAPACITOR CERAMIC	2200PF K 50V B T
C57(AVR200)	CCCT-J222K-ODB	CAPACITOR CERAMIC	2200PF K 50V B T
C58(AVR200)	CCCT-J222K-ODB	CAPACITOR CERAMIC	2200PF K 50V B T
C59	CEET-F220M-CI0	CAPACITOR E/ALUMINUM	22uF M 25V 5x11 T
C60	CCCT-J104Z-0FF	CAPACITOR CERAMIC	0.1uF Z 50V F T
C61	CEET-C102M-FI0	CAPACITOR E/ALUMINUM	1000uF M 6.3V 8x11.5 T
C63	CEET-J221M-HL1	CAPACITOR E/ALUMINUM	220uF M 50V 10x16 U T
C64	CEET-J470M-DI0	CAPACITOR E/ALUMINUM	47uF M 50V 6.3x11 T
C65	CEET-J470M-DI0	CAPACITOR E/ALUMINUM	47uF M 50V 6.3x11 T
C66	CCCT-J104Z-0FF	CAPACITOR CERAMIC	0.1uF Z 50V F T
C67	CEET-J1R0M-CI0	CAPACITOR E/ALUMINUM	1.0uF M 50V 5x11 T
C68	CEET-C471M-FI1	CAPACITOR E/ALUMINUM	470uF M 6.3V 8x11.5 U T
C69	CFMT-N473J-GK0	CAPACITOR F/POLYESTR	0.047uF J 100V 8.9x13. T
C70	CFMT-N473J-GK0	CAPACITOR F/POLYESTR	0.047uF J 100V 8.9x13. T
C71	CFMT-N473J-GK0	CAPACITOR F/POLYESTR	0.047uF J 100V 8.9x13. T
C72	CEET-E221M-FI0	CAPACITOR E/ALUMINUM	220uF M 16V 8x11.5 T
C76	CEET-J1R0M-CI0	CAPACITOR E/ALUMINUM	1.0uF M 50V 5x11 T
C77	CEET-F470M-CI0	CAPACITOR E/ALUMINUM	47uF M 25V 5x11 T
C78	CEET-J100M-CI0	CAPACITOR E/ALUMINUM	10uF M 50V 5x11 T
	<b>DIODES</b>		
D10	DDTR-00040-T10	DIODE-RECTIFIER	1N4004S(400V 1A 0.6mm) T
D11	DDTR-00040-T10	DIODE-RECTIFIER	1N4004S(400V 1A 0.6mm) T
D12	DDTR-00040-T10	DIODE-RECTIFIER	1N4004S(400V 1A 0.6mm) T
D13	DDTR-00040-T10	DIODE-RECTIFIER	1N4004S(400V 1A 0.6mm) T
D14	DDMR-00230-T10	DIODE-RECTIFIER	GP60-04F(400V 6A)
D15	DDMR-00230-T10	DIODE-RECTIFIER	GP60-04F(400V 6A)

Ref. No.	Part No.	Description	
<b>ASS'Y-MAIN PCB</b>			
<b>DIODES</b>			
D16	DDMR-00230-T10	DIODE-RECTIFIER	GP60-04F(400V 6A)
D17	DDMR-00230-T10	DIODE-RECTIFIER	GP60-04F(400V 6A)
D18	DDTR-00040-T10	DIODE-RECTIFIER	1N4004S(400V 1A 0.6mm) T
D23	DDTR-00040-T10	DIODE-RECTIFIER	1N4004S(400V 1A 0.6mm) T
D25	DDTR-00040-T10	DIODE-RECTIFIER	1N4004S(400V 1A 0.6mm) T
D26	DDTR-00040-T10	DIODE-RECTIFIER	1N4004S(400V 1A 0.6mm) T
D27	DDTZ-G150C-SO0	DIODE ZENER	MTZ15C 14.35-15.09 DO40 T
D28	DDTZ-G180C-SO0	DIODE ZENER	MTZ18C 17.42-18.33 DO40 T
D29	DDTS-00070-SO0	DIODE-SI	1SS133 (40V 0.11A) DO-40 T
D30	DDTZ-G091B-SO0	DIODE ZENER	MTZ9.1B 9.01 DO40 T
D31	DDTR-00040-T10	DIODE-RECTIFIER	1N4004S(400V 1A 0.6mm) T
D32	DDTR-00040-T10	DIODE-RECTIFIER	1N4004S(400V 1A 0.6mm) T
D33	DDTR-00040-T10	DIODE-RECTIFIER	1N4004S(400V 1A 0.6mm) T
D34	DDTS-00070-SO0	DIODE-SI	1SS133 (40V 0.11A) DO-40 T
D35	DDTS-00070-SO0	DIODE-SI	1SS133 (40V 0.11A) DO-40 T
D36	DDTZ-G056B-SOS	DIODE ZENER	MTZJ5.6B 5.45-5.73 DO34 T
D37	DDTS-00070-SO0	DIODE-SI	1SS133 (40V 0.11A) DO-40 T
D38	DDTS-00070-SO0	DIODE-SI	1SS133 (40V 0.11A) DO-40 T
D39	DDTS-00070-SO0	DIODE-SI	1SS133 (40V 0.11A) DO-40 T
D40	DDTS-00070-SO0	DIODE-SI	1SS133 (40V 0.11A) DO-40 T
<b>INTEGRATED CIRCUITS</b>			
IC3	ICRG-00251-SE0	IC REGULATOR	KA7915 15V 3mm TO-220
IC4	ICRG-00043-SE0	IC REGULATOR	KA7805 5V 3mm TO-220
IC5	ICPC-00010-TB0	IC PHOTOCOUPLER	LTV817B DIP4
IC6	ICLN-01940-TC0	IC SHIFT/STORE RESIS	MC14094BCP DIP16
IC7	ICLN-01940-TC0	IC SHIFT/STORE RESIS	MC14094BCP DIP16
IC8	ICRG-00043-SE0	IC REGULATOR	KA7805 5V 3mm TO-220
IC102	ICRG-00061-SE0	IC REGULATOR	KA7815 15V 3mm TO-220
<b>CONNECTORS</b>			
CN15	KNCW-00970-3T9	CONNECTOR-WAFER	JE202-1T-3P
CN16	KNCW-00140-6TM	CONNECTOR-WAFER	5267-06A 2.5mm MILK
CN17	KNCW-00140-3TM	CONNECTOR-WAFER	5267-03A 2.5mm MILK
CN19	KNCW-00140-2TM	CONNECTOR-WAFER	5267-02A 2.5mm MILK
CN20	KNCW-00140-9TM	CONNECTOR-WAFER	5267-09A 2.5mm MILK
CN21	KNCW-00140-8TM	CONNECTOR-WAFER	5267-08A 2.5mm MILK
CN22	KNCW-01750-30T	CARD CABLE WAFER	6216-30PST
CN23	KNCW-01520-8S9	CONNECTOR-WAFER	35336-0810 2M/M 8P
CN25	KNCW-01520-GS9	CONNECTOR-WAFER	35336-1610 20MM 16P
CN26	KNCW-01520-9S9	CONNECTOR-WAFER	35336-0910 2M/M 9P
CN27	KNCW-01520-CS9	CONNECTOR-WAFER	35336-1210 2M/M 12PIN
CN28	KNCW-01520-ES9	CONNECTOR-WAFER	35336-1410 20MM 14P
CN29	KNCW-01520-DS9	CONNECTOR-WAFER	35336-1310 20MM 13P
CN31	KNCW-01520-DS9	CONNECTOR-WAFER	35336-1310 20MM 13P
CN32	KNCW-01520-DS9	CONNECTOR-WAFER	35336-1310 20MM 13P
CN33	KNCW-01520-ES9	CONNECTOR-WAFER	35336-1410 20MM 14P
CN34	KNCW-00140-6TM	CONNECTOR-WAFER	5267-06A 2.5mm MILK
CN35	KNCW-00140-6TM	CONNECTOR-WAFER	5267-06A 2.5mm MILK
CN36	KNCW-01740-06T	BOARD TO BOARD	TRC-X06P-A2
CN103	KNCW-00990-2T9	CONNECTOR-WAFER	JE202A-1T-02
J1	KNCW-00160-3S9	CONNECTOR-WAFER	53015-0310 2mm-WHT
<b>BEAD CORES</b>			
BEAD10	KORB-00110-000	EMI BEAD FILTER	ATS3580I(MATERIAL:M3L)
BEAD11	KORB-00110-000	EMI BEAD FILTER	ATS3580I(MATERIAL:M3L)
BEAD12	KORB-00110-000	EMI BEAD FILTER	ATS3580I(MATERIAL:M3L)
<b>MISCELLANEOUS</b>			
	MEAC-08215-004	RADIATOR-TR	
	MEAC-12693-004	HEAT-SINK(TR)	
GD2	MPAC-03810-004	TERMINAL-GND	ET-HD T0.3
GD3	MPAC-03810-004	TERMINAL-GND	ET-HD T0.3
FC105	MPAC-11620-004	FUSE CLIP	5.2Pi TAPPING TYPE
FC106	MPAC-11620-004	FUSE CLIP	5.2Pi TAPPING TYPE
FC107	MPAC-11620-004	FUSE CLIP	5.2Pi TAPPING TYPE
FC108	MPAC-11620-004	FUSE CLIP	5.2Pi TAPPING TYPE
FC109	MPAC-11620-004	FUSE CLIP	5.2Pi TAPPING TYPE
FC110	MPAC-11620-004	FUSE CLIP	5.2Pi TAPPING TYPE
	MRAG-13230-004	CUSHION-A	EVA T=5.5
	MRAG-13240-004	CUSHION-A	EVA T=10.5
PCB1	PCSR-05030-11B	PCB-SINGLE	A1R-503 330x247x1.6t

<i>Ref. No.</i>	<i>Part No.</i>	<i>Description</i>	
<b>ASS'Y-MAIN PCB</b>			
<b>RESISTORS</b>			
R10	RCFT-E223J-000	RESISTOR-CARBON FILM	22Kohm 1/5W 5% T
R11	RCFT-E153J-000	RESISTOR-CARBON FILM	15Kohm 1/5W 5% T
R12	RCFT-E102J-000	RESISTOR-CARBON FILM	1Kohm 1/5W 5% T
R13	RCFT-E393J-000	RESISTOR-CARBON FILM	39Kohm 1/5W 5% T
R15	RMOH-J4R7J-030	RESISTOR-METAL OXIDE	4.7ohm 2W 5% CRH200
R16	RMOH-J4R7J-030	RESISTOR-METAL OXIDE	4.7ohm 2W 5% CRH200
R21	RCFT-E271J-000	RESISTOR-CARBON FILM	270ohm 1/5W 5% T
R22	RCFT-E470J-000	RESISTOR-CARBON FILM	47ohm 1/5W 5% T
R23	RCFT-E473J-000	RESISTOR-CARBON FILM	47Kohm 1/5W 5% T
R24	RCFT-E392J-000	RESISTOR-CARBON FILM	3.9Kohm 1/5W 5% T
R25	RCFT-E332J-000	RESISTOR-CARBON FILM	3.3Kohm 1/5W 5% T
R26	RCFT-E101J-000	RESISTOR-CARBON FILM	100ohm 1/5W 5% T
R28	RCFT-E102J-000	RESISTOR-CARBON FILM	1Kohm 1/5W 5% T
R29	RCFT-E102J-000	RESISTOR-CARBON FILM	1Kohm 1/5W 5% T
R30	RCFT-E102J-000	RESISTOR-CARBON FILM	1Kohm 1/5W 5% T
R32	RCFT-E102J-000	RESISTOR-CARBON FILM	1Kohm 1/5W 5% T
R33	RCFT-E102J-000	RESISTOR-CARBON FILM	1Kohm 1/5W 5% T
R34	RCFT-E3R3J-000	RESISTOR-CARBON FILM	3.3ohm 1/5W 5% T
R35	RCFT-E3R3J-000	RESISTOR-CARBON FILM	3.3ohm 1/5W 5% T
R36	RMOR-H100J-0C0	RESISTOR-METAL OXIDE	10ohm 1W 5% ERG(X)1SJ100E
R37	RMOR-H100J-0C0	RESISTOR-METAL OXIDE	10ohm 1W 5% ERG(X)1SJ100E
R38	RMOR-H100J-0C0	RESISTOR-METAL OXIDE	10ohm 1W 5% ERG(X)1SJ100E
R39	RMOR-H100J-0C0	RESISTOR-METAL OXIDE	10ohm 1W 5% ERG(X)1SJ100E
R40	RMOR-H100J-0C0	RESISTOR-METAL OXIDE	10ohm 1W 5% ERG(X)1SJ100E
R41	RMOH-J4R7J-030	RESISTOR-METAL OXIDE	4.7ohm 2W 5% CRH200
R42	RMOH-J4R7J-030	RESISTOR-METAL OXIDE	4.7ohm 2W 5% CRH200
R44	RCFT-F4R7J-010	RESISTOR-CARBON FILM	4.7ohm 1/4W 5% T
R45	RCFT-F4R7J-010	RESISTOR-CARBON FILM	4.7ohm 1/4W 5% T
R46	RCFT-E103J-000	RESISTOR-CARBON FILM	10Kohm 1/5W 5% T
R47	RCFT-E102J-000	RESISTOR-CARBON FILM	1Kohm 1/5W 5% T
R48	RCFT-E683J-000	RESISTOR-CARBON FILM	68Kohm 1/5W 5% T
R49	RCFT-E104J-000	RESISTOR-CARBON FILM	100Kohm 1/5W 5% T
R50	RCFT-E332J-000	RESISTOR-CARBON FILM	3.3Kohm 1/5W 5% T
R51	RCFT-E152J-000	RESISTOR-CARBON FILM	1.5Kohm 1/5W 5% T
R52	RCFT-E103J-000	RESISTOR-CARBON FILM	10Kohm 1/5W 5% T
R61	RCFT-E473J-000	RESISTOR-CARBON FILM	47Kohm 1/5W 5% T
R62	RCFT-E102J-000	RESISTOR-CARBON FILM	1Kohm 1/5W 5% T
R63	RCFT-E104J-000	RESISTOR-CARBON FILM	100Kohm 1/5W 5% T
R64	RCFT-E104J-000	RESISTOR-CARBON FILM	100Kohm 1/5W 5% T
R65	RCFT-E104J-000	RESISTOR-CARBON FILM	100Kohm 1/5W 5% T
R67	RCFT-E102J-000	RESISTOR-CARBON FILM	1Kohm 1/5W 5% T
R127	RCFT-E561J-000	RESISTOR-CARBON FILM	560ohm 1/5W 5% T
R128	RCFT-E102J-000	RESISTOR-CARBON FILM	1Kohm 1/5W 5% T
R129	RCFT-E102J-000	RESISTOR-CARBON FILM	1Kohm 1/5W 5% T
R131	RCFT-E102J-000	RESISTOR-CARBON FILM	1Kohm 1/5W 5% T
<b>MISCELLANEOUS</b>			
JK101	SKPH-00520-360	MINIATURE JACK	HSJ1002-01-1020
SW1	SWPU-00591-059	SWITCH-PUSH	SDDL13300
SW2	SWTA-00220-060	SWITCH-TACT	SKHV10910(A) 12V 50mA
JK1	TESP-00401-02P	TERMINAL SPEAKER	SH0210381P 2P
ST1	TESP-00460-08S	TERMINAL SPEAKER	SH0810361P 8P
PT701(AVR100)	PTAP-03580-CJU	TRANSFORMER-POWER	A96-358C-U
PT701(AVR200)	PTAP-03590-YJV	TRANSFORMER-POWER	A96-359Y-V
<b>TRANSISTORS</b>			
Q11	TRTA-0012Y-SD0	TRANSISTOR P-H FREQ	KTA1273-Y TO92L
Q12	TRTA-0067Y-SD0	TRANSISTOR P-H FREQ	KTA1267-Y TO92M
Q13	TRTC-0016G-SD0	TRANSISTOR N-H FREQ	KTC3198-GR TO92
Q14	TRTC-0016G-SD0	TRANSISTOR N-H FREQ	KTC3198-GR TO92
Q15	TRTC-0016G-SD0	TRANSISTOR N-H FREQ	KTC3198-GR TO92
Q16	TRTA-00940-SD0	TRANSISTOR P-H FREQ	KRA107M W/RESIST TO92M
Q17	TRTA-00940-SD0	TRANSISTOR P-H FREQ	KRA107M W/RESIST TO92M
Q18	TRTA-0008G-SD0	TRANSISTOR P-H FREQ	KTA1266-GR TO92
Q19	TRTC-0016G-SD0	TRANSISTOR N-H FREQ	KTC3198-GR TO92
Q20	TRTA-00940-SD0	TRANSISTOR P-H FREQ	KRA107M W/RESIST TO92M
Q21	TRTC-01800-SD0	TRANSISTOR N-H FREQ	KRC104M
Q22	TRTC-01700-SD0	TRANSISTOR N-H FREQ	KRC107M W/RESIST TO92M
Q23	TRTC-01800-SD0	TRANSISTOR N-H FREQ	KRC104M



Ref. No.	Part No.	Description
<b>ASS'Y-AMP PCB</b>		
<b>CAPACITORS</b>		
C201	CEET-F330M-CI0	CAPACITOR E/ALUMINUM 33uF M 25V 5x11 T
C202	CEET-F220M-CI0	CAPACITOR E/ALUMINUM 22uF M 25V 5x11 T
C203	CEET-F470M-CI0	CAPACITOR E/ALUMINUM 47uF M 25V 5x11 T
C204	CCAT-J680J-AAZ	CAPACITOR CERAMIC 68PF J 50V SL T
C205	CCAT-J681K-AAB	CAPACITOR CERAMIC 680PF K 50V B T
C206	CCAT-J120J-AAC	CAPACITOR CERAMIC 12PF J 50V C T
C207	CEET-C471M-FI1	CAPACITOR E/ALUMINUM 470uF M 6.3V 8x11.5 U T
C208	CCAT-J220J-AAZ	CAPACITOR CERAMIC 22PF J 50V SL T
C209	CEET-J100M-CI0	CAPACITOR E/ALUMINUM 10uF M 50V 5x11 T
C210	CEET-J4R7M-CI0	CAPACITOR E/ALUMINUM 4.7uF M 50V 5x11 T
C211	CEET-J100M-CI0	CAPACITOR E/ALUMINUM 10uF M 50V 5x11 T
C212	CEET-F330M-CI0	CAPACITOR E/ALUMINUM 33uF M 25V 5x11 T
C213	CEET-F220M-CI0	CAPACITOR E/ALUMINUM 22uF M 25V 5x11 T
C214	CEET-F470M-CI0	CAPACITOR E/ALUMINUM 47uF M 25V 5x11 T
C215	CCAT-J680J-AAZ	CAPACITOR CERAMIC 68PF J 50V SL T
C216	CCAT-J681K-AAB	CAPACITOR CERAMIC 680PF K 50V B T
C217	CCAT-J120J-AAC	CAPACITOR CERAMIC 12PF J 50V C T
C218	CEET-C471M-FI1	CAPACITOR E/ALUMINUM 470uF M 6.3V 8x11.5 U T
C219	CCAT-J220J-AAZ	CAPACITOR CERAMIC 22PF J 50V SL T
C220	CEET-J100M-CI0	CAPACITOR E/ALUMINUM 10uF M 50V 5x11 T
C221	CEET-J4R7M-CI0	CAPACITOR E/ALUMINUM 4.7uF M 50V 5x11 T
C222	CEET-J100M-CI0	CAPACITOR E/ALUMINUM 10uF M 50V 5x11 T
C223	CEET-F330M-CI0	CAPACITOR E/ALUMINUM 33uF M 25V 5x11 T
C224	CEET-F220M-CI0	CAPACITOR E/ALUMINUM 22uF M 25V 5x11 T
C225	CEET-F470M-CI0	CAPACITOR E/ALUMINUM 47uF M 25V 5x11 T
C226	CCAT-J680J-AAZ	CAPACITOR CERAMIC 68PF J 50V SL T
C227	CCAT-J681K-AAB	CAPACITOR CERAMIC 680PF K 50V B T
C228	CCAT-J120J-AAC	CAPACITOR CERAMIC 12PF J 50V C T
C229	CEET-C471M-FI1	CAPACITOR E/ALUMINUM 470uF M 6.3V 8x11.5 U T
C230	CCAT-J220J-AAZ	CAPACITOR CERAMIC 22PF J 50V SL T
C231	CEET-J100M-CI0	CAPACITOR E/ALUMINUM 10uF M 50V 5x11 T
C232	CEET-J4R7M-CI0	CAPACITOR E/ALUMINUM 4.7uF M 50V 5x11 T
C233	CEET-J100M-CI0	CAPACITOR E/ALUMINUM 10uF M 50V 5x11 T
C234	CEET-F330M-CI0	CAPACITOR E/ALUMINUM 33uF M 25V 5x11 T
C235	CEET-F220M-CI0	CAPACITOR E/ALUMINUM 22uF M 25V 5x11 T
C236	CEET-F470M-CI0	CAPACITOR E/ALUMINUM 47uF M 25V 5x11 T
C237	CCAT-J680J-AAZ	CAPACITOR CERAMIC 68PF J 50V SL T
C238	CCAT-J681K-AAB	CAPACITOR CERAMIC 680PF K 50V B T
C239	CCAT-J120J-AAC	CAPACITOR CERAMIC 12PF J 50V C T
C240	CEET-C471M-FI1	CAPACITOR E/ALUMINUM 470uF M 6.3V 8x11.5 U T
C241	CCAT-J220J-AAZ	CAPACITOR CERAMIC 22PF J 50V SL T
C242	CEET-J100M-CI0	CAPACITOR E/ALUMINUM 10uF M 50V 5x11 T
C243	CEET-J4R7M-CI0	CAPACITOR E/ALUMINUM 4.7uF M 50V 5x11 T
C244	CEET-J100M-CI0	CAPACITOR E/ALUMINUM 10uF M 50V 5x11 T
C245	CEET-F330M-CI0	CAPACITOR E/ALUMINUM 33uF M 25V 5x11 T
C246	CEET-F220M-CI0	CAPACITOR E/ALUMINUM 22uF M 25V 5x11 T
C247	CEET-F470M-CI0	CAPACITOR E/ALUMINUM 47uF M 25V 5x11 T
C248	CCAT-J680J-AAZ	CAPACITOR CERAMIC 68PF J 50V SL T
C249	CCAT-J681K-AAB	CAPACITOR CERAMIC 680PF K 50V B T
C250	CCAT-J120J-AAC	CAPACITOR CERAMIC 12PF J 50V C T
C251	CEET-C471M-FI1	CAPACITOR E/ALUMINUM 470uF M 6.3V 8x11.5 U T
C252	CCAT-J220J-AAZ	CAPACITOR CERAMIC 22PF J 50V SL T
C253	CEET-J100M-CI0	CAPACITOR E/ALUMINUM 10uF M 50V 5x11 T
C254	CEET-J4R7M-CI0	CAPACITOR E/ALUMINUM 4.7uF M 50V 5x11 T
C255	CEET-J100M-CI0	CAPACITOR E/ALUMINUM 10uF M 50V 5x11 T
C256	CEET-L331M-DI1	CAPACITOR E/ALUMINUM 330uF M 63V 10x20 SHL T
C257	CEET-L331M-DI1	CAPACITOR E/ALUMINUM 330uF M 63V 10x20 SHL T
C258	CEET-L331M-DI1	CAPACITOR E/ALUMINUM 330uF M 63V 10x20 SHL T
C259	CEET-L331M-DI1	CAPACITOR E/ALUMINUM 330uF M 63V 10x20 SHL T
C260	CEET-L331M-DI1	CAPACITOR E/ALUMINUM 330uF M 63V 10x20 SHL T
C261	CEET-L331M-DI1	CAPACITOR E/ALUMINUM 330uF M 63V 10x20 SHL T
C262	CEET-L331M-DI1	CAPACITOR E/ALUMINUM 330uF M 63V 10x20 SHL T
C263	CEET-L331M-DI1	CAPACITOR E/ALUMINUM 330uF M 63V 10x20 SHL T
C264	CEET-L331M-DI1	CAPACITOR E/ALUMINUM 330uF M 63V 10x20 SHL T
C265	CEET-L331M-DI1	CAPACITOR E/ALUMINUM 330uF M 63V 10x20 SHL T
<b>DIODES</b>		
D201	DDTS-00070-SO0	DIODE-SI 1SS133 (40V 0.11A) DO-40 T
D202	DDTS-00070-SO0	DIODE-SI 1SS133 (40V 0.11A) DO-40 T
D203	DDTS-00070-SO0	DIODE-SI 1SS133 (40V 0.11A) DO-40 T
D204	DDTS-00070-SO0	DIODE-SI 1SS133 (40V 0.11A) DO-40 T
D205	DDTS-00070-SO0	DIODE-SI 1SS133 (40V 0.11A) DO-40 T
D206	DDTS-00070-SO0	DIODE-SI 1SS133 (40V 0.11A) DO-40 T

<i>Ref. No.</i>	<i>Part No.</i>	<i>Description</i>	
<b>ASS'Y-AMP PCB</b>			
<b>DIODES</b>			
D207	DDTS-00070-SO0	DIODE-SI	1SS133 (40V 0.11A) DO-40 T
D208	DDTS-00070-SO0	DIODE-SI	1SS133 (40V 0.11A) DO-40 T
D209	DDTS-00070-SO0	DIODE-SI	1SS133 (40V 0.11A) DO-40 T
D210	DDTS-00070-SO0	DIODE-SI	1SS133 (40V 0.11A) DO-40 T
<b>COILS</b>			
L201	KIBK-00190-E40	COIL-AUDIO CHOCK	0.7uH COIL-CHOCK
L202	KIBK-00190-E40	COIL-AUDIO CHOCK	0.7uH COIL-CHOCK
L203	KIBK-00190-E40	COIL-AUDIO CHOCK	0.7uH COIL-CHOCK
L204	KIBK-00190-E40	COIL-AUDIO CHOCK	0.7uH COIL-CHOCK
L205	KIBK-00190-E40	COIL-AUDIO CHOCK	0.7uH COIL-CHOCK
<b>CONNECTORS</b>			
CW201	KNCW-00240-AT9	CONNECTOR-WAFER	53014-10 2.0mm WHT
CN1	KNCW-00140-5TM	CONNECTOR-WAFER	5267-05A 2.5mm MILK
<b>RESISTORS</b>			
R201	RCFT-E334J-000	RESISTOR-CARBON FILM	330Kohm 1/5W 5% T
R202	RCFT-E333J-000	RESISTOR-CARBON FILM	33Kohm 1/5W 5% T
R203	RCFT-E103J-000	RESISTOR-CARBON FILM	10Kohm 1/5W 5% T
R204	RCFT-E151J-000	RESISTOR-CARBON FILM	150ohm 1/5W 5% T
R205	RCFT-E680J-000	RESISTOR-CARBON FILM	68ohm 1/5W 5% T
R206	RCFT-E150J-000	RESISTOR-CARBON FILM	15ohm 1/5W 5% T
R207	RCFT-E150J-000	RESISTOR-CARBON FILM	15ohm 1/5W 5% T
R208	RCFT-E102J-000	RESISTOR-CARBON FILM	1Kohm 1/5W 5% T
R209	RCFT-E333J-000	RESISTOR-CARBON FILM	33Kohm 1/5W 5% T
R210	RCFT-E681J-000	RESISTOR-CARBON FILM	680ohm 1/5W 5% T
R211	RCFT-E751J-000	RESISTOR-CARBON FILM	750ohm 1/5W 5% T
R212	RCFT-E751J-000	RESISTOR-CARBON FILM	750ohm 1/5W 5% T
R213	RCFT-E561J-000	RESISTOR-CARBON FILM	560ohm 1/5W 5% T
R214	RCFT-E561J-000	RESISTOR-CARBON FILM	560ohm 1/5W 5% T
R215	RCFT-E182J-000	RESISTOR-CARBON FILM	1.8Kohm 1/5W 5% T
R216	RCFT-E561J-000	RESISTOR-CARBON FILM	560ohm 1/5W 5% T
R217	RCFT-E561J-000	RESISTOR-CARBON FILM	560ohm 1/5W 5% T
R218	RCFT-E561J-000	RESISTOR-CARBON FILM	560ohm 1/5W 5% T
R219	RCFT-E561J-000	RESISTOR-CARBON FILM	560ohm 1/5W 5% T
R220	RCFT-E472J-000	RESISTOR-CARBON FILM	4.7Kohm 1/5W 5% T
R221	RCFT-E223J-000	RESISTOR-CARBON FILM	22Kohm 1/5W 5% T
R222	RCFT-E122J-000	RESISTOR-CARBON FILM	1.2Kohm 1/5W 5% T
R223	RCFT-E223J-000	RESISTOR-CARBON FILM	22Kohm 1/5W 5% T
R224	RCFT-E821J-000	RESISTOR-CARBON FILM	820ohm 1/5W 5% T
R225	RCFT-E821J-000	RESISTOR-CARBON FILM	820ohm 1/5W 5% T
R226	RCFT-E820J-000	RESISTOR-CARBON FILM	82ohm 1/5W 5% T
R227	RCFT-E333J-000	RESISTOR-CARBON FILM	33Kohm 1/5W 5% T
R228	RCFT-E820J-000	RESISTOR-CARBON FILM	82ohm 1/5W 5% T
R229	RCFT-E182J-000	RESISTOR-CARBON FILM	1.8Kohm 1/5W 5% T
R230	RCFT-E911J-000	RESISTOR-CARBON FILM	910ohm 1/5W 5% T
R231	RCFT-E202J-000	RESISTOR-CARBON FILM	2Kohm 1/5W 5% T
R232	RCFT-E682J-000	RESISTOR-CARBON FILM	6.8Kohm 1/5W 5% T
R233	RCFT-E390J-000	RESISTOR-CARBON FILM	39ohm 1/5W 5% T
R234	RCFT-E390J-000	RESISTOR-CARBON FILM	39ohm 1/5W 5% T
R235	RCFT-E390J-000	RESISTOR-CARBON FILM	39ohm 1/5W 5% T
R236	RCFT-E390J-000	RESISTOR-CARBON FILM	39ohm 1/5W 5% T
R237	RCFT-E243J-000	RESISTOR-CARBON FILM	24Kohm 1/5W 5% T
R238	RCFT-E820J-000	RESISTOR-CARBON FILM	82ohm 1/5W 5% T
R239	RCFT-E333J-000	RESISTOR-CARBON FILM	33Kohm 1/5W 5% T
R240	RCFT-E103J-000	RESISTOR-CARBON FILM	10Kohm 1/5W 5% T
R241	RCFT-E151J-000	RESISTOR-CARBON FILM	150ohm 1/5W 5% T
R242	RCFT-E680J-000	RESISTOR-CARBON FILM	68ohm 1/5W 5% T
R243	RCFT-E150J-000	RESISTOR-CARBON FILM	15ohm 1/5W 5% T
R244	RCFT-E150J-000	RESISTOR-CARBON FILM	15ohm 1/5W 5% T
R245	RCFT-E102J-000	RESISTOR-CARBON FILM	1Kohm 1/5W 5% T
R246	RCFT-E333J-000	RESISTOR-CARBON FILM	33Kohm 1/5W 5% T
R247	RCFT-E681J-000	RESISTOR-CARBON FILM	680ohm 1/5W 5% T
R248	RCFT-E751J-000	RESISTOR-CARBON FILM	750ohm 1/5W 5% T
R249	RCFT-E751J-000	RESISTOR-CARBON FILM	750ohm 1/5W 5% T
R250	RCFT-E561J-000	RESISTOR-CARBON FILM	560ohm 1/5W 5% T
R251	RCFT-E561J-000	RESISTOR-CARBON FILM	560ohm 1/5W 5% T
R252	RCFT-E182J-000	RESISTOR-CARBON FILM	1.8Kohm 1/5W 5% T
R253	RCFT-E561J-000	RESISTOR-CARBON FILM	560ohm 1/5W 5% T
R254	RCFT-E561J-000	RESISTOR-CARBON FILM	560ohm 1/5W 5% T
R255	RCFT-E561J-000	RESISTOR-CARBON FILM	560ohm 1/5W 5% T
R256	RCFT-E333J-000	RESISTOR-CARBON FILM	33Kohm 1/5W 5% T

<i>Ref. No.</i>	<i>Part No.</i>	<i>Description</i>
<b>ASS'Y-AMP PCB</b>		
<b>RESISTORS</b>		
R257	RCFT-E561J-000	RESISTOR-CARBON FILM 560ohm 1/5W 5% T
R258	RCFT-E472J-000	RESISTOR-CARBON FILM 4.7Kohm 1/5W 5% T
R259	RCFT-E223J-000	RESISTOR-CARBON FILM 22Kohm 1/5W 5% T
R260	RCFT-E122J-000	RESISTOR-CARBON FILM 1.2Kohm 1/5W 5% T
R261	RCFT-E223J-000	RESISTOR-CARBON FILM 22Kohm 1/5W 5% T
R262	RCFT-E821J-000	RESISTOR-CARBON FILM 820ohm 1/5W 5% T
R263	RCFT-E821J-000	RESISTOR-CARBON FILM 820ohm 1/5W 5% T
R264	RCFT-E820J-000	RESISTOR-CARBON FILM 82ohm 1/5W 5% T
R265	RCFT-E820J-000	RESISTOR-CARBON FILM 82ohm 1/5W 5% T
R266	RCFT-E820J-000	RESISTOR-CARBON FILM 82ohm 1/5W 5% T
R267	RCFT-E182J-000	RESISTOR-CARBON FILM 1.8Kohm 1/5W 5% T
R268	RCFT-E911J-000	RESISTOR-CARBON FILM 910ohm 1/5W 5% T
R269	RCFT-E202J-000	RESISTOR-CARBON FILM 2Kohm 1/5W 5% T
R270	RCFT-E682J-000	RESISTOR-CARBON FILM 6.8Kohm 1/5W 5% T
R271	RCFT-E390J-000	RESISTOR-CARBON FILM 39ohm 1/5W 5% T
R272	RCFT-E390J-000	RESISTOR-CARBON FILM 39ohm 1/5W 5% T
R273	RCFT-E390J-000	RESISTOR-CARBON FILM 39ohm 1/5W 5% T
R274	RCFT-E390J-000	RESISTOR-CARBON FILM 39ohm 1/5W 5% T
R275	RCFT-E243J-000	RESISTOR-CARBON FILM 24Kohm 1/5W 5% T
R276	RCFT-E333J-000	RESISTOR-CARBON FILM 33Kohm 1/5W 5% T
R277	RCFT-E103J-000	RESISTOR-CARBON FILM 10Kohm 1/5W 5% T
R278	RCFT-E151J-000	RESISTOR-CARBON FILM 150ohm 1/5W 5% T
R279	RCFT-E680J-000	RESISTOR-CARBON FILM 68ohm 1/5W 5% T
R280	RCFT-E150J-000	RESISTOR-CARBON FILM 15ohm 1/5W 5% T
R281	RCFT-E150J-000	RESISTOR-CARBON FILM 15ohm 1/5W 5% T
R282	RCFT-E102J-000	RESISTOR-CARBON FILM 1Kohm 1/5W 5% T
R283	RCFT-E333J-000	RESISTOR-CARBON FILM 33Kohm 1/5W 5% T
R284	RCFT-E681J-000	RESISTOR-CARBON FILM 680ohm 1/5W 5% T
R285	RCFT-E751J-000	RESISTOR-CARBON FILM 750ohm 1/5W 5% T
R286	RCFT-E751J-000	RESISTOR-CARBON FILM 750ohm 1/5W 5% T
R287	RCFT-E561J-000	RESISTOR-CARBON FILM 560ohm 1/5W 5% T
R288	RCFT-E561J-000	RESISTOR-CARBON FILM 560ohm 1/5W 5% T
R289	RCFT-E182J-000	RESISTOR-CARBON FILM 1.8Kohm 1/5W 5% T
R290	RCFT-E561J-000	RESISTOR-CARBON FILM 560ohm 1/5W 5% T
R291	RCFT-E561J-000	RESISTOR-CARBON FILM 560ohm 1/5W 5% T
R292	RCFT-E561J-000	RESISTOR-CARBON FILM 560ohm 1/5W 5% T
R293	RCFT-E561J-000	RESISTOR-CARBON FILM 560ohm 1/5W 5% T
R294	RCFT-E472J-000	RESISTOR-CARBON FILM 4.7Kohm 1/5W 5% T
R295	RCFT-E223J-000	RESISTOR-CARBON FILM 22Kohm 1/5W 5% T
R296	RCFT-E122J-000	RESISTOR-CARBON FILM 1.2Kohm 1/5W 5% T
R297	RCFT-E223J-000	RESISTOR-CARBON FILM 22Kohm 1/5W 5% T
R298	RCFT-E821J-000	RESISTOR-CARBON FILM 820ohm 1/5W 5% T
R299	RCFT-E821J-000	RESISTOR-CARBON FILM 820ohm 1/5W 5% T
R300	RCFT-E820J-000	RESISTOR-CARBON FILM 82ohm 1/5W 5% T
R301	RCFT-E820J-000	RESISTOR-CARBON FILM 82ohm 1/5W 5% T
R302	RCFT-E333J-000	RESISTOR-CARBON FILM 33Kohm 1/5W 5% T
R303	RCFT-E820J-000	RESISTOR-CARBON FILM 82ohm 1/5W 5% T
R304	RCFT-E182J-000	RESISTOR-CARBON FILM 1.8Kohm 1/5W 5% T
R305	RCFT-E911J-000	RESISTOR-CARBON FILM 910ohm 1/5W 5% T
R306	RCFT-E202J-000	RESISTOR-CARBON FILM 2Kohm 1/5W 5% T
R307	RCFT-E682J-000	RESISTOR-CARBON FILM 6.8Kohm 1/5W 5% T
R308	RCFT-E390J-000	RESISTOR-CARBON FILM 39ohm 1/5W 5% T
R309	RCFT-E390J-000	RESISTOR-CARBON FILM 39ohm 1/5W 5% T
R310	RCFT-E390J-000	RESISTOR-CARBON FILM 39ohm 1/5W 5% T
R311	RCFT-E390J-000	RESISTOR-CARBON FILM 39ohm 1/5W 5% T
R312	RCFT-E243J-000	RESISTOR-CARBON FILM 24Kohm 1/5W 5% T
R313	RCFT-E333J-000	RESISTOR-CARBON FILM 33Kohm 1/5W 5% T
R314	RCFT-E103J-000	RESISTOR-CARBON FILM 10Kohm 1/5W 5% T
R315	RCFT-E151J-000	RESISTOR-CARBON FILM 150ohm 1/5W 5% T
R316	RCFT-E680J-000	RESISTOR-CARBON FILM 68ohm 1/5W 5% T
R317	RCFT-E150J-000	RESISTOR-CARBON FILM 15ohm 1/5W 5% T
R318	RCFT-E150J-000	RESISTOR-CARBON FILM 15ohm 1/5W 5% T
R319	RCFT-E102J-000	RESISTOR-CARBON FILM 1Kohm 1/5W 5% T
R320	RCFT-E333J-000	RESISTOR-CARBON FILM 33Kohm 1/5W 5% T
R321	RCFT-E681J-000	RESISTOR-CARBON FILM 680ohm 1/5W 5% T
R322	RCFT-E751J-000	RESISTOR-CARBON FILM 750ohm 1/5W 5% T
R323	RCFT-E751J-000	RESISTOR-CARBON FILM 750ohm 1/5W 5% T
R324	RCFT-E561J-000	RESISTOR-CARBON FILM 560ohm 1/5W 5% T
R325	RCFT-E561J-000	RESISTOR-CARBON FILM 560ohm 1/5W 5% T
R326	RCFT-E182J-000	RESISTOR-CARBON FILM 1.8Kohm 1/5W 5% T
R327	RCFT-E561J-000	RESISTOR-CARBON FILM 560ohm 1/5W 5% T
R328	RCFT-E561J-000	RESISTOR-CARBON FILM 560ohm 1/5W 5% T
R329	RCFT-E561J-000	RESISTOR-CARBON FILM 560ohm 1/5W 5% T

<i>Ref. No.</i>	<i>Part No.</i>	<i>Description</i>
<b>ASS'Y-AMP PCB</b>		
<b>RESISTORS</b>		
R330	RCFT-E333J-000	RESISTOR-CARBON FILM 33Kohm 1/5W 5% T
R331	RCFT-E561J-000	RESISTOR-CARBON FILM 560ohm 1/5W 5% T
R332	RCFT-E472J-000	RESISTOR-CARBON FILM 4.7Kohm 1/5W 5% T
R333	RCFT-E223J-000	RESISTOR-CARBON FILM 22Kohm 1/5W 5% T
R334	RCFT-E122J-000	RESISTOR-CARBON FILM 1.2Kohm 1/5W 5% T
R335	RCFT-E223J-000	RESISTOR-CARBON FILM 22Kohm 1/5W 5% T
R336	RCFT-E821J-000	RESISTOR-CARBON FILM 820ohm 1/5W 5% T
R337	RCFT-E821J-000	RESISTOR-CARBON FILM 820ohm 1/5W 5% T
R338	RCFT-E820J-000	RESISTOR-CARBON FILM 82ohm 1/5W 5% T
R339	RCFT-E820J-000	RESISTOR-CARBON FILM 82ohm 1/5W 5% T
R340	RCFT-E820J-000	RESISTOR-CARBON FILM 82ohm 1/5W 5% T
R341	RCFT-E182J-000	RESISTOR-CARBON FILM 1.8Kohm 1/5W 5% T
R342	RCFT-E911J-000	RESISTOR-CARBON FILM 910ohm 1/5W 5% T
R343	RCFT-E202J-000	RESISTOR-CARBON FILM 2Kohm 1/5W 5% T
R344	RCFT-E682J-000	RESISTOR-CARBON FILM 6.8Kohm 1/5W 5% T
R345	RCFT-E390J-000	RESISTOR-CARBON FILM 39ohm 1/5W 5% T
R346	RCFT-E390J-000	RESISTOR-CARBON FILM 39ohm 1/5W 5% T
R347	RCFT-E390J-000	RESISTOR-CARBON FILM 39ohm 1/5W 5% T
R348	RCFT-E390J-000	RESISTOR-CARBON FILM 39ohm 1/5W 5% T
R349	RCFT-E243J-000	RESISTOR-CARBON FILM 24Kohm 1/5W 5% T
R350	RCFT-E333J-000	RESISTOR-CARBON FILM 33Kohm 1/5W 5% T
R351	RCFT-E103J-000	RESISTOR-CARBON FILM 10Kohm 1/5W 5% T
R352	RCFT-E151J-000	RESISTOR-CARBON FILM 150ohm 1/5W 5% T
R353	RCFT-E680J-000	RESISTOR-CARBON FILM 68ohm 1/5W 5% T
R354	RCFT-E150J-000	RESISTOR-CARBON FILM 15ohm 1/5W 5% T
R355	RCFT-E150J-000	RESISTOR-CARBON FILM 15ohm 1/5W 5% T
R356	RCFT-E102J-000	RESISTOR-CARBON FILM 1Kohm 1/5W 5% T
R357	RCFT-E333J-000	RESISTOR-CARBON FILM 33Kohm 1/5W 5% T
R358	RCFT-E681J-000	RESISTOR-CARBON FILM 680ohm 1/5W 5% T
R359	RCFT-E751J-000	RESISTOR-CARBON FILM 750ohm 1/5W 5% T
R360	RCFT-E751J-000	RESISTOR-CARBON FILM 750ohm 1/5W 5% T
R361	RCFT-E561J-000	RESISTOR-CARBON FILM 560ohm 1/5W 5% T
R362	RCFT-E561J-000	RESISTOR-CARBON FILM 560ohm 1/5W 5% T
R363	RCFT-E182J-000	RESISTOR-CARBON FILM 1.8Kohm 1/5W 5% T
R364	RCFT-E561J-000	RESISTOR-CARBON FILM 560ohm 1/5W 5% T
R365	RCFT-E561J-000	RESISTOR-CARBON FILM 560ohm 1/5W 5% T
R366	RCFT-E561J-000	RESISTOR-CARBON FILM 560ohm 1/5W 5% T
R367	RCFT-E333J-000	RESISTOR-CARBON FILM 33Kohm 1/5W 5% T
R368	RCFT-E561J-000	RESISTOR-CARBON FILM 560ohm 1/5W 5% T
R369	RCFT-E472J-000	RESISTOR-CARBON FILM 4.7Kohm 1/5W 5% T
R370	RCFT-E223J-000	RESISTOR-CARBON FILM 22Kohm 1/5W 5% T
R371	RCFT-E122J-000	RESISTOR-CARBON FILM 1.2Kohm 1/5W 5% T
R372	RCFT-E223J-000	RESISTOR-CARBON FILM 22Kohm 1/5W 5% T
R373	RCFT-E821J-000	RESISTOR-CARBON FILM 820ohm 1/5W 5% T
R374	RCFT-E821J-000	RESISTOR-CARBON FILM 820ohm 1/5W 5% T
R375	RCFT-E820J-000	RESISTOR-CARBON FILM 82ohm 1/5W 5% T
R376	RCFT-E820J-000	RESISTOR-CARBON FILM 82ohm 1/5W 5% T
R377	RCFT-E820J-000	RESISTOR-CARBON FILM 82ohm 1/5W 5% T
R378	RCFT-E182J-000	RESISTOR-CARBON FILM 1.8Kohm 1/5W 5% T
R379	RCFT-E911J-000	RESISTOR-CARBON FILM 910ohm 1/5W 5% T
R380	RCFT-E202J-000	RESISTOR-CARBON FILM 2Kohm 1/5W 5% T
R381	RCFT-E682J-000	RESISTOR-CARBON FILM 6.8Kohm 1/5W 5% T
R382	RCFT-E390J-000	RESISTOR-CARBON FILM 39ohm 1/5W 5% T
R383	RCFT-E390J-000	RESISTOR-CARBON FILM 39ohm 1/5W 5% T
R384	RCFT-E390J-000	RESISTOR-CARBON FILM 39ohm 1/5W 5% T
R385	RCFT-E390J-000	RESISTOR-CARBON FILM 39ohm 1/5W 5% T
R386	RCFT-E243J-000	RESISTOR-CARBON FILM 24Kohm 1/5W 5% T
R387	RMOR-H470J-0C0	RESISTOR-METAL OXIDE 47ohm 1W 5% ERG(X)1SJ470E
R388	RMOR-H470J-0C0	RESISTOR-METAL OXIDE 47ohm 1W 5% ERG(X)1SJ470E
R389	RMOR-H470J-0C0	RESISTOR-METAL OXIDE 47ohm 1W 5% ERG(X)1SJ470E
R390	RMOR-H470J-0C0	RESISTOR-METAL OXIDE 47ohm 1W 5% ERG(X)1SJ470E
R391	RMOR-H470J-0C0	RESISTOR-METAL OXIDE 47ohm 1W 5% ERG(X)1SJ470E
R392	RMOR-H470J-0C0	RESISTOR-METAL OXIDE 47ohm 1W 5% ERG(X)1SJ470E
R393	RMOR-H470J-0C0	RESISTOR-METAL OXIDE 47ohm 1W 5% ERG(X)1SJ470E
R394	RMOR-H470J-0C0	RESISTOR-METAL OXIDE 47ohm 1W 5% ERG(X)1SJ470E
R395	RMOR-H470J-0C0	RESISTOR-METAL OXIDE 47ohm 1W 5% ERG(X)1SJ470E
R396	RMOR-H470J-0C0	RESISTOR-METAL OXIDE 47ohm 1W 5% ERG(X)1SJ470E
MPR201	RMFT-LR27J-0J0	RESISTOR-METAL PLATE 0.27ohm 5W 5% MPR
MPR202	RMFT-LR27J-0J0	RESISTOR-METAL PLATE 0.27ohm 5W 5% MPR
MPR203	RMFT-LR27J-0J0	RESISTOR-METAL PLATE 0.27ohm 5W 5% MPR
MPR204	RMFT-LR27J-0J0	RESISTOR-METAL PLATE 0.27ohm 5W 5% MPR
MPR205	RMFT-LR27J-0J0	RESISTOR-METAL PLATE 0.27ohm 5W 5% MPR

Ref. No.	Part No.	Description		
<b>ASS'Y-AMP PCB</b>				
<b>TRANSISTORS</b>				
Q201	TRTA-0011G-SD0	TRANSISTOR P-H FREQ	KTA1268-GR	TO92
Q202	TRTA-0011G-SD0	TRANSISTOR P-H FREQ	KTA1268-GR	TO92
Q203	TRTA-0011G-SD0	TRANSISTOR P-H FREQ	KTA1268-GR	TO92
Q204	TRTA-0011G-SD0	TRANSISTOR P-H FREQ	KTA1268-GR	TO92
Q205	TRTC-0015G-SD0	TRANSISTOR N-H FREQ	KTC3200-GR	TO92
Q206	TRTC-0015G-SD0	TRANSISTOR N-H FREQ	KTC3200-GR	TO92
Q207	TRTA-0011G-SD0	TRANSISTOR P-H FREQ	KTA1268-GR	TO92
Q208	TRTA-0013Y-SD0	TRANSISTOR N-H FREQ	KTA1024-Y	
Q210	TRTC-0087Y-SD0	TRANSISTOR N-H FREQ	KTC3206-Y	TO92L
Q211	TRSC-01540-SJ0	TRANSISTOR N-H FREQ	2SC4883A	
Q212	TRSA-01450-SJ0	TRANSISTOR N-H FREQ	2SA1859A	
Q215	TRTC-0015G-SD0	TRANSISTOR N-H FREQ	KTC3200-GR	TO92
Q216	TRTA-0011G-SD0	TRANSISTOR P-H FREQ	KTA1268-GR	TO92
Q217	TRTA-0011G-SD0	TRANSISTOR P-H FREQ	KTA1268-GR	TO92
Q218	TRTA-0011G-SD0	TRANSISTOR P-H FREQ	KTA1268-GR	TO92
Q219	TRTA-0011G-SD0	TRANSISTOR P-H FREQ	KTA1268-GR	TO92
Q220	TRTC-0015G-SD0	TRANSISTOR N-H FREQ	KTC3200-GR	TO92
Q221	TRTC-0015G-SD0	TRANSISTOR N-H FREQ	KTC3200-GR	TO92
Q222	TRTA-0011G-SD0	TRANSISTOR P-H FREQ	KTA1268-GR	TO92
Q223	TRTA-0013Y-SD0	TRANSISTOR N-H FREQ	KTA1024-Y	
Q225	TRTC-0087Y-SD0	TRANSISTOR N-H FREQ	KTC3206-Y	TO92L
Q226	TRSC-01540-SJ0	TRANSISTOR N-H FREQ	2SC4883A	
Q227	TRSA-01450-SJ0	TRANSISTOR N-H FREQ	2SA1859A	
Q230	TRTC-0015G-SD0	TRANSISTOR N-H FREQ	KTC3200-GR	TO92
Q231	TRTA-0011G-SD0	TRANSISTOR P-H FREQ	KTA1268-GR	TO92
Q232	TRTA-0011G-SD0	TRANSISTOR P-H FREQ	KTA1268-GR	TO92
Q233	TRTA-0011G-SD0	TRANSISTOR P-H FREQ	KTA1268-GR	TO92
Q234	TRTA-0011G-SD0	TRANSISTOR P-H FREQ	KTA1268-GR	TO92
Q235	TRTC-0015G-SD0	TRANSISTOR N-H FREQ	KTC3200-GR	TO92
Q236	TRTC-0015G-SD0	TRANSISTOR N-H FREQ	KTC3200-GR	TO92
Q237	TRTA-0011G-SD0	TRANSISTOR P-H FREQ	KTA1268-GR	TO92
Q238	TRTA-0013Y-SD0	TRANSISTOR N-H FREQ	KTA1024-Y	
Q240	TRTC-0087Y-SD0	TRANSISTOR N-H FREQ	KTC3206-Y	TO92L
Q241	TRSC-01540-SJ0	TRANSISTOR N-H FREQ	2SC4883A	
Q242	TRSA-01450-SJ0	TRANSISTOR N-H FREQ	2SA1859A	
Q245	TRTC-0015G-SD0	TRANSISTOR N-H FREQ	KTC3200-GR	TO92
Q246	TRTA-0011G-SD0	TRANSISTOR P-H FREQ	KTA1268-GR	TO92
Q247	TRTA-0011G-SD0	TRANSISTOR P-H FREQ	KTA1268-GR	TO92
Q248	TRTA-0011G-SD0	TRANSISTOR P-H FREQ	KTA1268-GR	TO92
Q249	TRTA-0011G-SD0	TRANSISTOR P-H FREQ	KTA1268-GR	TO92
Q250	TRTC-0015G-SD0	TRANSISTOR N-H FREQ	KTC3200-GR	TO92
Q251	TRTC-0015G-SD0	TRANSISTOR N-H FREQ	KTC3200-GR	TO92
Q252	TRTA-0011G-SD0	TRANSISTOR P-H FREQ	KTA1268-GR	TO92
Q253	TRTA-0013Y-SD0	TRANSISTOR N-H FREQ	KTA1024-Y	
Q255	TRTC-0087Y-SD0	TRANSISTOR N-H FREQ	KTC3206-Y	TO92L
Q256	TRSC-01540-SJ0	TRANSISTOR N-H FREQ	2SC4883A	
Q257	TRSA-01450-SJ0	TRANSISTOR N-H FREQ	2SA1859A	
Q260	TRTC-0015G-SD0	TRANSISTOR N-H FREQ	KTC3200-GR	TO92
Q261	TRTA-0011G-SD0	TRANSISTOR P-H FREQ	KTA1268-GR	TO92
Q262	TRTA-0011G-SD0	TRANSISTOR P-H FREQ	KTA1268-GR	TO92
Q263	TRTA-0011G-SD0	TRANSISTOR P-H FREQ	KTA1268-GR	TO92
Q264	TRTA-0011G-SD0	TRANSISTOR P-H FREQ	KTA1268-GR	TO92
Q265	TRTC-0015G-SD0	TRANSISTOR N-H FREQ	KTC3200-GR	TO92
Q266	TRTC-0015G-SD0	TRANSISTOR N-H FREQ	KTC3200-GR	TO92
Q267	TRTA-0011G-SD0	TRANSISTOR P-H FREQ	KTA1268-GR	TO92
Q268	TRTA-0013Y-SD0	TRANSISTOR N-H FREQ	KTA1024-Y	
Q270	TRTC-0087Y-SD0	TRANSISTOR N-H FREQ	KTC3206-Y	TO92L
Q271	TRSC-01540-SJ0	TRANSISTOR N-H FREQ	2SC4883A	
Q272	TRSA-01450-SJ0	TRANSISTOR N-H FREQ	2SA1859A	
Q275	TRTC-0015G-SD0	TRANSISTOR N-H FREQ	KTC3200-GR	TO92
Q276	TRTC-01700-SD0	TRANSISTOR N-H FREQ	KRC107M W/RESIST	TO92M
<b>WIRE-ASS'Y</b>				
	U610-5M423-200	WIRE-ASS'Y	UL1007#20 GRN-230 6P	
	U810-7M413-200	WIRE-ASS'Y	UL1007#20 VIT-130 8P	
	UM08-A1021-000	WIRE-ASS'Y	1533#28 1007#26 GRY-420	
	U508-4M713-250	WIRE-ASS'Y	UL1007#26 YEL-130 5P	

Ref. No.	Part No.	Description	
<b>ASS'Y-FRONT PCB</b>			
<b>CAPACITORS</b>			
C401	CCAT-J473Z-AAF	CAPACITOR CERAMIC	0.047uF Z 50V F T
C402	CCAT-J473Z-AAF	CAPACITOR CERAMIC	0.047uF Z 50V F T
C404	CCAT-F103Z-AAF	CAPACITOR CERAMIC	0.01uF Z 25V F T
C405	CEET-J100M-CI0	CAPACITOR E/ALUMINUM	10uF M 50V 5x11 T
C408	CCAT-J470J-AAZ	CAPACITOR CERAMIC	47PF J 50V SL T
C409	CEET-F470M-CI0	CAPACITOR E/ALUMINUM	47uF M 25V 5x11 T
C410	CCAT-J104Z-AAF	CAPACITOR CERAMIC	0.1uF Z 50V F T
C411	CCAT-J104Z-AAF	CAPACITOR CERAMIC	0.1uF Z 50V F T
C412	CEGS-B104Z-BK0	CAPACITOR E/DO LAYER	0.1F Z 5.5V EECS0HD104V
C413	CCAT-J104Z-AAF	CAPACITOR CERAMIC	0.1uF Z 50V F T
C415	CEET-J1R0M-CI0	CAPACITOR E/ALUMINUM	1.0uF M 50V 5x11 T
C416	CCAT-J104Z-AAF	CAPACITOR CERAMIC	0.1uF Z 50V F T
C417	CCAT-J102K-AAB	CAPACITOR CERAMIC	1000PF K 50V B T
C418	CCAT-J102K-AAB	CAPACITOR CERAMIC	1000PF K 50V B T
C419	CCAT-J101K-AAB	CAPACITOR CERAMIC	100PF K 50V B T
C455	CEET-F330M-CI0	CAPACITOR E/ALUMINUM	33uF M 25V 5x11 T
C456	CCAT-J104Z-AAF	CAPACITOR CERAMIC	0.1uF Z 50V F T
C457	CCAT-J104Z-AAF	CAPACITOR CERAMIC	0.1uF Z 50V F T
C458	CCAT-J104Z-AAF	CAPACITOR CERAMIC	0.1uF Z 50V F T
<b>DIODES</b>			
D401	DDTZ-G075B-SO0	DIODE ZENER	MTZ7.5B 7.07-7.45 D040 T
D402	DDTS-00070-SO0	DIODE-SI	1SS133 (40V 0.11A) DO-40 T
D403	DDTS-00070-SO0	DIODE-SI	1SS133 (40V 0.11A) DO-40 T
D404	DDTS-00070-SO0	DIODE-SI	1SS133 (40V 0.11A) DO-40 T
D405	DDTS-00070-SO0	DIODE-SI	1SS133 (40V 0.11A) DO-40 T
D406	DDTS-00070-SO0	DIODE-SI	1SS133 (40V 0.11A) DO-40 T
D407	DDTS-00070-SO0	DIODE-SI	1SS133 (40V 0.11A) DO-40 T
D408	DDTS-00070-SO0	DIODE-SI	1SS133 (40V 0.11A) DO-40 T
D409	DDTS-00070-SO0	DIODE-SI	1SS133 (40V 0.11A) DO-40 T
D410	DDTS-00070-SO0	DIODE-SI	1SS133 (40V 0.11A) DO-40 T
D411	DDTS-00070-SO0	DIODE-SI	1SS133 (40V 0.11A) DO-40 T
D412	DDTS-00070-SO0	DIODE-SI	1SS133 (40V 0.11A) DO-40 T
D413	DDTS-00070-SO0	DIODE-SI	1SS133 (40V 0.11A) DO-40 T
FL401	DPFL-00700-00P	FLT	CM1917D
LED401	DPLE-00201-RR0	DISPLAY-LED	SR3511 RED 5mm TAPPING
<b>INTEGRATED CIRCUITS</b>			
IC401	ICMP-03660-S20	IC UCOMPUTER	UPD780206GF-063-3BA
IC402	ICCM-01500-SB0	IC MEMORY LSI	BR24C04-W DIP8
IC403	ICRG-00650-SD0	VOLTAGE DETECTOR	KIA7035P 3.5V TO-92
IC404	ICHY-00370-U80	IC REMOTE RECEIVER	HI-M602H0
IC405	ICOP-00210-SD0	IC RESET	KIA7042P/F 4.2V TO-92
<b>CONNECTORS</b>			
CW402	KNCW-00160-4S9	CONNECTOR-WAFER	53015-0410 2mm-WHT
CN401	KNCW-01760-30A	CARD CABLE WAFER	6216-30PRA
CN404	KNCW-00160-5S9	CONNECTOR-WAFER	53015-0510 2mm-WHT
X401	KTRE-00171-042	RESONATOR	CST4.19MGW-TF01
	MRAG-13230-004	CUSHION-A	EVA T=5.5
	MRAG-13240-004	CUSHION-A	EVA T=10.5
PCB1	PCSR-05040-11B	PCB-SINGLE	A1R-504 330x247x1.6t
<b>RESISTORS</b>			
R401	RCFT-E101J-000	RESISTOR-CARBON FILM	100ohm 1/5W 5% T
R402	RCFT-E101J-000	RESISTOR-CARBON FILM	100ohm 1/5W 5% T
R403	RCFT-E333J-000	RESISTOR-CARBON FILM	33Kohm 1/5W 5% T
R404	RCFT-E561J-000	RESISTOR-CARBON FILM	560ohm 1/5W 5% T
R405	RCFT-E271J-000	RESISTOR-CARBON FILM	270ohm 1/5W 5% T
R406	RCFT-E271J-000	RESISTOR-CARBON FILM	270ohm 1/5W 5% T
R407	RCFT-E100J-000	RESISTOR-CARBON FILM	10ohm 1/5W 5% T
R408	RCFT-E472J-000	RESISTOR-CARBON FILM	4.7Kohm 1/5W 5% T
R410	RCFT-E223J-000	RESISTOR-CARBON FILM	22Kohm 1/5W 5% T
R411	RCFT-E102J-000	RESISTOR-CARBON FILM	1Kohm 1/5W 5% T
R412	RCFT-E103J-000	RESISTOR-CARBON FILM	10Kohm 1/5W 5% T
R413	RCFT-E104J-000	RESISTOR-CARBON FILM	100Kohm 1/5W 5% T
R414	RCFT-E105J-000	RESISTOR-CARBON FILM	1Mohm 1/5W 5% T
R415	RCFT-E4R7J-000	RESISTOR-CARBON FILM	4.7ohm 1/5W 5% T
R416	RCFT-E223J-000	RESISTOR-CARBON FILM	22Kohm 1/5W 5% T
R417	RCFT-E223J-000	RESISTOR-CARBON FILM	22Kohm 1/5W 5% T
R418	RCFT-E223J-000	RESISTOR-CARBON FILM	22Kohm 1/5W 5% T
R419	RCFT-E223J-000	RESISTOR-CARBON FILM	22Kohm 1/5W 5% T
R420	RCFT-E223J-000	RESISTOR-CARBON FILM	22Kohm 1/5W 5% T

<b>Ref. No.</b>	<b>Part No.</b>	<b>Description</b>	
<b>ASS'Y-FRONT PCB</b>			
<b>RESISTORS</b>			
R421	RCFT-E472J-000	RESISTOR-CARBON FILM	4.7Kohm 1/5W 5% T
R422	RCFT-E472J-000	RESISTOR-CARBON FILM	4.7Kohm 1/5W 5% T
R423	RCFT-E472J-000	RESISTOR-CARBON FILM	4.7Kohm 1/5W 5% T
R424	RCFT-E472J-000	RESISTOR-CARBON FILM	4.7Kohm 1/5W 5% T
R425	RCFT-E472J-000	RESISTOR-CARBON FILM	4.7Kohm 1/5W 5% T
R426	RCFT-E472J-000	RESISTOR-CARBON FILM	4.7Kohm 1/5W 5% T
R427	RCFT-E472J-000	RESISTOR-CARBON FILM	4.7Kohm 1/5W 5% T
R428	RCFT-E472J-000	RESISTOR-CARBON FILM	4.7Kohm 1/5W 5% T
R429	RCFT-E472J-000	RESISTOR-CARBON FILM	4.7Kohm 1/5W 5% T
R430	RCFT-E472J-000	RESISTOR-CARBON FILM	4.7Kohm 1/5W 5% T
R431	RCFT-E104J-000	RESISTOR-CARBON FILM	100Kohm 1/5W 5% T
R432	RCFT-E102J-000	RESISTOR-CARBON FILM	1Kohm 1/5W 5% T
R435	RCFT-E104J-000	RESISTOR-CARBON FILM	100Kohm 1/5W 5% T
R436	RCFT-E104J-000	RESISTOR-CARBON FILM	100Kohm 1/5W 5% T
R437	RCFT-E104J-000	RESISTOR-CARBON FILM	100Kohm 1/5W 5% T
R438	RCFT-E104J-000	RESISTOR-CARBON FILM	100Kohm 1/5W 5% T
R439	RCFT-E104J-000	RESISTOR-CARBON FILM	100Kohm 1/5W 5% T
R441	RCFT-E222J-000	RESISTOR-CARBON FILM	2.2Kohm 1/5W 5% T
R442	RCFT-E222J-000	RESISTOR-CARBON FILM	2.2Kohm 1/5W 5% T
R471	RCFT-E471J-000	RESISTOR-CARBON FILM	470ohm 1/5W 5% T
R472	RCFT-E471J-000	RESISTOR-CARBON FILM	470ohm 1/5W 5% T
R473	RCFT-E104J-000	RESISTOR-CARBON FILM	100Kohm 1/5W 5% T
R474	RCFT-E104J-000	RESISTOR-CARBON FILM	100Kohm 1/5W 5% T
R475	RCFT-E221J-000	RESISTOR-CARBON FILM	220ohm 1/5W 5% T
R476	RCFT-E750J-000	RESISTOR-CARBON FILM	75ohm 1/5W 5% T
R477	RCFT-E104J-000	RESISTOR-CARBON FILM	100Kohm 1/5W 5% T
<b>MISCELLANEOUS</b>			
JK401	SKRC-00380-031	SOCKET-RCA	JK0300081G
<b>SWITCHES</b>			
SW401	SWTA-00220-060	SWITCH-TACT	SKHV10910(A) 12V 50mA
SW402	SWTA-00220-060	SWITCH-TACT	SKHV10910(A) 12V 50mA
SW403	SWTA-00220-060	SWITCH-TACT	SKHV10910(A) 12V 50mA
SW404	SWTA-00220-060	SWITCH-TACT	SKHV10910(A) 12V 50mA
SW405	SWTA-00220-060	SWITCH-TACT	SKHV10910(A) 12V 50mA
SW406	SWTA-00220-060	SWITCH-TACT	SKHV10910(A) 12V 50mA
SW407	SWTA-00220-060	SWITCH-TACT	SKHV10910(A) 12V 50mA
SW409	SWTA-00220-060	SWITCH-TACT	SKHV10910(A) 12V 50mA
SW410	SWTA-00220-060	SWITCH-TACT	SKHV10910(A) 12V 50mA
SW411	SWTA-00220-060	SWITCH-TACT	SKHV10910(A) 12V 50mA
SW412	SWTA-00220-060	SWITCH-TACT	SKHV10910(A) 12V 50mA
SW413	SWTA-00220-060	SWITCH-TACT	SKHV10910(A) 12V 50mA
SW414	SWTA-00220-060	SWITCH-TACT	SKHV10910(A) 12V 50mA
SW415	SWTA-00220-060	SWITCH-TACT	SKHV10910(A) 12V 50mA
SW416	SWTA-00220-060	SWITCH-TACT	SKHV10910(A) 12V 50mA
SW418	SWTA-00220-060	SWITCH-TACT	SKHV10910(A) 12V 50mA
SW419	SWTA-00220-060	SWITCH-TACT	SKHV10910(A) 12V 50mA
SW420	SWTA-00220-060	SWITCH-TACT	SKHV10910(A) 12V 50mA
SW421	SWTA-00220-060	SWITCH-TACT	SKHV10910(A) 12V 50mA
SW422	SWTA-00220-060	SWITCH-TACT	SKHV10910(A) 12V 50mA
SW423	SWTA-00220-060	SWITCH-TACT	SKHV10910(A) 12V 50mA
SW427	SWTA-00220-060	SWITCH-TACT	SKHV10910(A) 12V 50mA
SW428	SWTA-00220-060	SWITCH-TACT	SKHV10910(A) 12V 50mA
SW429	SWTA-00220-060	SWITCH-TACT	SKHV10910(A) 12V 50mA
SW430	SWTA-00220-060	SWITCH-TACT	SKHV10910(A) 12V 50mA
SW431	SWTA-00220-060	SWITCH-TACT	SKHV10910(A) 12V 50mA
SW432	SWTA-00220-060	SWITCH-TACT	SKHV10910(A) 12V 50mA
SW435	SWTA-00220-060	SWITCH-TACT	SKHV10910(A) 12V 50mA
SW436	SWTA-00220-060	SWITCH-TACT	SKHV10910(A) 12V 50mA
<b>TRANSISTORS</b>			
Q401	TRTC-01700-SD0	TRANSISTOR N-H FREQ	KRC107M W/RESIST TO92M
Q402	TRTC-01700-SD0	TRANSISTOR N-H FREQ	KRC107M W/RESIST TO92M
Q403	TRTC-01700-SD0	TRANSISTOR N-H FREQ	KRC107M W/RESIST TO92M
Q404	TRTC-0016G-SD0	TRANSISTOR N-H FREQ	KTC3198-GR TO92
Q405	TRTC-0016G-SD0	TRANSISTOR N-H FREQ	KTC3198-GR TO92
Q406	TRTC-01700-SD0	TRANSISTOR N-H FREQ	KRC107M W/RESIST TO92M

Ref. No.	Part No.	Description
<b>ASS'Y-FRONT PCB</b>		
<b>WIRES ASS'Y</b>		
	UM08-61023-000	WIRE-ASS'Y 1007#26,1533#28 BRN-470 6P
	UM58-31022-000	WIRE-ASS'Y 1007#18,1007#28 BLK-310 3P
	U308-2M710-250	WIRE-ASS'Y 1007#26 RED-100
	U408-3M710-250	WIRE-ASS'Y 1007#26 ORG-100 4P
	U910-8M444-200	WIRE-ASS'Y UL1007#26 GRN-440 9P

<b>ASS'Y-INPUT PCB</b>		
<b>CAPACITORS</b>		
C501(AVR200)	CCAT-J101K-AAB	CAPACITOR CERAMIC 100PF K 50V B T
C502(AVR200)	CCAT-J101K-AAB	CAPACITOR CERAMIC 100PF K 50V B T
C503(AVR200)	CCAT-J101K-AAB	CAPACITOR CERAMIC 100PF K 50V B T
C504(AVR200)	CCAT-J101K-AAB	CAPACITOR CERAMIC 100PF K 50V B T
C505(AVR200)	CCAT-J101K-AAB	CAPACITOR CERAMIC 100PF K 50V B T
C506(AVR200)	CCAT-J101K-AAB	CAPACITOR CERAMIC 100PF K 50V B T
C507(AVR200)	CCAT-J101K-AAB	CAPACITOR CERAMIC 100PF K 50V B T
C508(AVR200)	CCAT-J101K-AAB	CAPACITOR CERAMIC 100PF K 50V B T
C509(AVR200)	CCAT-J101K-AAB	CAPACITOR CERAMIC 100PF K 50V B T
C510(AVR200)	CCAT-J101K-AAB	CAPACITOR CERAMIC 100PF K 50V B T
C511(AVR200)	CCAT-J101K-AAB	CAPACITOR CERAMIC 100PF K 50V B T
C512(AVR200)	CCAT-J101K-AAB	CAPACITOR CERAMIC 100PF K 50V B T
C513(AVR200)	CCAT-J101K-AAB	CAPACITOR CERAMIC 100PF K 50V B T
C514(AVR200)	CCAT-J101K-AAB	CAPACITOR CERAMIC 100PF K 50V B T
C515(AVR200)	CCAT-J101K-AAB	CAPACITOR CERAMIC 100PF K 50V B T
C516(AVR200)	CCAT-J101K-AAB	CAPACITOR CERAMIC 100PF K 50V B T
C517(AVR200)	CCAT-J101K-AAB	CAPACITOR CERAMIC 100PF K 50V B T
C518(AVR200)	CCAT-J101K-AAB	CAPACITOR CERAMIC 100PF K 50V B T
C519(AVR200)	CCAT-J101K-AAB	CAPACITOR CERAMIC 100PF K 50V B T
C520(AVR200)	CCAT-J101K-AAB	CAPACITOR CERAMIC 100PF K 50V B T
C521(AVR200)	CCAT-J101K-AAB	CAPACITOR CERAMIC 100PF K 50V B T
C522(AVR200)	CCAT-J101K-AAB	CAPACITOR CERAMIC 100PF K 50V B T
C523(AVR200)	CCAT-J101K-AAB	CAPACITOR CERAMIC 100PF K 50V B T
C524(AVR200)	CCAT-J101K-AAB	CAPACITOR CERAMIC 100PF K 50V B T
C525(AVR200)	CCAT-J101K-AAB	CAPACITOR CERAMIC 100PF K 50V B T
C526(AVR200)	CCAT-J101K-AAB	CAPACITOR CERAMIC 100PF K 50V B T
C527(AVR200)	CCAT-J101K-AAB	CAPACITOR CERAMIC 100PF K 50V B T
C528(AVR200)	CCAT-J101K-AAB	CAPACITOR CERAMIC 100PF K 50V B T
C529	CCAT-J104Z-AAF	CAPACITOR CERAMIC 0.1uF Z 50V F T
C530	CCAT-J104Z-AAF	CAPACITOR CERAMIC 0.1uF Z 50V F T
C531	CCAT-J104Z-AAF	CAPACITOR CERAMIC 0.1uF Z 50V F T
C532	CEET-J1R0M-CI0	CAPACITOR E/ALUMINUM 1.0uF M 50V 5x11 T
C533	CEET-F470M-CI0	CAPACITOR E/ALUMINUM 47uF M 25V 5x11 T
C534	CEET-F470M-CI0	CAPACITOR E/ALUMINUM 47uF M 25V 5x11 T
C535	CCAT-J104Z-AAF	CAPACITOR CERAMIC 0.1uF Z 50V F T
C536	CCAT-J104Z-AAF	CAPACITOR CERAMIC 0.1uF Z 50V F T
C537	CCAT-J101K-AAB	CAPACITOR CERAMIC 100PF K 50V B T
C539	CEET-J4R7M-CI0	CAPACITOR E/ALUMINUM 4.7uF M 50V 5x11 T
C540	CEET-J4R7M-CI0	CAPACITOR E/ALUMINUM 4.7uF M 50V 5x11 T
C541	CEET-F470M-CI0	CAPACITOR E/ALUMINUM 47uF M 25V 5x11 T
C542	CEET-F470M-CI0	CAPACITOR E/ALUMINUM 47uF M 25V 5x11 T
C543	CEET-J4R7M-CI0	CAPACITOR E/ALUMINUM 4.7uF M 50V 5x11 T
C544	CEET-J4R7M-CI0	CAPACITOR E/ALUMINUM 4.7uF M 50V 5x11 T
C545	CEET-J4R7M-CI0	CAPACITOR E/ALUMINUM 4.7uF M 50V 5x11 T
C546	CEET-J4R7M-CI0	CAPACITOR E/ALUMINUM 4.7uF M 50V 5x11 T
C547	CEET-F470M-CI0	CAPACITOR E/ALUMINUM 47uF M 25V 5x11 T
C548	CEET-F470M-CI0	CAPACITOR E/ALUMINUM 47uF M 25V 5x11 T
C549	CEET-F470M-CI0	CAPACITOR E/ALUMINUM 47uF M 25V 5x11 T
C550	CEET-F470M-CI0	CAPACITOR E/ALUMINUM 47uF M 25V 5x11 T
C551	CEET-J4R7M-CI0	CAPACITOR E/ALUMINUM 4.7uF M 50V 5x11 T
C552	CEET-J4R7M-CI0	CAPACITOR E/ALUMINUM 4.7uF M 50V 5x11 T
C553	CEET-F470M-CI0	CAPACITOR E/ALUMINUM 47uF M 25V 5x11 T
C554	CEET-F470M-CI0	CAPACITOR E/ALUMINUM 47uF M 25V 5x11 T
C555	CEET-J4R7M-CI0	CAPACITOR E/ALUMINUM 4.7uF M 50V 5x11 T
C556	CEET-J4R7M-CI0	CAPACITOR E/ALUMINUM 4.7uF M 50V 5x11 T
C557	CEET-J4R7M-CI0	CAPACITOR E/ALUMINUM 4.7uF M 50V 5x11 T
C558	CCAT-J221K-AAB	CAPACITOR CERAMIC 220PF K 50V B T
C559	CEET-J4R7M-CI0	CAPACITOR E/ALUMINUM 4.7uF M 50V 5x11 T
C560	CEET-F470M-CI0	CAPACITOR E/ALUMINUM 47uF M 25V 5x11 T
C561	CEET-F470M-CI0	CAPACITOR E/ALUMINUM 47uF M 25V 5x11 T
C562	CEET-J1R0M-CI0	CAPACITOR E/ALUMINUM 1.0uF M 50V 5x11 T
C563	CEET-F470M-CI0	CAPACITOR E/ALUMINUM 47uF M 25V 5x11 T
C564	CCAT-J104Z-AAF	CAPACITOR CERAMIC 0.1uF Z 50V F T
C565	CCAT-J104Z-AAF	CAPACITOR CERAMIC 0.1uF Z 50V F T



<b>Ref. No.</b>	<b>Part No.</b>	<b>Description</b>			
<b>ASS'Y-INPUT PCB</b>					
<b>CAPACITORS</b>					
C566	CEET-F470M-CI0	CAPACITOR E/ALUMINUM	47uF	M 25V 5x11	T
C567	CCAT-J101K-AAB	CAPACITOR CERAMIC	100PF	K 50V B	T
C569	CEET-G100M-CI0	CAPACITOR E/ALUMINUM	10uF	M 35V 5x11	T
C570	CEET-G100M-CI0	CAPACITOR E/ALUMINUM	10uF	M 35V 5x11	T
C571	CEET-G100M-CI0	CAPACITOR E/ALUMINUM	10uF	M 35V 5x11	T
C572	CEET-G100M-CI0	CAPACITOR E/ALUMINUM	10uF	M 35V 5x11	T
C575	CEET-F470M-CI0	CAPACITOR E/ALUMINUM	47uF	M 25V 5x11	T
C576	CEET-F470M-CI0	CAPACITOR E/ALUMINUM	47uF	M 25V 5x11	T
C577	CCAT-J101K-AAB	CAPACITOR CERAMIC	100PF	K 50V B	T
C578	CCAT-J101K-AAB	CAPACITOR CERAMIC	100PF	K 50V B	T
C579	CEET-J4R7M-CI0	CAPACITOR E/ALUMINUM	4.7uF	M 50V 5x11	T
C580	CEET-J4R7M-CI0	CAPACITOR E/ALUMINUM	4.7uF	M 50V 5x11	T
C581	CEET-F470M-CI0	CAPACITOR E/ALUMINUM	47uF	M 25V 5x11	T
C582	CEET-F470M-CI0	CAPACITOR E/ALUMINUM	47uF	M 25V 5x11	T
C583	CEET-JR47M-CI0	CAPACITOR E/ALUMINUM	0.47uF	M 50V 5x11	T
<b>DIODES</b>					
D501	DDTS-00070-SO0	DIODE-SI	1SS133	(40V 0.11A) DO-40	T
D502	DDTS-00070-SO0	DIODE-SI	1SS133	(40V 0.11A) DO-40	T
<b>INTEGRATED CIRCUITS</b>					
IC501	ICDG-00260-S10	IC FUNCTION SELECTOR	LC7821	DIP30S	
IC502	ICOP-00133-TI0	I.C OP AMP	NJM4558DD		
IC503	ICOP-00133-TI0	I.C OP AMP	NJM4558DD		
IC504	ICOP-00133-TI0	I.C OP AMP	NJM4558DD		
IC505	ICOP-00133-TI0	I.C OP AMP	NJM4558DD		
IC506	ICLN-03590-S10	IC ANALOG FUNCTION	LC78213	DIP30	
IC507	ICOP-00133-TI0	I.C OP AMP	NJM4558DD		
IC508	ICOP-00133-TI0	I.C OP AMP	NJM4558DD		
<b>CONNECTORS</b>					
CN501	KNCW-00240-6T9	CONNECTOR-WAFER	53014-06	2.0mm WHT	
CN502	KNCW-01510-DS9	CONNECTOR-WAFER	35237-1310	2M/M 13P	
CN503	KNCW-01510-ES9	CONNECTOR-WAFER	35237-1410	2M/M 14P	
<b>RESISTORS</b>					
R501	RCFT-E471J-000	RESISTOR-CARBON FILM	470ohm	1/5W 5% T	
R502	RCFT-E471J-000	RESISTOR-CARBON FILM	470ohm	1/5W 5% T	
R503	RCFT-E471J-000	RESISTOR-CARBON FILM	470ohm	1/5W 5% T	
R504	RCFT-E471J-000	RESISTOR-CARBON FILM	470ohm	1/5W 5% T	
R505	RCFT-E471J-000	RESISTOR-CARBON FILM	470ohm	1/5W 5% T	
R506	RCFT-E471J-000	RESISTOR-CARBON FILM	470ohm	1/5W 5% T	
R507	RCFT-E471J-000	RESISTOR-CARBON FILM	470ohm	1/5W 5% T	
R508	RCFT-E471J-000	RESISTOR-CARBON FILM	470ohm	1/5W 5% T	
R509	RCFT-E471J-000	RESISTOR-CARBON FILM	470ohm	1/5W 5% T	
R510	RCFT-E471J-000	RESISTOR-CARBON FILM	470ohm	1/5W 5% T	
R511	RCFT-E471J-000	RESISTOR-CARBON FILM	470ohm	1/5W 5% T	
R512	RCFT-E471J-000	RESISTOR-CARBON FILM	470ohm	1/5W 5% T	
R513	RCFT-E102J-000	RESISTOR-CARBON FILM	1Kohm	1/5W 5% T	
R514	RCFT-E102J-000	RESISTOR-CARBON FILM	1Kohm	1/5W 5% T	
R515	RCFT-E221J-000	RESISTOR-CARBON FILM	220ohm	1/5W 5% T	
R516	RCFT-E221J-000	RESISTOR-CARBON FILM	220ohm	1/5W 5% T	
R517	RCFT-E104J-000	RESISTOR-CARBON FILM	100Kohm	1/5W 5% T	
R518	RCFT-E102J-000	RESISTOR-CARBON FILM	1Kohm	1/5W 5% T	
R519	RCFT-E102J-000	RESISTOR-CARBON FILM	1Kohm	1/5W 5% T	
R520	RCFT-E102J-000	RESISTOR-CARBON FILM	1Kohm	1/5W 5% T	
R521	RCFT-E471J-000	RESISTOR-CARBON FILM	470ohm	1/5W 5% T	
R522	RCFT-E471J-000	RESISTOR-CARBON FILM	470ohm	1/5W 5% T	
R523	RCFT-E104J-000	RESISTOR-CARBON FILM	100Kohm	1/5W 5% T	
R524	RCFT-E104J-000	RESISTOR-CARBON FILM	100Kohm	1/5W 5% T	
R525	RCFT-E221J-000	RESISTOR-CARBON FILM	220ohm	1/5W 5% T	
R526	RCFT-E221J-000	RESISTOR-CARBON FILM	220ohm	1/5W 5% T	
R527	RCFT-E104J-000	RESISTOR-CARBON FILM	100Kohm	1/5W 5% T	
R528	RCFT-E104J-000	RESISTOR-CARBON FILM	100Kohm	1/5W 5% T	
R529	RCFT-E472J-000	RESISTOR-CARBON FILM	4.7Kohm	1/5W 5% T	
R530	RCFT-E472J-000	RESISTOR-CARBON FILM	4.7Kohm	1/5W 5% T	
R531	RCFT-E471J-000	RESISTOR-CARBON FILM	470ohm	1/5W 5% T	
R532	RCFT-E471J-000	RESISTOR-CARBON FILM	470ohm	1/5W 5% T	
R533	RCFT-E104J-000	RESISTOR-CARBON FILM	100Kohm	1/5W 5% T	
R534	RCFT-E104J-000	RESISTOR-CARBON FILM	100Kohm	1/5W 5% T	
R535	RCFT-E221J-000	RESISTOR-CARBON FILM	220ohm	1/5W 5% T	
R536	RCFT-E221J-000	RESISTOR-CARBON FILM	220ohm	1/5W 5% T	
R537	RCFT-E104J-000	RESISTOR-CARBON FILM	100Kohm	1/5W 5% T	

Ref. No.	Part No.	Description	
<b>ASS'Y-INPUT PCB</b>			
<b>RESISTORS</b>			
R538	RCFT-E104J-000	RESISTOR-CARBON FILM	100Kohm 1/5W 5% T
R539	RCFT-E471J-000	RESISTOR-CARBON FILM	470ohm 1/5W 5% T
R540	RCFT-E471J-000	RESISTOR-CARBON FILM	470ohm 1/5W 5% T
R541	RCFT-E104J-000	RESISTOR-CARBON FILM	100Kohm 1/5W 5% T
R542	RCFT-E104J-000	RESISTOR-CARBON FILM	100Kohm 1/5W 5% T
R543	RCFT-E221J-000	RESISTOR-CARBON FILM	220ohm 1/5W 5% T
R544	RCFT-E221J-000	RESISTOR-CARBON FILM	220ohm 1/5W 5% T
R545	RCFT-E104J-000	RESISTOR-CARBON FILM	100Kohm 1/5W 5% T
R546	RCFT-E104J-000	RESISTOR-CARBON FILM	100Kohm 1/5W 5% T
R547	RCFT-E221J-000	RESISTOR-CARBON FILM	220ohm 1/5W 5% T
R548	RCFT-E221J-000	RESISTOR-CARBON FILM	220ohm 1/5W 5% T
R549	RCFT-E471J-000	RESISTOR-CARBON FILM	470ohm 1/5W 5% T
R551	RCFT-E242J-000	RESISTOR-CARBON FILM	2.4Kohm 1/5W 5% T
R552	RCFT-E113J-000	RESISTOR-CARBON FILM	11Kohm 1/5W 5% T
R553	RCFT-E111J-000	RESISTOR-CARBON FILM	110ohm 1/5W 5% T
R554	RCFT-E104J-000	RESISTOR-CARBON FILM	100Kohm 1/5W 5% T
R555	RCFT-E221J-000	RESISTOR-CARBON FILM	220ohm 1/5W 5% T
R556	RCFT-E221J-000	RESISTOR-CARBON FILM	220ohm 1/5W 5% T
R557	RCFT-E221J-000	RESISTOR-CARBON FILM	220ohm 1/5W 5% T
R558	RCFT-E221J-000	RESISTOR-CARBON FILM	220ohm 1/5W 5% T
R559	RCFT-E102J-000	RESISTOR-CARBON FILM	1Kohm 1/5W 5% T
R560	RCFT-E102J-000	RESISTOR-CARBON FILM	1Kohm 1/5W 5% T
R561	RCFT-E102J-000	RESISTOR-CARBON FILM	1Kohm 1/5W 5% T
R562	RCFT-E104J-000	RESISTOR-CARBON FILM	100Kohm 1/5W 5% T
R563	RCFT-E103J-000	RESISTOR-CARBON FILM	10Kohm 1/5W 5% T
R564	RCFT-E103J-000	RESISTOR-CARBON FILM	10Kohm 1/5W 5% T
R565	RCFT-E103J-000	RESISTOR-CARBON FILM	10Kohm 1/5W 5% T
R566	RCFT-E103J-000	RESISTOR-CARBON FILM	10Kohm 1/5W 5% T
R567	RCFT-E682J-000	RESISTOR-CARBON FILM	6.8Kohm 1/5W 5% T
R568	RCFT-E682J-000	RESISTOR-CARBON FILM	6.8Kohm 1/5W 5% T
R569	RCFT-E103J-000	RESISTOR-CARBON FILM	10Kohm 1/5W 5% T
R570	RCFT-E103J-000	RESISTOR-CARBON FILM	10Kohm 1/5W 5% T
R571	RCFT-E470J-000	RESISTOR-CARBON FILM	47ohm 1/5W 5% T
R572	RCFT-E470J-000	RESISTOR-CARBON FILM	47ohm 1/5W 5% T
R573	RCFT-E473J-000	RESISTOR-CARBON FILM	47Kohm 1/5W 5% T
R574	RCFT-E473J-000	RESISTOR-CARBON FILM	47Kohm 1/5W 5% T
R575	RCFT-E302J-000	RESISTOR-CARBON FILM	3Kohm 1/5W 5% T
R576	RCFT-E302J-000	RESISTOR-CARBON FILM	3Kohm 1/5W 5% T
R577	RCFT-E562J-000	RESISTOR-CARBON FILM	5.6Kohm 1/5W 5% T
R578	RCFT-E562J-000	RESISTOR-CARBON FILM	5.6Kohm 1/5W 5% T
R579	RCFT-E470J-000	RESISTOR-CARBON FILM	47ohm 1/5W 5% T
R580	RCFT-E470J-000	RESISTOR-CARBON FILM	47ohm 1/5W 5% T
R581	RCFT-E104J-000	RESISTOR-CARBON FILM	100Kohm 1/5W 5% T
R582	RCFT-E104J-000	RESISTOR-CARBON FILM	100Kohm 1/5W 5% T
<b>MISCELLANEOUS</b>			
JK501	SKRC-00400-041	SOCKET-RCA	JK0400450N
JK502	SKRC-00400-041	SOCKET-RCA	JK0400450N
JK503	SKRC-00420-061	SOCKET-RCA	JK0600460N
<b>TRANSISTORS</b>			
Q501	TRTD-00200-SD0	TRANSISTOR N-L FREQ	KTD-1302 TO92
Q502	TRTD-00200-SD0	TRANSISTOR N-L FREQ	KTD-1302 TO92
Q503	TRTA-00940-SD0	TRANSISTOR P-H FREQ	KRA107M W/RESIST TO92M

**ASS'Y-PROCESSOR****CAPACITORS**

C801(AVR200)	CCAT-J101K-AAB	CAPACITOR CERAMIC	100PF K 50V B T
C802(AVR200)	CCAT-J101K-AAB	CAPACITOR CERAMIC	100PF K 50V B T
C803	CEET-J4R7M-CI0	CAPACITOR E/ALUMINUM	4.7uF M 50V 5x11 T
C804	CEET-J4R7M-CI0	CAPACITOR E/ALUMINUM	4.7uF M 50V 5x11 T
C805	CCAT-J101K-AAB	CAPACITOR CERAMIC	100PF K 50V B T
C806	CCAT-J101K-AAB	CAPACITOR CERAMIC	100PF K 50V B T
C807	CEET-F470M-CI0	CAPACITOR E/ALUMINUM	47uF M 25V 5x11 T
C808	CEET-F470M-CI0	CAPACITOR E/ALUMINUM	47uF M 25V 5x11 T
C809	CEET-G100M-CI0	CAPACITOR E/ALUMINUM	10uF M 35V 5x11 T
C810	CEET-G100M-CI0	CAPACITOR E/ALUMINUM	10uF M 35V 5x11 T
C811(AVR200)	CCAT-J101K-AAB	CAPACITOR CERAMIC	100PF K 50V B T
C812(AVR200)	CCAT-J101K-AAB	CAPACITOR CERAMIC	100PF K 50V B T
C813	CEET-J4R7M-CI0	CAPACITOR E/ALUMINUM	4.7uF M 50V 5x11 T
C814	CEET-J4R7M-CI0	CAPACITOR E/ALUMINUM	4.7uF M 50V 5x11 T
C815	CCAT-J101K-AAB	CAPACITOR CERAMIC	100PF K 50V B T

Ref. No.	Part No.	Description				
<b>ASSY-PROCESSOR</b>						
<b>CAPACITORS</b>						
C816	CCAT-J101K-AAB	CAPACITOR CERAMIC	100PF	K 50V	B T	
C817	CEET-F470M-CI0	CAPACITOR E/ALUMINUM	47uF	M 25V 5x11		T
C818	CEET-F470M-CI0	CAPACITOR E/ALUMINUM	47uF	M 25V 5x11		T
C819	CEET-G100M-CI0	CAPACITOR E/ALUMINUM	10uF	M 35V 5x11		T
C820	CEET-G100M-CI0	CAPACITOR E/ALUMINUM	10uF	M 35V 5x11		T
C821(AVR200)	CCAT-J101K-AAB	CAPACITOR CERAMIC	100PF	K 50V	B T	
C822(AVR200)	CCAT-J101K-AAB	CAPACITOR CERAMIC	100PF	K 50V	B T	
C823	CEET-J4R7M-CI0	CAPACITOR E/ALUMINUM	4.7uF	M 50V 5x11		T
C824	CEET-J4R7M-CI0	CAPACITOR E/ALUMINUM	4.7uF	M 50V 5x11		T
C825	CCAT-J101K-AAB	CAPACITOR CERAMIC	100PF	K 50V	B T	
C826	CCAT-J101K-AAB	CAPACITOR CERAMIC	100PF	K 50V	B T	
C827	CEET-F470M-CI0	CAPACITOR E/ALUMINUM	47uF	M 25V 5x11		T
C828	CEET-F470M-CI0	CAPACITOR E/ALUMINUM	47uF	M 25V 5x11		T
C829	CEET-G100M-CI0	CAPACITOR E/ALUMINUM	10uF	M 35V 5x11		T
C830	CEET-G100M-CI0	CAPACITOR E/ALUMINUM	10uF	M 35V 5x11		T
C831	CEET-J4R7M-CI0	CAPACITOR E/ALUMINUM	4.7uF	M 50V 5x11		T
C832	CEET-J4R7M-CI0	CAPACITOR E/ALUMINUM	4.7uF	M 50V 5x11		T
C833	CCAT-J101K-AAB	CAPACITOR CERAMIC	100PF	K 50V	B T	
C834	CCAT-J101K-AAB	CAPACITOR CERAMIC	100PF	K 50V	B T	
C835	CEET-F470M-CI0	CAPACITOR E/ALUMINUM	47uF	M 25V 5x11		T
C836	CEET-F470M-CI0	CAPACITOR E/ALUMINUM	47uF	M 25V 5x11		T
C837	CEET-G100M-CI0	CAPACITOR E/ALUMINUM	10uF	M 35V 5x11		T
C838	CEET-G100M-CI0	CAPACITOR E/ALUMINUM	10uF	M 35V 5x11		T
C839	CEET-J4R7M-CI0	CAPACITOR E/ALUMINUM	4.7uF	M 50V 5x11		T
C840	CEET-J4R7M-CI0	CAPACITOR E/ALUMINUM	4.7uF	M 50V 5x11		T
C841	CCAT-J101K-AAB	CAPACITOR CERAMIC	100PF	K 50V	B T	
C842	CCAT-J101K-AAB	CAPACITOR CERAMIC	100PF	K 50V	B T	
C843	CEET-F470M-CI0	CAPACITOR E/ALUMINUM	47uF	M 25V 5x11		T
C844	CEET-F470M-CI0	CAPACITOR E/ALUMINUM	47uF	M 25V 5x11		T
C845	CEET-G100M-CI0	CAPACITOR E/ALUMINUM	10uF	M 35V 5x11		T
C846	CEET-G100M-CI0	CAPACITOR E/ALUMINUM	10uF	M 35V 5x11		T
C847	CEET-J4R7M-CI0	CAPACITOR E/ALUMINUM	4.7uF	M 50V 5x11		T
C848	CEET-J4R7M-CI0	CAPACITOR E/ALUMINUM	4.7uF	M 50V 5x11		T
C849	CCAT-J101K-AAB	CAPACITOR CERAMIC	100PF	K 50V	B T	
C850	CCAT-J101K-AAB	CAPACITOR CERAMIC	100PF	K 50V	B T	
C851	CEET-F470M-CI0	CAPACITOR E/ALUMINUM	47uF	M 25V 5x11		T
C852	CEET-F470M-CI0	CAPACITOR E/ALUMINUM	47uF	M 25V 5x11		T
C853	CEET-G100M-CI0	CAPACITOR E/ALUMINUM	10uF	M 35V 5x11		T
C854	CEET-G100M-CI0	CAPACITOR E/ALUMINUM	10uF	M 35V 5x11		T
C855	CEET-J1R0M-CI0	CAPACITOR E/ALUMINUM	1.0uF	M 50V 5x11		T
C856	CEET-F470M-CI0	CAPACITOR E/ALUMINUM	47uF	M 25V 5x11		T
C857	CCAT-J104Z-AAF	CAPACITOR CERAMIC	0.1uF	Z 50V	F T	
C858	CEET-J4R7M-CI0	CAPACITOR E/ALUMINUM	4.7uF	M 50V 5x11		T
C859	CEET-J4R7M-CI0	CAPACITOR E/ALUMINUM	4.7uF	M 50V 5x11		T
C860	CEET-J4R7M-CI0	CAPACITOR E/ALUMINUM	4.7uF	M 50V 5x11		T
C861	CCAT-J101K-AAB	CAPACITOR CERAMIC	100PF	K 50V	B T	
C862	CEET-F470M-CI0	CAPACITOR E/ALUMINUM	47uF	M 25V 5x11		T
C863	CCAT-J104Z-AAF	CAPACITOR CERAMIC	0.1uF	Z 50V	F T	
C864	CEET-J4R7M-CI0	CAPACITOR E/ALUMINUM	4.7uF	M 50V 5x11		T
C865	CEET-J4R7M-CI0	CAPACITOR E/ALUMINUM	4.7uF	M 50V 5x11		T
C866	CEET-J4R7M-CI0	CAPACITOR E/ALUMINUM	4.7uF	M 50V 5x11		T
C867	CCAT-J104Z-AAF	CAPACITOR CERAMIC	0.1uF	Z 50V	F T	
C868	CCAT-J104Z-AAF	CAPACITOR CERAMIC	0.1uF	Z 50V	F T	
C869	CEET-F470M-CI0	CAPACITOR E/ALUMINUM	47uF	M 25V 5x11		T
C870	CEET-F470M-CI0	CAPACITOR E/ALUMINUM	47uF	M 25V 5x11		T
C871	CCAT-J101K-AAB	CAPACITOR CERAMIC	100PF	K 50V	B T	
C872	CCAT-J101K-AAB	CAPACITOR CERAMIC	100PF	K 50V	B T	
C873	CCAT-J101K-AAB	CAPACITOR CERAMIC	100PF	K 50V	B T	
C874	CEET-J4R7M-CI0	CAPACITOR E/ALUMINUM	4.7uF	M 50V 5x11		T
C875	CEET-J4R7M-CI0	CAPACITOR E/ALUMINUM	4.7uF	M 50V 5x11		T
C876	CEET-F470M-CI0	CAPACITOR E/ALUMINUM	47uF	M 25V 5x11		T
C877	CEET-F470M-CI0	CAPACITOR E/ALUMINUM	47uF	M 25V 5x11		T
C878	CEET-G100M-CI0	CAPACITOR E/ALUMINUM	10uF	M 35V 5x11		T
C879	CEET-G100M-CI0	CAPACITOR E/ALUMINUM	10uF	M 35V 5x11		T
C880	CEET-J4R7M-CI0	CAPACITOR E/ALUMINUM	4.7uF	M 50V 5x11		T
C881	CEET-J4R7M-CI0	CAPACITOR E/ALUMINUM	4.7uF	M 50V 5x11		T
C882	CCAT-J101K-AAB	CAPACITOR CERAMIC	100PF	K 50V	B T	
C883	CCAT-J101K-AAB	CAPACITOR CERAMIC	100PF	K 50V	B T	
C884	CCAT-J470J-AAZ	CAPACITOR CERAMIC	47PF	J 50V	SL T	
C885	CCAT-J470J-AAZ	CAPACITOR CERAMIC	47PF	J 50V	SL T	
C886	CEET-F470M-CI0	CAPACITOR E/ALUMINUM	47uF	M 25V 5x11		T
C887	CEET-F470M-CI0	CAPACITOR E/ALUMINUM	47uF	M 25V 5x11		T
C888	CEET-G100M-CI0	CAPACITOR E/ALUMINUM	10uF	M 35V 5x11		T

<b>Ref. No.</b>	<b>Part No.</b>	<b>Description</b>			
<b>ASSY-PROCESSOR</b>					
<b>CAPACITORS</b>					
C889	CEET-G100M-CI0	CAPACITOR E/ALUMINUM	10uF	M 35V 5x11	T
C890	CEET-J4R7M-CI0	CAPACITOR E/ALUMINUM	4.7uF	M 50V 5x11	T
C891	CEET-J4R7M-CI0	CAPACITOR E/ALUMINUM	4.7uF	M 50V 5x11	T
C892	CCAT-J101K-AAB	CAPACITOR CERAMIC	100PF	K 50V B T	
C893	CCAT-J101K-AAB	CAPACITOR CERAMIC	100PF	K 50V B T	
C894	CCAT-J470J-AAZ	CAPACITOR CERAMIC	47PF	J 50V SL T	
C895	CCAT-J470J-AAZ	CAPACITOR CERAMIC	47PF	J 50V SL T	
C896	CEET-F470M-CI0	CAPACITOR E/ALUMINUM	47uF	M 25V 5x11	T
C897	CEET-F470M-CI0	CAPACITOR E/ALUMINUM	47uF	M 25V 5x11	T
C898	CEET-G100M-CI0	CAPACITOR E/ALUMINUM	10uF	M 35V 5x11	T
C899	CEET-G100M-CI0	CAPACITOR E/ALUMINUM	10uF	M 35V 5x11	T
C900(AVR200)	CCAT-J101K-AAB	CAPACITOR CERAMIC	100PF	K 50V B T	
C901	CCAT-J104Z-AAF	CAPACITOR CERAMIC	0.1uF	Z 50V F T	
C902	CCAT-J104Z-AAF	CAPACITOR CERAMIC	0.1uF	Z 50V F T	
<b>DIODES</b>					
D801	DDTS-00070-SO0	DIODE-SI	1SS133	(40V 0.11A) DO-40 T	
<b>INTEGRATED CIRCUITS</b>					
IC801	ICLN-03590-S10	IC ANALOG FUNCTION	LC78213	DIP30	
IC802	ICLN-03870-SD0	IC	TC9482N		
IC803	ICOP-00136-SG0	IC DUAL OP AMP	NJM4558MD	SOP8	
IC804	ICOP-00136-SG0	IC DUAL OP AMP	NJM4558MD	SOP8	
IC805	ICOP-00136-SG0	IC DUAL OP AMP	NJM4558MD	SOP8	
IC806	ICOP-00136-SG0	IC DUAL OP AMP	NJM4558MD	SOP8	
IC807	ICOP-00136-SG0	IC DUAL OP AMP	NJM4558MD	SOP8	
IC808	ICOP-00136-SG0	IC DUAL OP AMP	NJM4558MD	SOP8	
IC809	ICOP-00136-SG0	IC DUAL OP AMP	NJM4558MD	SOP8	
IC810	ICOP-00136-SG0	IC DUAL OP AMP	NJM4558MD	SOP8	
IC811	ICOP-00136-SG0	IC DUAL OP AMP	NJM4558MD	SOP8	
<b>CONNECTORS</b>					
CN801	KNCW-01510-DS9	CONNECTOR-WAFER	35237-1310	2M/M 13P	
CN802	KNCW-01510-DS9	CONNECTOR-WAFER	35237-1310	2M/M 13P	
CN803	KNCW-00240-AT9	CONNECTOR-WAFER	53014-10	2.0mm WHT	
CN804	KNCW-00240-2T9	CONNECTOR-WAFER	53014-02	2.0mm WHT	
J4	KNCW-00240-2T9	CONNECTOR-WAFER	53014-02	2.0mm WHT	
PCB1	PCSR-05050-11B	PCB-SINGLE	A1R-505	247x247x1.6t	
<b>RESISTORS</b>					
R801	RCFT-E102J-000	RESISTOR-CARBON FILM	1Kohm	1/5W 5% T	
R802	RCFT-E102J-000	RESISTOR-CARBON FILM	1Kohm	1/5W 5% T	
R803	RCFT-E104J-000	RESISTOR-CARBON FILM	100Kohm	1/5W 5% T	
R804	RCFT-E104J-000	RESISTOR-CARBON FILM	100Kohm	1/5W 5% T	
R805	RCFT-E104J-000	RESISTOR-CARBON FILM	100Kohm	1/5W 5% T	
R806	RCFT-E104J-000	RESISTOR-CARBON FILM	100Kohm	1/5W 5% T	
R807	RCFT-E470J-000	RESISTOR-CARBON FILM	47ohm	1/5W 5% T	
R808	RCFT-E470J-000	RESISTOR-CARBON FILM	47ohm	1/5W 5% T	
R809	RCFT-E102J-000	RESISTOR-CARBON FILM	1Kohm	1/5W 5% T	
R810	RCFT-E102J-000	RESISTOR-CARBON FILM	1Kohm	1/5W 5% T	
R811	RCFT-E104J-000	RESISTOR-CARBON FILM	100Kohm	1/5W 5% T	
R812	RCFT-E104J-000	RESISTOR-CARBON FILM	100Kohm	1/5W 5% T	
R813	RCFT-E470J-000	RESISTOR-CARBON FILM	47ohm	1/5W 5% T	
R814	RCFT-E470J-000	RESISTOR-CARBON FILM	47ohm	1/5W 5% T	
R815	RCFT-E104J-000	RESISTOR-CARBON FILM	100Kohm	1/5W 5% T	
R816	RCFT-E104J-000	RESISTOR-CARBON FILM	100Kohm	1/5W 5% T	
R817	RCFT-E102J-000	RESISTOR-CARBON FILM	1Kohm	1/5W 5% T	
R818	RCFT-E102J-000	RESISTOR-CARBON FILM	1Kohm	1/5W 5% T	
R819	RCFT-E104J-000	RESISTOR-CARBON FILM	100Kohm	1/5W 5% T	
R820	RCFT-E104J-000	RESISTOR-CARBON FILM	100Kohm	1/5W 5% T	
R821	RCFT-E104J-000	RESISTOR-CARBON FILM	100Kohm	1/5W 5% T	
R822	RCFT-E104J-000	RESISTOR-CARBON FILM	100Kohm	1/5W 5% T	
R823	RCFT-E470J-000	RESISTOR-CARBON FILM	47ohm	1/5W 5% T	
R824	RCFT-E470J-000	RESISTOR-CARBON FILM	47ohm	1/5W 5% T	
R825	RCFT-E102J-000	RESISTOR-CARBON FILM	1Kohm	1/5W 5% T	
R826	RCFT-E102J-000	RESISTOR-CARBON FILM	1Kohm	1/5W 5% T	
R827	RCFT-E104J-000	RESISTOR-CARBON FILM	100Kohm	1/5W 5% T	
R828	RCFT-E104J-000	RESISTOR-CARBON FILM	100Kohm	1/5W 5% T	
R829	RCFT-E104J-000	RESISTOR-CARBON FILM	100Kohm	1/5W 5% T	
R830	RCFT-E104J-000	RESISTOR-CARBON FILM	100Kohm	1/5W 5% T	
R831	RCFT-E470J-000	RESISTOR-CARBON FILM	47ohm	1/5W 5% T	
R832	RCFT-E470J-000	RESISTOR-CARBON FILM	47ohm	1/5W 5% T	
R833	RCFT-E102J-000	RESISTOR-CARBON FILM	1Kohm	1/5W 5% T	



<b>Ref. No.</b>	<b>Part No.</b>	<b>Description</b>	
<b>ASS'Y-PROCESSOR</b>			
<b>RESISTORS</b>			
R908	RCFT-E104J-000	RESISTOR-CARBON FILM	100Kohm 1/5W 5% T
R909	RCFT-E104J-000	RESISTOR-CARBON FILM	100Kohm 1/5W 5% T
R910	RCFT-E153J-000	RESISTOR-CARBON FILM	15Kohm 1/5W 5% T
R910	RCFT-E392J-000	RESISTOR-CARBON FILM	3.9Kohm 1/5W 5% T
R911	RCFT-E222J-000	RESISTOR-CARBON FILM	2.2Kohm 1/5W 5% T
R912	RCFT-E222J-000	RESISTOR-CARBON FILM	2.2Kohm 1/5W 5% T
R913	RCFT-E153J-000	RESISTOR-CARBON FILM	15Kohm 1/5W 5% T
R914	RCFT-E222J-000	RESISTOR-CARBON FILM	2.2Kohm 1/5W 5% T
R915	RCFT-E222J-000	RESISTOR-CARBON FILM	2.2Kohm 1/5W 5% T
R916	RCFT-E153J-000	RESISTOR-CARBON FILM	15Kohm 1/5W 5% T
R917	RCFT-E222J-000	RESISTOR-CARBON FILM	2.2Kohm 1/5W 5% T
R918	RCFT-E153J-000	RESISTOR-CARBON FILM	15Kohm 1/5W 5% T
R919	RCFT-E222J-000	RESISTOR-CARBON FILM	2.2Kohm 1/5W 5% T
R920	RCFT-E221J-000	RESISTOR-CARBON FILM	220ohm 1/5W 5% T
R921	RCFT-E152J-000	RESISTOR-CARBON FILM	1.5Kohm 1/5W 5% T
R922	RCFT-E152J-000	RESISTOR-CARBON FILM	1.5Kohm 1/5W 5% T
R923	RCFT-E152J-000	RESISTOR-CARBON FILM	1.5Kohm 1/5W 5% T
R924	RCFT-E152J-000	RESISTOR-CARBON FILM	1.5Kohm 1/5W 5% T
R925	RCFT-E392J-000	RESISTOR-CARBON FILM	3.9Kohm 1/5W 5% T
R926	RCFT-E392J-000	RESISTOR-CARBON FILM	3.9Kohm 1/5W 5% T
R927	RCFT-E332J-000	RESISTOR-CARBON FILM	3.3Kohm 1/5W 5% T
R928	RCFT-E332J-000	RESISTOR-CARBON FILM	3.3Kohm 1/5W 5% T
R929	RCFT-E392J-000	RESISTOR-CARBON FILM	3.9Kohm 1/5W 5% T
R930	RCFT-E392J-000	RESISTOR-CARBON FILM	3.9Kohm 1/5W 5% T
R931	RCFT-E332J-000	RESISTOR-CARBON FILM	3.3Kohm 1/5W 5% T
R932	RCFT-E332J-000	RESISTOR-CARBON FILM	3.3Kohm 1/5W 5% T
R933	RCFT-E392J-000	RESISTOR-CARBON FILM	3.9Kohm 1/5W 5% T
R934	RCFT-E392J-000	RESISTOR-CARBON FILM	3.9Kohm 1/5W 5% T
R935	RCFT-E332J-000	RESISTOR-CARBON FILM	3.3Kohm 1/5W 5% T
R936	RCFT-E332J-000	RESISTOR-CARBON FILM	3.3Kohm 1/5W 5% T
R937	RCFT-E392J-000	RESISTOR-CARBON FILM	3.9Kohm 1/5W 5% T
R938	RCFT-E392J-000	RESISTOR-CARBON FILM	3.9Kohm 1/5W 5% T
R939	RCFT-E332J-000	RESISTOR-CARBON FILM	3.3Kohm 1/5W 5% T
R940	RCFT-E332J-000	RESISTOR-CARBON FILM	3.3Kohm 1/5W 5% T
R941	RCFT-E392J-000	RESISTOR-CARBON FILM	3.9Kohm 1/5W 5% T
R942	RCFT-E392J-000	RESISTOR-CARBON FILM	3.9Kohm 1/5W 5% T
R943	RCFT-E332J-000	RESISTOR-CARBON FILM	3.3Kohm 1/5W 5% T
R944	RCFT-E332J-000	RESISTOR-CARBON FILM	3.3Kohm 1/5W 5% T
R945	RCFT-E242J-000	RESISTOR-CARBON FILM	2.4Kohm 1/5W 5% T
R946	RCFT-E242J-000	RESISTOR-CARBON FILM	2.4Kohm 1/5W 5% T
R947	RCFT-E122J-000	RESISTOR-CARBON FILM	1.2Kohm 1/5W 5% T
R948	RCFT-E122J-000	RESISTOR-CARBON FILM	1.2Kohm 1/5W 5% T
R949	RCFT-E102J-000	RESISTOR-CARBON FILM	1Kohm 1/5W 5% T
R950	RCFT-E102J-000	RESISTOR-CARBON FILM	1Kohm 1/5W 5% T
<b>MISCELLANEOUS</b>			
JK801	SKRC-00621-01P	SOCKET-RCA	JC010127BN
JK802	SKRC-00760-060	SOCKET-RCA	JK0600467N
<b>TRANSISTORS</b>			
Q801	TRTC-01700-SD0	TRANSISTOR N-H FREQ	KRC107M W/RESIST TO92M
Q802	TRTC-01700-SD0	TRANSISTOR N-H FREQ	KRC107M W/RESIST TO92M
Q803	TRTC-01700-SD0	TRANSISTOR N-H FREQ	KRC107M W/RESIST TO92M
Q804	TRTC-01700-SD0	TRANSISTOR N-H FREQ	KRC107M W/RESIST TO92M
Q805	TRTA-00940-SD0	TRANSISTOR P-H FREQ	KRA107M W/RESIST TO92M
Q806	TRTA-00940-SD0	TRANSISTOR P-H FREQ	KRA107M W/RESIST TO92M
Q807	TRTA-00940-SD0	TRANSISTOR P-H FREQ	KRA107M W/RESIST TO92M
Q808	TRTA-00940-SD0	TRANSISTOR P-H FREQ	KRA107M W/RESIST TO92M
Q809	TRTD-00200-SD0	TRANSISTOR N-L FREQ	KTD-1302 TO92
Q810	TRTD-00200-SD0	TRANSISTOR N-L FREQ	KTD-1302 TO92
Q811	TRTD-00200-SD0	TRANSISTOR N-L FREQ	KTD-1302 TO92
Q812	TRTD-00200-SD0	TRANSISTOR N-L FREQ	KTD-1302 TO92
Q813	TRTD-00200-SD0	TRANSISTOR N-L FREQ	KTD-1302 TO92
Q814	TRTD-00200-SD0	TRANSISTOR N-L FREQ	KTD-1302 TO92
Q815	TRTC-01700-SD0	TRANSISTOR N-H FREQ	KRC107M W/RESIST TO92M
Q816	TRTC-01700-SD0	TRANSISTOR N-H FREQ	KRC107M W/RESIST TO92M
Q817	TRTC-01700-SD0	TRANSISTOR N-H FREQ	KRC107M W/RESIST TO92M
Q818	TRTC-01700-SD0	TRANSISTOR N-H FREQ	KRC107M W/RESIST TO92M
<b>WIRES-ASS'Y</b>			
	UA08-80810-250	WIRE-ASS'Y	1533#28 GRY-100 10P
	U208-1M720-250	WIRE-ASS'Y	UL1007#26 BRN-200 2P

Ref. No.	Part No.	Description			
<b>ASS'Y-TUNER PCB</b>					
<b>FILTERS</b>					
CF601(AVR200)	BTBP-00140-BPM	FILTER-MICA PRINT	GFMB3-T		
CF602	BTCE-00040-107	FILTER-CERAMIC	SFE10.7MS2-A-TF21		
CF603	BTCE-00040-107	FILTER-CERAMIC	SFE10.7MS2-A-TF21		
CF603(AVR200)	BTCE-00152-107	FILTER-CERAMIC	SFE10.7MJA10H-A-TF21		
CF604	BTCE-00450-045	FILTER-CERAMIC	AHCFM2-450AL		
<b>CAPACITOR</b>					
C601	CEET-F470M-CI0	CAPACITOR E/ALUMINUM	47uF M 25V 5x11	T	
C602	CCCT-J223Z-OFF	CAPACITOR CERAMIC	0.022uF Z 50V F T		
C603	CCCT-J473Z-0JF	CAPACITOR CERAMIC	0.047uF Z 50V F T		
C604	CCTT-J150J-0BC	CAPACITOR CERAMIC	15PF J 50V CH T		
C605	CCCT-J223Z-OFF	CAPACITOR CERAMIC	0.022uF Z 50V F T		
C607	CEET-G100M-CI0	CAPACITOR E/ALUMINUM	10uF M 35V 5x11	T	
C606	CCCT-J223Z-OFF	CAPACITOR CERAMIC	0.022uF Z 50V F T		
C608	CCCT-J223Z-OFF	CAPACITOR CERAMIC	0.022uF Z 50V F T		
C609	CCCT-J223Z-OFF	CAPACITOR CERAMIC	0.022uF Z 50V F T		
C610	CCCT-J223Z-OFF	CAPACITOR CERAMIC	0.022uF Z 50V F T		
C611	CCCT-J223Z-OFF	CAPACITOR CERAMIC	0.022uF Z 50V F T		
C612	CEET-F470M-CI0	CAPACITOR E/ALUMINUM	47uF M 25V 5x11	T	
C613	CCCT-J103Z-0DF	CAPACITOR CERAMIC	0.01uF Z 50V F T		
C614	CCCT-J223Z-OFF	CAPACITOR CERAMIC	0.022uF Z 50V F T		
C615	CCCT-J223Z-OFF	CAPACITOR CERAMIC	0.022uF Z 50V F T		
C616	CCCT-J223Z-OFF	CAPACITOR CERAMIC	0.022uF Z 50V F T		
C617	CEET-J4R7M-CI0	CAPACITOR E/ALUMINUM	4.7uF M 50V 5x11	T	
C618	CEET-F470M-CI0	CAPACITOR E/ALUMINUM	47uF M 25V 5x11	T	
C619	CCCT-J473Z-0JF	CAPACITOR CERAMIC	0.047uF Z 50V F T		
C620	CCAT-J101K-AAB	CAPACITOR CERAMIC	100PF K 50V B T		
C621	CCAT-J101K-AAB	CAPACITOR CERAMIC	100PF K 50V B T		
C622	CEET-F470M-CI0	CAPACITOR E/ALUMINUM	47uF M 25V 5x11	T	
C623	CCCT-J103Z-0DF	CAPACITOR CERAMIC	0.01uF Z 50V F T		
C624	CCTT-J390J-0DC	CAPACITOR CERAMIC	39PF J 50V CH T		
C625	CCTT-J300J-0CC	CAPACITOR CERAMIC	30PF J 50V CH T		
C626	CCAT-J101K-AAB	CAPACITOR CERAMIC	100PF K 50V B T		
C627	CCAT-J101K-AAB	CAPACITOR CERAMIC	100PF K 50V B T		
C628	CCAT-J101K-AAB	CAPACITOR CERAMIC	100PF K 50V B T		
C629	CCAT-J101K-AAB	CAPACITOR CERAMIC	100PF K 50V B T		
C630	CEET-JR47M-CI0	CAPACITOR E/ALUMINUM	0.47uF M 50V 5x11	T	
C631	CEET-J4R7M-CI0	CAPACITOR E/ALUMINUM	4.7uF M 50V 5x11	T	
C632	CEET-J1R0M-CI0	CAPACITOR E/ALUMINUM	1.0uF M 50V 5x11	T	
C633	CEET-J3R3M-CI0	CAPACITOR E/ALUMINUM	3.3uF M 50V 5x11	T	
C634	CCTT-J331J-0FZ	CAPACITOR CERAMIC	330PF J 50V SL T		
C635(AVR200)	CCTT-J820J-0BZ	CAPACITOR CERAMIC	82PF J 50V SL T		
C636	CCCT-J223Z-OFF	CAPACITOR CERAMIC	0.022uF Z 50V F T		
C637	CFMT-N332J-DJ0	CAPACITOR F/POLYESTR	0.0033uF J 100V 5.8x12	T	
C638	CEET-F470M-CI0	CAPACITOR E/ALUMINUM	47uF M 25V 5x11	T	
C639	CCCT-J223Z-OFF	CAPACITOR CERAMIC	0.022uF Z 50V F T		
C640	CCAT-J104Z-AAF	CAPACITOR CERAMIC	0.1uF Z 50V F T		
C641	CCAT-J104Z-AAF	CAPACITOR CERAMIC	0.1uF Z 50V F T		
C642	CCAT-J104Z-AAF	CAPACITOR CERAMIC	0.1uF Z 50V F T		
C643	CEET-J4R7M-CI0	CAPACITOR E/ALUMINUM	4.7uF M 50V 5x11	T	
C644	CEET-J1R0M-CI0	CAPACITOR E/ALUMINUM	1.0uF M 50V 5x11	T	
C645	CEET-E101M-DI0	CAPACITOR E/ALUMINUM	100uF M 16V 6.3x11	T	
C646	CFMT-N393J-FK0	CAPACITOR F/POLYESTR	0.039uF J 100V 8.5x13	T	
C647	CEET-G100M-CI0	CAPACITOR E/ALUMINUM	10uF M 35V 5x11	T	
C648	CEET-G100M-CI0	CAPACITOR E/ALUMINUM	10uF M 35V 5x11	T	
C649(AVR200)	CCTT-J101J-000	CAPACITOR CERAMIC	100PF J 50V SL T		
C650	CEET-J4R7M-CI0	CAPACITOR E/ALUMINUM	4.7uF M 50V 5x11	T	
C651	CCTT-J681J-0BZ	CAPACITOR CERAMIC	680PF J 50V SL T		
C652	CCAT-J561K-AAB	CAPACITOR CERAMIC	560PF K 50V B T		
C652(AVR200)	CCAT-J221K-AAB	CAPACITOR CERAMIC	220PF K50V B T		
C653(AVR200)	CCCT-J104Z-OFF	CAPACITOR CERAMIC	0.1uF Z 50V F T		
C654(AVR200)	CEET-F470M-CI0	CAPACITOR E/ALUMINUM	47uF M 25V 5x11	T	
C655(AVR200)	CCAT-J101K-AAB	CAPACITOR CERAMIC	100PF K 50V B T		
C656(AVR200)	CCAT-J101K-AAB	CAPACITOR CERAMIC	100PF K 50V B T		
C657(AVR200)	CEET-G101M-CI0	CAPACITOR E/ALUMINUM	10uF M 35V 5x11	T	
C658(AVR200)	CCAT-J100J-AAC	CAPACITOR CERAMIC	270PF J 50V C T		
C659(AVR200)	CCTT-J100D-0BC	CAPACITOR CERAMIC	10PF D 50V CH T		
C660(AVR200)	CCTT-J100D-0BC	CAPACITOR CERAMIC	10PF D 50V CH T		
C661	CCCT-J223Z-OFF	CAPACITOR CERAMIC	0.022uF Z 50V F T		
C662	CEET-J1R0M-CI0	CAPACITOR E/ALUMINUM	1.0uF M 50V 5x11	T	
C663	CEET-JR22M-CI0	CAPACITOR E/ALUMINUM	0.22uF M 50V 5x11	T	
C664	CEET-G100M-CI0	CAPACITOR E/ALUMINUM	10uF M 35V 5x11	T	
C665(AVR200)	CCAT-J221K-AAB	CAPACITOR CERAMIC	220PF K50V B T		

Ref. No.	Part No.	Description	
<b>ASS'Y-TUNER PCB</b>			
<b>CAPACITOR</b>			
C665	CCAT-J561K-AAB	CAPACITOR CERAMIC	560PF K 50V B T
C666	CCAT-J680J-AAZ	CAPACITOR CERAMIC	68PF J 50V SL T
C666(AVR200)	CCAT-J100J-AAC	CAPACITOR CERAMIC	10PF J 50V C T
C667(AVR200)	CCAT-J100J-AAC	CAPACITOR CERAMIC	10PF J 50V C T
C667	CCAT-J680J-AAZ	CAPACITOR CERAMIC	68PF J 50V SL T
C668	CEET-J4R7M-CI0	CAPACITOR E/ALUMINUM	4.7uF M 50V 5x11 T
C669	CCAT-J473Z-AAF	CAPACITOR CERAMIC	0.047uF Z 50V F T
C670	CFMT-N223J-EK0	CAPACITOR F/POLYESTR	0.022uF J 100V 7.4x13 T
C671	CFST-O471J-CJ0	CAPACITOR F/STYROL	470PF J 125V 5.5x12 T
<b>DIODES</b>			
VD601	DDSV-00120-S10	DIODE-VVC	SVC321SPA-C2 AM8V DO40S
VD602	DDSV-00120-S10	DIODE-VVC	SVC321SPA-C2 AM8V DO40S
D601	DDTS-00070-SO0	DIODE-SI	1SS133 (40V 0.11A) DO-40 T
ZD601	DDTZ-G051B-SOS	DIODE ZENER	MTZJ5.1B 4.94-5.20 DO34 T
ZD602(AVR200)	DDTZ-G051B-SOS	DIODE ZENER	MTZJ5.1B 4.94-5.20 DO34 T
<b>INTEGRATED CIRCUITS</b>			
IC601	ICLN-03620-S10	IC AM/FM IF	LA1266 DIP24
IC602	ICLN-03680-S10	IC PLL	LC7218JM SOP-24
IC603	ICLN-03610-S10	IC PLL FM MPX	LA3401 DIP22
IC604(AVR200)	ICLN-03630-SR0	IC RDS DEMODULATOR	TDA 7479D SOP16
<b>COILS</b>			
T601	KIML-A0010-E20	COIL-FM MPX FILTER	AMA001 19KHz 10mm-CAN
T602	KIML-A0010-E20	COIL-FM MPX FILTER	AMA001 19KHz 10mm-CAN
T603	KIAO-00460-E20	COIL-AM OSC	AAO046 MW 7mm - CAN
T604	IFFD-00100-E20	IFT-FM DET	AFD010 7mm-CAN
T605	KIAA-00260-E20	COIL-AM IFT	AAA-026 7MC-K502713N4-KR
T606	IFFA-00110-E20	IFT-FM	AFA011 7mm-CAN
T607	KIAT-00530-E20	COIL-AM ANT	AAT053 MW 7mm - CAN
L601(AVR200)	KIOT-4101K-003	COIL-INDUCTOR	100uH K LA 40 T L 02
L602(AVR200)	KIFK-00080-E20	COIL -FM CHOKE	AFK016 A187LY-K5006 20.8mH
<b>CONNECTORS</b>			
TP601	KNCW-01490-2T9	CONNECTOR-WAFER	JE115-AT-02P
TP602	KNCW-01490-2T9	CONNECTOR-WAFER	JE115-AT-02P
TP603	KNCW-01490-2T9	CONNECTOR-WAFER	JE115-AT-02P
CH602	KNCW-01510-ES9	CONNECTOR-WAFER	35237-1410 2M/M 14P
<b>RESISTORS</b>			
R601(AVR200)	RCFT-E104J-000	RESISTOR-CARBON FILM	100Kohm 1/5W 5% T
R602(AVR200)	RCFT-E243J-000	RESISTOR-CARBON FILM	24Kohm 1/5W 5% T
R603	RCFT-E102J-000	RESISTOR-CARBON FILM	1Kohm 1/5W 5% T
R604	RCFT-E104J-000	RESISTOR-CARBON FILM	100Kohm 1/5W 5% T
R605	RCFT-E104J-000	RESISTOR-CARBON FILM	100Kohm 1/5W 5% T
R606	RCFT-E4R7J-000	RESISTOR-CARBON FILM	4.7ohm 1/5W 5% T
R607	RCFT-E331J-000	RESISTOR-CARBON FILM	330ohm 1/5W 5% T
R608	RCFT-E331J-000	RESISTOR-CARBON FILM	330ohm 1/5W 5% T
R609	RCFT-E332J-000	RESISTOR-CARBON FILM	3.3Kohm 1/5W 5% T
R610	RCFT-E561J-000	RESISTOR-CARBON FILM	560ohm 1/5W 5% T
R611	RCFT-E102J-000	RESISTOR-CARBON FILM	1Kohm 1/5W 5% T
R612	RCFT-E122J-000	RESISTOR-CARBON FILM	1.2Kohm 1/5W 5% T
R613	RCFT-E101J-000	RESISTOR-CARBON FILM	100ohm 1/5W 5% T
R614	RCFT-E222J-000	RESISTOR-CARBON FILM	2.2Kohm 1/5W 5% T
R615	RCFT-E221J-000	RESISTOR-CARBON FILM	220ohm 1/5W 5% T
R616	RCFT-E221J-000	RESISTOR-CARBON FILM	220ohm 1/5W 5% T
R617	RCFT-E683J-000	RESISTOR-CARBON FILM	68Kohm 1/5W 5% T
R618	RCFT-E102J-000	RESISTOR-CARBON FILM	1Kohm 1/5W 5% T
R619	RCFT-E271J-000	RESISTOR-CARBON FILM	270ohm 1/5W 5% T
R620	RCFT-E103J-000	RESISTOR-CARBON FILM	10Kohm 1/5W 5% T
R621	RCFT-E361J-000	RESISTOR-CARBON FILM	360ohm 1/5W 5% T
R622	RCFT-E103J-000	RESISTOR-CARBON FILM	10Kohm 1/5W 5% T
R623	RCFT-E472J-000	RESISTOR-CARBON FILM	4.7Kohm 1/5W 5% T
R624	RCFT-E473J-000	RESISTOR-CARBON FILM	47Kohm 1/5W 5% T
R625	RCFT-E103J-000	RESISTOR-CARBON FILM	10Kohm 1/5W 5% T
R626	RCFT-E220J-000	RESISTOR-CARBON FILM	22ohm 1/5W 5% T
R627	RCFT-E273J-000	RESISTOR-CARBON FILM	27Kohm 1/5W 5% T
R628	RCFT-E182J-000	RESISTOR-CARBON FILM	1.8Kohm 1/5W 5% T
R629	RCFT-E101J-000	RESISTOR-CARBON FILM	100ohm 1/5W 5% T
R630	RCFT-E220J-000	RESISTOR-CARBON FILM	22ohm 1/5W 5% T
R631	RCFT-E472J-000	RESISTOR-CARBON FILM	4.7Kohm 1/5W 5% T
R632	RCFT-E472J-000	RESISTOR-CARBON FILM	4.7Kohm 1/5W 5% T



Ref. No.	Part No.	Description	
<b>ASS'Y-TUNER PCB</b>			
<b>RESISTORS</b>			
R633	RCFT-E472J-000	RESISTOR-CARBON FILM	4.7Kohm 1/5W 5% T
R634	RCFT-E101J-000	RESISTOR-CARBON FILM	100ohm 1/5W 5% T
R635	RCFT-E332J-000	RESISTOR-CARBON FILM	3.3Kohm 1/5W 5% T
R636	RCFT-E102J-000	RESISTOR-CARBON FILM	1Kohm 1/5W 5% T
R637	RCFT-E102J-000	RESISTOR-CARBON FILM	1Kohm 1/5W 5% T
R638	RCFT-E102J-000	RESISTOR-CARBON FILM	1Kohm 1/5W 5% T
R639	RCFT-E101J-000	RESISTOR-CARBON FILM	100ohm 1/5W 5% T
R640	RCFT-E103J-000	RESISTOR-CARBON FILM	10Kohm 1/5W 5% T
R641(AVR200)	RCFT-E681J-000	RESISTOR-CARBON FILM	680ohm 1/5W 5% T
R642	RCFT-E223J-000	RESISTOR-CARBON FILM	22Kohm 1/5W 5% T
R643	RCFT-E103J-000	RESISTOR-CARBON FILM	10Kohm 1/5W 5% T
R644	RCFT-E622J-000	RESISTOR-CARBON FILM	6.2Kohm 1/5W 5% T
R644(AVR200)	RCFT-E152J-000	RESISTOR-CARBON FILM	1.5Kohm 1/5W 5% T
R645	RCFT-E823J-000	RESISTOR-CARBON FILM	82Kohm 1/5W 5% T
R646	RCFT-E472J-000	RESISTOR-CARBON FILM	4.7Kohm 1/5W 5% T
R647	RCFT-E473J-000	RESISTOR-CARBON FILM	47Kohm 1/5W 5% T
R648	RCFT-E101J-000	RESISTOR-CARBON FILM	100ohm 1/5W 5% T
R649	RCFT-E473J-000	RESISTOR-CARBON FILM	47Kohm 1/5W 5% T
R650	RCFT-E223J-000	RESISTOR-CARBON FILM	22Kohm 1/5W 5% T
R651	RCFT-E101J-000	RESISTOR-CARBON FILM	100ohm 1/5W 5% T
R652	RCFT-E332J-000	RESISTOR-CARBON FILM	3.3Kohm 1/5W 5% T
R653	RCFT-E152J-000	RESISTOR-CARBON FILM	1.5Kohm 1/5W 5% T
R654	RCFT-E102J-000	RESISTOR-CARBON FILM	1Kohm 1/5W 5% T
R655	RCFT-G471J-190	RESISTOR-CARBON FILM	470ohm 1/2W 5% 2.3x6.5 T
R656(AVR200)	RCFT-E103J-000	RESISTOR-CARBON FILM	10Kohm 1/5W 5% T
R657(AVR200)	RCFT-E103J-000	RESISTOR-CARBON FILM	10Kohm 1/5W 5% T
R658	RCFT-E102J-000	RESISTOR-CARBON FILM	1Kohm 1/5W 5% T
R659(AVR200)	RCFT-E101J-000	RESISTOR-CARBON FILM	100ohm 1/5W 5% T
R670(AVR200)	RCFT-E101J-000	RESISTOR-CARBON FILM	100ohm 1/5W 5% T
R671	RCFT-E152J-000	RESISTOR-CARBON FILM	1.5Kohm 1/5W 5% T
R672	RCFT-E332J-000	RESISTOR-CARBON FILM	3.3Kohm 1/5W 5% T
R673	RCFT-E101J-000	RESISTOR-CARBON FILM	100ohm 1/5W 5% T
R674	RCFT-E332J-000	RESISTOR-CARBON FILM	3.3Kohm 1/5W 5% T
R675	RCFT-E124J-000	RESISTOR-CARBON FILM	120Kohm 1/5W 5% T
R676	RCFT-E184J-000	RESISTOR-CARBON FILM	180Kohm 1/5W 5% T
R677	RCFT-E124J-000	RESISTOR-CARBON FILM	120Kohm 1/5W 5% T
R678	RCFT-E184J-000	RESISTOR-CARBON FILM	180Kohm 1/5W 5% T
R679	RCFT-E221J-000	RESISTOR-CARBON FILM	220ohm 1/5W 5% T
AVR200 ONLY	RCFT-E224J-000	RESISTOR-CARBON FILM	240Kohm 1/5W 5% T
AVR200 ONLY	RCFT-E224J-000	RESISTOR-CARBON FILM	240Kohm 1/5W 5% T
AVR200 ONLY	RCFT-E274J-000	RESISTOR-CARBON FILM	270Kohm 1/5W 5% T
AVR200 ONLY	RCFT-E274J-000	RESISTOR-CARBON FILM	270Kohm 1/5W 5% T
AVR200 ONLY	RCFT-E243J-000	RESISTOR-CARBON FILM	24Kohm 1/5W 5% T
AVR200 ONLY	RCFT-E473J-000	RESISTOR-CARBON FILM	47Kohm 1/5W 5% T
AVR200 ONLY	RCFT-E151J-000	RESISTOR-CARBON FILM	150ohm 1/5W 5% T
<b>MISCELLANEOUS</b>			
ANT601(AVR200)	TEAT-00142-02S	TERMINAL ANTENNA	SC021039DN
ANT601	TEAT-00143-02S	TERMINAL ANTENNA	SC021039FN
VR601	VFEB-A021B-473	RESISTOR-SEMI FIXED	RH0638C-47KB 47Kohm
VR602	VFEB-A021B-224	RESISTOR-SEMI FIXED	RH0638C-220KB 220Kohm
VR603	VFEB-A021B-472	RESISTOR-SEMI FIXED	RH0638C-4.7KB 4.7Kohm
X601	KTAL-00041-072	CRYSTAL	HC-49/U 7.200000MHz
X602(AVR200)	KTAL-00321-433	CRYSTAL	HC-49/U 4.332MHz
CF605	KTRE-00300-288	RESONATOR	ZTB456F11
<b>TRANSISTORS</b>			
Q601	TRTC-0010Y-SD0	TRANSISTOR N-H FREQ	KTC3194-Y TO92
Q602	TRTA-00940-SD0	TRANSISTOR P-H FREQ	KRA107M W/RESIST TO92M
Q603	TRTD-00200-SD0	TRANSISTOR N-L FREQ	KTD-1302 TO92
Q604	TRTA-00940-SD0	TRANSISTOR P-H FREQ	KRA107M W/RESIST TO92M
Q605	TRTD-00200-SD0	TRANSISTOR N-L FREQ	KTD-1302 TO92
Q606	TRTA-00940-SD0	TRANSISTOR P-H FREQ	KRA107M W/RESIST TO92M
Q607	TRTC-0016G-SD0	TRANSISTOR N-H FREQ	KTC3198-GR TO92
Q608	TRTC-0016G-SD0	TRANSISTOR N-H FREQ	KTC3198-GR TO92
Q609	TRTA-00940-SD0	TRANSISTOR P-H FREQ	KRA107M W/RESIST TO92M
Q610	TRTC-0016G-SD0	TRANSISTOR N-H FREQ	KTC3198-GR TO92
AVR200 ONLY	TUFF-00201-00K	FM F/E TUNER	FTA4-460H
FE601	TUFF-00232-00K	FM F/E TUNER	FTA3-509HA
<b>WIRE-ASS'Y</b>			
CT601	VCTC-00022-200	TRIMMER	CVCN06C200

Ref. No.	Part No.	Description	
<b>ASS'Y-TONE</b>			
<b>CAPACITORS</b>			
C701	CEET-J4R7M-CI0	CAPACITOR E/ALUMINUM	4.7uF M 50V 5x11 T
C702	CEET-J4R7M-CI0	CAPACITOR E/ALUMINUM	4.7uF M 50V 5x11 T
C703	CCAT-J470J-AAZ	CAPACITOR CERAMIC	47PF J 50V SL T
C704	CCAT-J470J-AAZ	CAPACITOR CERAMIC	47PF J 50V SL T
C705	CEET-F470M-CI0	CAPACITOR E/ALUMINUM	47uF M 25V 5x11 T
C706	CEET-F470M-CI0	CAPACITOR E/ALUMINUM	47uF M 25V 5x11 T
C707	CCAT-J330J-AAZ	CAPACITOR CERAMIC	33PF J 50V SL T
C708	CCAT-J330J-AAZ	CAPACITOR CERAMIC	33PF J 50V SL T
C709	CEET-J100M-CI0	CAPACITOR E/ALUMINUM	10uF M 50V 5x11 T
C710	CEET-J100M-CI0	CAPACITOR E/ALUMINUM	10uF M 50V 5x11 T
C711	CEET-J100M-CI0	CAPACITOR E/ALUMINUM	10uF M 50V 5x11 T
C712	CEET-J100M-CI0	CAPACITOR E/ALUMINUM	10uF M 50V 5x11 T
C713	CFMT-N392J-DJ0	CAPACITOR F/POLYESTR	0.0039uF J 100V 5.8x12 T
C714	CFMT-N392J-DJ0	CAPACITOR F/POLYESTR	0.0039uF J 100V 5.8x12 T
C715	CFMT-N183J-EK0	CAPACITOR F/POLYESTR	0.018uF J 100V 7.3x13 T
C716	CFMT-N183J-EK0	CAPACITOR F/POLYESTR	0.018uF J 100V 7.3x13 T
C717	CFMT-N183J-EK0	CAPACITOR F/POLYESTR	0.018uF J 100V 7.3x13 T
C718	CFMT-N183J-EK0	CAPACITOR F/POLYESTR	0.018uF J 100V 7.3x13 T
C719	CFMT-N823J-IK0	CAPACITOR F/POLYESTR	0.082uF J 100V 10.6x14 T
C720	CFMT-N823J-IK0	CAPACITOR F/POLYESTR	0.082uF J 100V 10.6x14 T
<b>INTEGRATED CIRCUIT</b>			
IC701	ICOP-00432-SG0	IC OP AMP	NJM2068DD DIP8
<b>RESISTORS</b>			
R701	RCFT-E102J-000	RESISTOR-CARBON FILM	1Kohm 1/5W 5% T
R702	RCFT-E102J-000	RESISTOR-CARBON FILM	1Kohm 1/5W 5% T
R703	RCFT-E104J-000	RESISTOR-CARBON FILM	100Kohm 1/5W 5% T
R704	RCFT-E104J-000	RESISTOR-CARBON FILM	100Kohm 1/5W 5% T
R705	RCFT-E471J-000	RESISTOR-CARBON FILM	470ohm 1/5W 5% T
R706	RCFT-E471J-000	RESISTOR-CARBON FILM	470ohm 1/5W 5% T
R707	RCFT-E105J-000	RESISTOR-CARBON FILM	1Mohm 1/5W 5% T
R708	RCFT-E105J-000	RESISTOR-CARBON FILM	1Mohm 1/5W 5% T
R709	RCFT-E104J-000	RESISTOR-CARBON FILM	100Kohm 1/5W 5% T
R710	RCFT-E104J-000	RESISTOR-CARBON FILM	100Kohm 1/5W 5% T
R711	RCFT-E222J-000	RESISTOR-CARBON FILM	2.2Kohm 1/5W 5% T
R712	RCFT-E222J-000	RESISTOR-CARBON FILM	2.2Kohm 1/5W 5% T
R713	RCFT-E561J-000	RESISTOR-CARBON FILM	560ohm 1/5W 5% T
R714	RCFT-E561J-000	RESISTOR-CARBON FILM	560ohm 1/5W 5% T
R715	RCFT-E203J-000	RESISTOR-CARBON FILM	20Kohm 1/5W 5% T
R716	RCFT-E203J-000	RESISTOR-CARBON FILM	20Kohm 1/5W 5% T
R717	RCFT-E432J-000	RESISTOR-CARBON FILM	4.3Kohm 1/5W 5% T
R718	RCFT-E432J-000	RESISTOR-CARBON FILM	4.3Kohm 1/5W 5% T
R719	RCFT-E222J-000	RESISTOR-CARBON FILM	2.2Kohm 1/5W 5% T
R720	RCFT-E222J-000	RESISTOR-CARBON FILM	2.2Kohm 1/5W 5% T
R721	RCFT-E221J-000	RESISTOR-CARBON FILM	220ohm 1/5W 5% T
R722	RCFT-E221J-000	RESISTOR-CARBON FILM	220ohm 1/5W 5% T
<b>MISCELLANEOUS</b>			
VR701	VRAE-P050C-104	VR-ROTARY	RK14K1260106-100KCx2
VR702	VRAE-P050C-104	VR-ROTARY	RK14K1260106-100KCx2
VR703	VRAE-P049W-104	VR-ROTARY	RK11K1160106-100KW
VR704	VRAE-F051C-242	VR-ROTARY	EC16B242040R
<b>WIRE-ASS'Y</b>			
	U1T1-01520-Z10	WIRE-ASS'Y	1007#22 BLK-200 3.2pi
<b>ASS'Y-SUB POWER</b>			
F702(AVR100)	FGFB-O3151-831	FUSE GLASS	315mA 125V 5x20 U/C SB
F703(AVR100)	FGFB-O5002-831	FUSE GLASS	5A 125V 5x20 U/C SB
F701(AVR200)	FGFB-S2502-837	FUSE GLASS	2.5A 250V 5x20 V/S/B T
F702(AVR200)	FGFB-S3151-837	FUSE GLASS	315mA 250V 5x20 V/S/B T
F703(AVR200)	FGFB-S3152-837	FUSE GLASS	3.15A 250V 5x20 V/S/B T
<b>CAPACITORS</b>			
C736	CEEM-F681M-KN1	CAPACITOR E/ALUMINUM	680uF M 25V 13x20 U M
C737	CCCT-J104Z-OFF	CAPACITOR CERAMIC	0.1uF Z 50V F T
C739	CCCT-J104Z-OFF	CAPACITOR CERAMIC	0.1uF Z 50V F T
C740	CCCT-J104Z-OFF	CAPACITOR CERAMIC	0.1uF Z 50V F T
C741	CCCT-J104Z-OFF	CAPACITOR CERAMIC	0.1uF Z 50V F T
C742	CACS-S472M-180	CAPACITOR AC	DE7150 F472MVA1 250V BS415

<b>Ref. No.</b>	<b>Part No.</b>	<b>Description</b>	
<b>ASS'Y-SUB POWER</b>			
<b>DIODES</b>			
D707	DDTR-00040-T10	DIODE-RECTIFIER	1N4004S(400V 1A 0.6mm) T
D708	DDTR-00040-T10	DIODE-RECTIFIER	1N4004S(400V 1A 0.6mm) T
D709	DDTR-00040-T10	DIODE-RECTIFIER	1N4004S(400V 1A 0.6mm) T
D710	DDTR-00040-T10	DIODE-RECTIFIER	1N4004S(400V 1A 0.6mm) T
D711	DDTR-00040-T10	DIODE-RECTIFIER	1N4004S(400V 1A 0.6mm) T
D712	DDTR-00040-T10	DIODE-RECTIFIER	1N4004S(400V 1A 0.6mm) T
D713	DDTR-00040-T10	DIODE-RECTIFIER	1N4004S(400V 1A 0.6mm) T
D714	DDTR-00040-T10	DIODE-RECTIFIER	1N4004S(400V 1A 0.6mm) T
<b>LED</b>			
LED701	DPLE-00280-RG0	DISPLAY-LED	SAM5270 RED/GRN
RL701	ESRY-00340-112	RELAY	SDT-S-112DMR
<b>INTEGRATED CIRCUIT</b>			
IC703	ICRG-00043-SE0	IC REGULATOR	KA7805 5V 3mm TO-220
<b>CONNECTORS</b>			
CN701	KNCH-00530-6S0	BOARD TO BOARD	TRC-X06X-A2
CN702	KNCW-00990-2T9	CONNECTOR-WAFER	JE202A-1T-02
CN703	KNCW-00990-2T9	CONNECTOR-WAFER	JE202A-1T-02
FC703	MPAC-11620-004	FUSE CLIP	5.2Pi TAPPING TYPE
FC704	MPAC-11620-004	FUSE CLIP	5.2Pi TAPPING TYPE
FC705	MPAC-11620-004	FUSE CLIP	5.2Pi TAPPING TYPE
FC706	MPAC-11620-004	FUSE CLIP	5.2Pi TAPPING TYPE
	MPAC-16770-004	SHIELD-TUNER	ET-HD T0.3
<b>MISCELLANEOUS</b>			
PCB1	PCSR-05060-11B	PCB-SINGLE	A1R-506 247x247x1.6t
AVR100 ONLY	PTA1-03680-CJU	TRANSFORMER-POWER	A28-368C-U
AVR200 ONLY	PTA1-03690-YJV	TRANSFORMER-POWER	A28-369Y-V
AVR100 ONLY	SKAO-00190-C50	AC OUTLET	S2-764T-214
AVR200 ONLY	SKAO-00130-4CV	AC OUTLET	YKE31-0090
JK701	SKPH-00293-66W	SOCKET-PHONE	HTJ064-05BG GOLD
SW704	SWTA-00220-060	SWITCH-TACT	SKHV10910(A) 12V 50mA
<b>RESISTORS</b>			
R742	RCFT-E823J-000	RESISTOR-CARBON FILM	82Kohm 1/5W 5% T
R743	RCFT-E222J-000	RESISTOR-CARBON FILM	2.2Kohm 1/5W 5% T
R744	RMOR-H100J-0C0	RESISTOR-METAL OXIDE	10ohm 1W 5% ERG(X)1SJ100E
R745(AVR100)	RCFT-G335K-1D0	RESISTOR-CARBON FILM	3.3Mohm 1/2W ERC12UGK335V
<b>ASS'Y-VIDEO</b>			
<b>CAPACITORS</b>			
C726	CEET-F330M-CI0	CAPACITOR E/ALUMINUM	33uF M 25V 5x11 T
C727	CCCT-J104Z-OFF	CAPACITOR CERAMIC	0.1uF Z 50V F T
C728	CEET-D471M-FI1	CAPACITOR E/ALUMINUM	470uF M 10V 8x11.5 U T
C729	CEET-F330M-CI0	CAPACITOR E/ALUMINUM	33uF M 25V 5x11 T
C730	CEET-F330M-CI0	CAPACITOR E/ALUMINUM	33uF M 25V 5x11 T
C731	CEET-D471M-FI1	CAPACITOR E/ALUMINUM	470uF M 10V 8x11.5 U T
C732	CEET-D471M-FI1	CAPACITOR E/ALUMINUM	470uF M 10V 8x11.5 U T
C733	CCCT-J104Z-OFF	CAPACITOR CERAMIC	0.1uF Z 50V F T
<b>CONNECTORS</b>			
JW66	KORB-00110-000	EMI BEAD FILTER	ATS3580(MATERIAL:M3L)
CN5	KNCW-01510-8S9	CONNECTOR-WAFER	35237-0810 2M/M 8P
<b>RESISTORS</b>			
R731	RCFT-E750J-000	RESISTOR-CARBON FILM	75ohm 1/5W 5% T
R732	RCFT-E750J-000	RESISTOR-CARBON FILM	75ohm 1/5W 5% T
R733	RCFT-E750J-000	RESISTOR-CARBON FILM	75ohm 1/5W 5% T
R734	RCFT-E750J-000	RESISTOR-CARBON FILM	75ohm 1/5W 5% T
R735	RCFT-E750J-000	RESISTOR-CARBON FILM	75ohm 1/5W 5% T
R736	RCFT-E101J-000	RESISTOR-CARBON FILM	100ohm 1/5W 5% T
R737	RCFT-E101J-000	RESISTOR-CARBON FILM	100ohm 1/5W 5% T
R738	RCFT-E101J-000	RESISTOR-CARBON FILM	100ohm 1/5W 5% T
R739	RCFT-E3R3J-000	RESISTOR-CARBON FILM	3.3ohm 1/5W 5% T
R740	RCFT-E101J-000	RESISTOR-CARBON FILM	100ohm 1/5W 5% T

Ref. No.	Part No.	Description		
<b>ASS'Y-VIDEO</b>				
<b>TRANSISTORS</b>				
Q703	TRTA-0008Y-SD0	TRANSISTOR P-H FREQ	KTA1266-Y	TO92
Q704	TRTA-0008Y-SD0	TRANSISTOR P-H FREQ	KTA1266-Y	TO92
Q705	TRTD-00200-SD0	TRANSISTOR N-L FREQ	KTD-1302	TO92
<b>INTEGRATED CIRCUIT</b>				
IC702	ICLN-03650-SB0	IC VIDEO S/W	BA7625	DIP16
<b>MISCELLANEOUS</b>				
JK702	SKRC-00680-021	PIN JACK	JC0200095N	2P
JK703	SKRC-00470-031	SOCKET-RCA	JC0300125N	3P
<b>ASS'Y-VOLUME / HEAD PHONE / STAND BY</b>				
<b>CAPACITORS</b>				
C721	CCAT-J102K-AAB	CAPACITOR CERAMIC	1000PF	K 50V B T
C722	CCAT-J102K-AAB	CAPACITOR CERAMIC	1000PF	K 50V B T
C723	CCCT-J222K-0DB	CAPACITOR CERAMIC	2200PF	K 50V B T
C724	CCCT-J222K-0DB	CAPACITOR CERAMIC	2200PF	K 50V B T
C725	CCAT-J104Z-AAF	CAPACITOR CERAMIC	0.1uF	Z 50V F T
<b>DIODES</b>				
D701	DDTS-00070-SO0	DIODE-SI	1SS133	(40V 0.11A) DO-40 T
D702	DDTS-00070-SO0	DIODE-SI	1SS133	(40V 0.11A) DO-40 T
<b>RESISTORS</b>				
R723	RCFT-E223J-000	RESISTOR-CARBON FILM	22Kohm	1/5W 5% T
R724	RCFT-E223J-000	RESISTOR-CARBON FILM	22Kohm	1/5W 5% T
R725	RCFT-E223J-000	RESISTOR-CARBON FILM	22Kohm	1/5W 5% T
R726	RCFT-E223J-000	RESISTOR-CARBON FILM	22Kohm	1/5W 5% T
R727	RCFT-E152J-000	RESISTOR-CARBON FILM	1.5Kohm	1/5W 5% T
R728	RCFT-E152J-000	RESISTOR-CARBON FILM	1.5Kohm	1/5W 5% T
R729	RMOH-J221J-040	RESISTOR-METAL OXIDE	220ohm	2W 5% H
R730	RMOH-J221J-040	RESISTOR-METAL OXIDE	220ohm	2W 5% H
R746	RCFT-E562J-000	RESISTOR-CARBON FILM	5.6Kohm	1/5W 5% T
R747	RCFT-E562J-000	RESISTOR-CARBON FILM	5.6Kohm	1/5W 5% T
R748	RCFT-E472J-000	RESISTOR-CARBON FILM	4.7Kohm	1/5W 5% T
<b>TRANSISTORS</b>				
Q701	TRTC-01700-SD0	TRANSISTOR N-H FREQ	KRC107M	W/RESIST TO92M
Q702	TRTC-01700-SD0	TRANSISTOR N-H FREQ	KRC107M	W/RESIST TO92M
<b>CONNECTORS</b>				
CN705	KNCW-00160-4S9	CONNECTOR-WAFER	53015-0410	2mm-WHT
<b>WIRE-ASS'Y</b>				
	U510-4M426-200	WIRE-ASS'Y	UL1007#20	YEL-260 5P
	U610-5M446-200	WIRE-ASS'Y	UL1007#20	GRN-460 6P
<b>BLOCK-DSP PCB</b>				
<b>CAPACITORS</b>				
R3	CCMB-J103K-0BB	CAPACITOR CHIP/MULT	0.01uF	K 50V X7R B
C1001	CEET-E100M-AC0	CAPACITOR E/ALUMINUM	10uF	M 16V 3.5x5 T
C1002	CEET-E100M-AC0	CAPACITOR E/ALUMINUM	10uF	M 16V 3.5x5 T
C1003	CCMB-J104Z-0BF	CAPACITOR CHIP/MULT	0.1uF	Z 50V F B
C1004	CCMB-J104Z-0BF	CAPACITOR CHIP/MULT	0.1uF	Z 50V F B
C1005	CCMB-J470J-0BZ	CAPACITOR CHIP/MULT	47PF	J 50V Z B
C1006	CCMB-J470J-0BZ	CAPACITOR CHIP/MULT	47PF	J 50V Z B
C1007	CEET-F470M-CI0	CAPACITOR E/ALUMINUM	47uF	M 25V 5x11 T
C1009	CCMB-J470J-0BZ	CAPACITOR CHIP/MULT	47PF	J 50V Z B
C1010	CCMB-J470J-0BZ	CAPACITOR CHIP/MULT	47PF	J 50V Z B
C1011	CEET-F470M-CI0	CAPACITOR E/ALUMINUM	47uF	M 25V 5x11 T
C1013	CCMB-J222J-0BZ	CAPACITOR CHIP/MULT	2200PF	J 50V Z B
C1014	CCMB-J222J-0BZ	CAPACITOR CHIP/MULT	2200PF	J 50V Z B
C1015	CEET-C331M-CI0	CAPACITOR E/ALUMINUM	330uF	M 6.3V 6.3x11 T
C1016	CEET-C331M-CI0	CAPACITOR E/ALUMINUM	330uF	M 6.3V 6.3x11 T
C1017	CCMB-J104Z-0BF	CAPACITOR CHIP/MULT	0.1uF	Z 50V F B
C1018	CCMB-J104Z-0BF	CAPACITOR CHIP/MULT	0.1uF	Z 50V F B
C1019	CEET-D101M-CI0	CAPACITOR E/ALUMINUM	100uF	M 10V 5x11 T
C1020	CCMB-J104Z-0BF	CAPACITOR CHIP/MULT	0.1uF	Z 50V F B
C1021	CCMB-J104Z-0BF	CAPACITOR CHIP/MULT	0.1uF	Z 50V F B
C1022	CEET-D101M-CI0	CAPACITOR E/ALUMINUM	100uF	M 10V 5x11 T
C1023	CCMB-J220J-0BZ	CAPACITOR CHIP/MULT	22PF	J 50V Z B
C1024	CCMB-J220J-0BZ	CAPACITOR CHIP/MULT	22PF	J 50V Z B

<i>Ref. No.</i>	<i>Part No.</i>	<i>Description</i>			
<b>BLOCK-DSP PCB</b>					
<b>CAPACITORS</b>					
C1025	CCMB-J103K-0BB	CAPACITOR CHIP/MULT	0.01uF	K 50V X7R B	
C1026	CCMB-J103K-0BB	CAPACITOR CHIP/MULT	0.01uF	K 50V X7R B	
C1028	CCMB-J104Z-0BF	CAPACITOR CHIP/MULT	0.1uF	Z 50V F B	
C1029	CCMB-J220J-0BZ	CAPACITOR CHIP/MULT	22PF	J 50V Z B	
C1030	CCMB-J103K-0BB	CAPACITOR CHIP/MULT	0.01uF	K 50V X7R B	
C1031	CCMB-J104Z-0BF	CAPACITOR CHIP/MULT	0.1uF	Z 50V F B	
C1032	CCMB-J104Z-0BF	CAPACITOR CHIP/MULT	0.1uF	Z 50V F B	
C1033	CCMB-J104Z-0BF	CAPACITOR CHIP/MULT	0.1uF	Z 50V F B	
C1034	CEET-D101M-CI0	CAPACITOR E/ALUMINUM	100uF	M 10V 5x11	T
C1035	CCMB-J103K-0BB	CAPACITOR CHIP/MULT	0.01uF	K 50V X7R B	
C1036	CCMB-J104Z-0BF	CAPACITOR CHIP/MULT	0.1uF	Z 50V F B	
C1037	CFMT-N683J-HK0	CAPACITOR F/POLYESTR	0.068uF	J 100V 9.9x14	T
C1038	CEET-D101M-CI0	CAPACITOR E/ALUMINUM	100uF	M 10V 5x11	T
C1039	CCMB-J104Z-0BF	CAPACITOR CHIP/MULT	0.1uF	Z 50V F B	
C1040	CCMB-J104Z-0BF	CAPACITOR CHIP/MULT	0.1uF	Z 50V F B	
C1041	CCMB-J101J-0BZ	CAPACITOR CHIP/MULT	100PF	J 50V Z B	
C1042	CCMB-J101J-0BZ	CAPACITOR CHIP/MULT	100PF	J 50V Z B	
C1043	CCMB-J104Z-0BF	CAPACITOR CHIP/MULT	0.1uF	Z 50V F B	
C1044	CCMB-J104Z-0BF	CAPACITOR CHIP/MULT	0.1uF	Z 50V F B	
C1045	CCMB-J104Z-0BF	CAPACITOR CHIP/MULT	0.1uF	Z 50V F B	
C1046	CEET-D101M-CI0	CAPACITOR E/ALUMINUM	100uF	M 10V 5x11	T
C1047	CCMB-J104Z-0BF	CAPACITOR CHIP/MULT	0.1uF	Z 50V F B	
C1048	CEET-D101M-CI0	CAPACITOR E/ALUMINUM	100uF	M 10V 5x11	T
C1049	CCMB-J104Z-0BF	CAPACITOR CHIP/MULT	0.1uF	Z 50V F B	
C1050	CEET-J2R2M-CI0	CAPACITOR E/ALUMINUM	2.2uF	M 50V 5x11	T
C1051	CFTT-J224J-EC0	CAPACITOR F/TF	0.22uF	J 50V ECQ-V1H224JL3	
C1052	CCMB-J104Z-0BF	CAPACITOR CHIP/MULT	0.1uF	Z 50V F B	
C1053	CEET-D101M-CI0	CAPACITOR E/ALUMINUM	100uF	M 10V 5x11	T
C1054	CEET-D101M-CI0	CAPACITOR E/ALUMINUM	100uF	M 10V 5x11	T
C1055	CCMB-J104Z-0BF	CAPACITOR CHIP/MULT	0.1uF	Z 50V F B	
C1056	CEET-D101M-CI0	CAPACITOR E/ALUMINUM	100uF	M 10V 5x11	T
C1057	CCMB-J104Z-0BF	CAPACITOR CHIP/MULT	0.1uF	Z 50V F B	
C1058	CEET-J1R0M-CI0	CAPACITOR E/ALUMINUM	1.0uF	M 50V 5x11	T
C1059	CCMB-J104Z-0BF	CAPACITOR CHIP/MULT	0.1uF	Z 50V F B	
C1060	CEET-J1R0M-CI0	CAPACITOR E/ALUMINUM	1.0uF	M 50V 5x11	T
C1061	CCMB-J104Z-0BF	CAPACITOR CHIP/MULT	0.1uF	Z 50V F B	
C1062	CEET-J1R0M-CI0	CAPACITOR E/ALUMINUM	1.0uF	M 50V 5x11	T
C1063	CCMB-J104Z-0BF	CAPACITOR CHIP/MULT	0.1uF	Z 50V F B	
C1064	CEET-J1R0M-CI0	CAPACITOR E/ALUMINUM	1.0uF	M 50V 5x11	T
C1065	CCMB-J104Z-0BF	CAPACITOR CHIP/MULT	0.1uF	Z 50V F B	
C1066	CEET-J1R0M-CI0	CAPACITOR E/ALUMINUM	1.0uF	M 50V 5x11	T
C1067	CCMB-J104Z-0BF	CAPACITOR CHIP/MULT	0.1uF	Z 50V F B	
C1068	CEET-J1R0M-CI0	CAPACITOR E/ALUMINUM	1.0uF	M 50V 5x11	T
C1069	CCMB-J104Z-0BF	CAPACITOR CHIP/MULT	0.1uF	Z 50V F B	
C1070	CEET-D101M-CI0	CAPACITOR E/ALUMINUM	100uF	M 10V 5x11	T
C1071	CCMB-J104Z-0BF	CAPACITOR CHIP/MULT	0.1uF	Z 50V F B	
C1072	CEET-D101M-CI0	CAPACITOR E/ALUMINUM	100uF	M 10V 5x11	T
C1073	CCMB-J104Z-0BF	CAPACITOR CHIP/MULT	0.1uF	Z 50V F B	
C1074	CEET-D101M-CI0	CAPACITOR E/ALUMINUM	100uF	M 10V 5x11	T
C1075	CEET-E100M-AC0	CAPACITOR E/ALUMINUM	10uF	M 16V 3.5x5	T
C1076	CEET-E100M-AC0	CAPACITOR E/ALUMINUM	10uF	M 16V 3.5x5	T
C1077	CEET-E100M-AC0	CAPACITOR E/ALUMINUM	10uF	M 16V 3.5x5	T
C1078	CEET-E100M-AC0	CAPACITOR E/ALUMINUM	10uF	M 16V 3.5x5	T
C1079	CEET-E100M-AC0	CAPACITOR E/ALUMINUM	10uF	M 16V 3.5x5	T
C1080	CEET-E100M-AC0	CAPACITOR E/ALUMINUM	10uF	M 16V 3.5x5	T
C1081	CCMB-J152J-0BZ	CAPACITOR CHIP/MULT	1500PF	J 50V Z B	
C1082	CCMB-J152J-0BZ	CAPACITOR CHIP/MULT	1500PF	J 50V Z B	
C1083	CCMB-J152J-0BZ	CAPACITOR CHIP/MULT	1500PF	J 50V Z B	
C1084	CCMB-J152J-0BZ	CAPACITOR CHIP/MULT	1500PF	J 50V Z B	
C1085	CCMB-J152J-0BZ	CAPACITOR CHIP/MULT	1500PF	J 50V Z B	
C1086	CCMB-J152J-0BZ	CAPACITOR CHIP/MULT	1500PF	J 50V Z B	
C1087	CCMB-J152J-0BZ	CAPACITOR CHIP/MULT	1500PF	J 50V Z B	
C1088	CCMB-J152J-0BZ	CAPACITOR CHIP/MULT	1500PF	J 50V Z B	
C1089	CCMB-J152J-0BZ	CAPACITOR CHIP/MULT	1500PF	J 50V Z B	
C1090	CCMB-J152J-0BZ	CAPACITOR CHIP/MULT	1500PF	J 50V Z B	
C1091	CCMB-J152J-0BZ	CAPACITOR CHIP/MULT	1500PF	J 50V Z B	
C1092	CCMB-J152J-0BZ	CAPACITOR CHIP/MULT	1500PF	J 50V Z B	
C1093	CCMB-J102J-0BZ	CAPACITOR CHIP/MULT	1000PF	J 50V Z B	
C1094	CCMB-J102J-0BZ	CAPACITOR CHIP/MULT	1000PF	J 50V Z B	
C1095	CCMB-J102J-0BZ	CAPACITOR CHIP/MULT	1000PF	J 50V Z B	
C1096	CCMB-J102J-0BZ	CAPACITOR CHIP/MULT	1000PF	J 50V Z B	
C1097	CCMB-J102J-0BZ	CAPACITOR CHIP/MULT	1000PF	J 50V Z B	
C1098	CCMB-J102J-0BZ	CAPACITOR CHIP/MULT	1000PF	J 50V Z B	

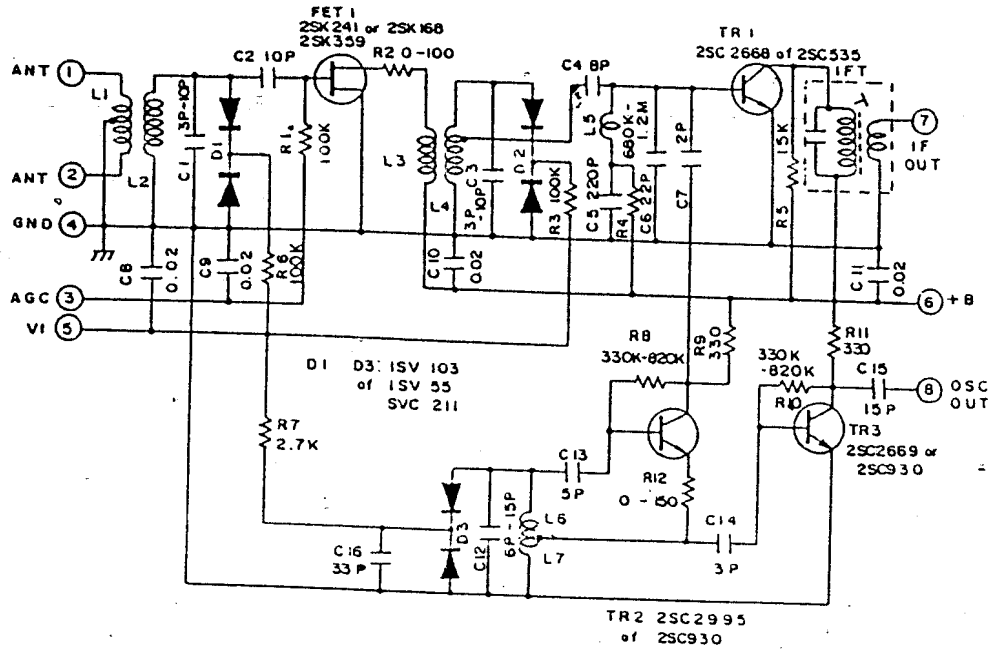
<b>Ref. No.</b>	<b>Part No.</b>	<b>Description</b>	
<b>BLOCK-DSP PCB</b>			
<b>CAPACITORS</b>			
C1099	CEET-E100M-AC0	CAPACITOR E/ALUMINUM	10uF M 16V 3.5x5 T
C1100	CEET-E100M-AC0	CAPACITOR E/ALUMINUM	10uF M 16V 3.5x5 T
C1101	CEET-E100M-AC0	CAPACITOR E/ALUMINUM	10uF M 16V 3.5x5 T
C1102	CEET-E100M-AC0	CAPACITOR E/ALUMINUM	10uF M 16V 3.5x5 T
C1103	CEET-E100M-AC0	CAPACITOR E/ALUMINUM	10uF M 16V 3.5x5 T
C1104	CEET-E100M-AC0	CAPACITOR E/ALUMINUM	10uF M 16V 3.5x5 T
C1105	CEET-F470M-CI0	CAPACITOR E/ALUMINUM	47uF M 25V 5x11 T
C1106	CEET-F470M-CI0	CAPACITOR E/ALUMINUM	47uF M 25V 5x11 T
C1111	CCMB-J472K-0BB	CAPACITOR CHIP/MULT	4700PF K 50V X7R B
C1112	CCMB-J472K-0BB	CAPACITOR CHIP/MULT	4700PF K 50V X7R B
C1113	CCMB-J472K-0BB	CAPACITOR CHIP/MULT	4700PF K 50V X7R B
C1114	CCMB-J472K-0BB	CAPACITOR CHIP/MULT	4700PF K 50V X7R B
C1115	CCMB-J472K-0BB	CAPACITOR CHIP/MULT	4700PF K 50V X7R B
C1116	CCMB-J472K-0BB	CAPACITOR CHIP/MULT	4700PF K 50V X7R B
C1117	CEET-E100M-AC0	CAPACITOR E/ALUMINUM	10uF M 16V 3.5x5 T
C1118	CCMB-J104Z-0BF	CAPACITOR CHIP/MULT	0.1uF Z 50V F B
C1119	CCMB-J102J-0BZ	CAPACITOR CHIP/MULT	1000PF J 50V Z B
C1120	CCMB-J102J-0BZ	CAPACITOR CHIP/MULT	1000PF J 50V Z B
C1121	CCMB-J471J-0BZ	CAPACITOR CHIP/MULT	470PF J 50V Z B
C1122	CCMB-J102J-0BZ	CAPACITOR CHIP/MULT	1000PF J 50V Z B
C1123	CCMB-J102J-0BZ	CAPACITOR CHIP/MULT	1000PF J 50V Z B
<b>INTEGRATED CIRCUITS</b>			
J1002	ICDG-02290-TX0	IC FIBER OPTIC TRANS	TORX178A
I1001	ICTT-00400-S70	IC TTL	74HCU04D(R)
I1002	ICTT-00390-SA0	IC TTL	HD74HC153RPEL
I1003	ICDG-02340-US0	IC DIR	CS8414-CS
I1004	ICTT-00420-SA0	IC TTL	HD74HC74RPEL
I1005	ICCM-01440-TK0	IC ROM	AT27C512R-90JC
I1006	ICTT-00410-SA0	IC TTL	HD74HC574RPEL
I1007	ICTT-00410-SA0	IC TTL	HD74HC574RPEL
I1008	ICDG-02330-US0	IC AC-3 DSP	CS492305-CL
I1009	ICRG-01040-SR0	IC REGULATOR	LD1117S33
I1010	ICOP-00136-SG0	IC DUAL OP AMP	NJM4558MD SOP8
I1011	ICOP-00136-SG0	IC DUAL OP AMP	NJM4558MD SOP8
I1012	ICDG-02320-US0	IC A/D CONVERTER	CS5360-KS
I1013	ICDG-02310-US0	IC D/A CONVERTER	CS4340-KS
I1014	ICDG-02310-US0	IC D/A CONVERTER	CS4340-KS
I1015	ICDG-02310-US0	IC D/A CONVERTER	CS4340-KS
I1016	ICOP-00136-SG0	IC DUAL OP AMP	NJM4558MD SOP8
I1017	ICOP-00136-SG0	IC DUAL OP AMP	NJM4558MD SOP8
I1018	ICOP-00136-SG0	IC DUAL OP AMP	NJM4558MD SOP8
<b>CONNECTORS</b>			
J1004	KNCW-00240-2T9	CONNECTOR-WAFER	53014-02 2.0mm WHT
J1005	KNCW-00240-2T9	CONNECTOR-WAFER	53014-02 2.0mm WHT
H1001	KNCW-01510-GS9	CONNECTOR-WAFER	35237-1610 2M/M 16P
H1002	KNCW-01510-9S9	CONNECTOR-WAFER	35237-0910 2M/M 9P
H1003	KNCW-01510-CS9	CONNECTOR-WAFER	35237-1210 2M/M 12PIN
<b>BEAD CORES</b>			
R6	KORB-00090-000	CHIP FERRITE BEADS	HB-1T2012-221
R7	KORB-00090-000	CHIP FERRITE BEADS	HB-1T2012-221
L1001	KORB-00100-000	CHIP FERRITE BEADS	HB-1T2012-601
L1002	KORB-00100-000	CHIP FERRITE BEADS	HB-1T2012-601
L1003	KORB-00100-000	CHIP FERRITE BEADS	HB-1T2012-601
L1004	KORB-00100-000	CHIP FERRITE BEADS	HB-1T2012-601
R5	KORB-00100-000	CHIP FERRITE BEADS	HB-1T2012-601
X1001	KTOS-00170-122	OSCILLATOR	12.288MHZ
<b>MISCELLANEOUS</b>			
PCB1	PCSR-05190-11B	DSP PCB	A1R-519 330*197*1.6t
<b>RESISTORS</b>			
R1	RCPB-B222J-21C	RESISTOR-CHIP C/FILM	2.2Kohm 1/10W 5% B
R2	RCPB-B222J-21C	RESISTOR-CHIP C/FILM	2.2Kohm 1/10W 5% B
R4	RCPB-B102J-21C	RESISTOR-CHIP C/FILM	1Kohm 1/10W 5% B
R1005	RCPB-B473J-21C	RESISTOR-CHIP C/FILM	47Kohm 1/10W 5% B
R1006	RCPB-B473J-21C	RESISTOR-CHIP C/FILM	47Kohm 1/10W 5% B
R1007	RCPB-B103J-21C	RESISTOR-CHIP C/FILM	10Kohm 1/10W 5% B
R1008	RCPB-B103J-21C	RESISTOR-CHIP C/FILM	10Kohm 1/10W 5% B
R1009	RCPB-B103J-21C	RESISTOR-CHIP C/FILM	10Kohm 1/10W 5% B
R1010	RCPB-B103J-21C	RESISTOR-CHIP C/FILM	10Kohm 1/10W 5% B

<b>Ref. No.</b>	<b>Part No.</b>	<b>Description</b>					
<b>BLOCK-DSP PCB</b>							
<b>RESISTORS</b>							
R1011	RCPB-B103J-21C	RESISTOR-CHIP C/FILM	10Kohm	1/10W	5%	B	
R1012	RCPB-B103J-21C	RESISTOR-CHIP C/FILM	10Kohm	1/10W	5%	B	
R1013	RCPB-B103J-21C	RESISTOR-CHIP C/FILM	10Kohm	1/10W	5%	B	
R1014	RCPB-B103J-21C	RESISTOR-CHIP C/FILM	10Kohm	1/10W	5%	B	
R1015	RCPB-B103J-21C	RESISTOR-CHIP C/FILM	10Kohm	1/10W	5%	B	
R1016	RCPB-B103J-21C	RESISTOR-CHIP C/FILM	10Kohm	1/10W	5%	B	
R1017	RCPB-B151J-21C	RESISTOR-CHIP C/FILM	150ohm	1/10W	5%	B	
R1018	RCPB-B151J-21C	RESISTOR-CHIP C/FILM	150ohm	1/10W	5%	B	
R1019	RCPB-B151J-21C	RESISTOR-CHIP C/FILM	150ohm	1/10W	5%	B	
R1020	RCPB-B151J-21C	RESISTOR-CHIP C/FILM	150ohm	1/10W	5%	B	
R1021	RCPB-B470J-21C	RESISTOR-CHIP C/FILM	47ohm	1/10W	5%	B	
R1022	RCPB-B470J-21C	RESISTOR-CHIP C/FILM	47ohm	1/10W	5%	B	
R1023	RCPB-B472J-21C	RESISTOR-CHIP C/FILM	4.7Kohm	1/10W	5%	B	
R1024	RCPB-B102J-21C	RESISTOR-CHIP C/FILM	1Kohm	1/10W	5%	B	
R1025	RCPB-B100J-21C	RESISTOR-CHIP C/FILM	10ohm	1/10W	5%	B	
R1026	RCPB-B100J-21C	RESISTOR-CHIP C/FILM	10ohm	1/10W	5%	B	
R1027	RCPB-B472J-21C	RESISTOR-CHIP C/FILM	4.7Kohm	1/10W	5%	B	
R1028	RCPB-B472J-21C	RESISTOR-CHIP C/FILM	4.7Kohm	1/10W	5%	B	
R1029	RCPB-B820J-21C	RESISTOR-CHIP C/FILM	82ohm	1/10W	5%	B	
R1030	RCPB-B820J-21C	RESISTOR-CHIP C/FILM	82ohm	1/10W	5%	B	
R1031	RCPB-B104J-21C	RESISTOR-CHIP C/FILM	100Kohm	1/10W	5%	B	
R1032	RCPB-B104J-21C	RESISTOR-CHIP C/FILM	100Kohm	1/10W	5%	B	
R1033	RCPB-B681J-21C	RESISTOR-CHIP C/FILM	680ohm	1/10W	5%	B	
R1034	RCPB-B681J-21C	RESISTOR-CHIP C/FILM	680ohm	1/10W	5%	B	
R1035	RCPB-B681J-21C	RESISTOR-CHIP C/FILM	680ohm	1/10W	5%	B	
R1036	RCPB-B105J-21C	RESISTOR-CHIP C/FILM	1Mohm	1/10W	5%	B	
R1037	RCPB-B183J-21C	RESISTOR-CHIP C/FILM	18Kohm	1/10W	5%	B	
R1038	RCPB-B472J-21C	RESISTOR-CHIP C/FILM	4.7Kohm	1/10W	5%	B	
R1039	RCPB-B472J-21C	RESISTOR-CHIP C/FILM	4.7Kohm	1/10W	5%	B	
R1040	RCPB-B183J-21C	RESISTOR-CHIP C/FILM	18Kohm	1/10W	5%	B	
R1041	RCPB-B472J-21C	RESISTOR-CHIP C/FILM	4.7Kohm	1/10W	5%	B	
R1042	RCPB-B183J-21C	RESISTOR-CHIP C/FILM	18Kohm	1/10W	5%	B	
R1043	RCPB-B681J-21C	RESISTOR-CHIP C/FILM	680ohm	1/10W	5%	B	
R1044	RCPB-B681J-21C	RESISTOR-CHIP C/FILM	680ohm	1/10W	5%	B	
R1045	RCPB-B681J-21C	RESISTOR-CHIP C/FILM	680ohm	1/10W	5%	B	
R1046	RCPB-B472J-21C	RESISTOR-CHIP C/FILM	4.7Kohm	1/10W	5%	B	
R1047	RCPB-B471J-21C	RESISTOR-CHIP C/FILM	470ohm	1/10W	5%	B	
R1049	RCPB-B681J-21C	RESISTOR-CHIP C/FILM	680ohm	1/10W	5%	B	
R1050	RCPB-B102J-21C	RESISTOR-CHIP C/FILM	1Kohm	1/10W	5%	B	
R1051	RCPB-B102J-21C	RESISTOR-CHIP C/FILM	1Kohm	1/10W	5%	B	
R1052	RCPB-B101J-21C	RESISTOR-CHIP C/FILM	100ohm	1/10W	5%	B	
R1053	RCPB-B222J-21C	RESISTOR-CHIP C/FILM	2.2Kohm	1/10W	5%	B	
R1054	RCPB-B102J-21C	RESISTOR-CHIP C/FILM	1Kohm	1/10W	5%	B	
R1055	RCPB-B102J-21C	RESISTOR-CHIP C/FILM	1Kohm	1/10W	5%	B	
R1056	RCPB-B102J-21C	RESISTOR-CHIP C/FILM	1Kohm	1/10W	5%	B	
R1057	RCPB-B103J-21C	RESISTOR-CHIP C/FILM	10Kohm	1/10W	5%	B	
R1058	RCPB-B103J-21C	RESISTOR-CHIP C/FILM	10Kohm	1/10W	5%	B	
R1059	RCPB-B103J-21C	RESISTOR-CHIP C/FILM	10Kohm	1/10W	5%	B	
R1060	RCPB-B103J-21C	RESISTOR-CHIP C/FILM	10Kohm	1/10W	5%	B	
R1061	RCPB-B103J-21C	RESISTOR-CHIP C/FILM	10Kohm	1/10W	5%	B	
R1062	RCPB-B103J-21C	RESISTOR-CHIP C/FILM	10Kohm	1/10W	5%	B	
R1063	RCPB-B103J-21C	RESISTOR-CHIP C/FILM	10Kohm	1/10W	5%	B	
R1064	RCPB-B103J-21C	RESISTOR-CHIP C/FILM	10Kohm	1/10W	5%	B	
R1067	RCPB-B103J-21C	RESISTOR-CHIP C/FILM	10Kohm	1/10W	5%	B	
R1066	RCPB-B472J-21C	RESISTOR-CHIP C/FILM	4.7Kohm	1/10W	5%	B	
R1068	RCPB-B681J-21C	RESISTOR-CHIP C/FILM	680ohm	1/10W	5%	B	
R1069	RCPB-B103J-21C	RESISTOR-CHIP C/FILM	10Kohm	1/10W	5%	B	
R1070	RCPB-B472J-21C	RESISTOR-CHIP C/FILM	4.7Kohm	1/10W	5%	B	
R1071	RCPB-B103J-21C	RESISTOR-CHIP C/FILM	10Kohm	1/10W	5%	B	
R1072	RCPB-B221J-21C	RESISTOR-CHIP C/FILM	220ohm	1/10W	5%	B	
R1073	RCPB-B470J-21C	RESISTOR-CHIP C/FILM	47ohm	1/10W	5%	B	
R1074	RCPB-B681J-21C	RESISTOR-CHIP C/FILM	680ohm	1/10W	5%	B	
R1075	RCPB-B103J-21C	RESISTOR-CHIP C/FILM	10Kohm	1/10W	5%	B	
R1076	RCPB-B103J-21C	RESISTOR-CHIP C/FILM	10Kohm	1/10W	5%	B	
R1077	RCPB-B103J-21C	RESISTOR-CHIP C/FILM	10Kohm	1/10W	5%	B	
R1078	RCPB-B103J-21C	RESISTOR-CHIP C/FILM	10Kohm	1/10W	5%	B	
R1079	RCPB-B103J-21C	RESISTOR-CHIP C/FILM	10Kohm	1/10W	5%	B	
R1080	RCPB-B103J-21C	RESISTOR-CHIP C/FILM	10Kohm	1/10W	5%	B	
R1081	RCPB-B103J-21C	RESISTOR-CHIP C/FILM	10Kohm	1/10W	5%	B	
R1082	RCPB-B103J-21C	RESISTOR-CHIP C/FILM	10Kohm	1/10W	5%	B	
R1083	RCPB-B561J-21C	RESISTOR-CHIP C/FILM	560ohm	1/10W	5%	B	
R1084	RCPB-B561J-21C	RESISTOR-CHIP C/FILM	560ohm	1/10W	5%	B	
R1085	RCPB-B561J-21C	RESISTOR-CHIP C/FILM	560ohm	1/10W	5%	B	

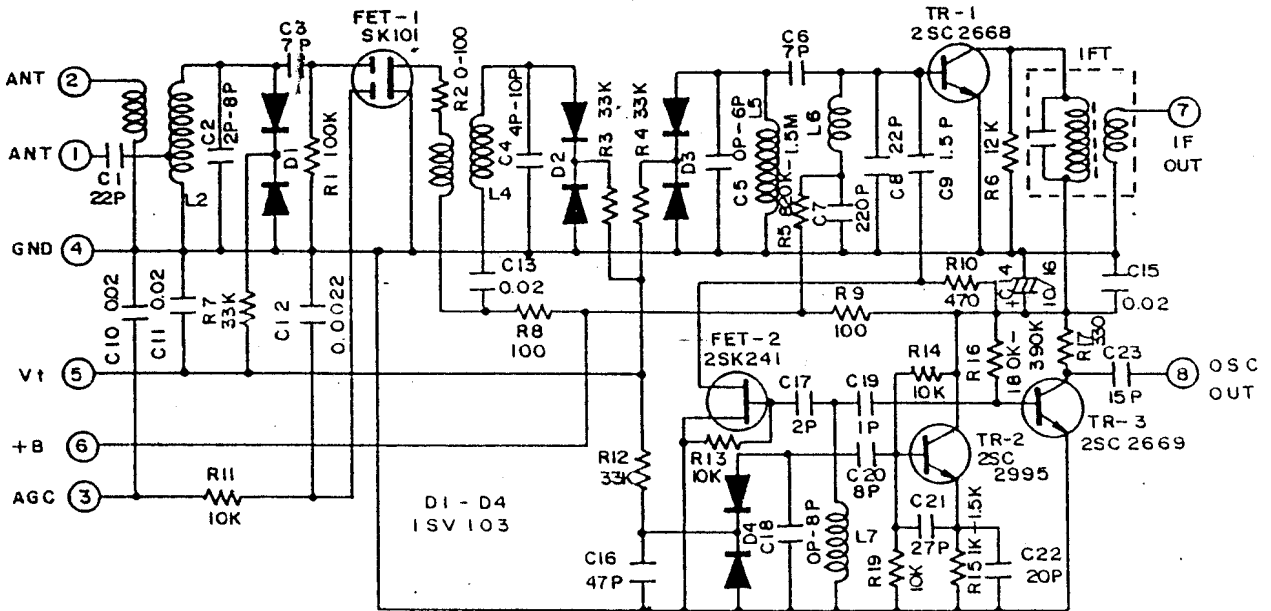
<b>Ref. No.</b>	<b>Part No.</b>	<b>Description</b>	
<b>BLOCK-DSP PCB</b>			
<b>RESISTORS</b>			
R1086	RCPB-B561J-21C	RESISTOR-CHIP C/FILM	560ohm 1/10W 5% B
R1087	RCPB-B561J-21C	RESISTOR-CHIP C/FILM	560ohm 1/10W 5% B
R1088	RCPB-B561J-21C	RESISTOR-CHIP C/FILM	560ohm 1/10W 5% B
R1089	RCPB-B332J-21C	RESISTOR-CHIP C/FILM	3.3Kohm 1/10W 5% B
R1090	RCPB-B332J-21C	RESISTOR-CHIP C/FILM	3.3Kohm 1/10W 5% B
R1091	RCPB-B332J-21C	RESISTOR-CHIP C/FILM	3.3Kohm 1/10W 5% B
R1092	RCPB-B332J-21C	RESISTOR-CHIP C/FILM	3.3Kohm 1/10W 5% B
R1093	RCPB-B332J-21C	RESISTOR-CHIP C/FILM	3.3Kohm 1/10W 5% B
R1094	RCPB-B332J-21C	RESISTOR-CHIP C/FILM	3.3Kohm 1/10W 5% B
R1095	RCPB-B332J-21C	RESISTOR-CHIP C/FILM	3.3Kohm 1/10W 5% B
R1096	RCPB-B332J-21C	RESISTOR-CHIP C/FILM	3.3Kohm 1/10W 5% B
R1097	RCPB-B332J-21C	RESISTOR-CHIP C/FILM	3.3Kohm 1/10W 5% B
R1098	RCPB-B332J-21C	RESISTOR-CHIP C/FILM	3.3Kohm 1/10W 5% B
R1099	RCPB-B332J-21C	RESISTOR-CHIP C/FILM	3.3Kohm 1/10W 5% B
R1100	RCPB-B332J-21C	RESISTOR-CHIP C/FILM	3.3Kohm 1/10W 5% B
R1101	RCPB-B222J-21C	RESISTOR-CHIP C/FILM	2.2Kohm 1/10W 5% B
R1102	RCPB-B222J-21C	RESISTOR-CHIP C/FILM	2.2Kohm 1/10W 5% B
R1103	RCPB-B222J-21C	RESISTOR-CHIP C/FILM	2.2Kohm 1/10W 5% B
R1104	RCPB-B222J-21C	RESISTOR-CHIP C/FILM	2.2Kohm 1/10W 5% B
R1105	RCPB-B222J-21C	RESISTOR-CHIP C/FILM	2.2Kohm 1/10W 5% B
R1106	RCPB-B222J-21C	RESISTOR-CHIP C/FILM	2.2Kohm 1/10W 5% B
R1107	RCPB-B222J-21C	RESISTOR-CHIP C/FILM	2.2Kohm 1/10W 5% B
R1108	RCPB-B222J-21C	RESISTOR-CHIP C/FILM	2.2Kohm 1/10W 5% B
R1109	RCPB-B222J-21C	RESISTOR-CHIP C/FILM	2.2Kohm 1/10W 5% B
R1110	RCPB-B222J-21C	RESISTOR-CHIP C/FILM	2.2Kohm 1/10W 5% B
R1111	RCPB-B222J-21C	RESISTOR-CHIP C/FILM	2.2Kohm 1/10W 5% B
R1112	RCPB-B222J-21C	RESISTOR-CHIP C/FILM	2.2Kohm 1/10W 5% B
R1113	RCPB-B102J-21C	RESISTOR-CHIP C/FILM	1Kohm 1/10W 5% B
R1114	RCPB-B102J-21C	RESISTOR-CHIP C/FILM	1Kohm 1/10W 5% B
R1115	RCPB-B102J-21C	RESISTOR-CHIP C/FILM	1Kohm 1/10W 5% B
R1116	RCPB-B102J-21C	RESISTOR-CHIP C/FILM	1Kohm 1/10W 5% B
R1117	RCPB-B102J-21C	RESISTOR-CHIP C/FILM	1Kohm 1/10W 5% B
R1118	RCPB-B102J-21C	RESISTOR-CHIP C/FILM	1Kohm 1/10W 5% B
R1119	RCPB-B104J-21C	RESISTOR-CHIP C/FILM	100Kohm 1/10W 5% B
R1120	RCPB-B104J-21C	RESISTOR-CHIP C/FILM	100Kohm 1/10W 5% B
R1121	RCPB-B104J-21C	RESISTOR-CHIP C/FILM	100Kohm 1/10W 5% B
R1122	RCPB-B104J-21C	RESISTOR-CHIP C/FILM	100Kohm 1/10W 5% B
R1123	RCPB-B104J-21C	RESISTOR-CHIP C/FILM	100Kohm 1/10W 5% B
R1124	RCPB-B104J-21C	RESISTOR-CHIP C/FILM	100Kohm 1/10W 5% B
R1125	RCPB-B222J-21C	RESISTOR-CHIP C/FILM	2.2Kohm 1/10W 5% B
R1126	RCPB-B222J-21C	RESISTOR-CHIP C/FILM	2.2Kohm 1/10W 5% B
R1127	RCPB-B222J-21C	RESISTOR-CHIP C/FILM	2.2Kohm 1/10W 5% B
R1128	RCPB-B222J-21C	RESISTOR-CHIP C/FILM	2.2Kohm 1/10W 5% B
R1129	RCPB-B222J-21C	RESISTOR-CHIP C/FILM	2.2Kohm 1/10W 5% B
R1130	RCPB-B222J-21C	RESISTOR-CHIP C/FILM	2.2Kohm 1/10W 5% B
R1131	RCPB-B470J-21C	RESISTOR-CHIP C/FILM	47ohm 1/10W 5% B
R1132	RCPB-B470J-21C	RESISTOR-CHIP C/FILM	47ohm 1/10W 5% B
R1133	RCPB-B100J-21C	RESISTOR-CHIP C/FILM	10ohm 1/10W 5% B
R1135	RCPB-B472J-21C	RESISTOR-CHIP C/FILM	4.7Kohm 1/10W 5% B
<b>MISCELLANEOUS</b>			
J1001	SKRC-00731-02P	SOCKET-RCA	JC020009VN
<b>TRANSISTORS</b>			
Q1001	TRTA-0008G-SD0	TRANSISTOR P-H FREQ	KTA1266-GR TO92
Q1002	TRTC-01700-SD0	TRANSISTOR N-H FREQ	KRC107M W/RESIST TO92M
Q1003	TRTA-00940-SD0	TRANSISTOR P-H FREQ	KRA107M W/RESIST TO92M
Q1004	TRTC-01700-SD0	TRANSISTOR N-H FREQ	KRC107M W/RESIST TO92M
Q1005	TRTA-00940-SD0	TRANSISTOR P-H FREQ	KRA107M W/RESIST TO92M
Q1006	TRTC-01700-SD0	TRANSISTOR N-H FREQ	KRC107M W/RESIST TO92M
Q1007	TRTA-00940-SD0	TRANSISTOR P-H FREQ	KRA107M W/RESIST TO92M
Q1008	TRTD-00200-SD0	TRANSISTOR N-L FREQ	KTD-1302 TO92
Q1009	TRTD-00200-SD0	TRANSISTOR N-L FREQ	KTD-1302 TO92
Q1010	TRTD-00200-SD0	TRANSISTOR N-L FREQ	KTD-1302 TO92
Q1011	TRTD-00200-SD0	TRANSISTOR N-L FREQ	KTD-1302 TO92
Q1012	TRTD-00200-SD0	TRANSISTOR N-L FREQ	KTD-1302 TO92
Q1013	TRTD-00200-SD0	TRANSISTOR N-L FREQ	KTD-1302 TO92



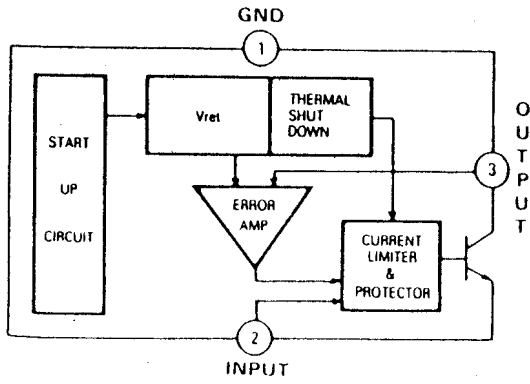
FRONT END : FE601 (FTA3-509HA) U.S.A. VERSION



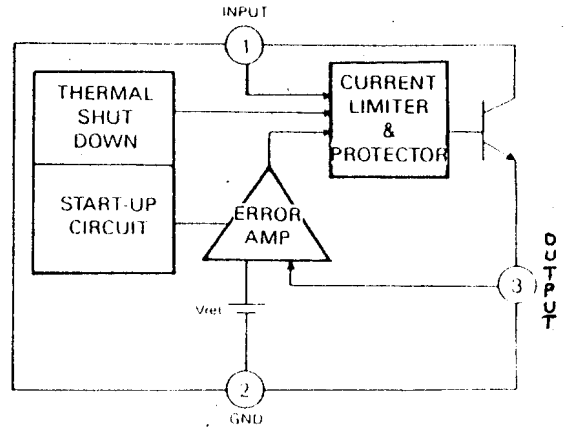
FRONT END: FE601 (FTA4-460H) EU. Version



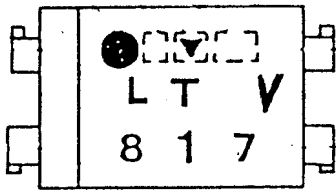
IC3 : KA79XX REGULATOR



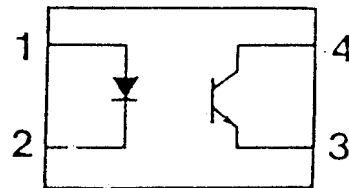
IC4, IC8, IC102, IC703 : KA78XX REGULATOR



IC5 : LTV817B PHOTO COUPLER

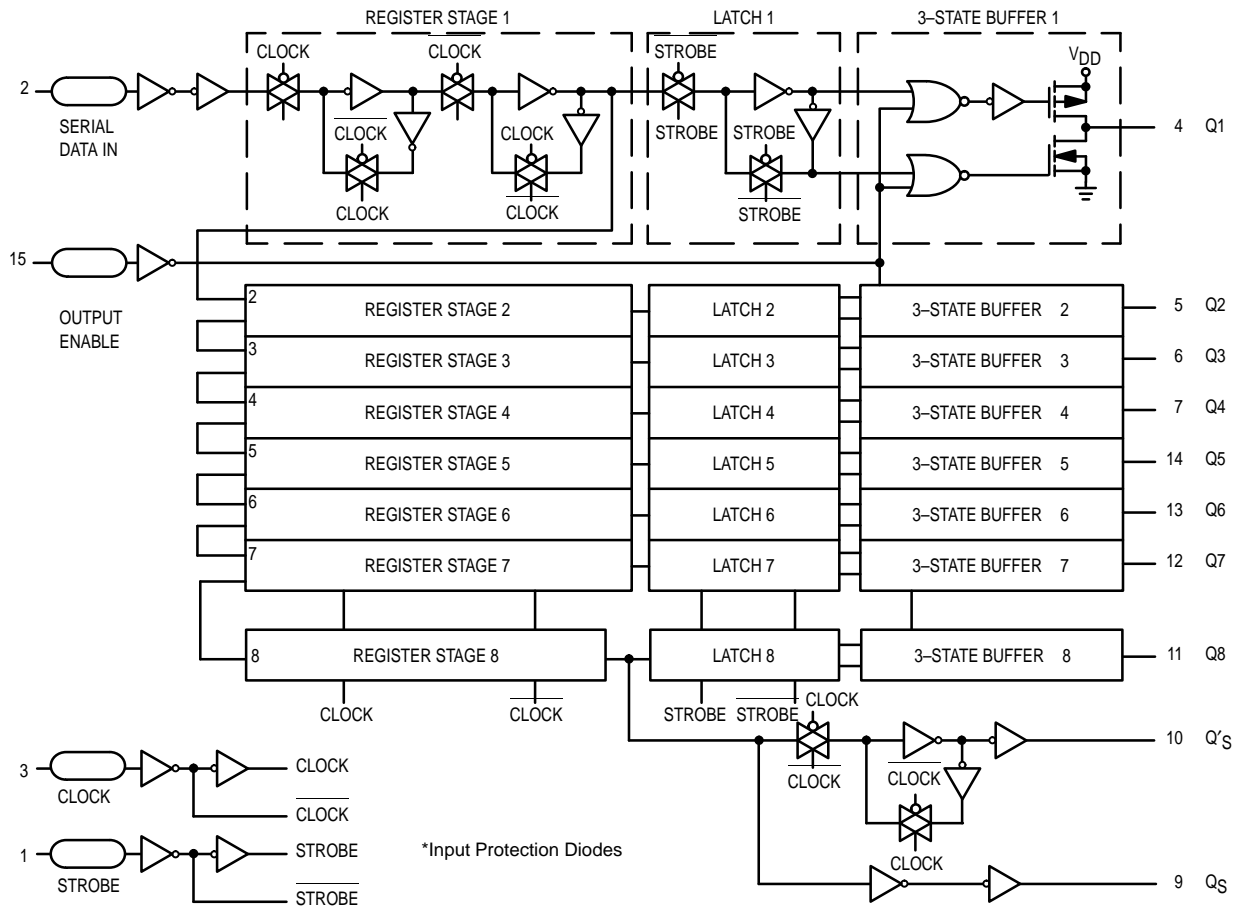


Pin No. and internal connection diagram

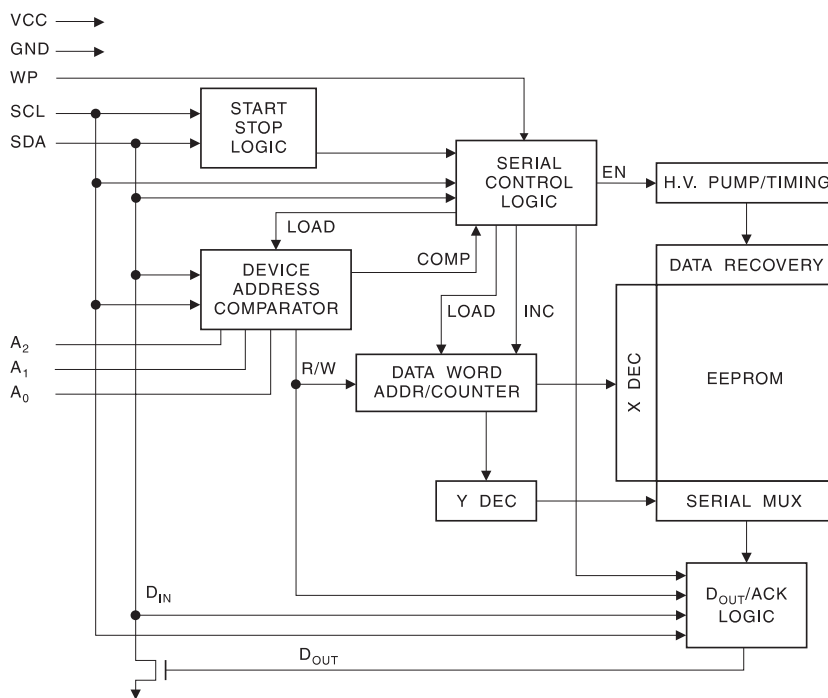


- 1. Anode
- 2. Cathode
- 3. Emitter
- 4. Collector

IC6, IC7 : MC14094BCP – 8 STAGE SHIFT/STORE REGISTER

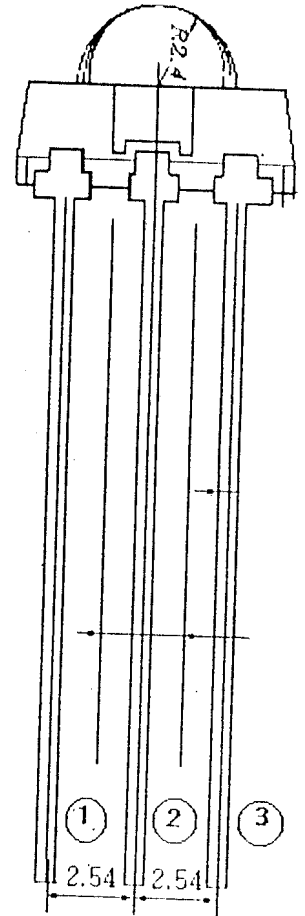
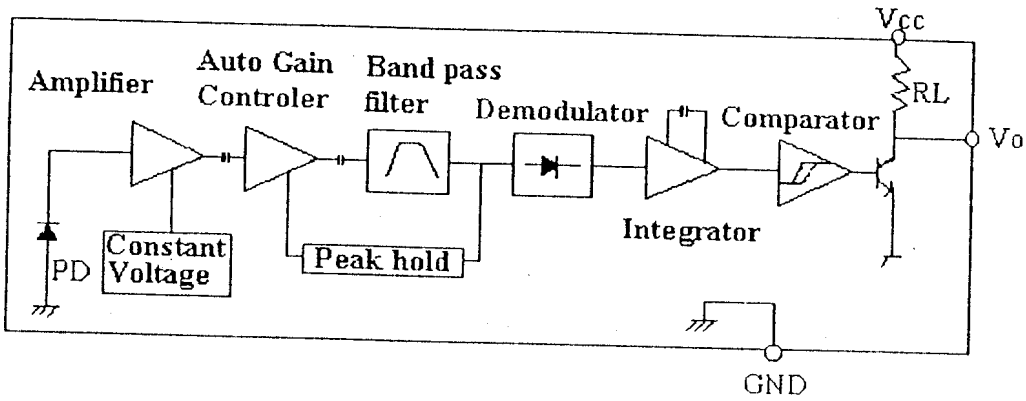


IC402 : BR24C04 – 4K CMOS EEPROM



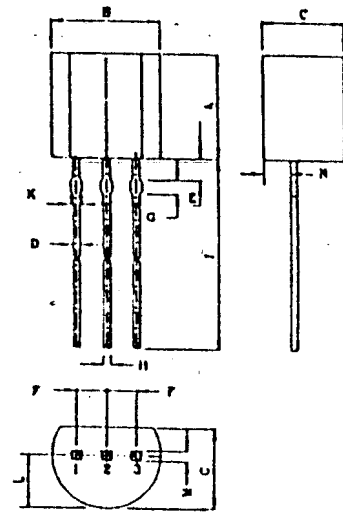
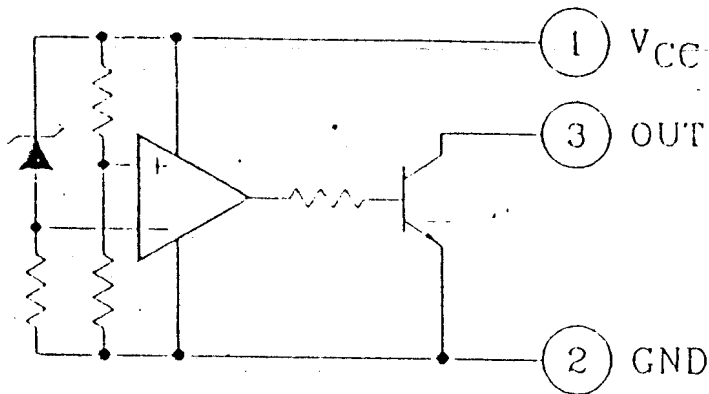
IC404 : HI-M602HO REMOTE RECEIVER

Block Diagram



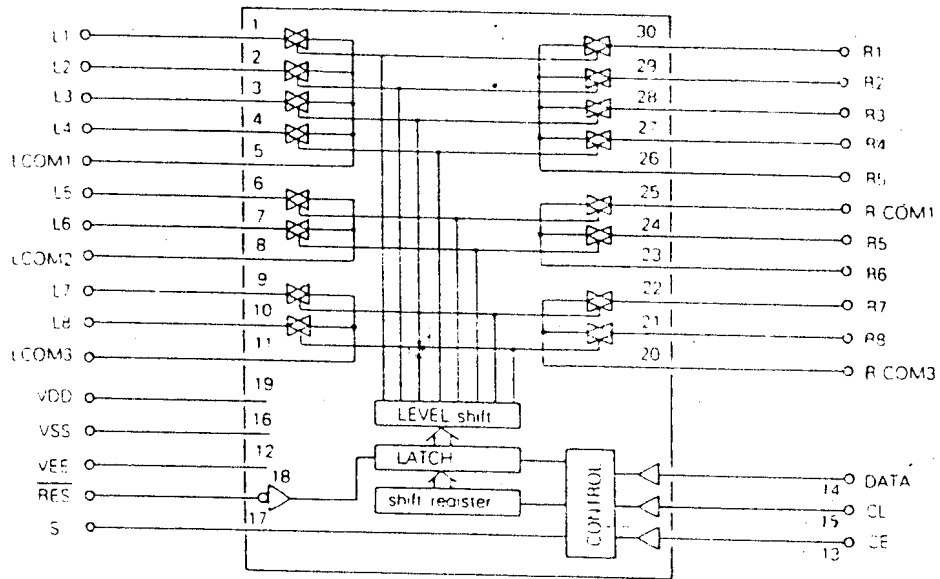
- ① Vout
- ② GND
- ③ Vcc

IC405 : KIA7042P RESET

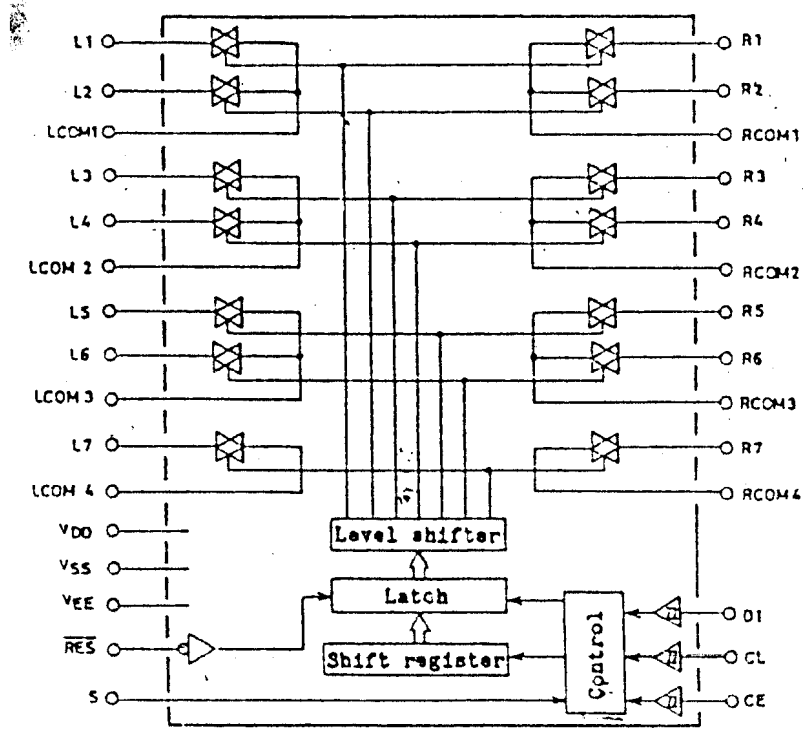


- 1. Vcc
- 2. GND
- 3. OUT

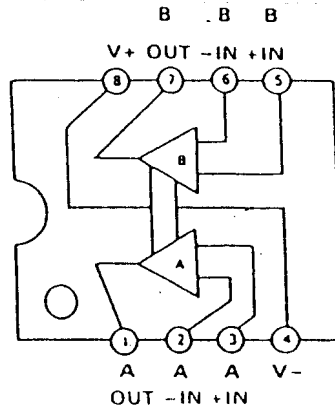
IC501 : LC7821 FUNCTION SELECTOR



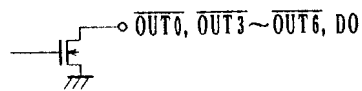
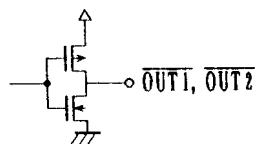
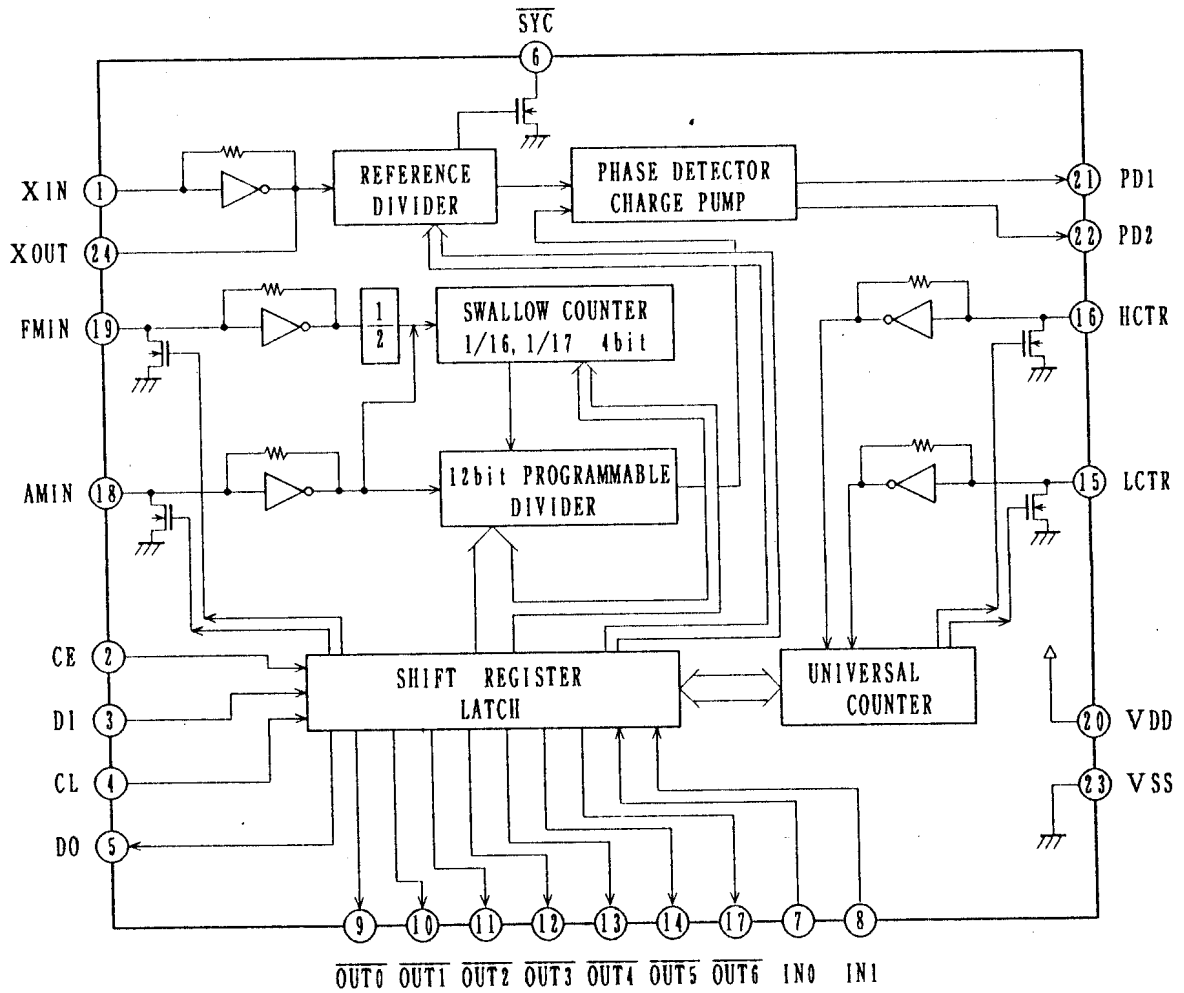
IC506, IC801 : LC78213 ANALOG FUNCTION



I1010, I1011, I1016, I1017, I1018.  
 IC502, IC503, IC504, IC505, IC507, IC508, IC701, IC803,  
 IC804, IC805, IC806, IC807, IC808, IC809, IC810, IC811 :  
 NJM2068DD/NJM4558MD/NJW4558M DUAL OP AMP

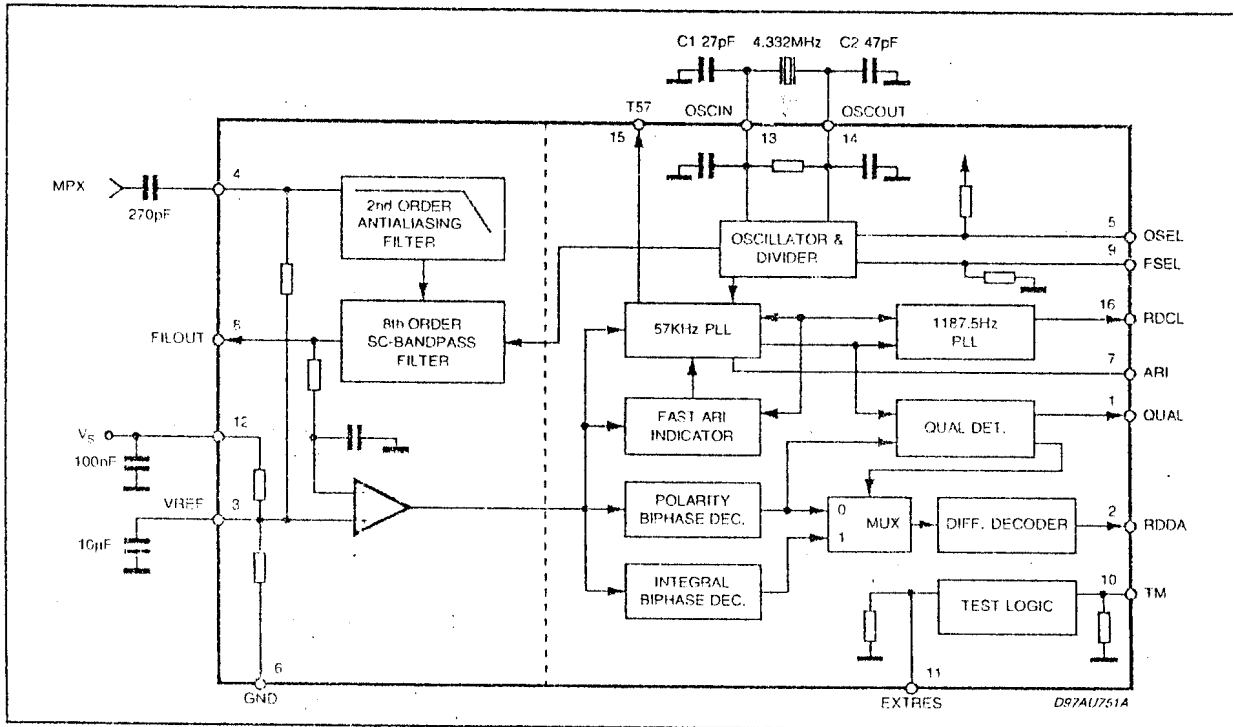


IC602 : LC7218JM PLL FREQUENCY SYNTHESIZER

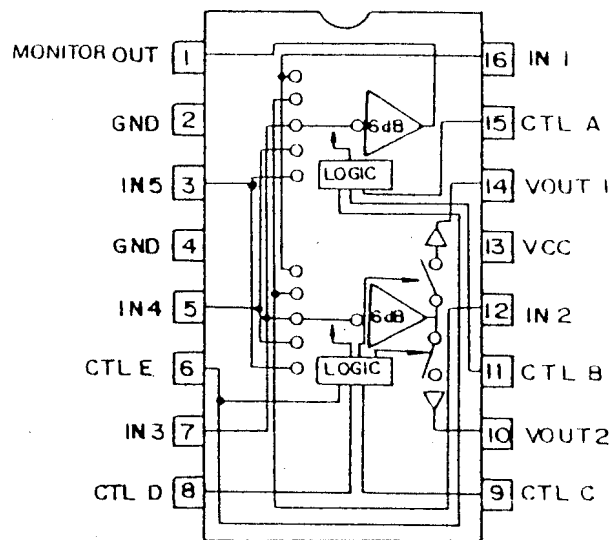


IC604 : TDA7479D

RDS DEMODULATOR+FILTER (AVR200 ONLY)

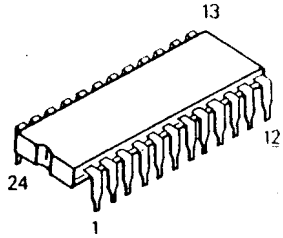


IC702 : BA7625 VIDEO SIGNAL SWITCHER

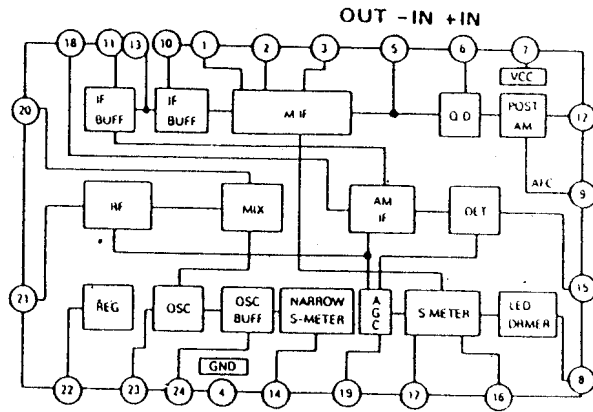


IC601 : LA1266 AM/FM IF

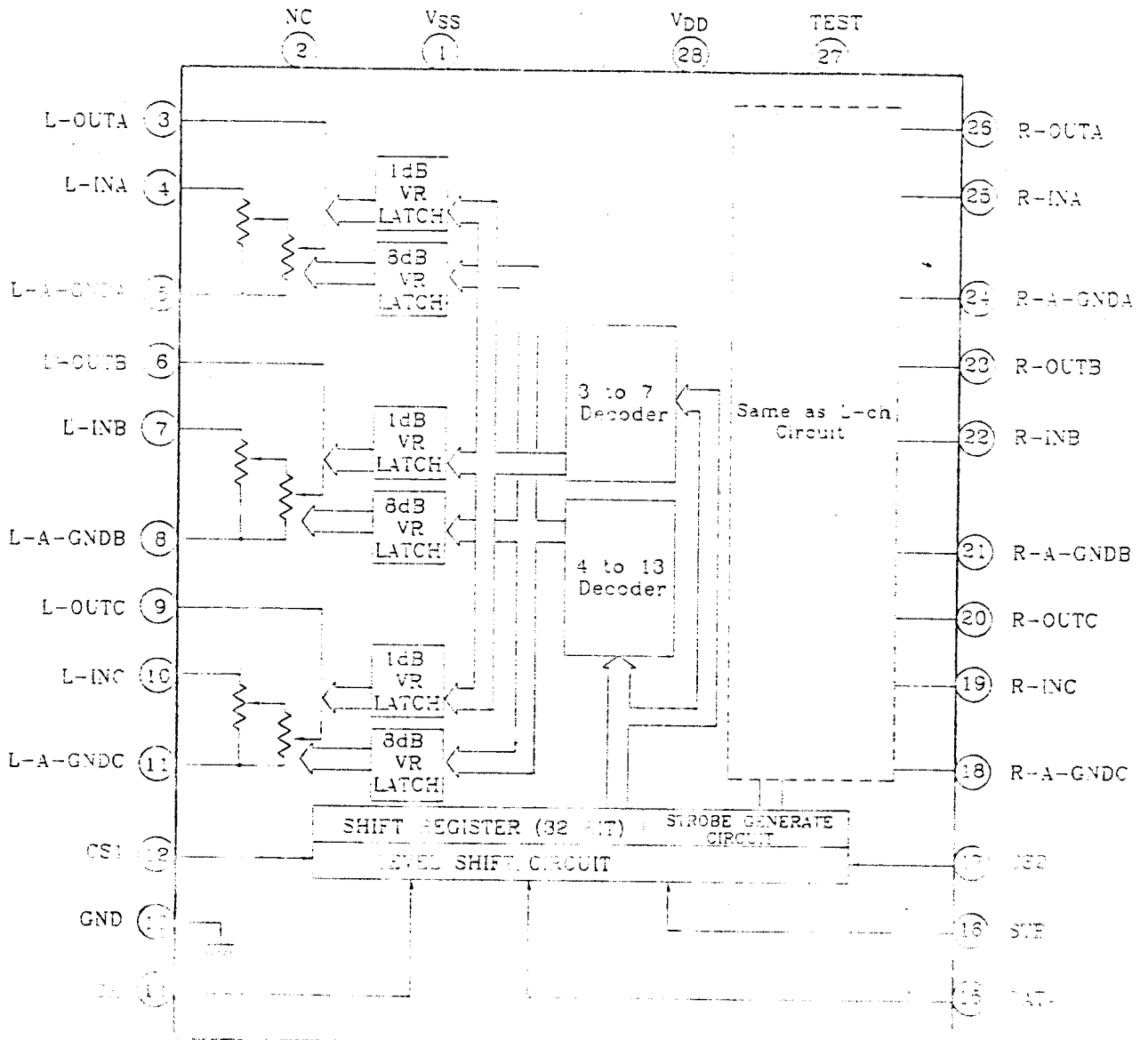
Package Outline



Block Diagram

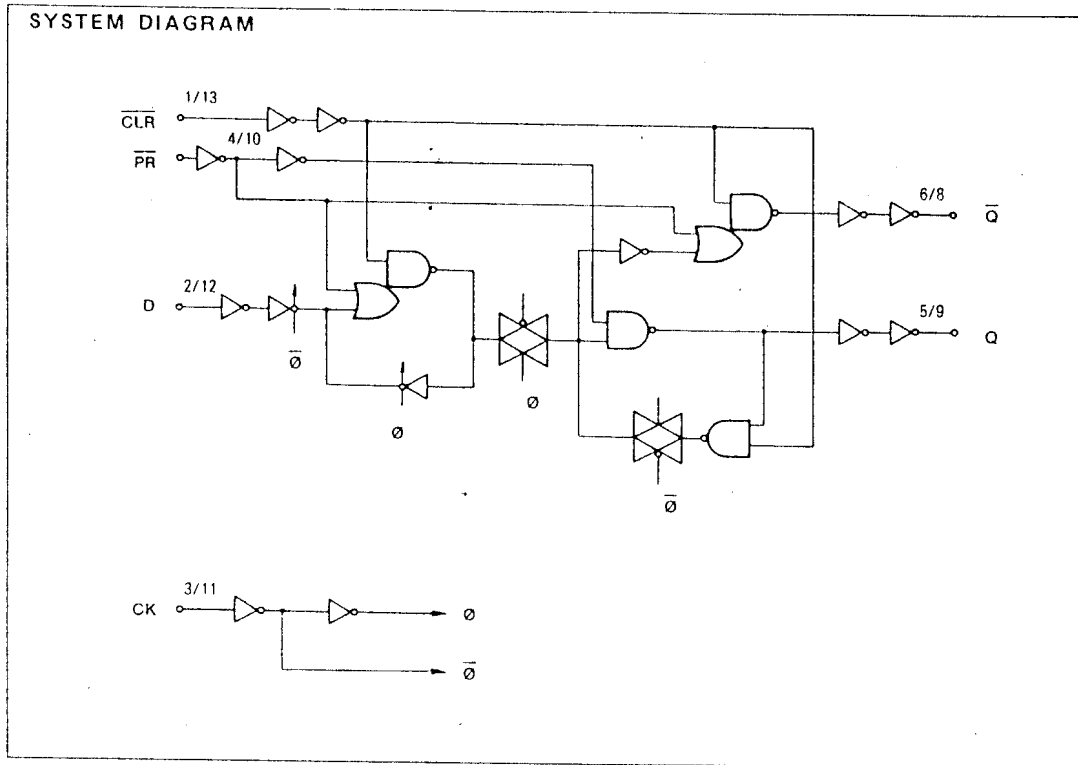


IC802 : TC9482N 6-CH VOLUME CONTROL

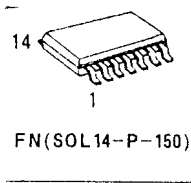




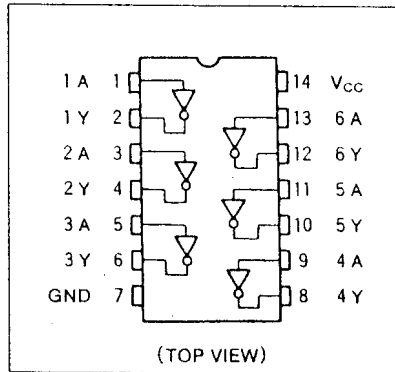
I1004 : HD74HC74 Dual positive-edge triggered D F/F



I1001 : 74HCU04

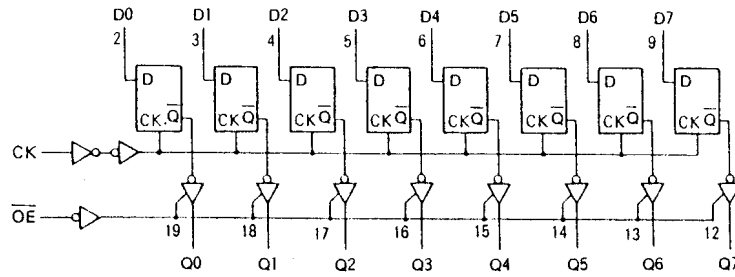


PIN ASSIGNMENT



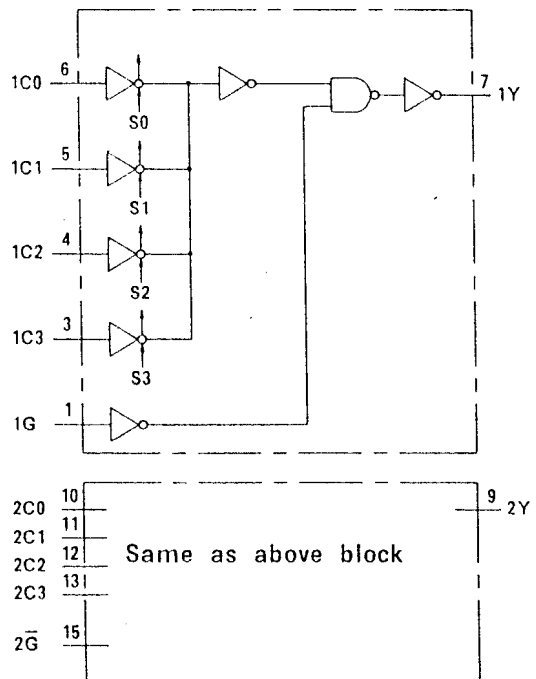
I1006, I1007 : HD74HC574 OCTAL EDGE-TRIGGERED D FLIP-FLOP

TC74AC574



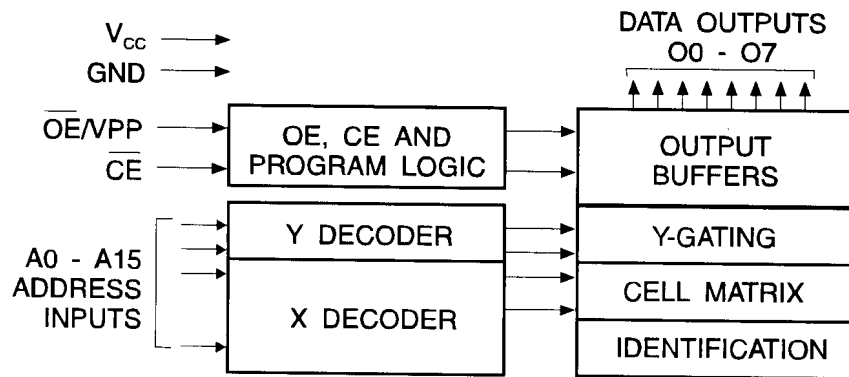
I1002 : HD 74HC153 Dual 4-CH Multiplexer

TC74AC153



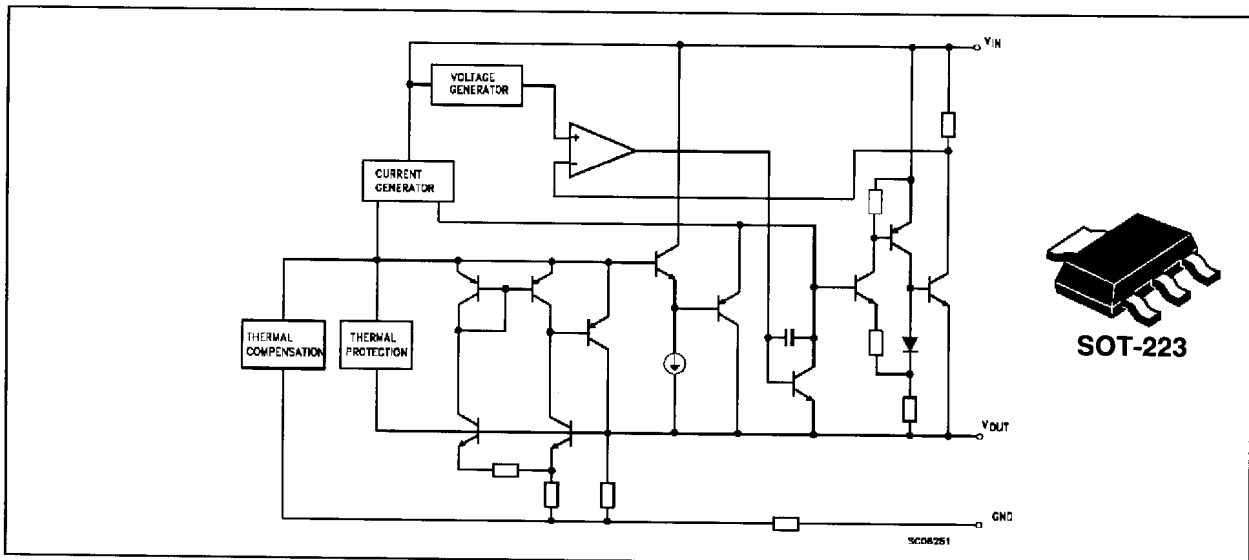
I1005 AT27C512R : 512K(64Kx8) OTE EPROM

**Block Diagram**

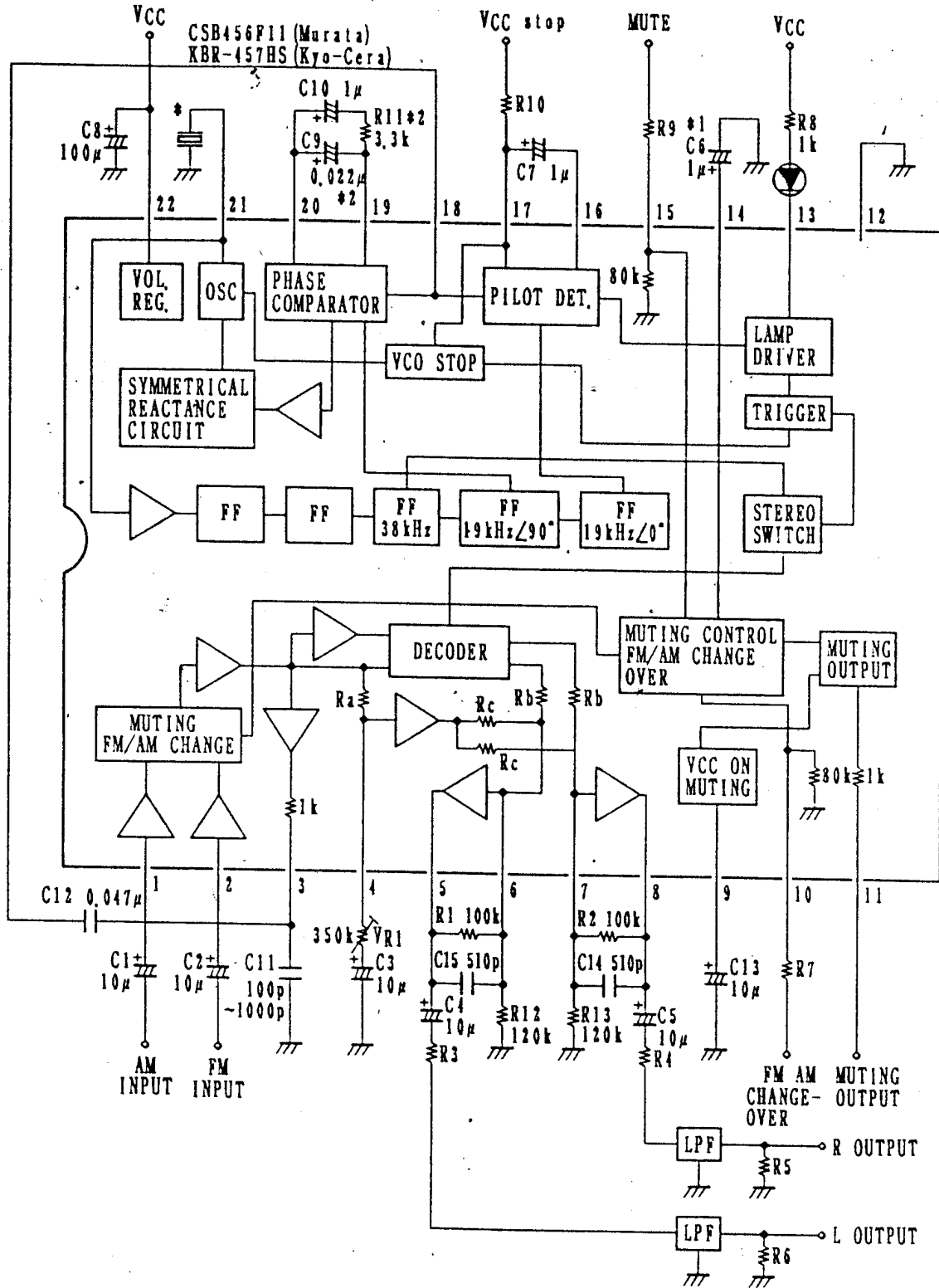


I1009 : LD 1117 3.3V regulator

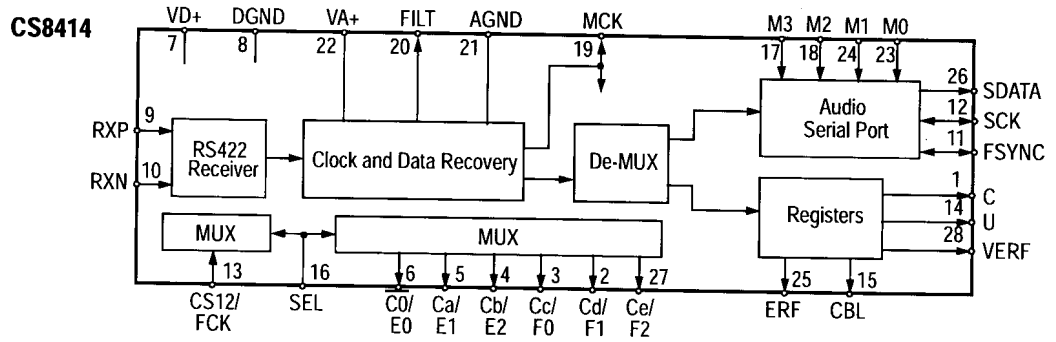
**BLOCK DIAGRAM**



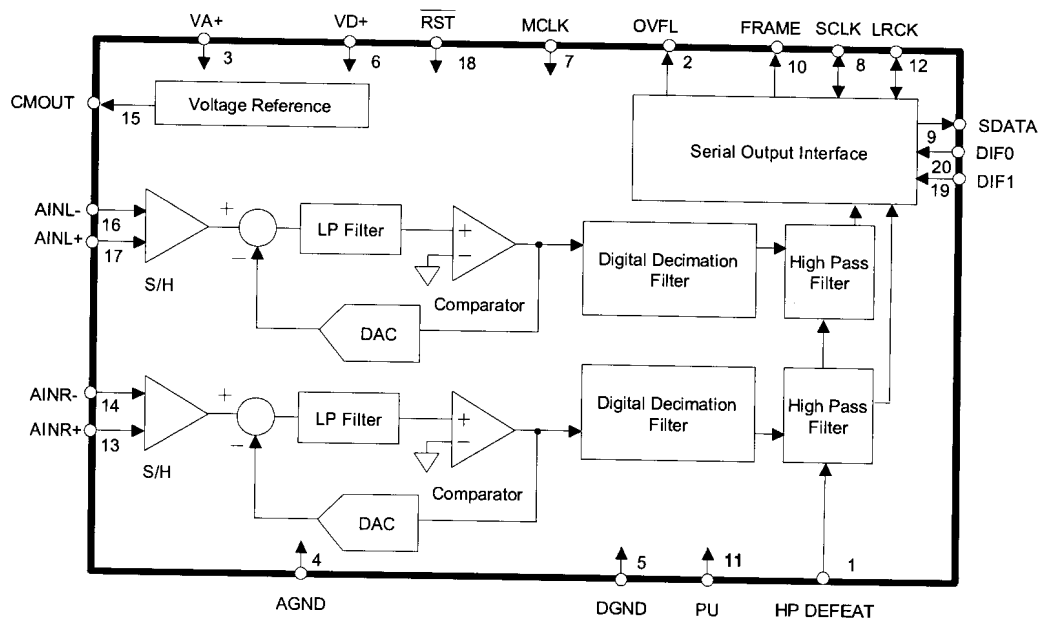
LA3401: IC603 FM/AM MPX IC



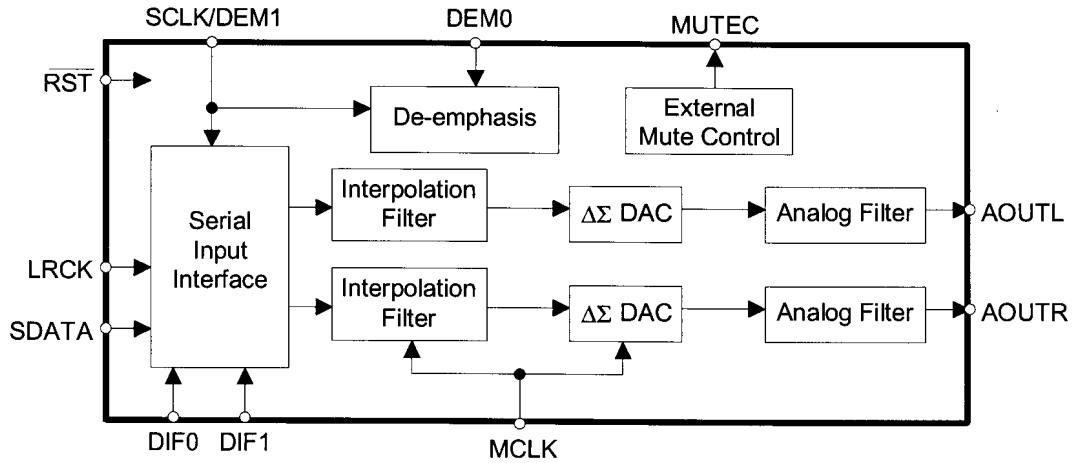
I1003 : CS8414 Digital Audio Receiver



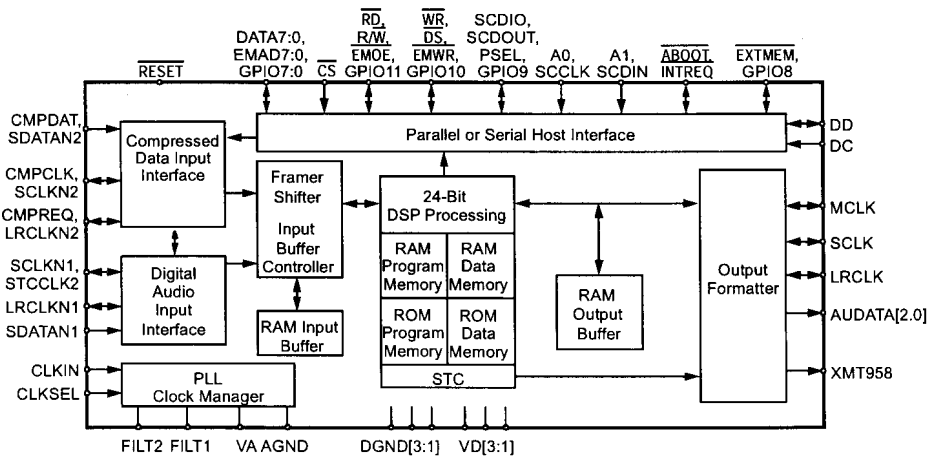
I1012 : CS5360 ADC



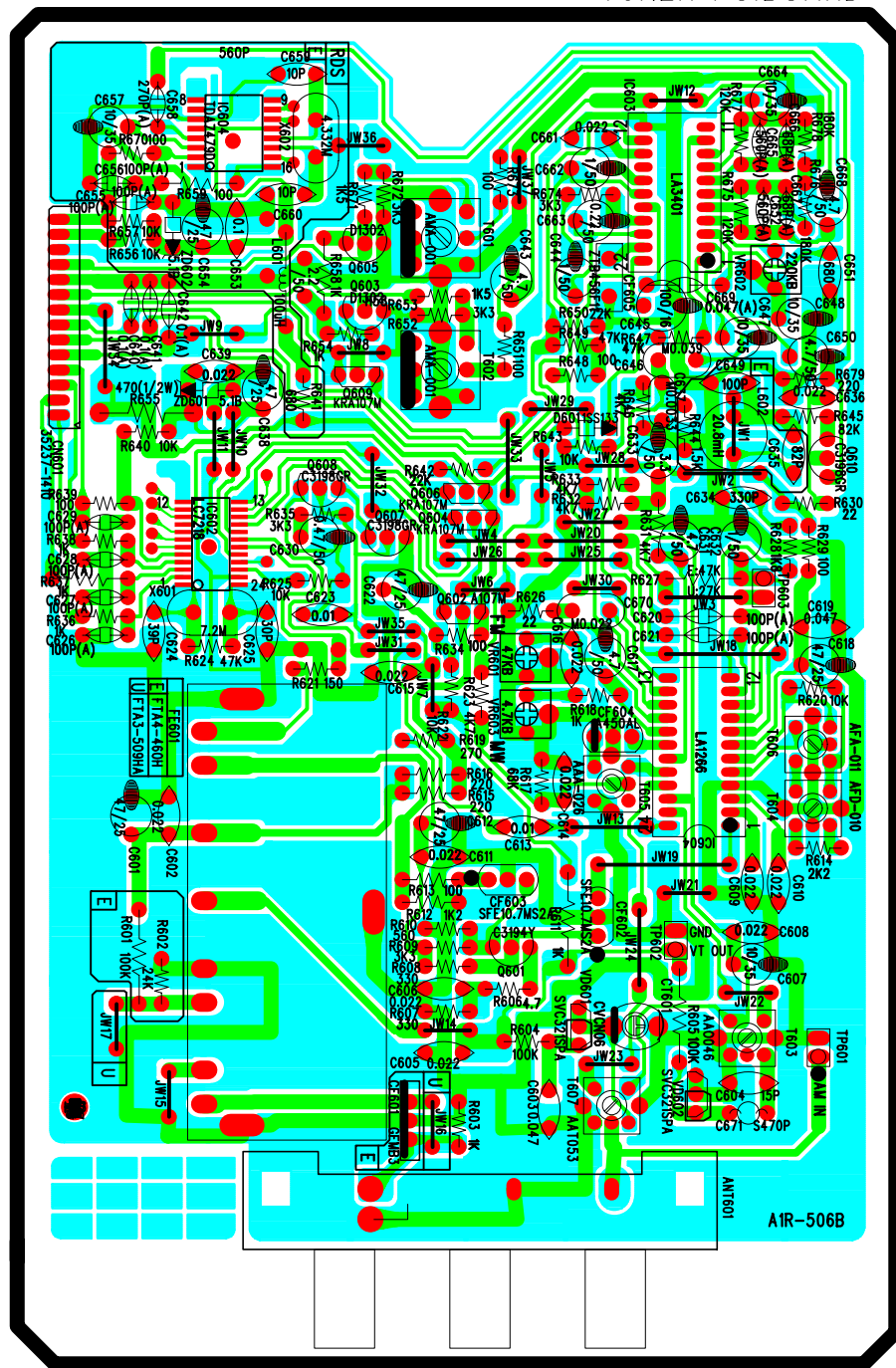
I1013, I1014, I1015 : CS4340 DAC



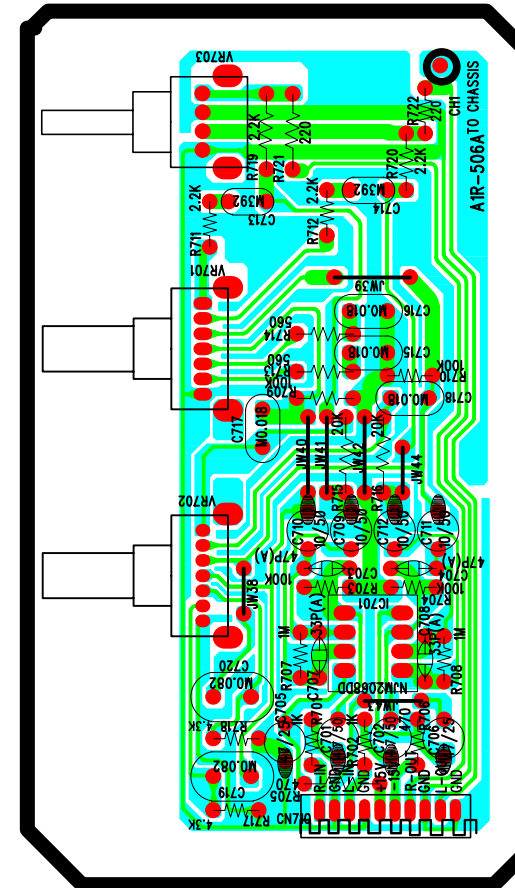
I1008 : CS4923 Multi-channel/ Digital Audio Decoders



TUNER PC.BOARD

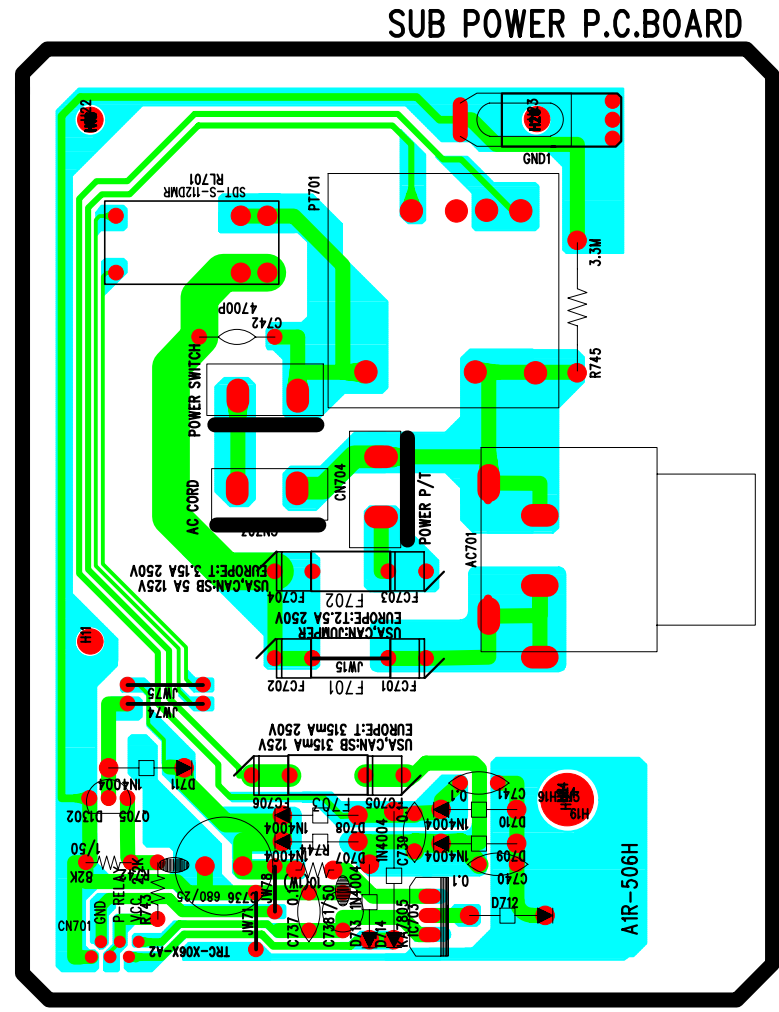
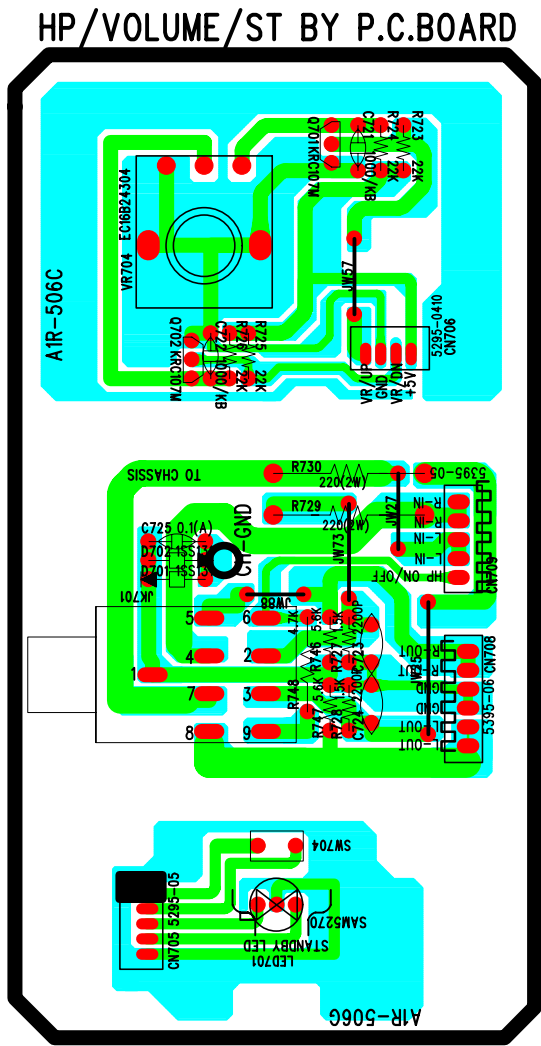
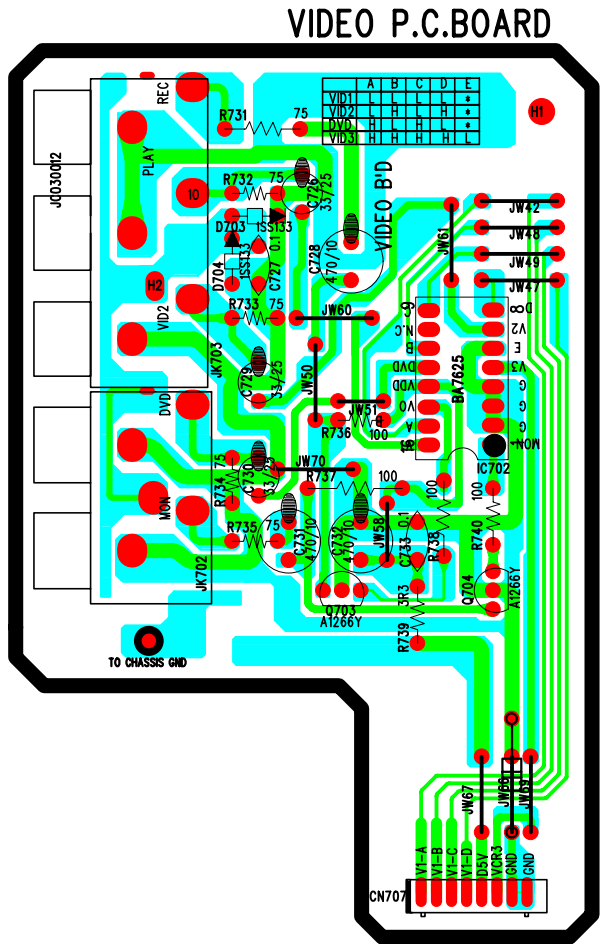


TONE PC.BOARD



P.C.BOARD  
VIDEO/HP/VOLUME/SUB POWER

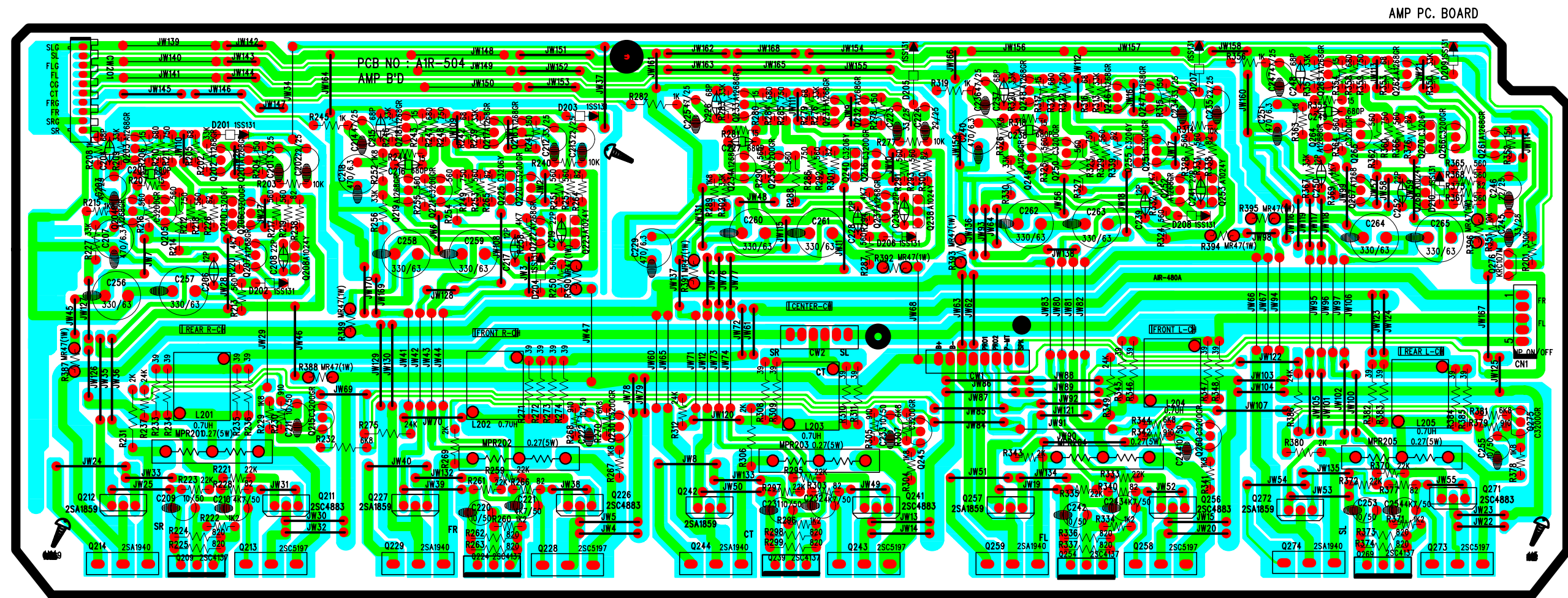
AVR100 / AVR200





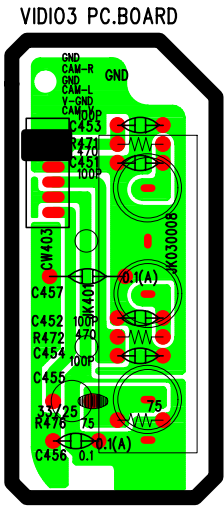
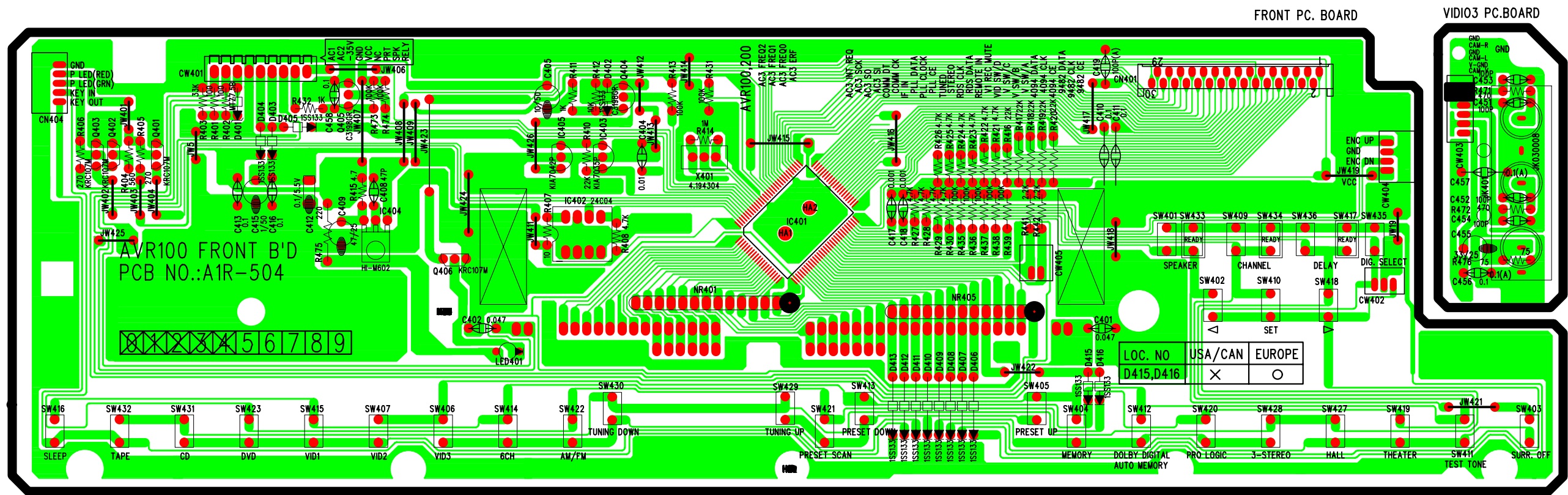
P.C.BOARD  
AMP

AVR100 / AVR200



P.C.BOARD  
FRONT

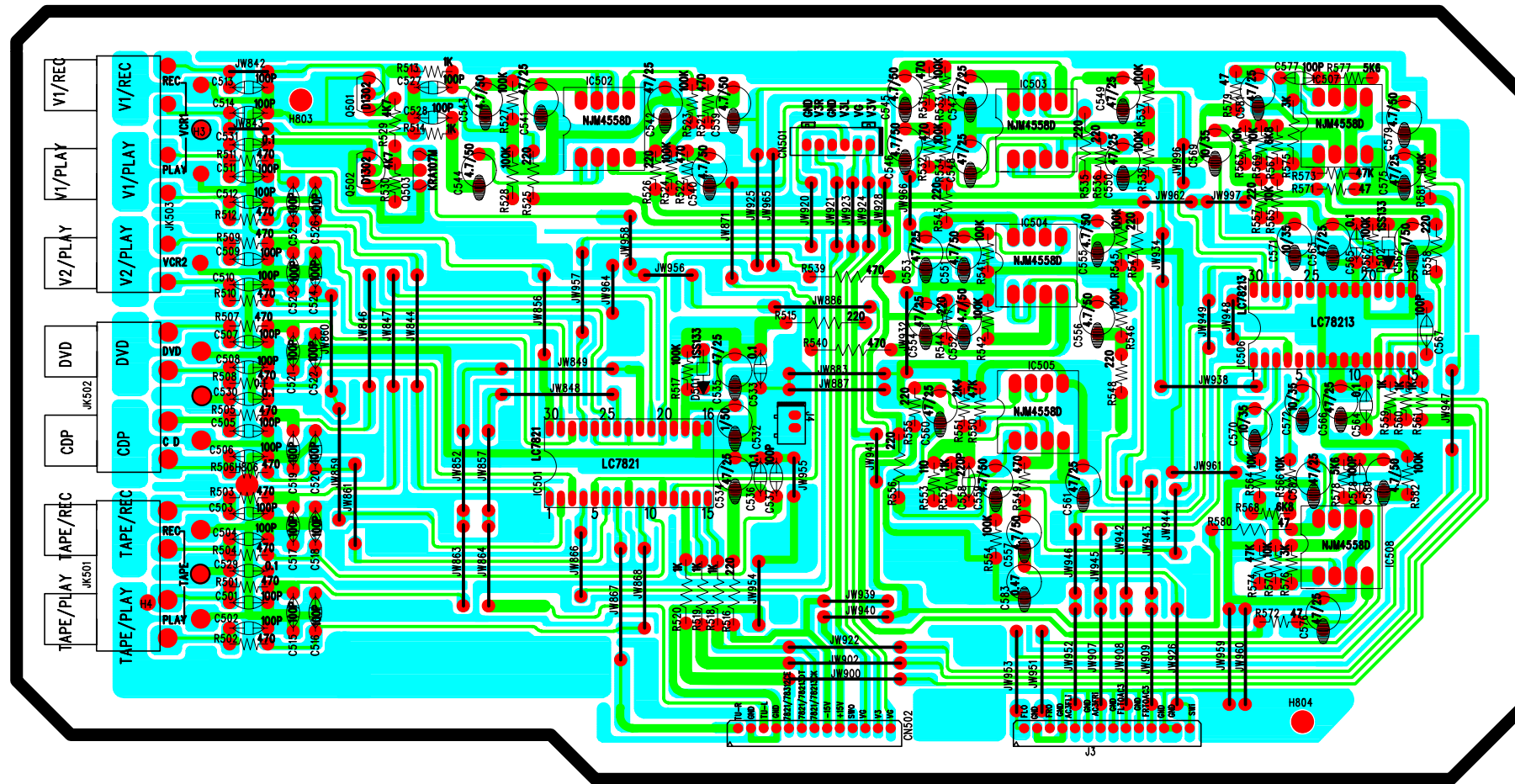
AVR100 / AVR200



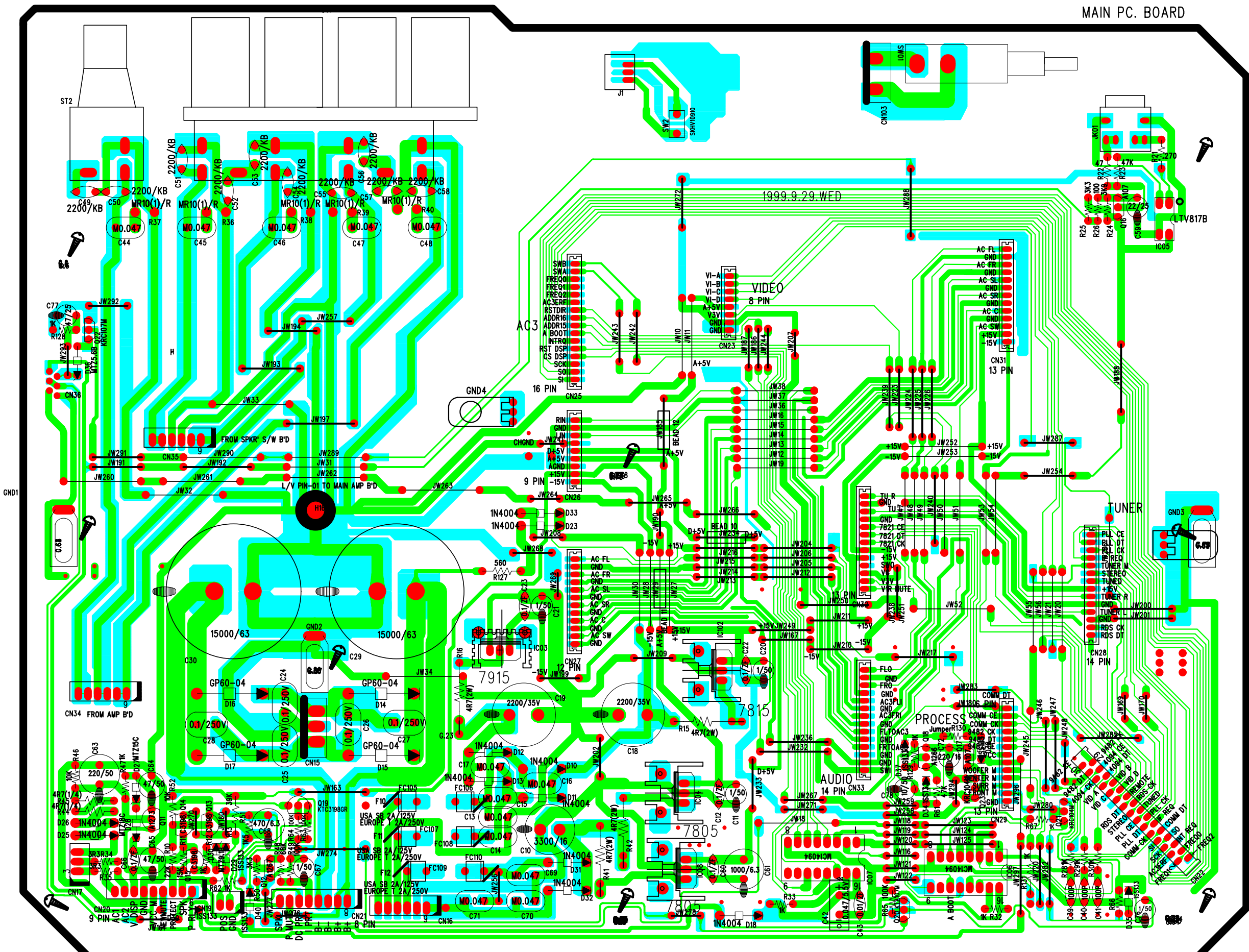
P.C.BOARD  
INPUT

AVR100 / AVR200

INPUT PC .BOARD

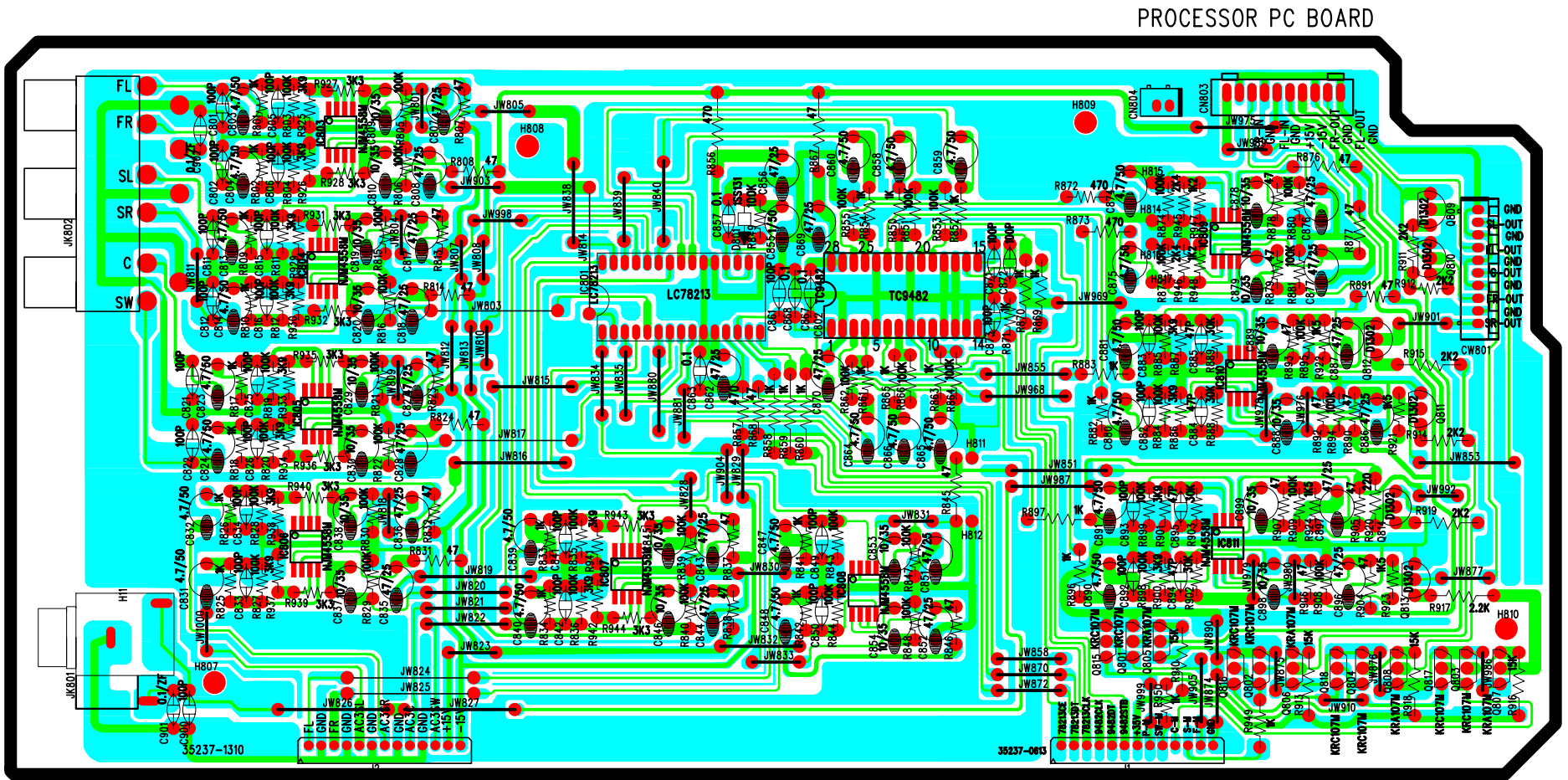


MAIN PC. BOARD



P.C.BOARD  
PROCESSOR

AVR100 / AVR200



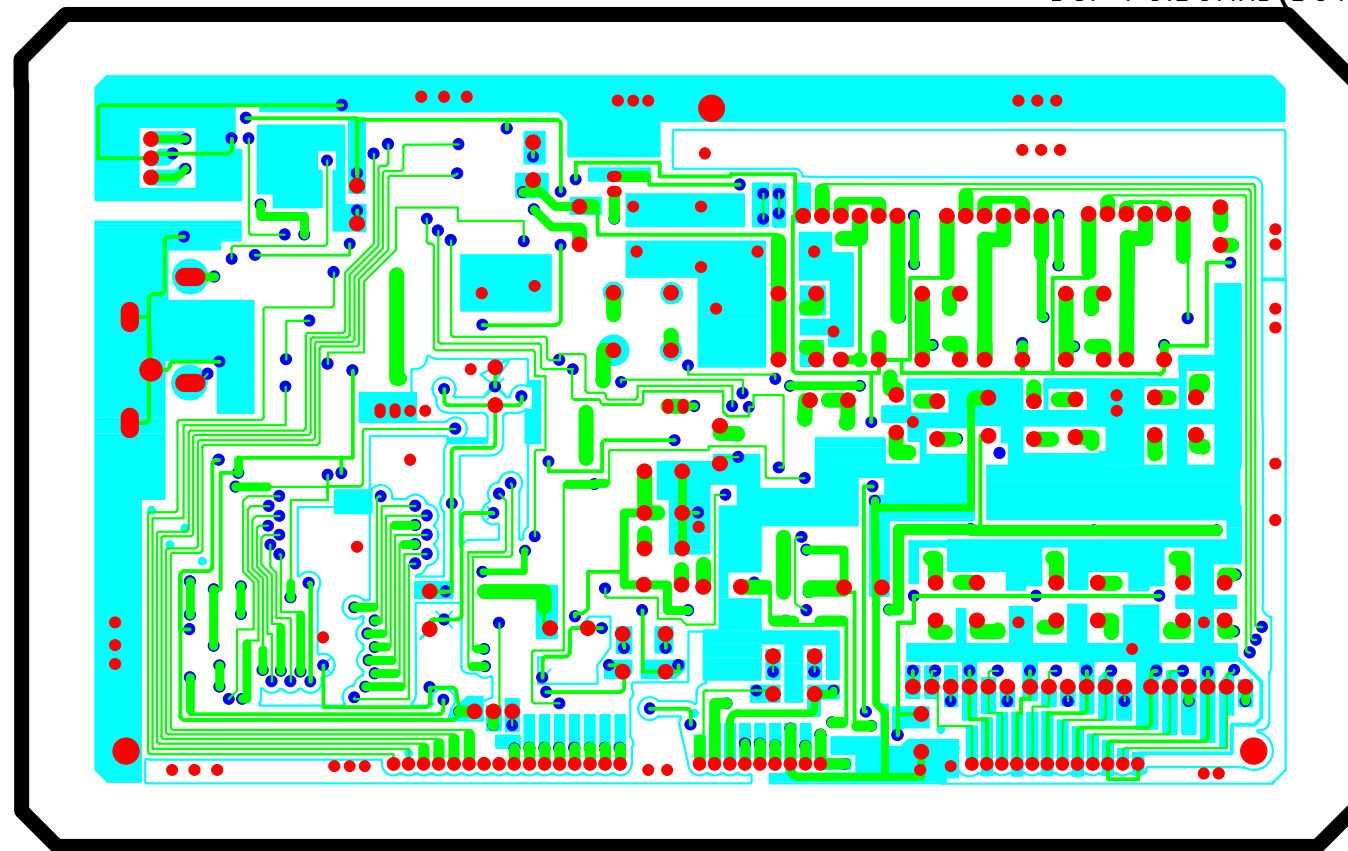
PROCESSOR PC BOARD



P.C.BOARD  
DSP(TOP/BOT)

AVR100 / AVR200

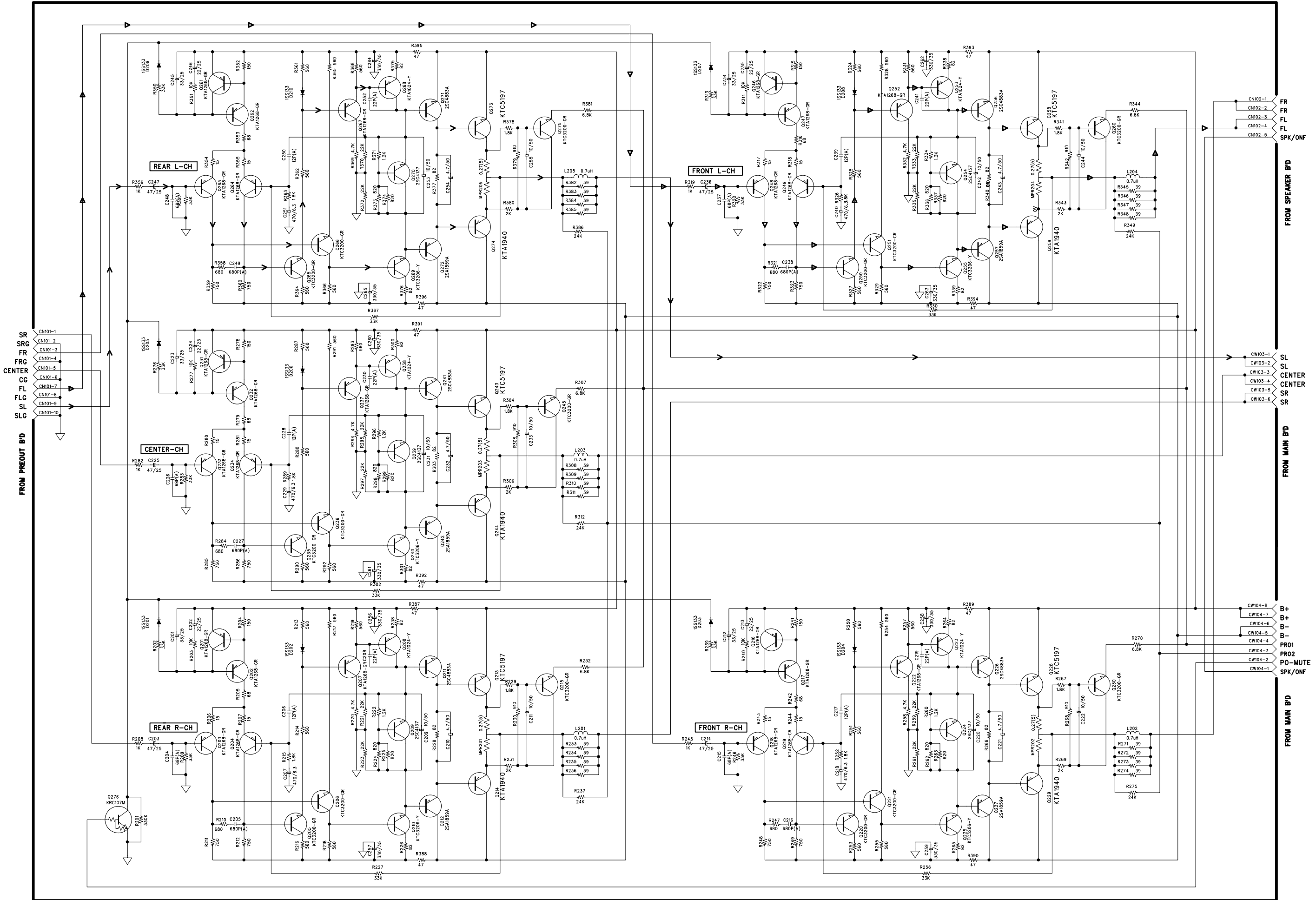
DSP PC.BOARD(BOT)







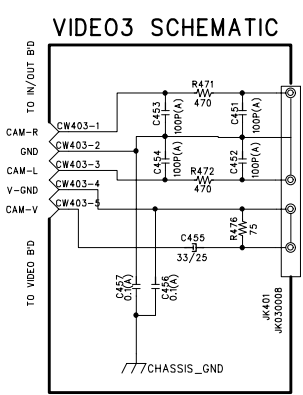
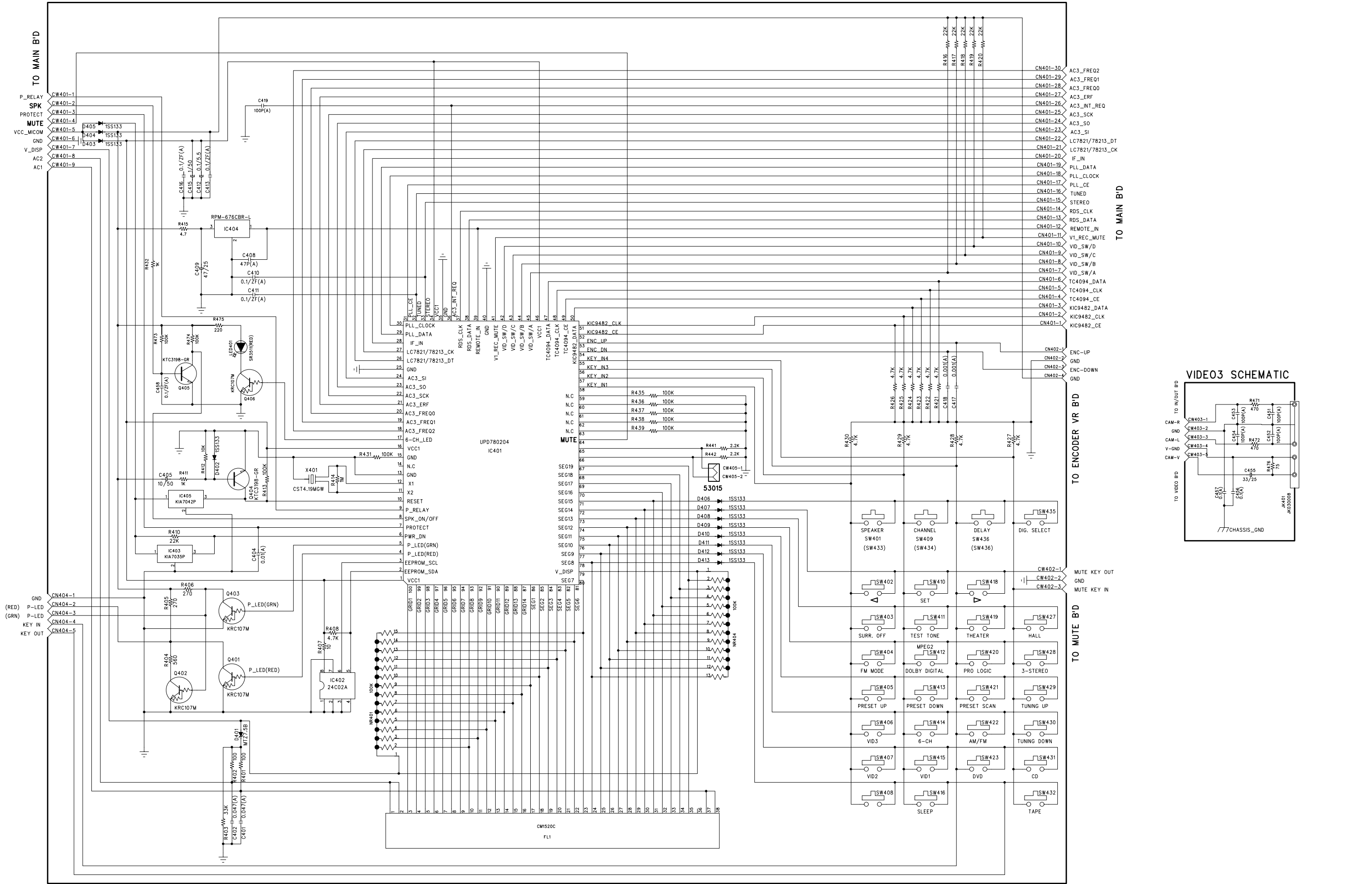
AMP SCHEMATIC



SCHEMATIC DIAGRAM  
FRONT

AVR100 / AVR200

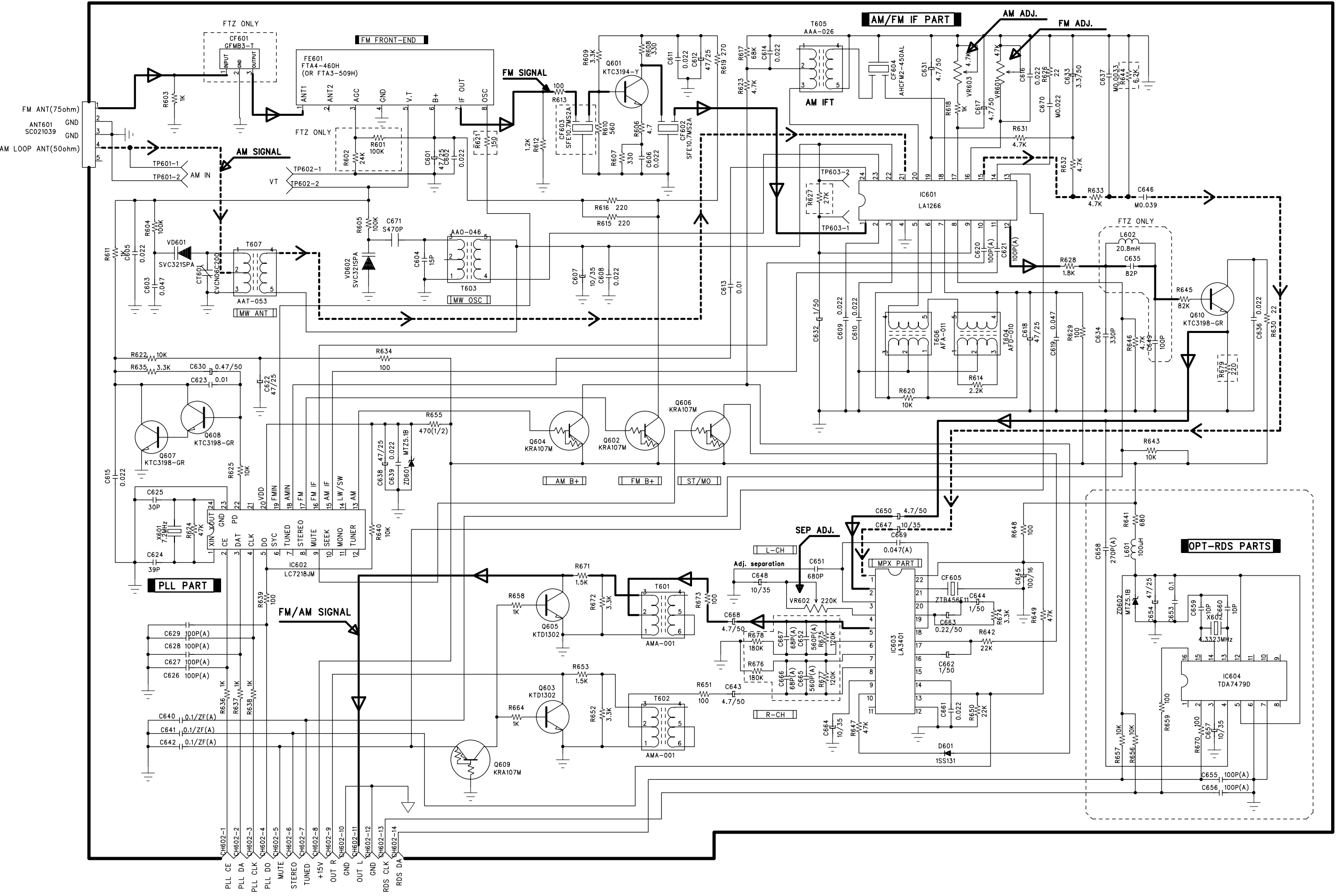
FRONT SCHEMATIC



# SCHEMATIC DIAGRAM TUNER

AVR100 / AVR200

## TUNER SCHEMATIC



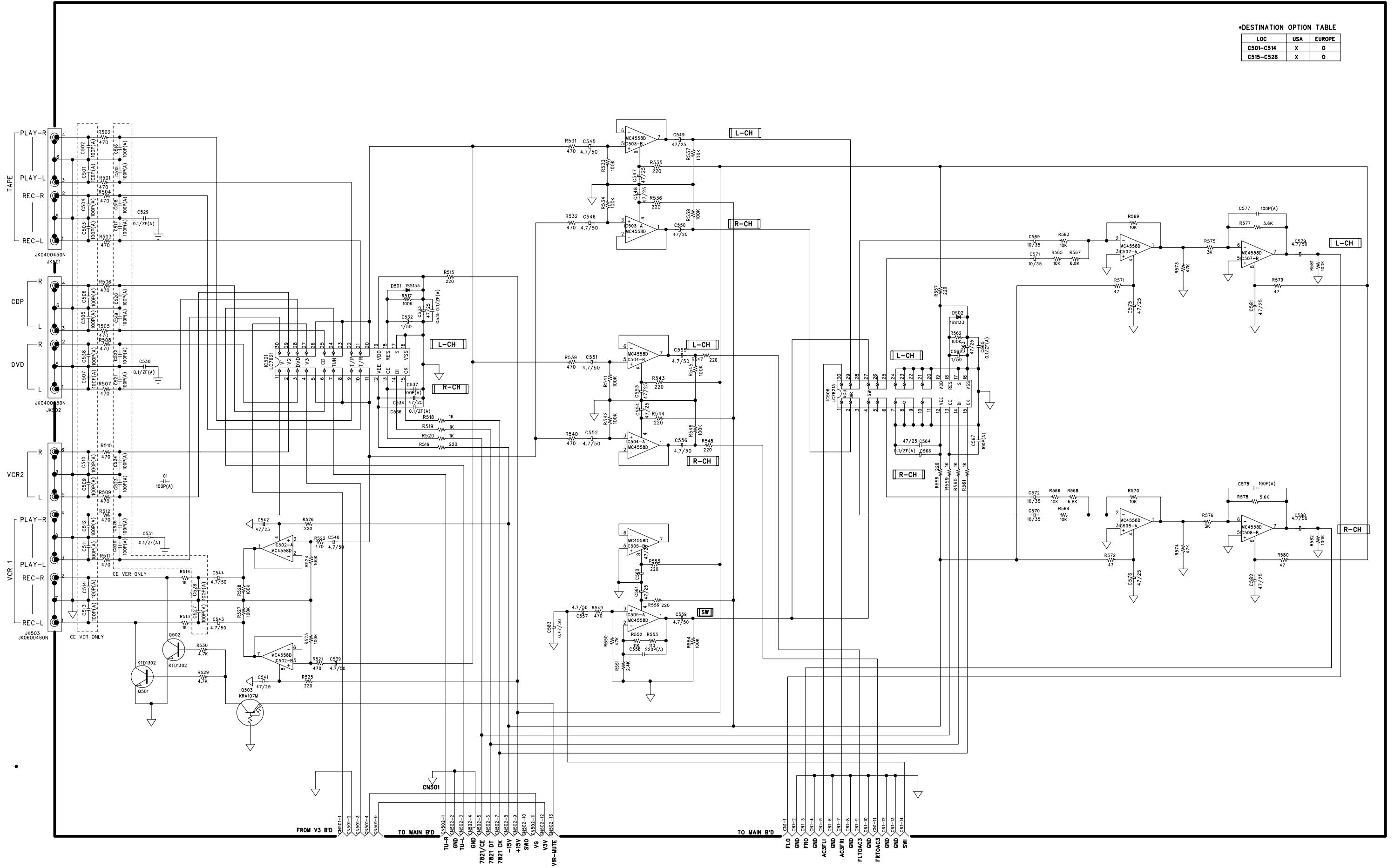
SCHEMATIC DIAGRAM  
INPUT

AVR100 / AVR200

INPUT SCHEMATIC

\*DESTINATION OPTION TABLE

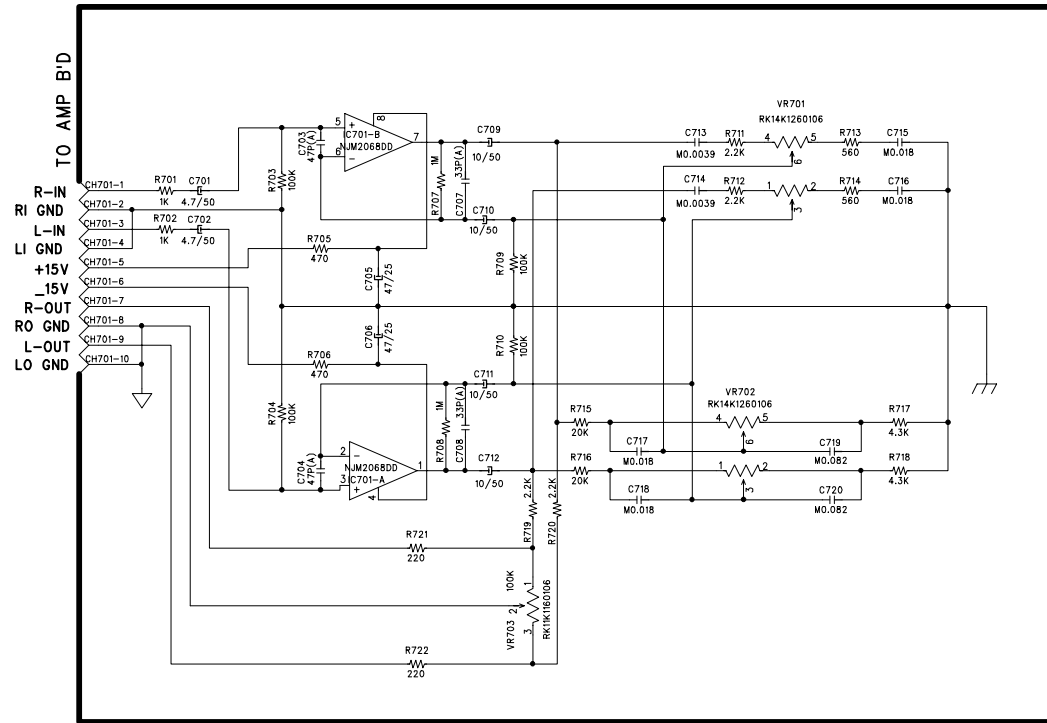
LOC	USA	EUROPE
C501-C514	X	O
C515-C528	X	O



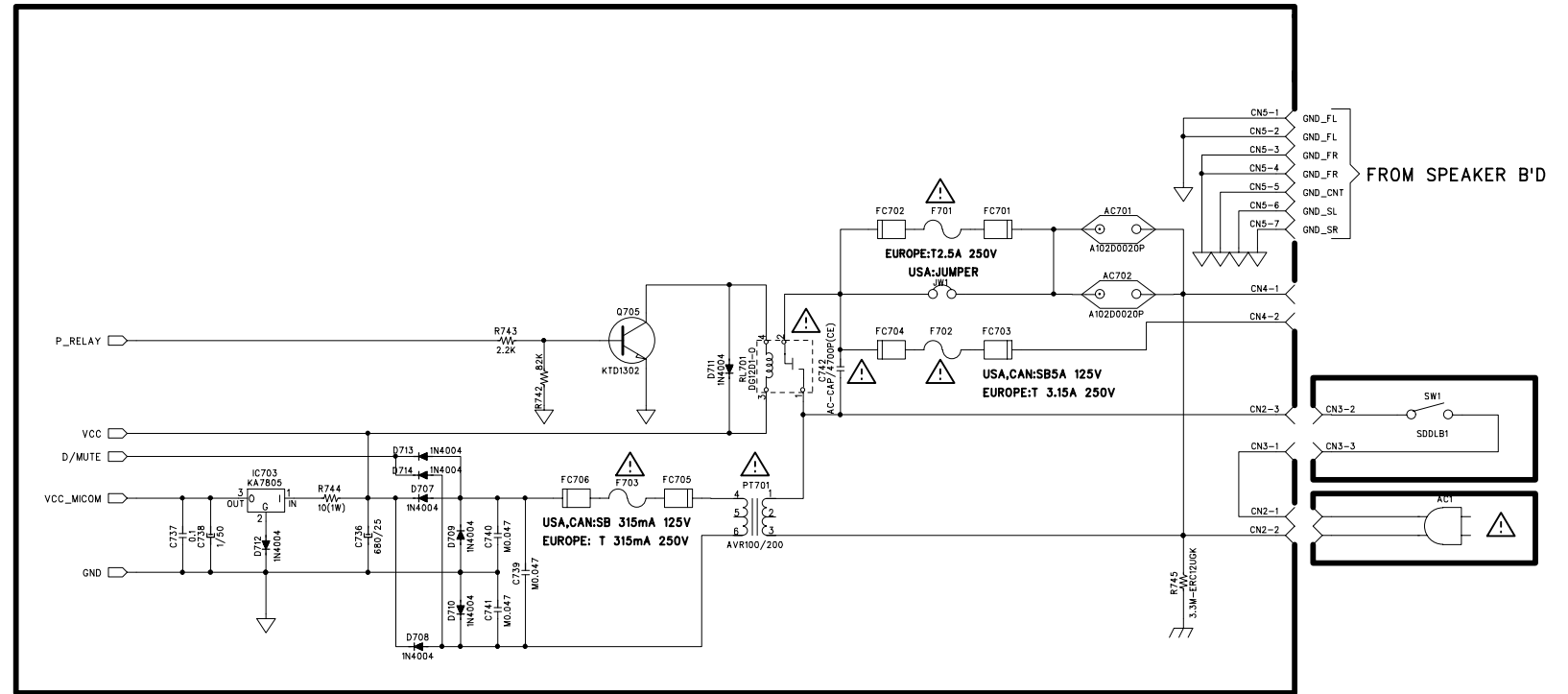
SCHEMATIC DIAGRAM  
TONE/VIDEO/HP/VOLUME/SUB POWER

AVR100 / AVR200

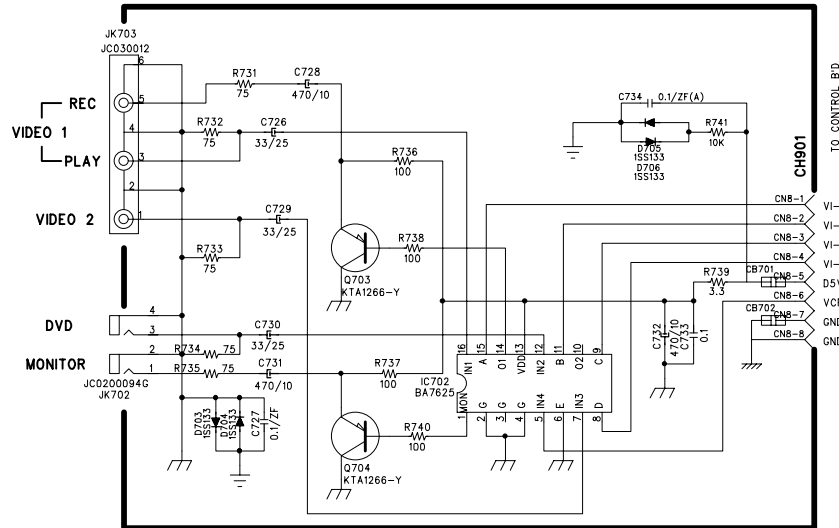
TONE SCHEMATIC



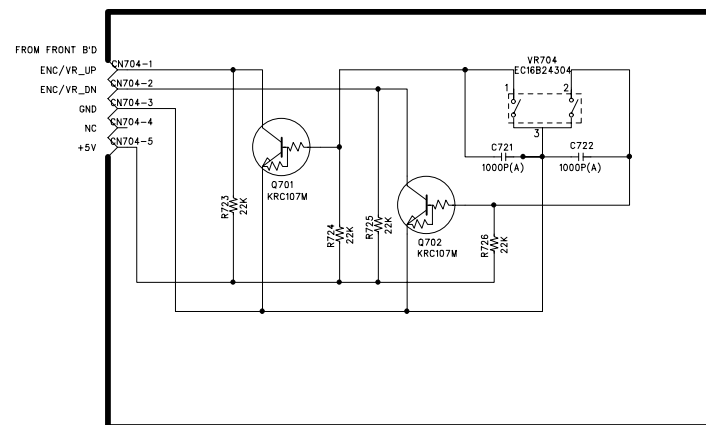
SUB POWER SCHEMATIC



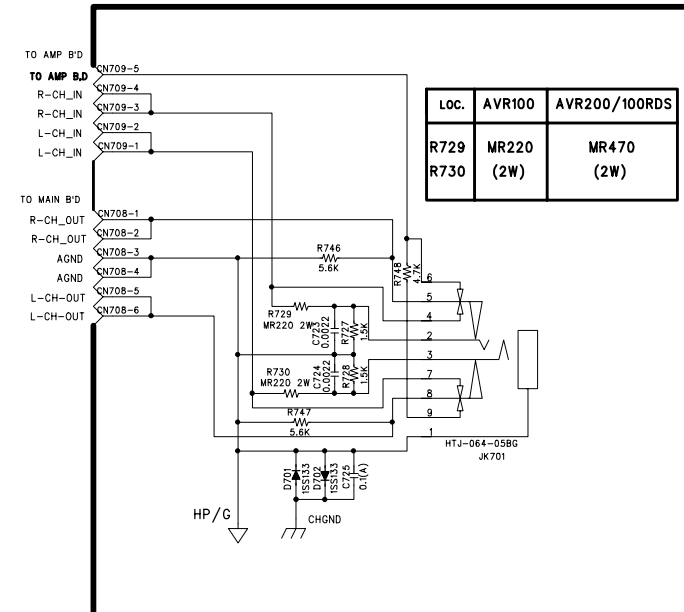
VIDEO SCHEMATIC



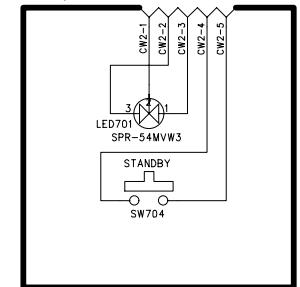
VOLUME SCHEMATIC



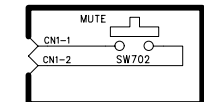
HEAD PHONE SCHEMATIC



ST/BY SCHEMATIC



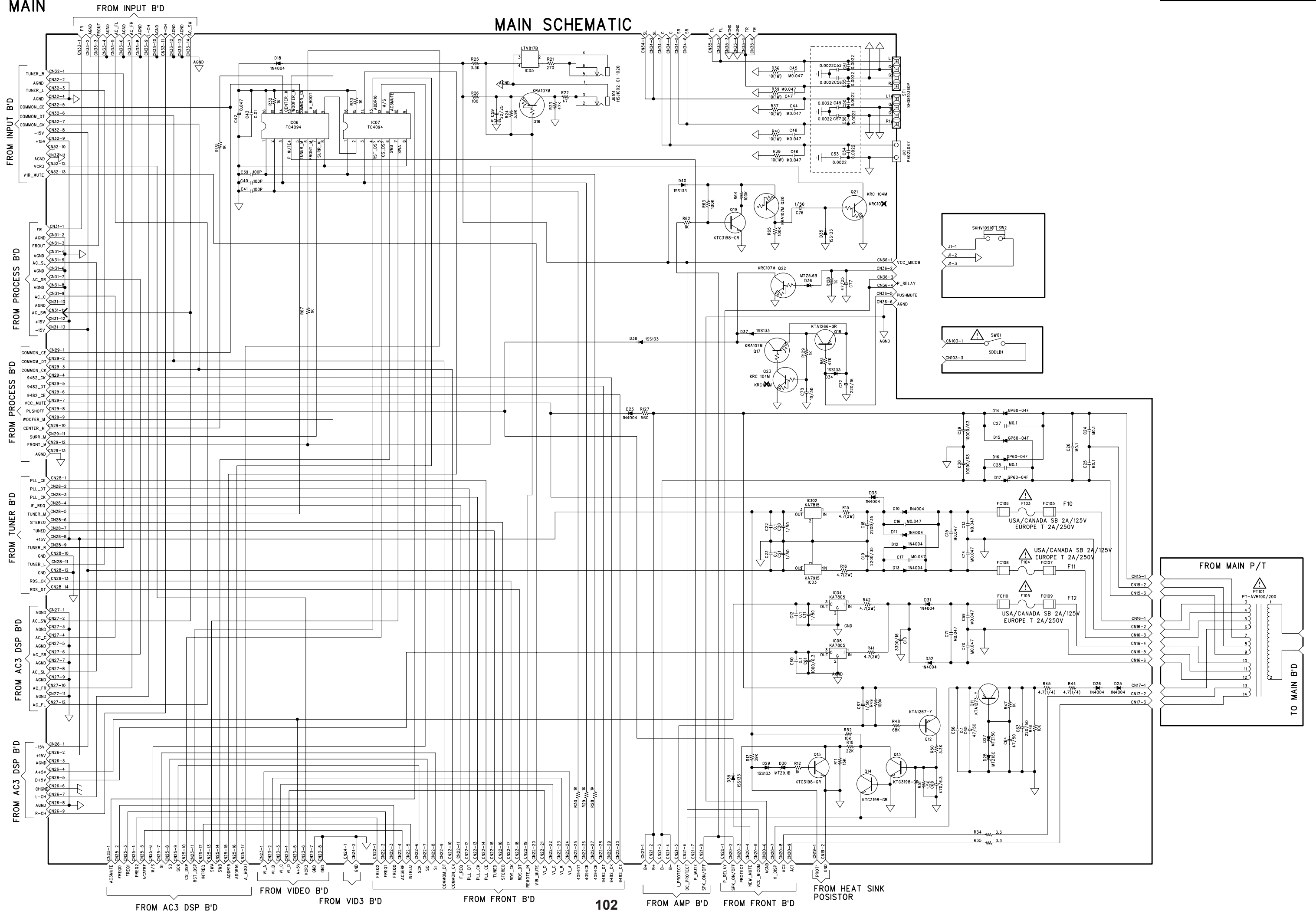
MUTE SCHEMATIC



# SCHEMATIC DIAGRAM MAIN

AVR100 / AVR200

## MAIN SCHEMATIC

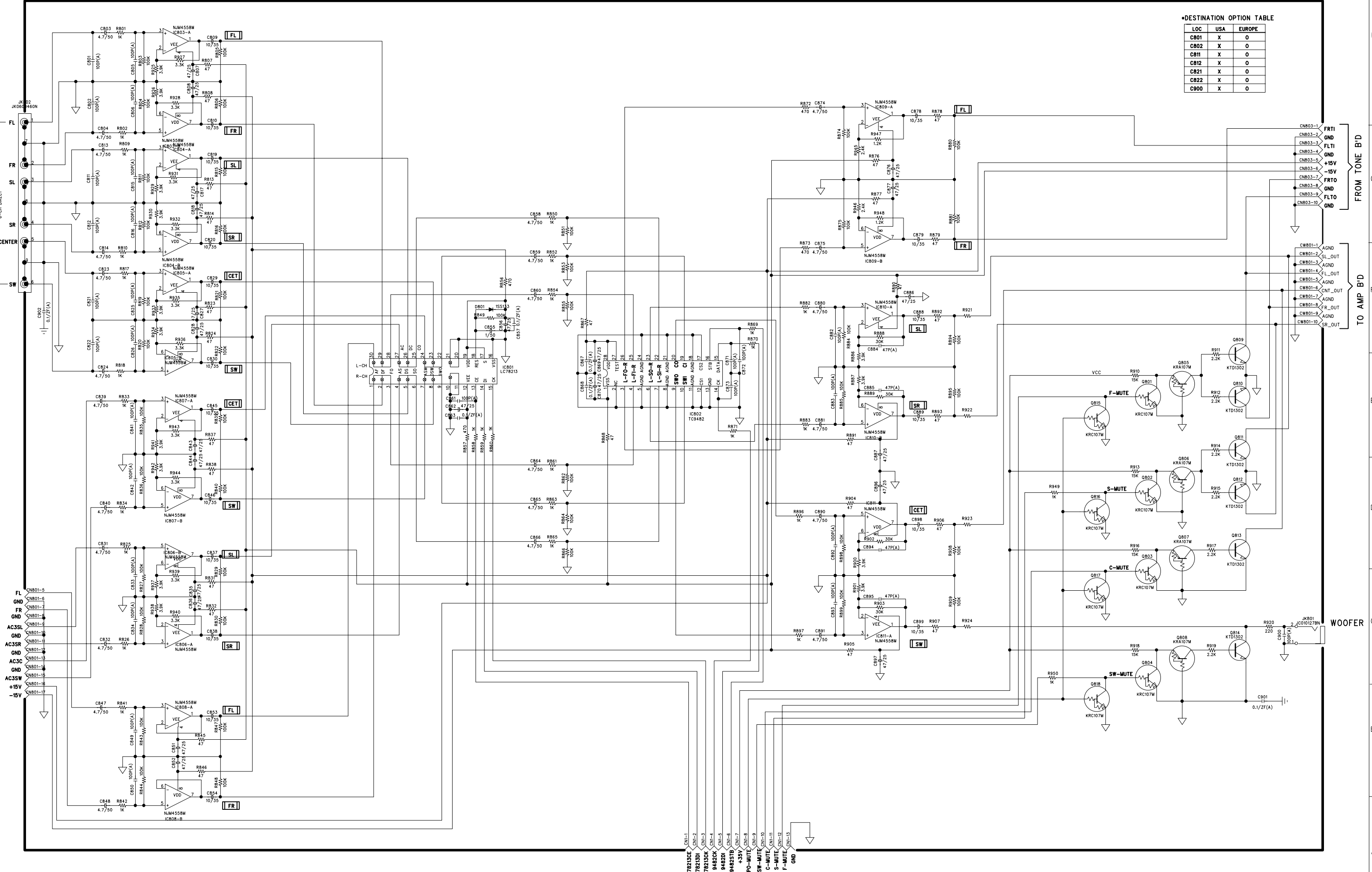


# SCHEMATIC DIAGRAM PROCESSOR

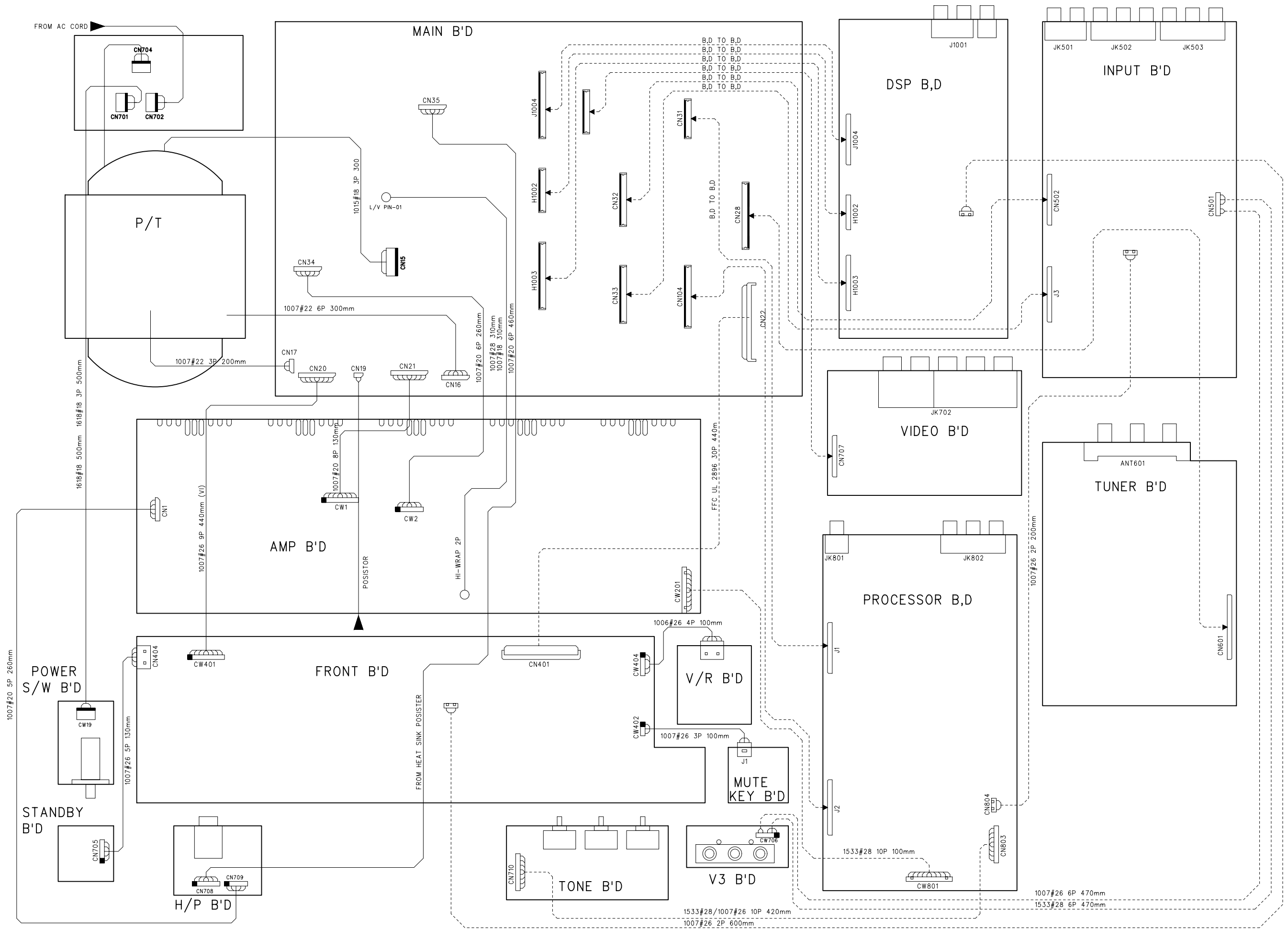
# AVR100 / AVR200 PROCESSOR SCHEMATIC

•DESTINATION OPTION TABLE

LOC	USA	EUROPE
C801	X	0
C802	X	0
C811	X	0
C812	X	0
C821	X	0
C822	X	0
C900	X	0



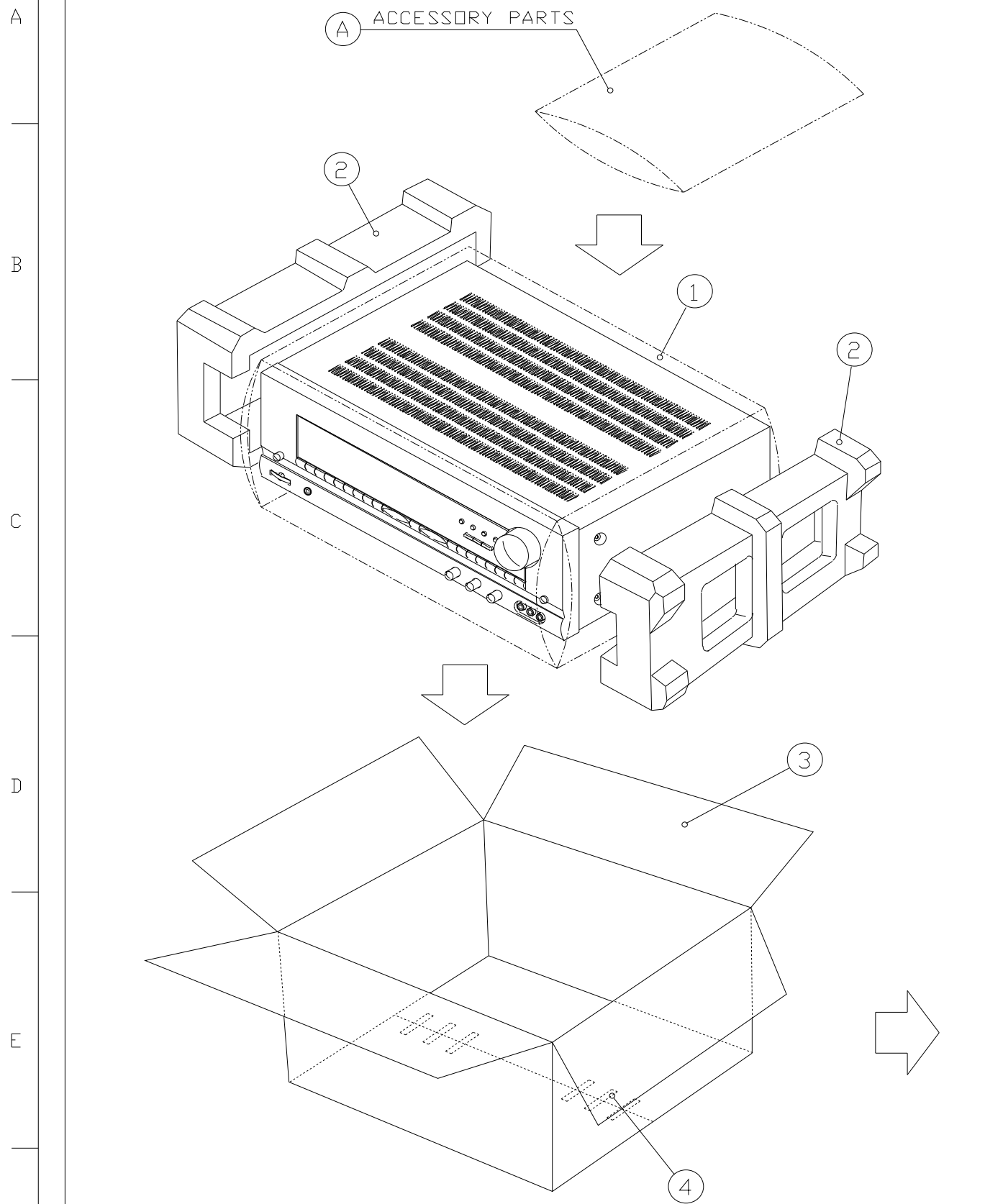
- 78213CE CH1-1
- 78213DI CH1-2
- 78213CK CH1-3
- 9482CK CH1-4
- 9482CK CH1-5
- 9482CK CH1-6
- 9482CK CH1-7
- 9482CK CH1-8
- 9482CK CH1-9
- 9482CK CH1-10
- 9482CK CH1-11
- 9482CK CH1-12
- 9482CK CH1-13
- 9482CK CH1-14
- 9482CK CH1-15
- 9482CK CH1-16
- 9482CK CH1-17
- 9482CK CH1-18
- 9482CK CH1-19
- 9482CK CH1-20
- 9482CK CH1-21
- 9482CK CH1-22
- 9482CK CH1-23
- 9482CK CH1-24
- 9482CK CH1-25
- 9482CK CH1-26
- 9482CK CH1-27
- 9482CK CH1-28
- 9482CK CH1-29
- 9482CK CH1-30
- 9482CK CH1-31
- 9482CK CH1-32
- 9482CK CH1-33
- 9482CK CH1-34
- 9482CK CH1-35
- 9482CK CH1-36
- 9482CK CH1-37
- 9482CK CH1-38
- 9482CK CH1-39
- 9482CK CH1-40
- 9482CK CH1-41
- 9482CK CH1-42
- 9482CK CH1-43
- 9482CK CH1-44
- 9482CK CH1-45
- 9482CK CH1-46
- 9482CK CH1-47
- 9482CK CH1-48
- 9482CK CH1-49
- 9482CK CH1-50
- 9482CK CH1-51
- 9482CK CH1-52
- 9482CK CH1-53
- 9482CK CH1-54
- 9482CK CH1-55
- 9482CK CH1-56
- 9482CK CH1-57
- 9482CK CH1-58
- 9482CK CH1-59
- 9482CK CH1-60
- 9482CK CH1-61
- 9482CK CH1-62
- 9482CK CH1-63
- 9482CK CH1-64
- 9482CK CH1-65
- 9482CK CH1-66
- 9482CK CH1-67
- 9482CK CH1-68
- 9482CK CH1-69
- 9482CK CH1-70
- 9482CK CH1-71
- 9482CK CH1-72
- 9482CK CH1-73
- 9482CK CH1-74
- 9482CK CH1-75
- 9482CK CH1-76
- 9482CK CH1-77
- 9482CK CH1-78
- 9482CK CH1-79
- 9482CK CH1-80
- 9482CK CH1-81
- 9482CK CH1-82
- 9482CK CH1-83
- 9482CK CH1-84
- 9482CK CH1-85
- 9482CK CH1-86
- 9482CK CH1-87
- 9482CK CH1-88
- 9482CK CH1-89
- 9482CK CH1-90
- 9482CK CH1-91
- 9482CK CH1-92
- 9482CK CH1-93
- 9482CK CH1-94
- 9482CK CH1-95
- 9482CK CH1-96
- 9482CK CH1-97
- 9482CK CH1-98
- 9482CK CH1-99
- 9482CK CH1-100





PACKING MATERIAL

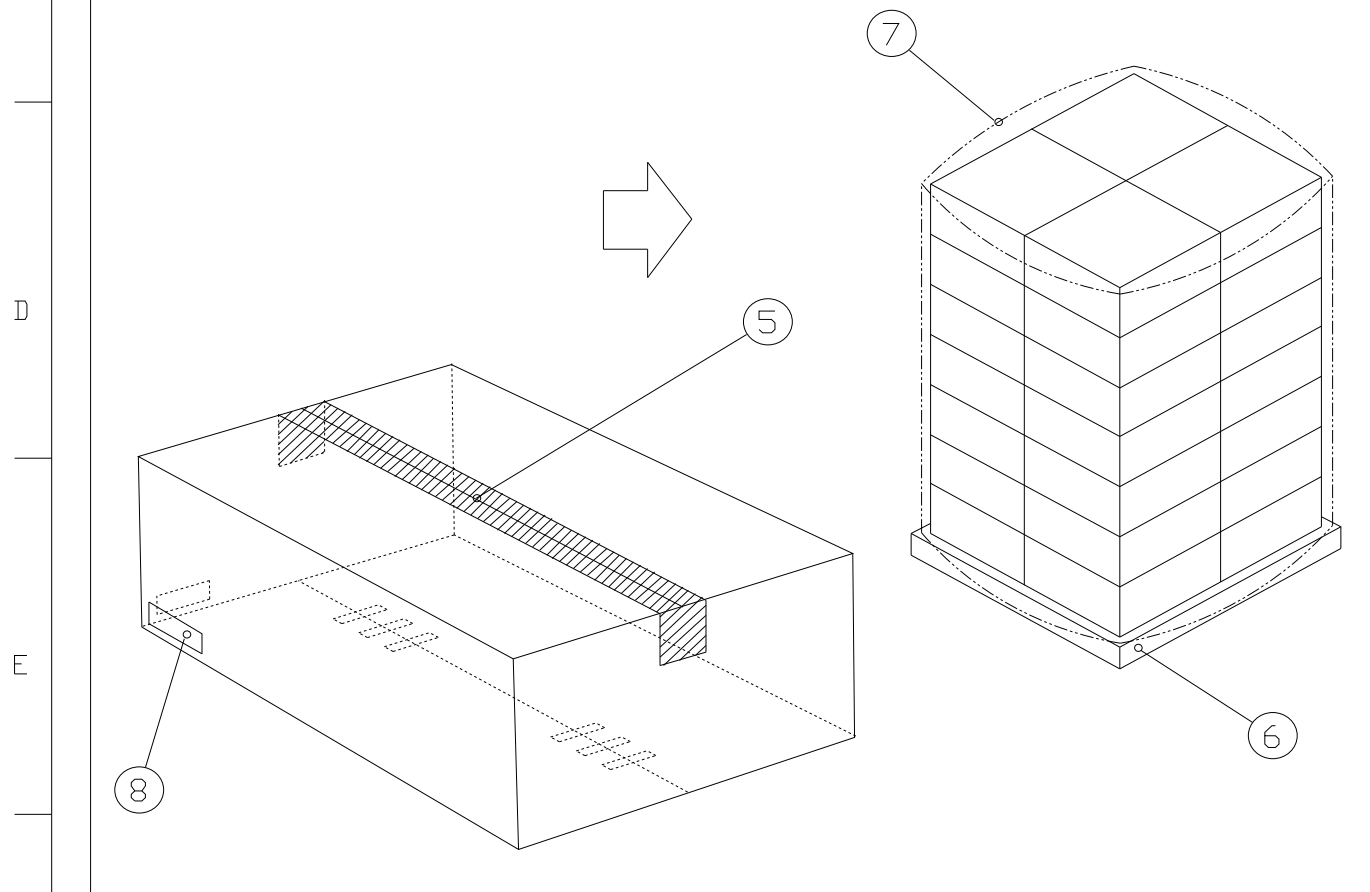
AVR-100



PACKING MATERIAL

AVR-100

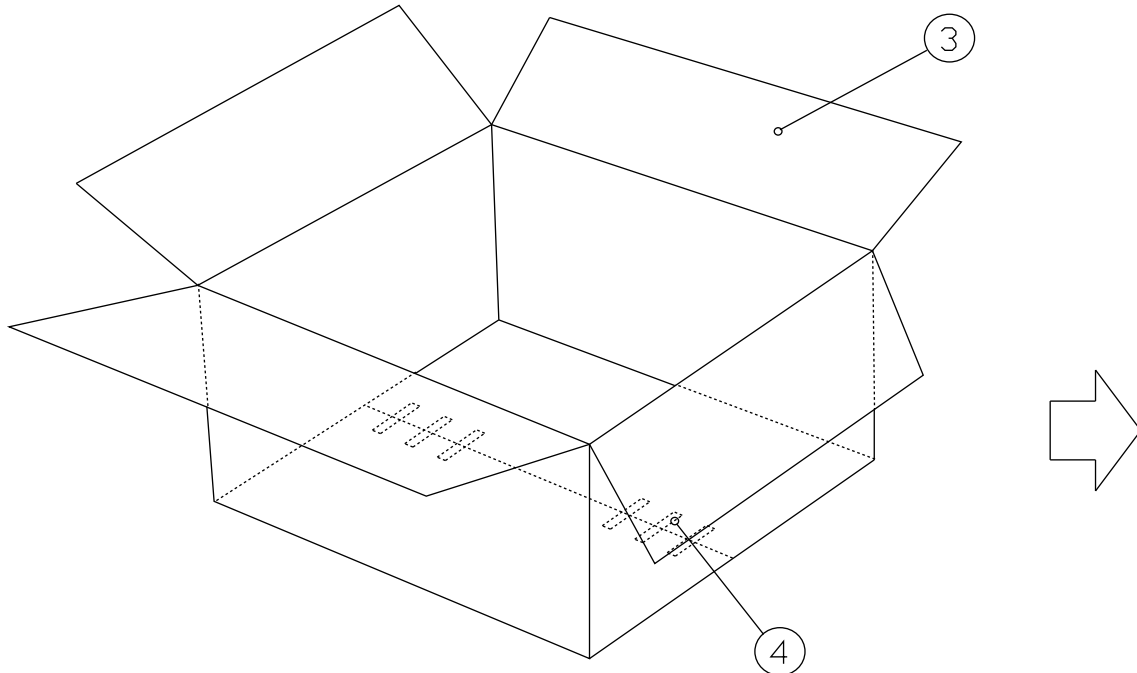
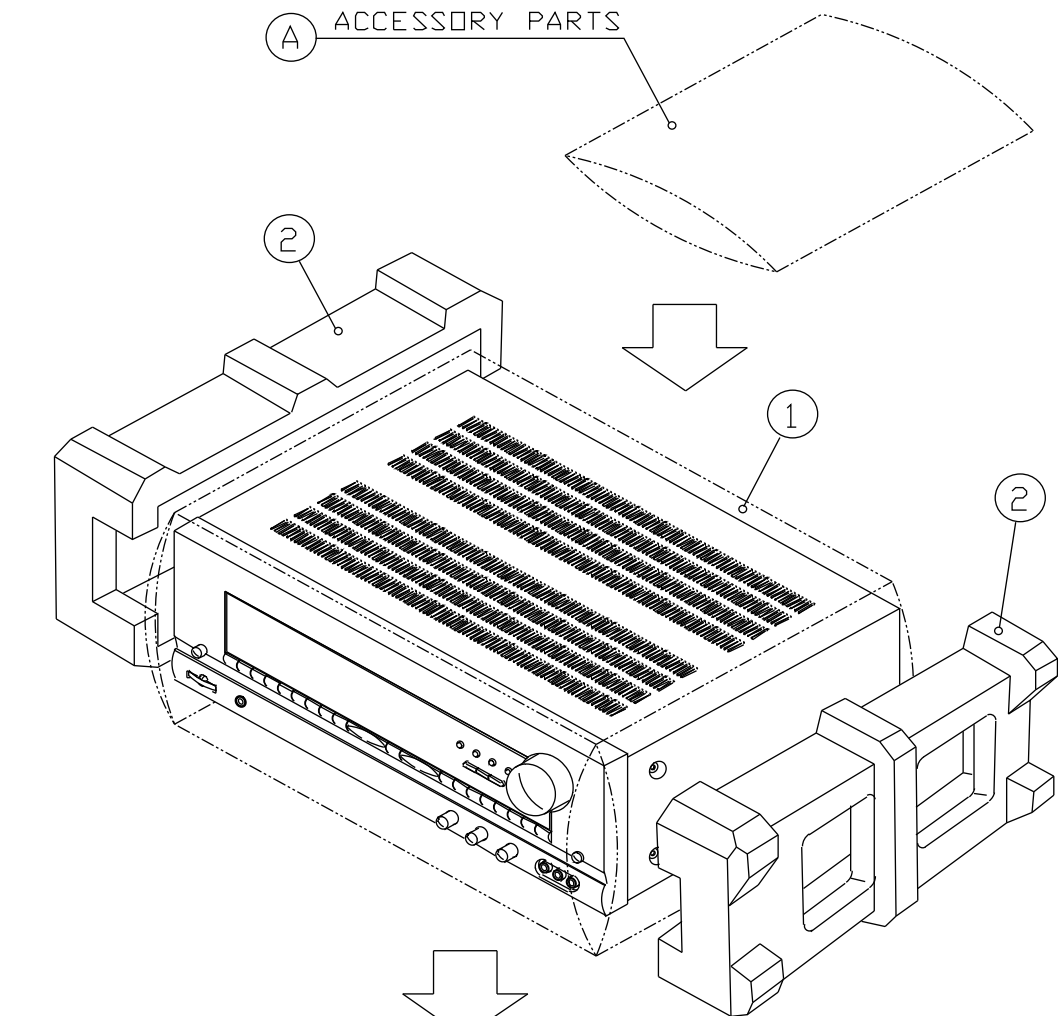
NO	PARTS NAME	PART NO	Q'TY	REMARK
A	POLY-BAG-ICK	YVAP-01862-ZZ4	1	***
	INST-MANUAL	YIAR-J1000-ZZA	1	***
	REMOTE CONTROL ASS'y	ACRC-00600-000	1	***
	WARRANTY CARD	YWAR-J1001-ZZA	1	***
	BATTERY MANGANESE	BAMN-00010-150	2	***
	ANTENNA-T TYPE	ANNT-00054-075	1	***
	ANTENNA-LOOP	ANL-00060-E50	1	***
	MATCHING TRANSFORMER	TFMA-00100-D00	1	***
1	TOILON-SHEET	YVAP-13320-ZZ4	1	***
2	CUSHION-L/R	YSAP-12070-002	2	EPS
3	BOX-GIFT	YGAP-14860-ZZ4	1	DW2
4	AIR-STAPLES	MMSC-00900-004	6	STEEL
5	TAPE-DPP	ZTOP-00701-50C	*	***
6	PALLETS	MWAW-00910-003	*	***
7	WRAP	7JJG-00212-001	*	***
8	LABEL-BAR CODE	YBAP-14900-ZZ4	2	***



PACKING MATERIAL

AVR-200

(A) ACCESSORY PARTS



PACKING MATERIAL

AVR-200

NO	PARTS NAME	PART NO	Q'TY	REMARK
A	POLY-BAG-ICK)	YVAP-01862-ZZ4	1	***
	INST-MANUAL	YIAR-J1000-ZZE	1	***
	REMOTE CONTROL ASS'y	ACRC-00620-000	1	***
	WARRANTY CARD	YWAR-J1000-ZZE	1	***
	BATTERY MANGANESE	BAMN-00010-150	2	***
	ANTENNA-T TYPE	ANNT-00054-075	1	***
	ANTENNA-LOOP	ANNTL-00060-E50	1	***
1	TOILON-SHEET	YVAP-13320-ZZ4	1	***
2	CUSHION-L/R	YSAP-12070-002	2	EPS
3	BOX-GIFT	YGAP-14860-ZZ4	1	DW2
4	AIR-STAPLES	MMSC-00900-004	6	STEEL
5	TAPE-OPP	ZTOP-00701-50C	*	***
6	PALLETS	MWAW-00910-003	*	***
7	WRAP	7JJG-00212-001	*	***
8	LABEL-BAR CODE	YBAP-14900-ZZ4	2	***
9	LABEL-ORIGIN(B)	YBAP-14890-ZZ4	2	***

