

HITACHI

SERVICE MANUAL

SM9209

HTDK160



SPECIFICATIONS AND PARTS ARE SUBJECT TO CHANGE FOR IMPROVEMENT

DVD DIGITAL THEATRE SYSTEM

November 2002

Digital Media Division


ENGLISH

SAFETY PRECAUTIONS

WARNING: The following precautions must be observed.

ALL PRODUCTS

Before any service is performed on the chassis an isolation transformer should be inserted between the power line and the product.

1. When replacing the chassis in the cabinet, ensure all the protective devices are put back in place.
2. When service is required, observe the original lead dressing. Extra precaution should be taken to ensure correct lead dressing in any high voltage circuitry area.
3. Many electrical and mechanical parts in HITACHI products have special safety related characteristics. These characteristics are often not evident from visual inspection, nor can the protection afforded by them necessarily be obtained by using replacement components rated for higher voltage, wattage, etc. Replacement parts which have these special safety characteristics are identified by marking with a  on the schematics and the replacement parts list.
The use of a substitute replacement component that does not have the same safety characteristics as the HITACHI recommended replacement one, shown in the parts list, may create electrical shock, fire, X-radiation, or other hazards.
4. Always replace original spacers and maintain lead lengths. Furthermore, where a short circuit has occurred, replace those components that indicate evidence of overheating.
5. Insulation resistance should not be less than 2M ohms at 500V DC between the main poles and any accessible metal parts.
6. No flashover or breakdown should occur during the dielectric strength test, applying 3kV AC or 4.25kV DC for two seconds between the main poles and accessible metal parts.
7. Before returning a serviced product to the customer, the service technician must thoroughly test the unit to be certain that it is completely safe to operate without danger of electrical shock. The service technician must make sure that no protective device built into the instrument by the manufacturer has become defective, or inadvertently damaged during servicing.

CE MARK

1. HITACHI products may contain the CE mark on the rating plate indicating that the product contains parts that have been specifically approved to provide electromagnetic compatibility to designated levels.
2. When replacing any part in this product, please use only the correct part itemised in the parts list to ensure this standard is maintained, and take care to replace lead dressing to its original state, as this can have a bearing on the electromagnetic radiation/immunity.

PICTURE TUBE

1. The line output stage can develop voltages in excess of 25kV; if the E.H.T. cap is required to be removed, discharge the anode to chassis via a high value resistor, prior to its removal from the picture tube.
2. High voltage should always be kept at the rated value of the chassis and no higher. Operating at higher voltages may cause a failure of the picture tube or high voltage supply, and also, under certain circumstances could produce X-radiation levels moderately in excess of design levels. The high voltage must not, under any circumstances, exceed 29kV on the chassis (except for projection Televisions).
3. The primary source of X-radiation in the product is the picture tube. The picture tube utilised for the above mentioned function in this chassis is specially constructed to limit X-radiation. For continued X-radiation protection, replace tube with the same type as the original HITACHI approved type
4. Keep the picture tube away from the body while handling. Do not install, remove, or handle the picture tube in any manner unless shatterproof goggles are worn. People not so equipped should be kept away while picture tubes are handled

LASERS

If the product contains a laser avoid direct exposure to the beam when the cover is open or when interlocks are defeated or have failed.

CONTENTS

1 GENERAL INFORMATION	E1-1	SCHEMATIC, CIRCUIT BOARD AND BLOCK DIAGRAMS	1
1-1 SPECIFICATIONS	E1-1	1 MAIN UNIT SECTION	1
1-2 CONTROLLING VERSION OF FIRMWARE	E1-2	1-1 WIRING DIAGRAM	1
1-3 REPAIR INSTRUCTIONS	E1-3	1-2 BLOCK DIAGRAM	2
		1-3 SCHEMATIC DIAGRAMS	3
2 EXPLODED VIEW	2-1	TUNER	3
2-1 MAIN UNIT	2-1	SCART	4
2-2 SUBWOOFER	2-2	KEY PANEL	5
		POWER	6
		MAIN	7
3 REPLACEMENT PARTS LIST	3-1	1-4 IC BLOCK DIAGRAMS	11
3-1 MAIN UNIT SECTION	3-1	1-5 CIRCUIT BOARD DIAGRAMS	16
3-1-1 MECHANICAL PARTS LIST	3-1	TUNER	16
3-1-2 ELECTRICAL PARTS LIST	3-2	SCART	18
TUNER	3-2	KEY PANEL	19
SCART	3-3	POWER	20
KEY PANEL	3-4	MAIN	21
POWER	3-5	2 SUBWOOFER SECTION	23
MAIN	3-6	2-1 WIRING DIAGRAM	23
3-2 SUBWOOFER SECTION	3-9	2-2 BLOCK DIAGRAM	24
3-2-1 MECHANICAL PARTS LIST	3-9	2-3 SCHEMATIC DIAGRAMS	25
3-2-2 ELECTRICAL PARTS LIST	3-10	AMP & JACK	25
AMP & JACK	3-10	POWER	26
POWER	3-10	2-4 CIRCUIT BOARD DIAGRAMS	27
		AMP & JACK	27
		POWER	28

1-1 SPECIFICATIONS

■ MAIN UNIT

DVD Player

Pickup Semiconductor laser, Wavelength 650 nm
 Signal system NTSC / PAL
 Video signal horizontal resolution 480 lines (DVD)
 Video signal-to-noise ratio 50 dB (DVD)
 Audio signal-to-noise ratio 60 dB
 Total harmonic distortion 0.05%
 Dynamic range DVD : 80 dB ; CD: 80 dB

FM Tuner

System PLL quartz-locked digital synthesizer system
 Tuning range 87.50 ~ 108.00 MHz (50 kHz step)
 Antenna FM pigtail antenna
 Antenna terminals 75 ohms, unbalanced
 Intermediate frequency 10.7 MHz

AM Tuner

System PLL quartz-locked digital synthesizer system
 Tuning range 522~1620 kHz (9 kHz interval)
 Antenna AM Loop antenna

Video outputs

CVBS Video 1 Vp-p 75 ohms
 S-video Y: 1 Vp-p 75 ohms
 C: PAL 0.3 Vp-p 75 ohms / NTSC 0.286 Vp-p 75 ohms
 Scart out 1 Vp-p 75 ohms
 Optical & Coaxial out 1 Vp-p 75 ohms

Audio line outputs

Audio L/R 1 Vrms, 1k ohms
 Subwoofer 1.2Vrms maximum (adjustable), 1k ohms

Audio power outputs

Stereo mode 50 W + 50 W (8 ohms at 1 kHz, THD 10%)
 Surround mode Front: 50 W + 50 W (8 ohms at 1 kHz, THD 10%)
 Center: 50 W (8 ohms at 1 kHz, THD 10%)
 Rear: 50 W + 50 W (8 ohms at 1 kHz, THD 10%)
 Phones Headphones jack(stereo 3.54mm)

General (main unit)

Power requirements AC 220 - 240 V, 50 Hz
 Power consumption 250 W
 Dimensions W 435 x H 59 x D 345 mm
 Weight 4.8 kg

■ SPEAKERS

Active Subwoofer

Output power : 100 W (4 ohms at 55Hz, THD 10%)
 Speaker system : Bass reflex
 Power requirements : AC 220 - 240 V, 50 Hz
 Power consumption : 165 W
 Speaker unit : 8 inches
 Rated impedance : 4 ohms
 Dimensions : W 200 x H 360 x D 345 mm
 Weight : 9.8 kg

Front / Center / Rear speakers

Power: 50 W maximum
 Speaker system: Bass reflex
 Speaker unit: 3 inches, cone type: paper
 Rated impedance: 8 ohms
 Dimensions: W 90 x H 150 x D 110 mm
 Weight: 0.64 kg (rear speaker)
 0.82 kg (front , center speaker)

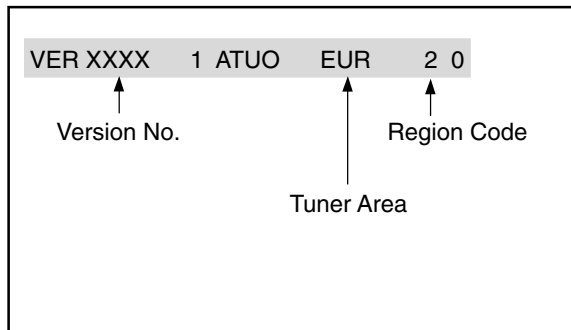
1-2 CONTROLLING VERSION OF FIRMWARE

The firmware is regularly modified as required to improve the performance.

Check to see whether the customer problem can be solved by upgrading the firmware : If it can, do so.

<Procedure for checking the version of firmware>

- 1) Open the tray with power on.
- 2) While holding down the "ADJ/VOL (+)" key on remote control, press the "Zoom" key.
- 3) The version of firmware will appear at the top left of screen. (The display will disappear in approx. 5 seconds.)

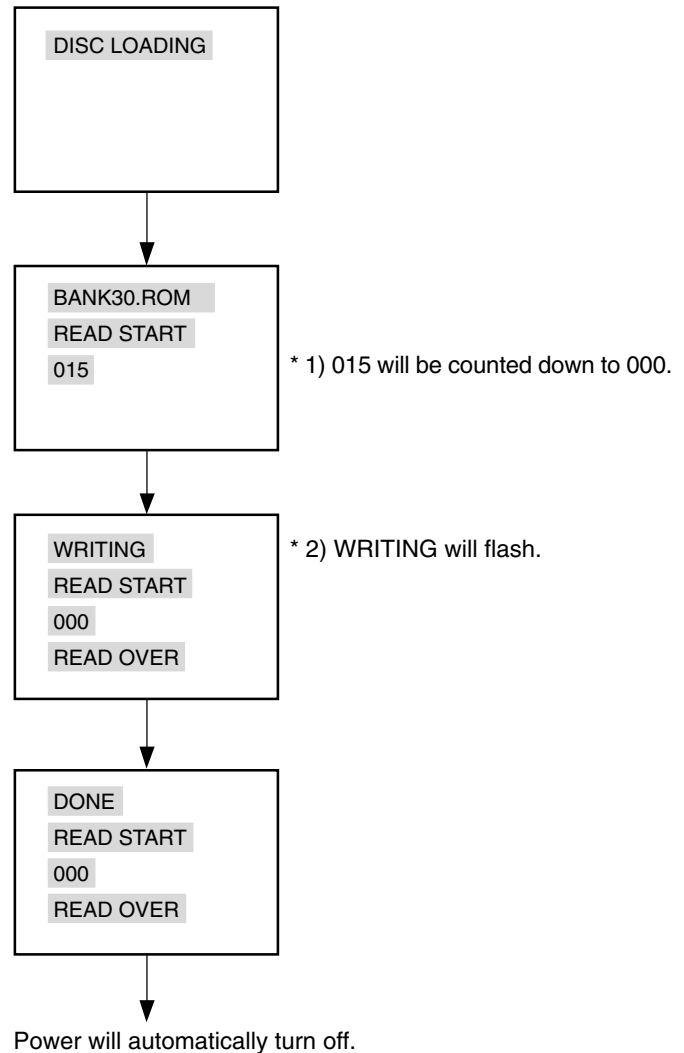


<Procedure for rewriting firmware>

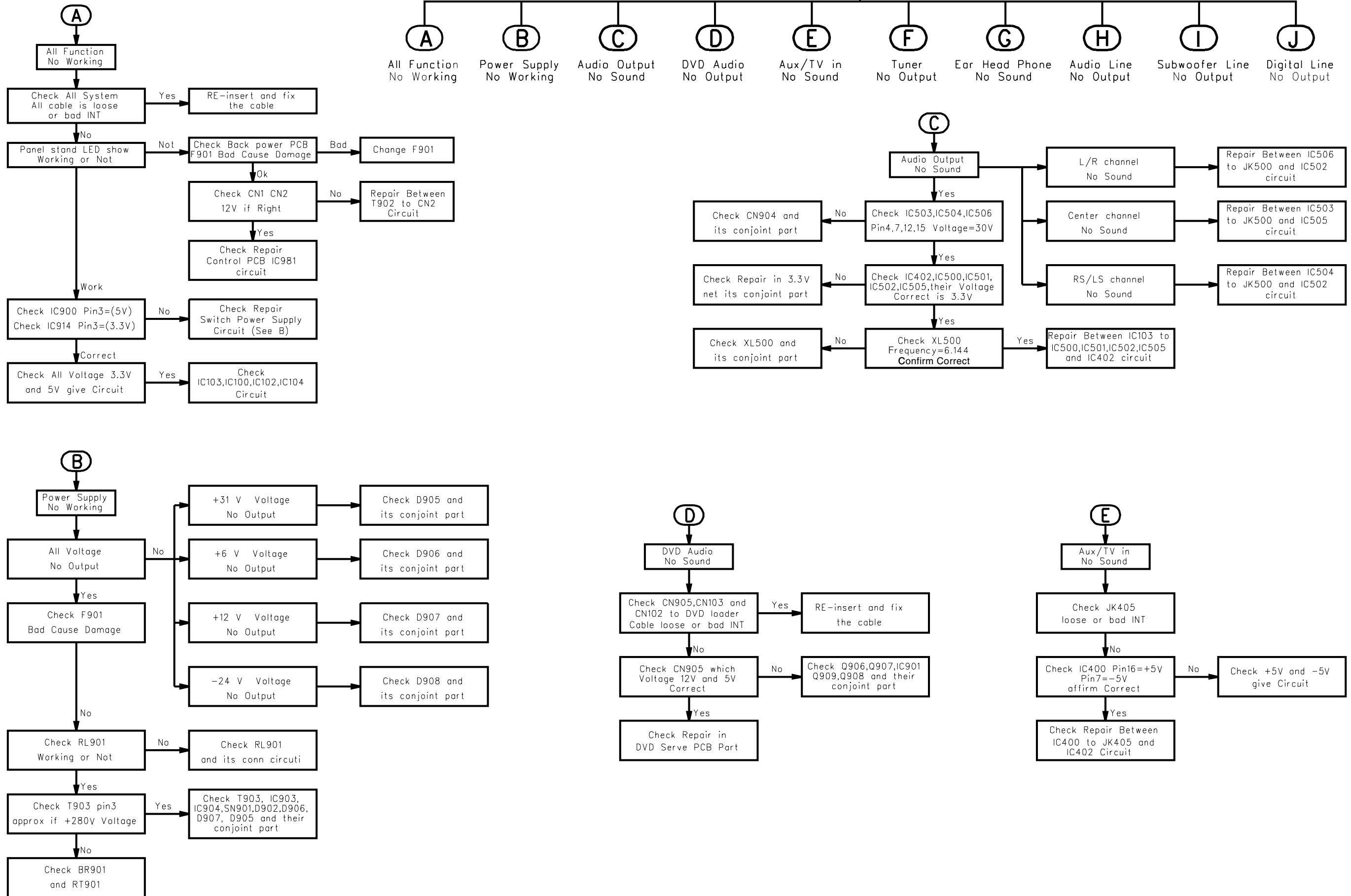
- 1) Turn power on.
- 2) Place the upgrade CD-R on tray, and press the "OPEN/CLOSE" or "PLAY" key.
- 3) Messages will appear at the top left of screen in the order shown below ("MP3 STOP" will appear in the display).
- 4) When rewrite of the firmware is complete, the system will automatically turn off.
- 5) Unplug the power cord and then plug it in again.
- 6) Turn power on, and press the "OPEN/CLOSE" key while "LOADING" is shown in the display to remove the upgrade CD-R (if the CD-R is left in the tray, rewrite of the firmware will restart).
- 7) Check the version of firmware.
Caution: Be sure not to unplug the power cord during the rewrite operation.

Note:

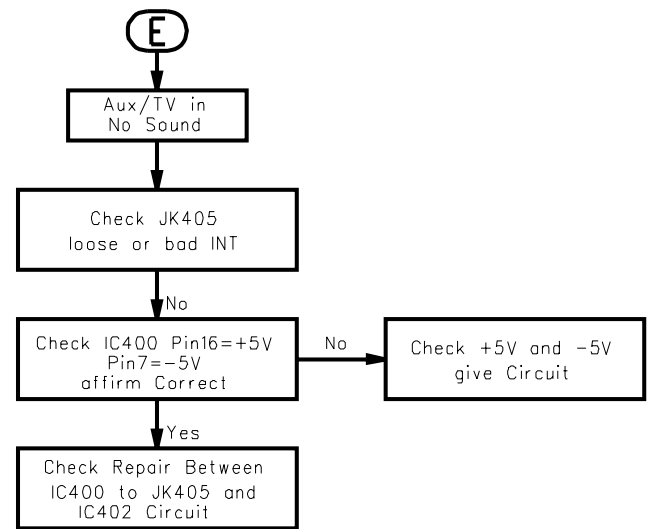
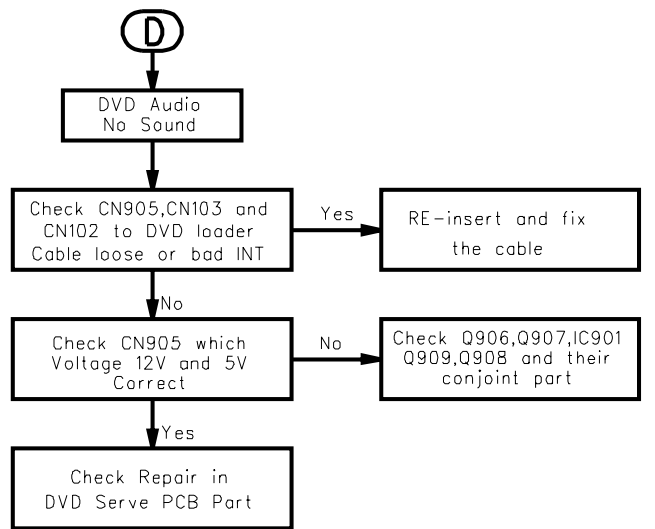
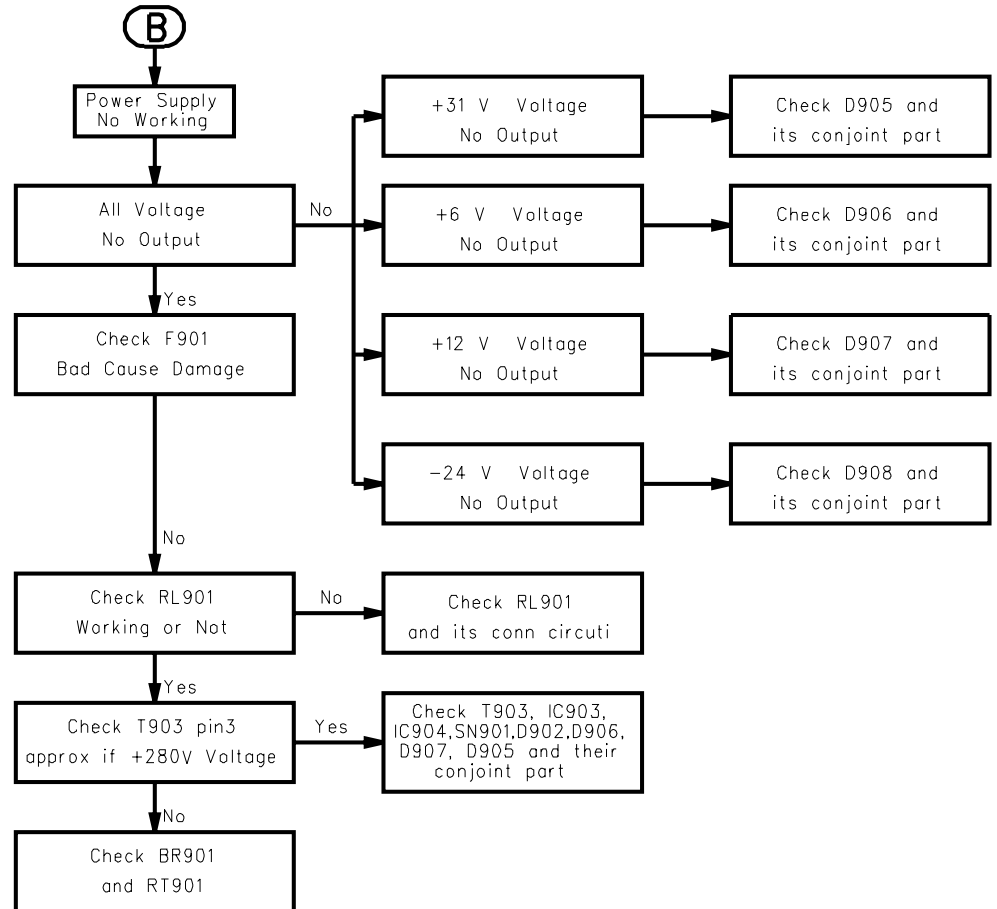
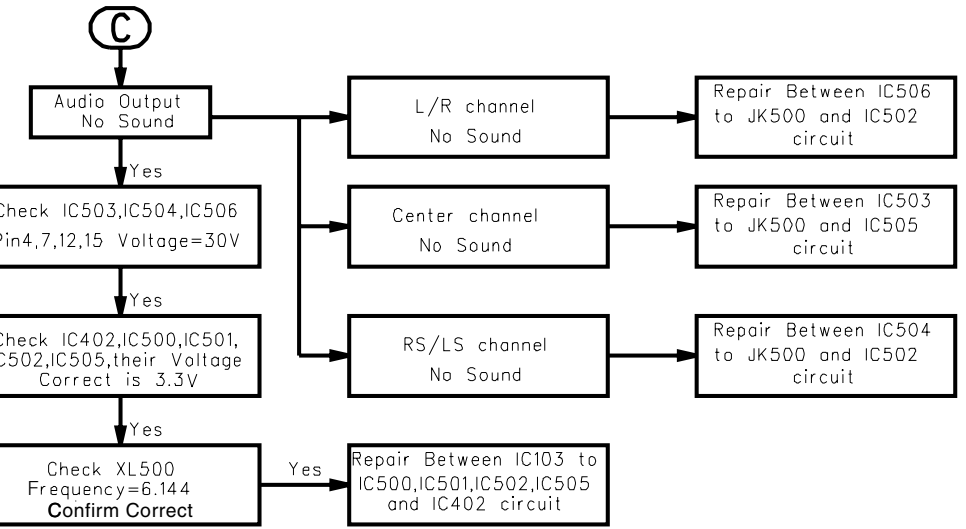
If the firmware has been changed, etc., we will use Service News, etc. to report on how to obtain new firmware data and create an upgraded disc.

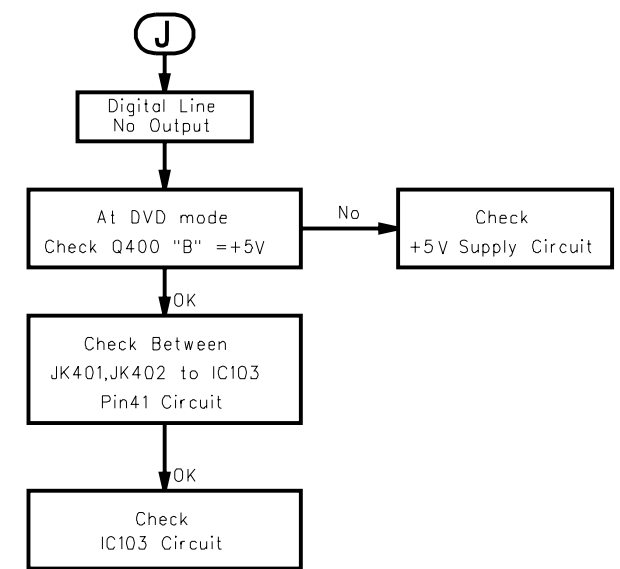
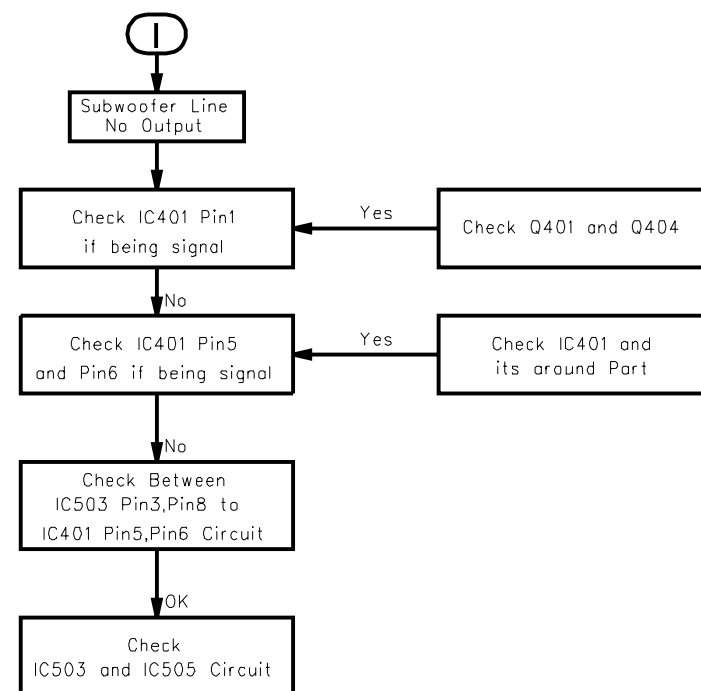
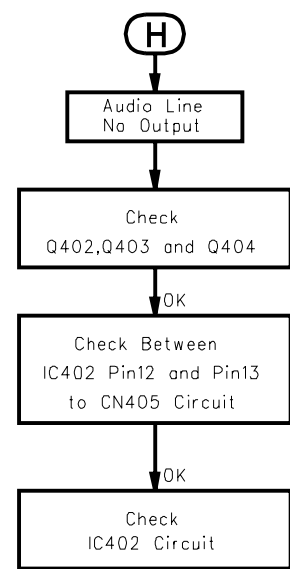
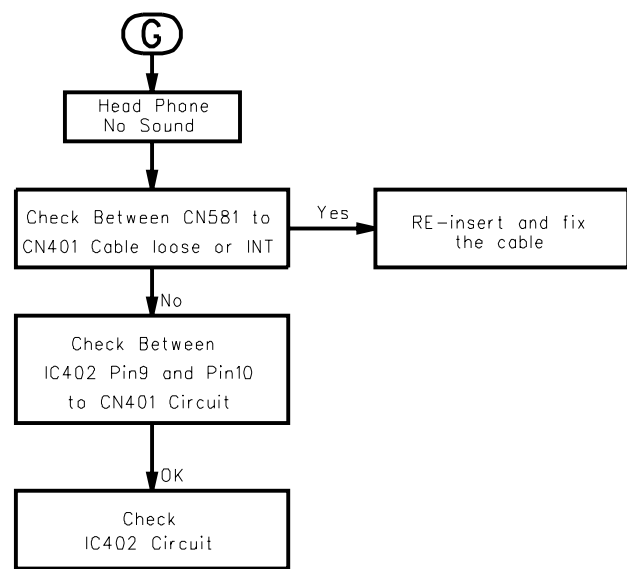
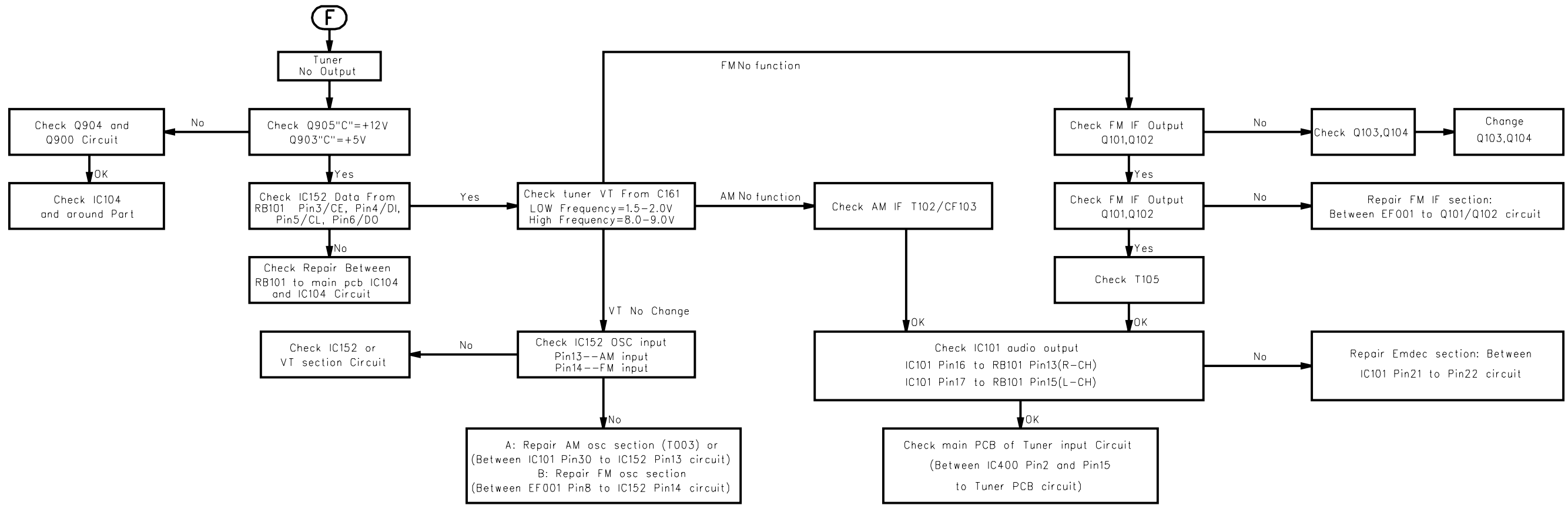


MAIN UNIT REPAIR CHART



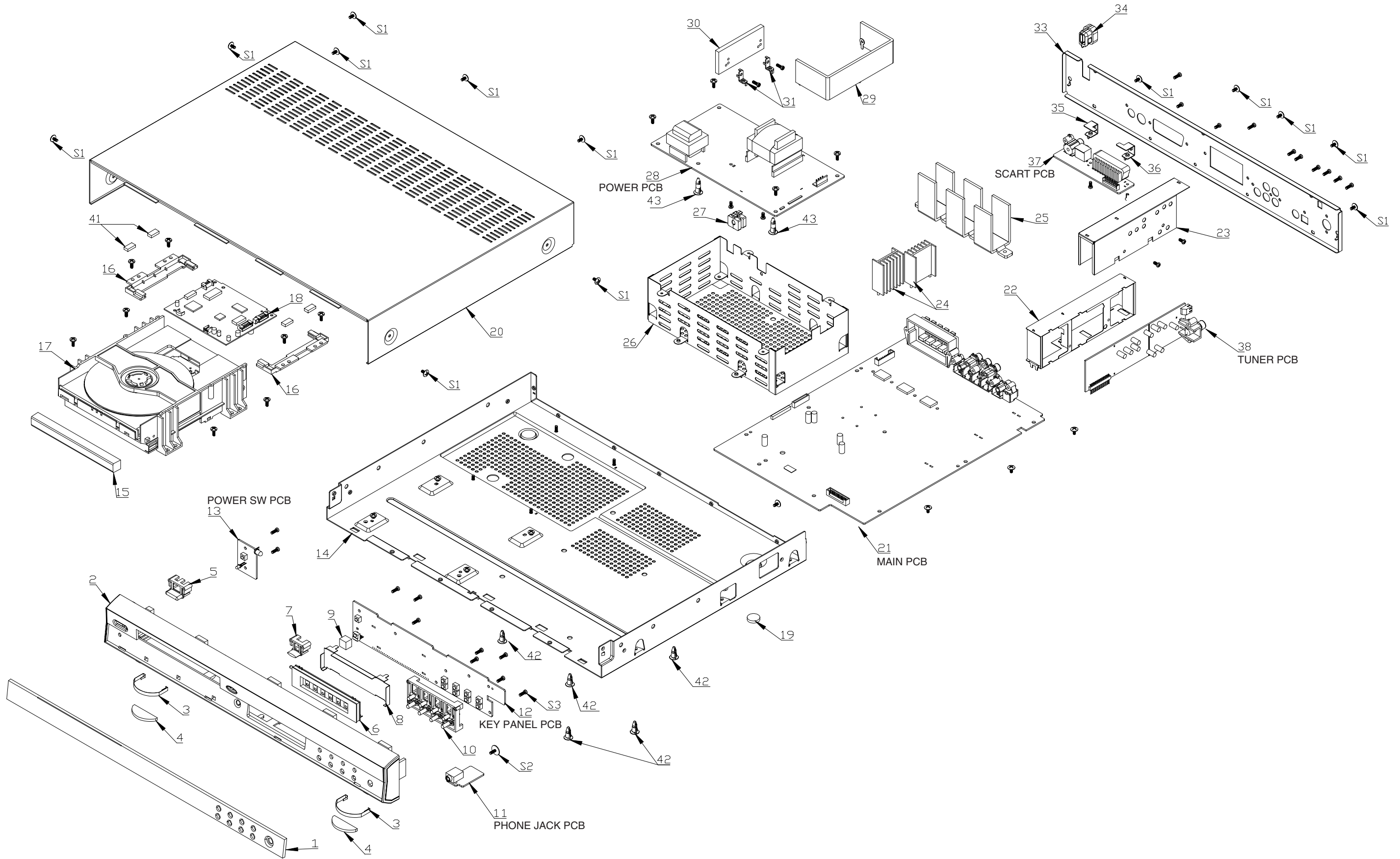
- (A)
All Function
No Working
- (B)
Power Supply
No Working
- (C)
Audio Output
No Sound
- (D)
DVD Audio
No Output
- (E)
Aux/TV in
No Sound
- (F)
Tuner
No Output
- (G)
Ear Head Phone
No Sound
- (H)
Audio Line
No Output
- (I)
Subwoofer Line
No Output
- (J)
Digital Line
No Output



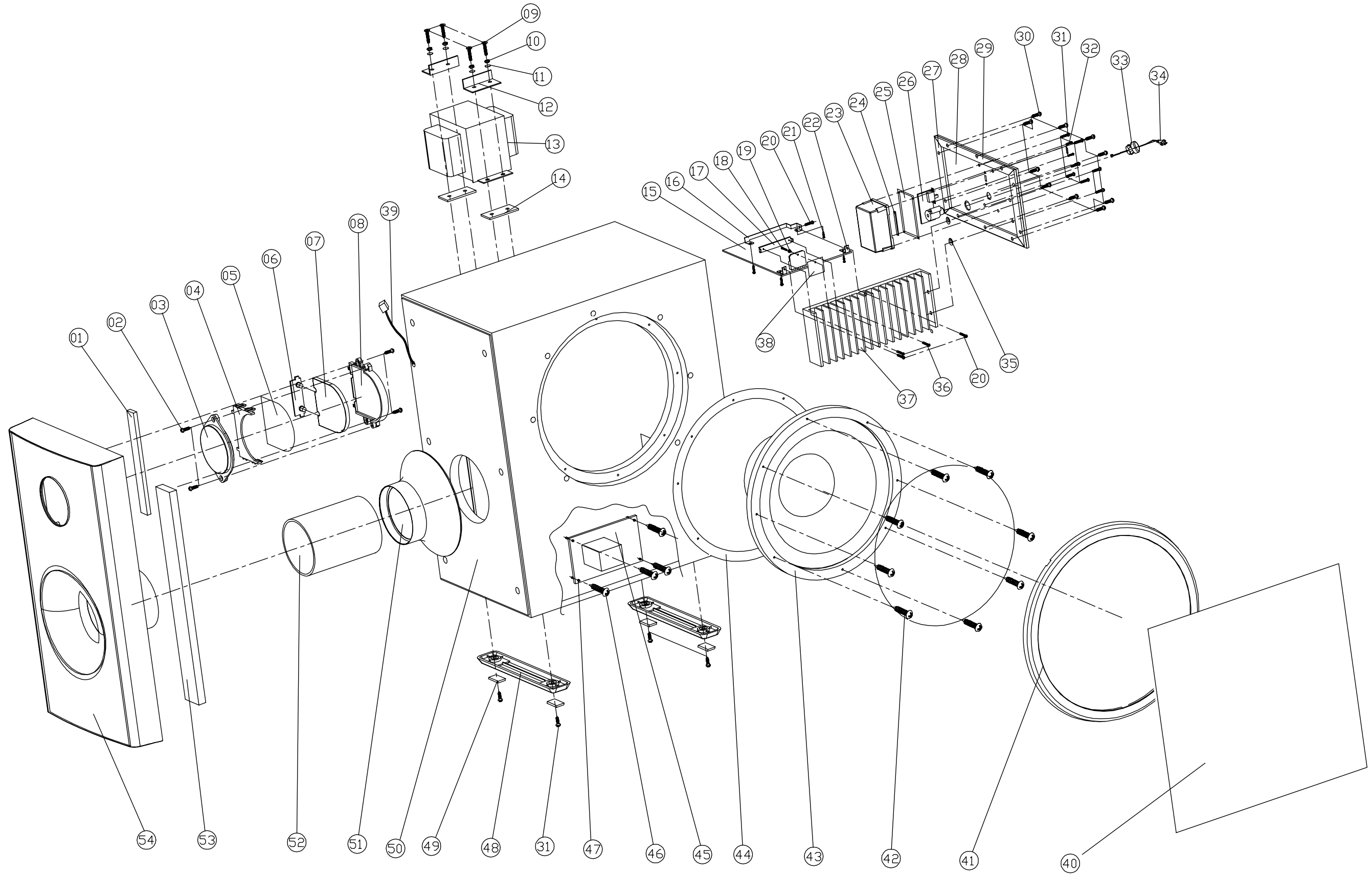


2 EXPLODED VIEW

2-1 MAIN UNIT



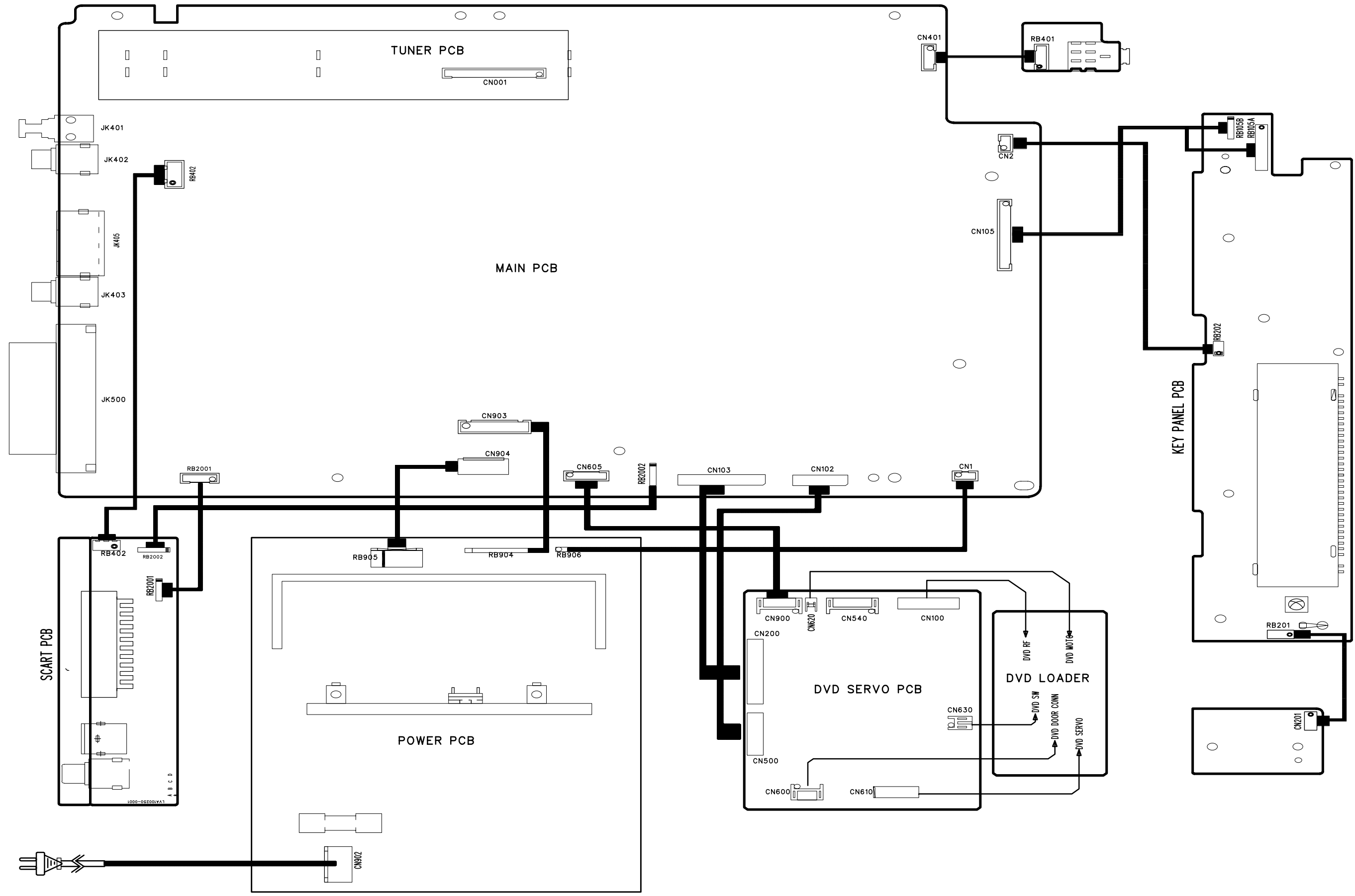
2-2 SUBWOOFER



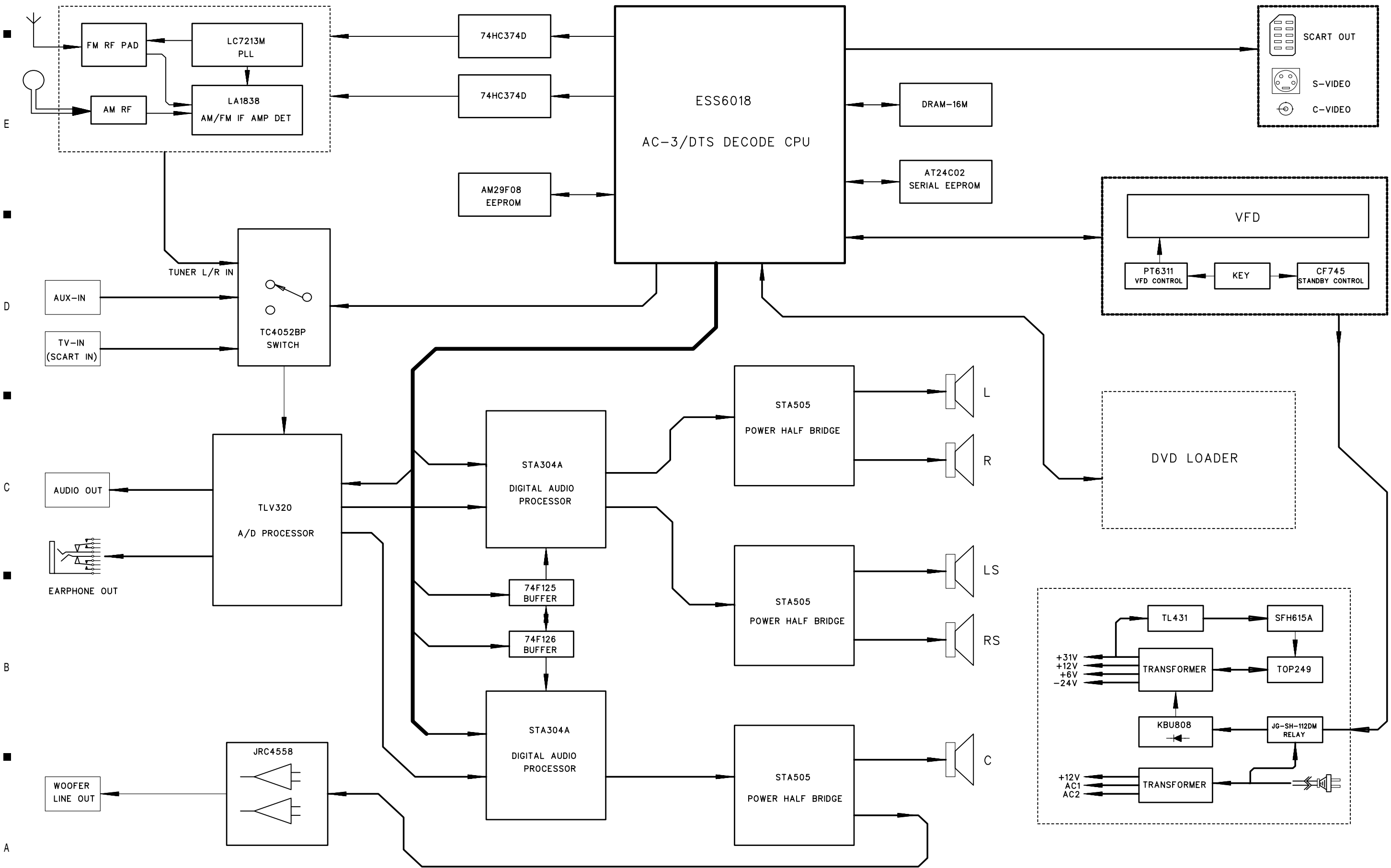
**THE UPDATED PARTS LIST
FOR THIS MODEL IS
AVAILABLE ON ESTA**

SCHEMATIC, CIRCUIT BOARD AND BLOCK DIAGRAMS

1 MAIN UNIT SECTION
1-1 WIRING DIAGRAM

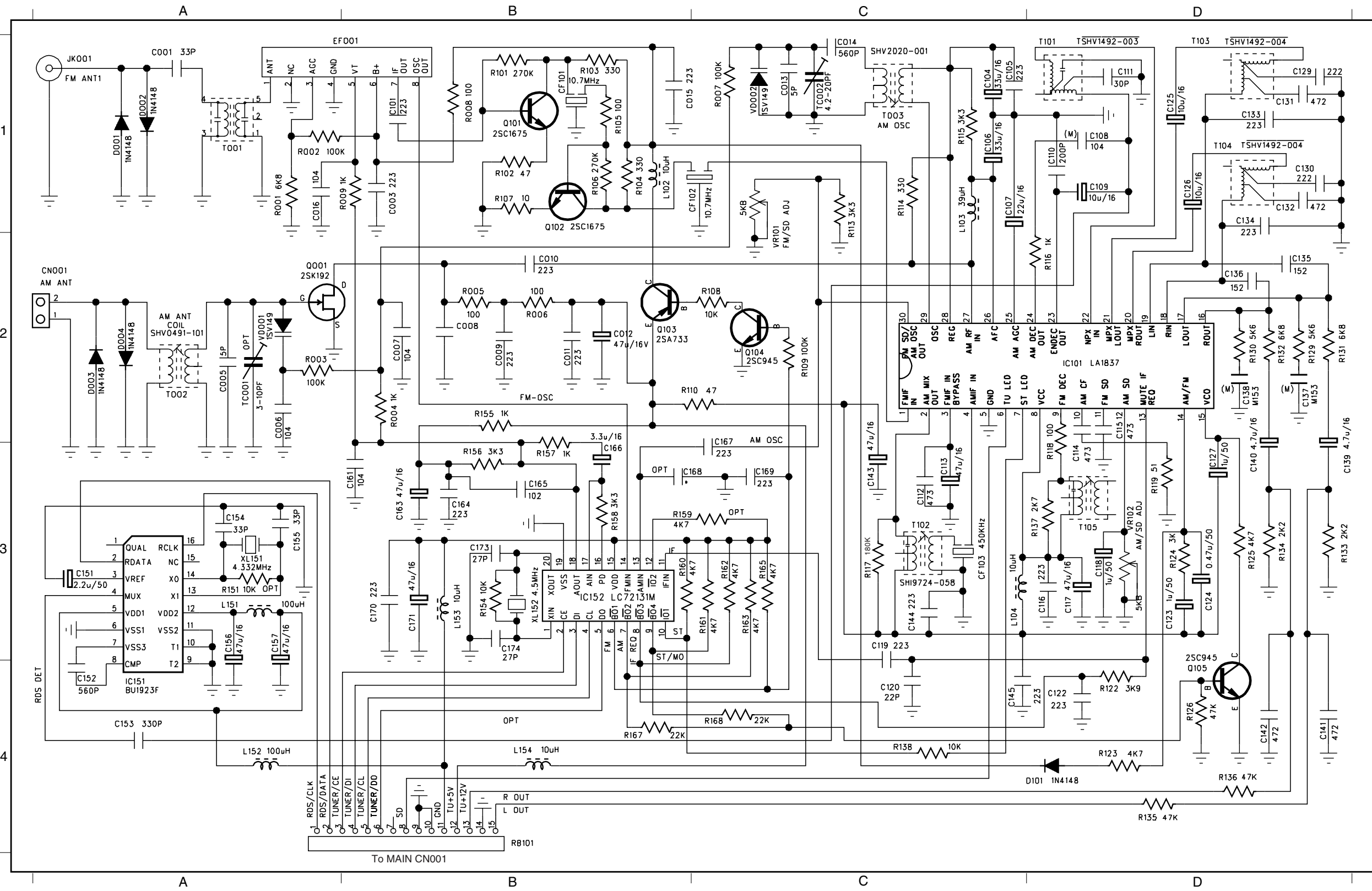


1-2 BLOCK DIAGRAM



1-3 SCHEMATIC DIAGRAMS

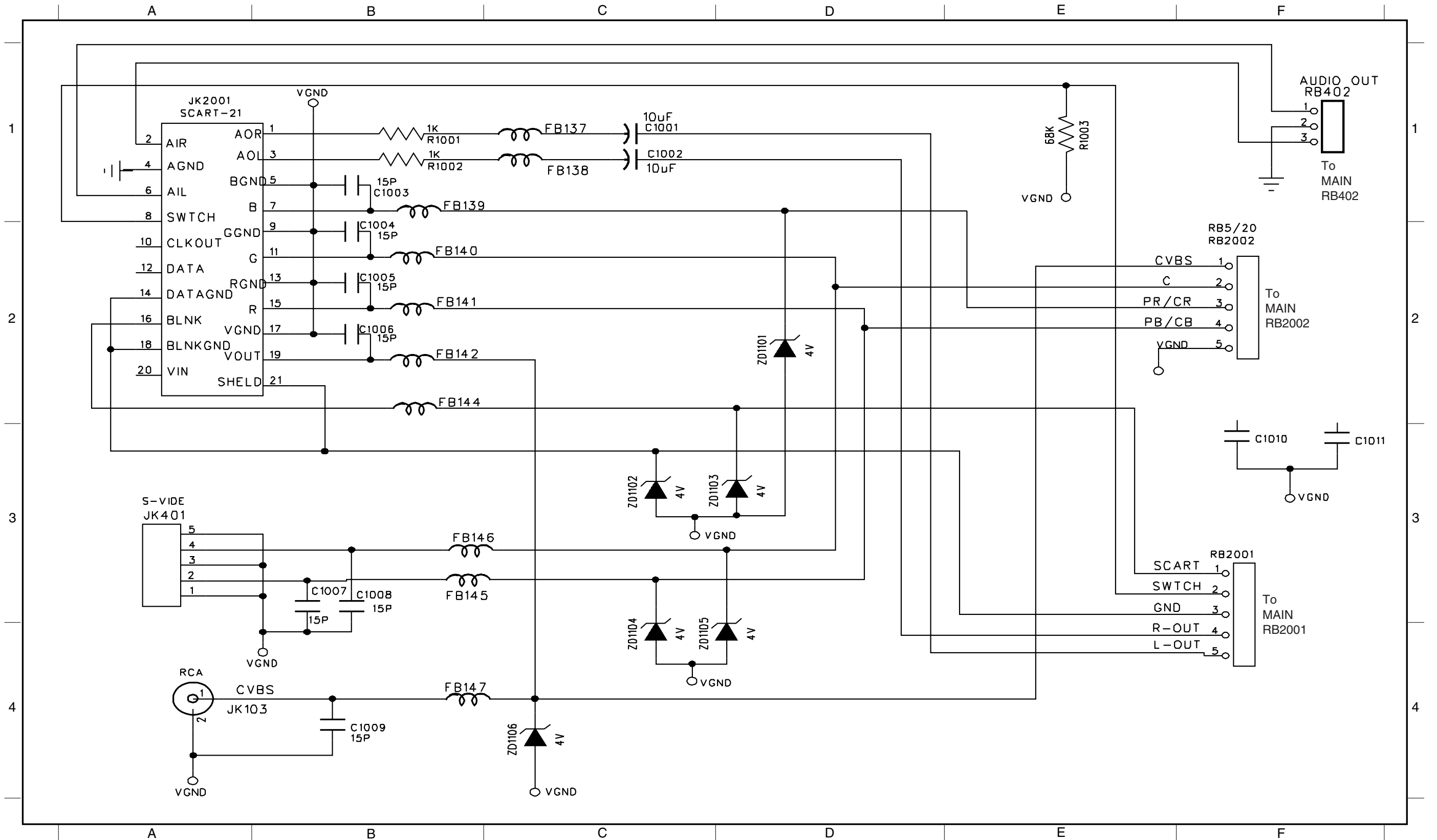
TUNER SCHEMATIC DIAGRAM



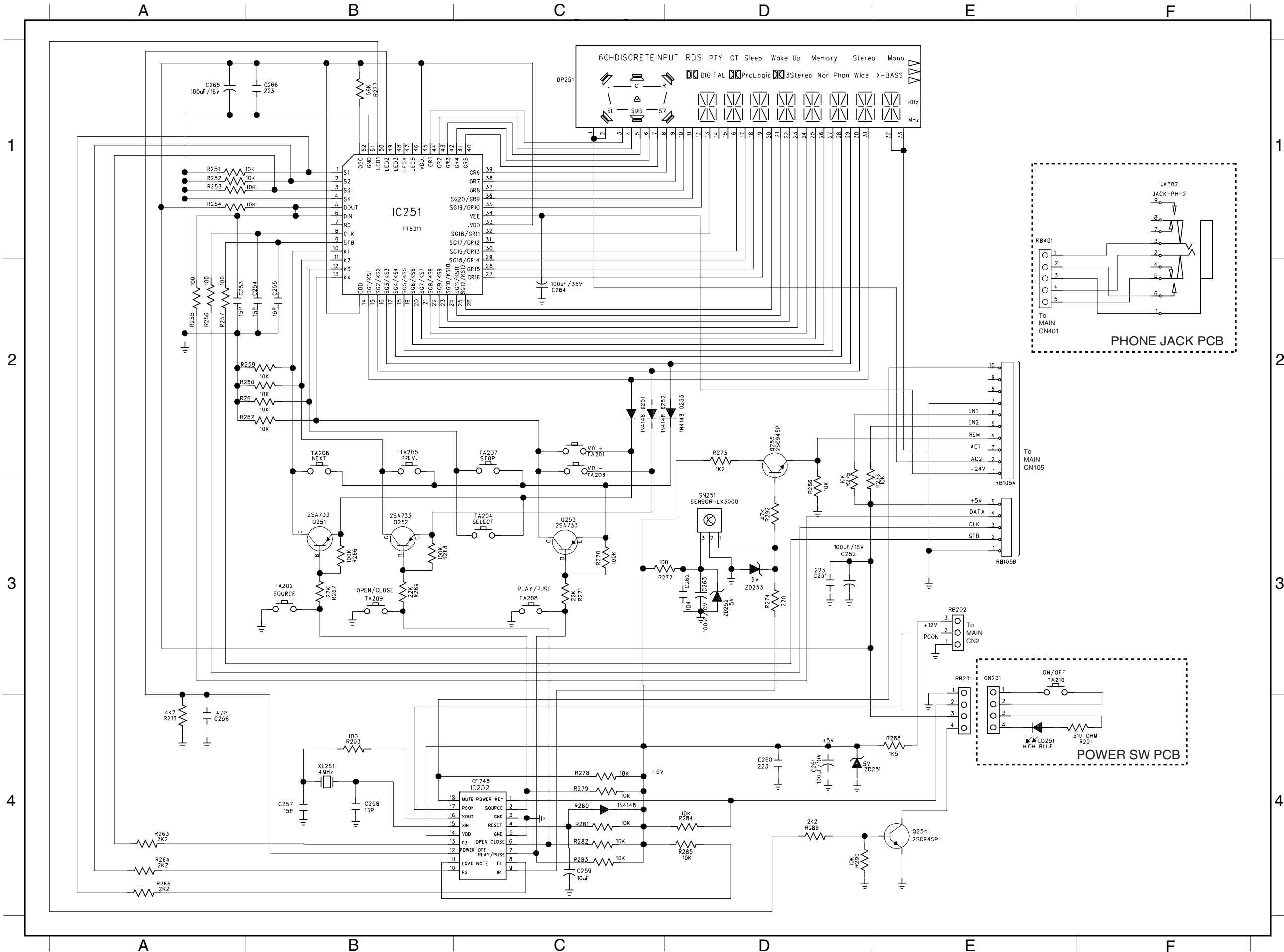
C001	A1	C161	B3	R122	D4
C003	B1	C163	B3	R123	D4
C005	A2	C164	B3	R124	D3
C006	A2	C165	B3	R125	D3
C007	B2	C166	B3	R126	D4
C008	B2	C167	C3	R129	D2
C009	B2	C169	C3	R130	D2
C010	B2	C170	B3	R131	D2
C011	B2	C171	B3	R133	D3
C012	B2	C173	B3	R134	D3
C013	C1	C174	B3	R135	D4
C014	C1	CF101	B1	R136	D4
C015	B1	CF102	C1	R137	D3
C016	A1	CF103	B3	R138	C4
C101	B1	CN001	A2	R151	A3
C104	C1	D101	D4	R154	B3
C105	C1	D001	A1	R155	B2
C106	C1	D002	A1	R156	B3
C107	C1	D003	A2	R157	B3
C108	D1	D004	A2	R158	B3
C109	D1	E001	B1	R159	B3
C110	D1	IC101	D2	R160	B3
C111	D1	IC151	A4	R161	C3
C112	C3	IC152	B3	R162	C3
C113	C3	JK001	A1	R163	C3
C114	D3	L102	B1	R165	C3
C115	D2	L103	C1	R167	B4
C116	D3	L104	C3	R168	C4
C117	D3	L151	A3	RB101	B4
C118	D3	L152	A4	T101	D1
C119	C3	L153	B3	T102	C3
C120	C4	L154	B4	T103	D1
C122	D4	Q101	B1	T104	D1
C123	D3	Q102	B1	T105	D3
C124	D3	Q103	B2	TC001	A2
C125	D1	Q104	C2	TC002	C1
C126	D1	Q105	D4	T001	A1
C127	D3	Q001	A2	T002	A2
C129	D1	R001	A1	T003	C1
C130	D1	R002	A1	VD002	A5
C131	D1	R003	A2	VR102	D3
C132	D1	R004	B2	XL151	A3
C133	D1	R005	B2	XL152	B3
C134	D1	R006	B2		
C135	D2	R007	C1		
C136	D2	R008	B1		
C137	D2	R101	B1		
C138	D2	R102	B1		
C139	D3	R103	B1		
C140	D3	R104	B1		
C141	D4	R105	B1		
C142	D4	R107	B1		
C143	C3	R106	B1		
C144	C3	R108	C2		
C145	C4	R109	C2		
C151	A3	R110	C2		
C152	A4	R113	C1		
C153	A4	R114	C1		
C154	A3	R115	C1		
C155	A3	R116	D2		
C156	A3	R117	C3		
C157	A3	R118	D3		
		R119	D3		

SCART SCHEMATIC DIAGRAM

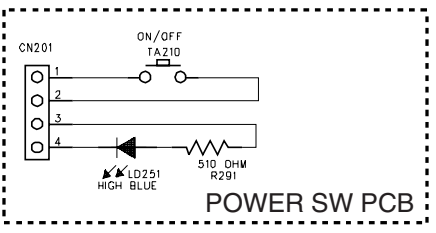
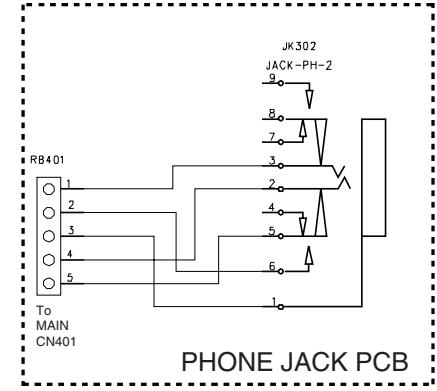
C1001	C1	C1006	B2	C1011	F3	FB141	B2	FB147	B4	R1003	E1	ZD1102	C3
C1002	C1	C1007	B3	FB137	C1	FB142	B2	JK103	A4	RB402	F1	ZD1103	D3
C1003	B1	C1008	B3	FB138	C1	FB144	B2	JK401	A3	RB2001	F3	ZD1104	C4
C1004	B2	C1009	B4	FB139	B1	FB145	B2	R1001	B1	RB2002	F2	ZD1105	C4
C1005	B2	C1010	F3	FB140	B2	FB146	B3	R1002	B1	ZD1101	D2	ZD1106	C4



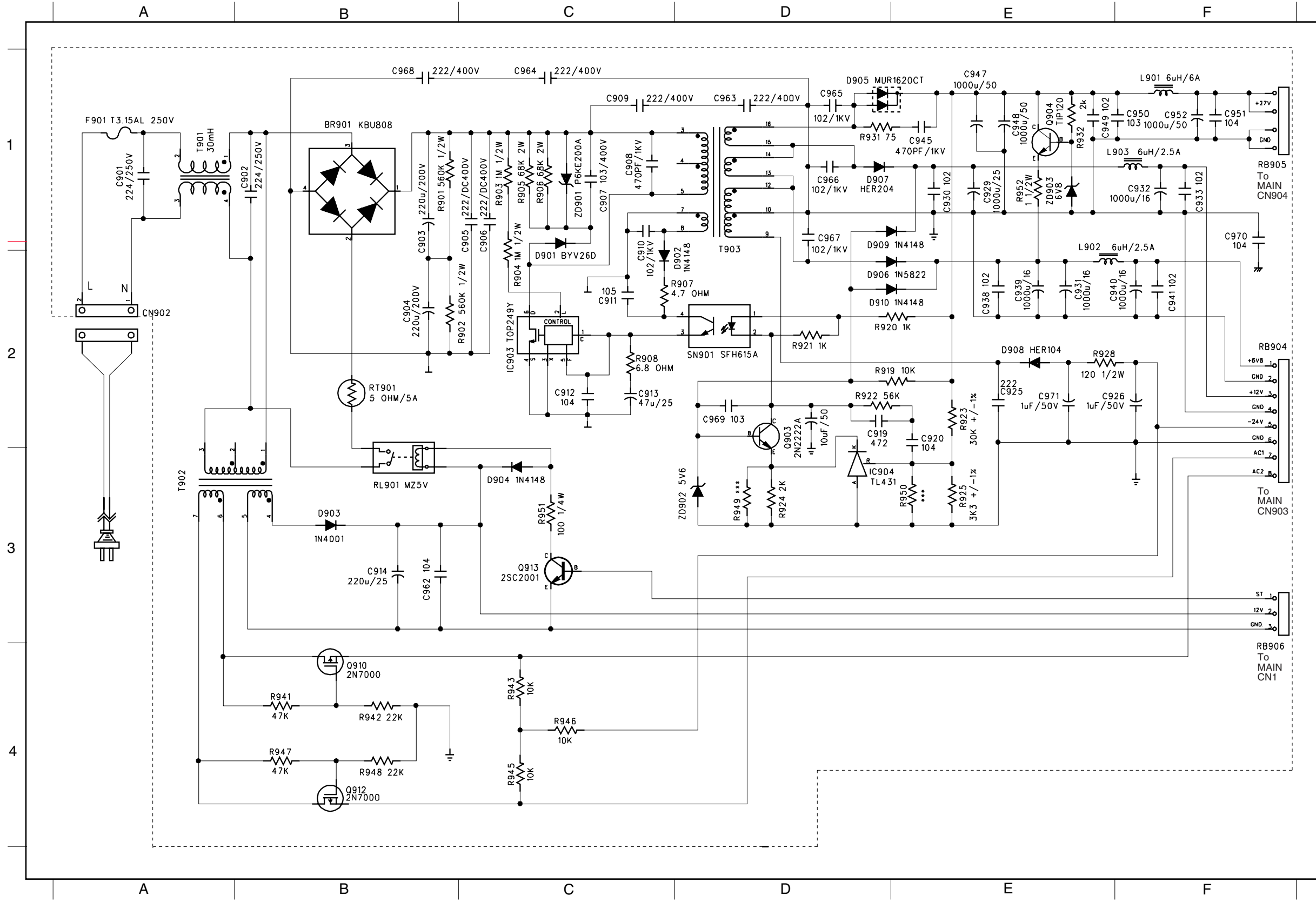
KEY PANEL SCHEMATIC DIAGRAM



C251	D3	R286	D3
C252	D3	R288	E4
C253	A2	R289	D4
C254	B2	R290	D4
C255	B2	R291	f4
C256	A4	R292	D3
C257	B4	R293	B4
C258	B4	RB105A	E2
C259	C4	RB105B	E3
C260	D4	RB201	E4
C261	D4	RB202	E3
C262	D3	RB401	E1
C263	D3	D251	C2
C264	C2	D252	C2
C265	A1	D253	D2
C266	B1	CN201	E4
R213	A4	DP251	C1
R251	A1	IC251	B1
R252	A1	IC252	C4
R253	A1	JK302	F1
R254	A1	LD251	E4
R255	A2	Q251	B3
R256	A2	Q252	B3
R257	A2	Q253	C3
R259	B2	Q254	E4
R260	B2	Q255	D2
R261	B2	TA201	C2
R262	B2	TA202	B3
R263	A4	TA203	C2
R264	A4	TA204	C3
R265	A4	TA205	B2
R266	B3	TA206	B2
R267	B3	TA207	C2
R268	B3	TA208	C3
R269	B3	TA209	B3
R270	C3	TA210	E3
R271	C3	SN251	D3
R272	C3	XL251	B4
R273	D2	ZD251	D4
R274	D3	ZD252	D3
R275	D3	ZD253	D3
R276	E3		
R277	B1		
R278	C4		
R279	C4		
R281	C4		
R282	C4		
R283	C4		
R284	D4		
R285	D4		

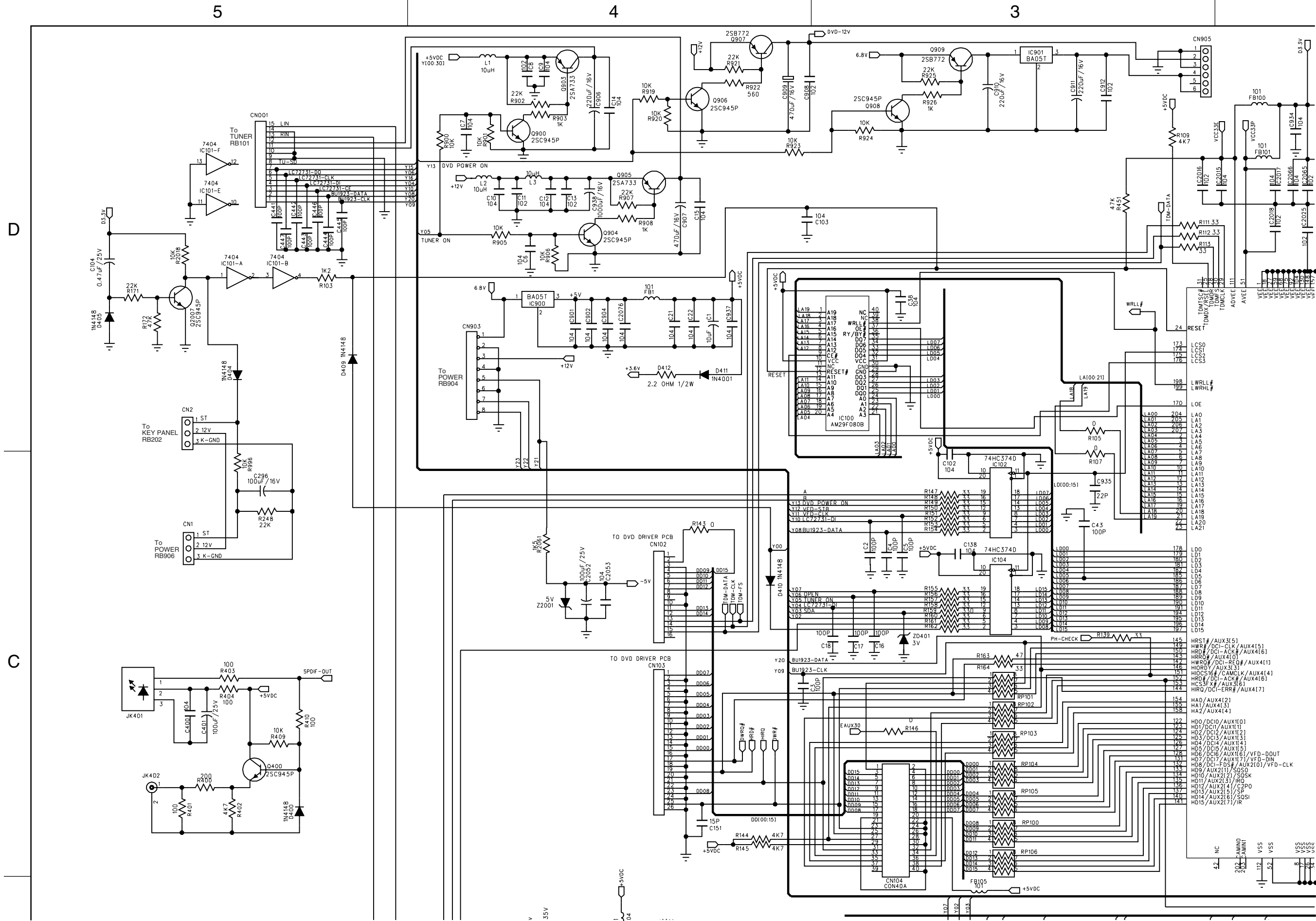


POWER SCHEMATIC DIAGRAM



BR901	B1	CN902	A2	R951	C3
C901	A1	D901	C2	R952	E1
C902	B1	D902	C2	RB904	F2
C903	B1	D903	B3	RB905	F1
C904	B2	D904	C3	RB906	F3
C905	C1	D905	D1	RT901	B2
C906	C1	D906	D2	RL901	B3
C907	C1	D907	D1	SN901	D2
C908	B1	D908	E2	T901	A1
C909	B1	D909	D1	T902	A3
C910	C1	D910	D2	T903	D1
C911	C2	F901	A1	ZD901	C1
C912	C2	IC903	C2	ZD902	D3
C913	C2	IC904	D3	ZD903	E1
C914	B3	L901	F1		
C919	D2	L903	F1		
C920	E2	Q903	D2		
C925	E2	Q904	E1		
C926	E2	Q910	B4		
C929	E1	Q912	B4		
C930	E1	Q913	C3		
C931	E2	R901	B1		
C932	F1	R902	B2		
C933	F1	R903	C1		
C938	E2	R904	C2		
C939	E2	R905	C1		
C940	F2	R906	C1		
C941	F2	R907	C2		
C945	E1	R908	C2		
C947	E1	R919	D2		
C948	E1	R920	D2		
C949	E1	R921	D2		
C950	E1	R922	D2		
C951	F1	R923	E2		
C952	F1	R924	D3		
C962	B3	R925	E3		
C963	D1	R928	E2		
C964	C1	R931	D1		
C965	D1	R941	B4		
C966	D1	R942	B4		
C967	D1	R943	C4		
C968	B1	R945	C4		
C969	D2	R946	C4		
C970	F1	R947	B4		
C971	E2	R948	B4		

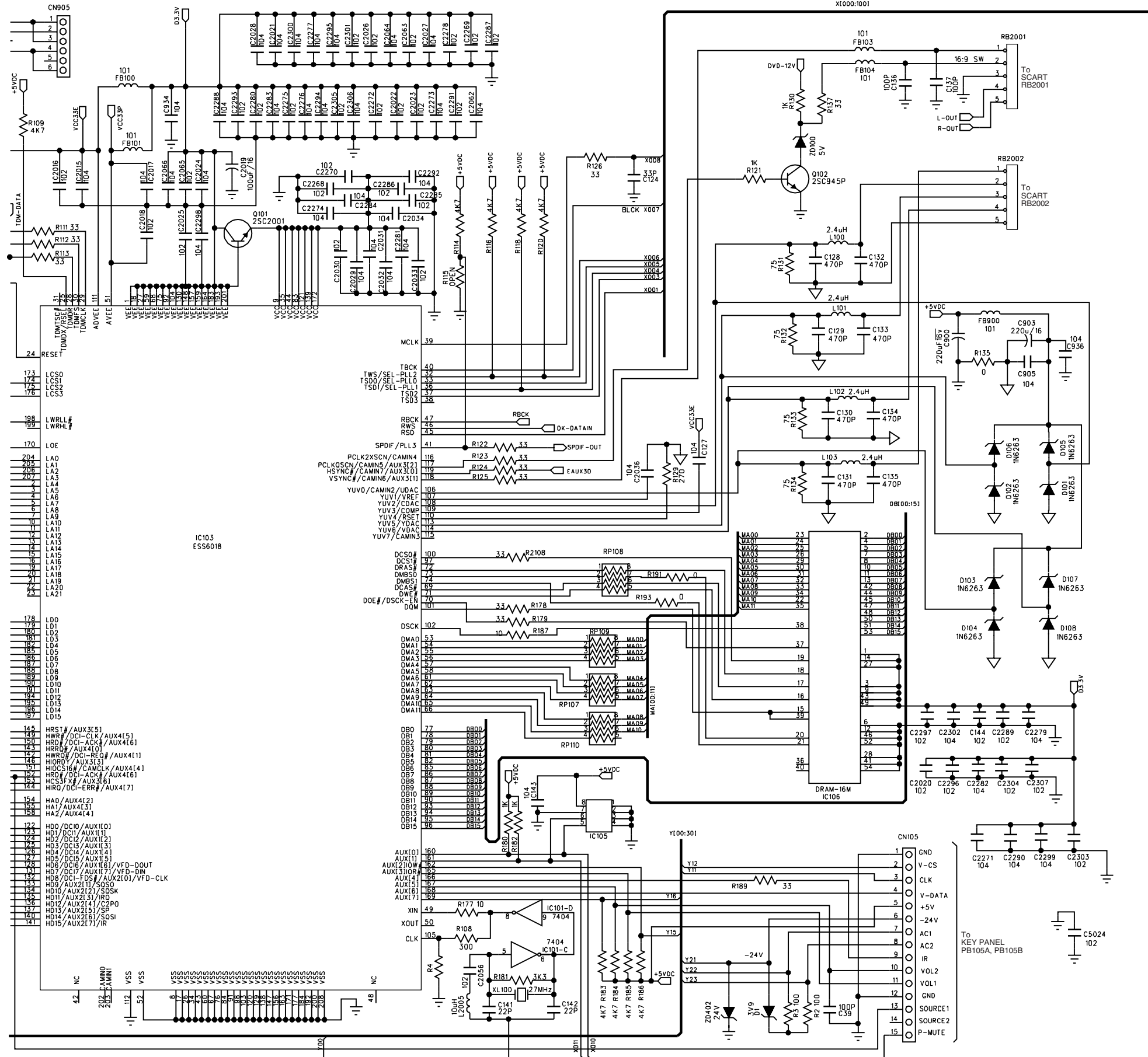
MAIN SCHEMATIC DIAGRAM (TOP LEFT VIEW)



MAIN SCHEMATIC DIAGRAM (TOP RIGHT VIEW)

2

1



D

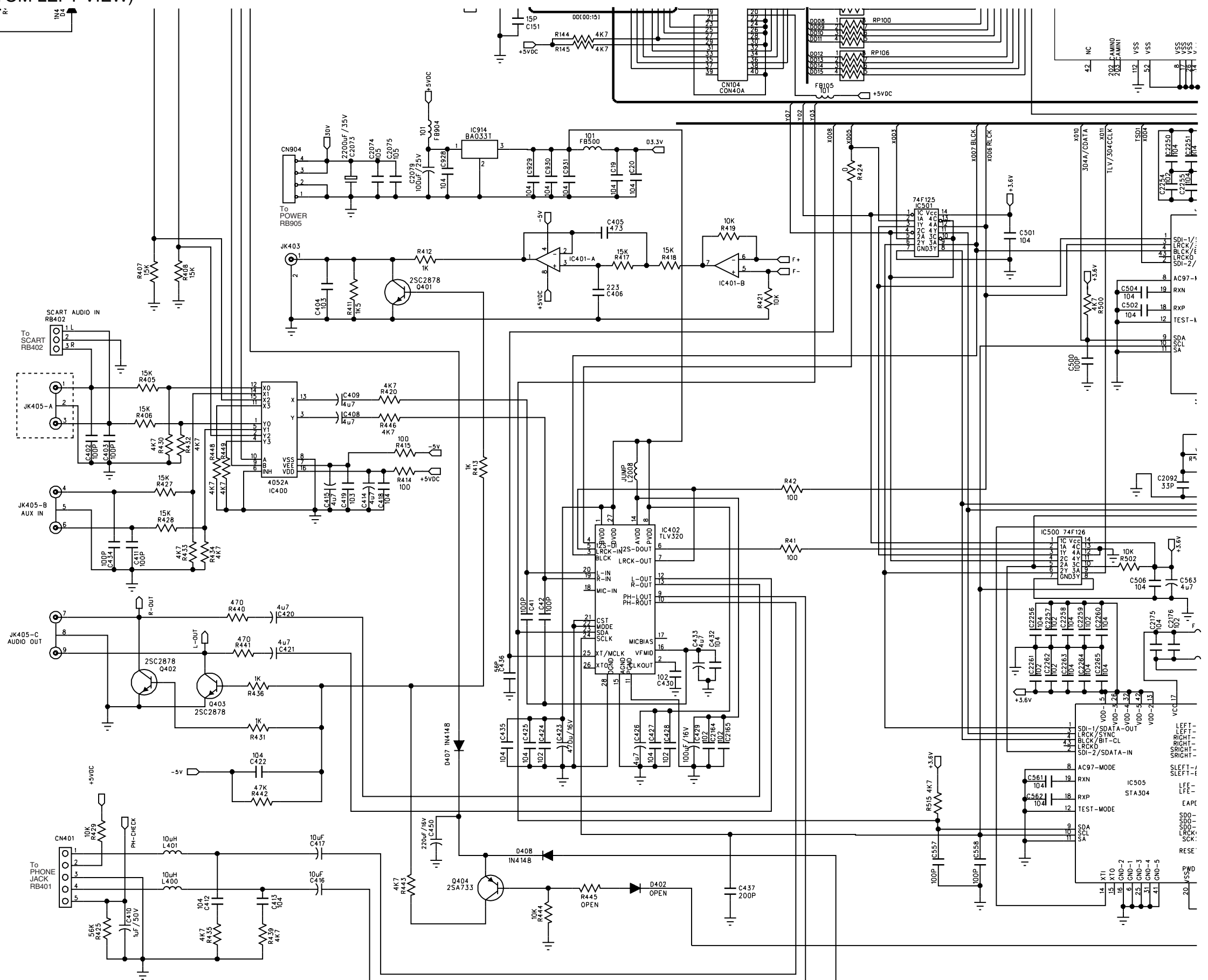
C

CN1	C5	L507	A1	R160	C3	R518	A2
CN2	D5	L508	B1	R161	C3	R519	A1
CN102	C4	L509	B1	R162	C3	R520	B1
CN103	C4	L513	A1	R163	C3	R521	A1
CN105	C1	L514	A1	R164	C3	R522	A1
CN401	A5	L515	B1	R171	D5	R523	A1
CN903	D4	L2005	C2	R172	D5	R524	A1
CN904	B4	L2008	B4	R177	C2	R525	A1
CN905	D3	L2009	B2	R178	C2	R526	A1
D1	C1	L2010	B2	R179	C2	R527	A1
D101	D1	L2032	B1	R180	C2	R528	A1
D102	D1	L2034	A1	R181	C2	R529	A1
D103	C1	L2036	B1	R182	C2	R530	A1
D104	C1	L2037	B1	R183	C1	R531	A1
D105	D1	L2038	A1	R184	C1	R532	A1
D106	D1	L2045	A1	R185	C1	R533	B2
D107	C1	Q101	D2	R186	C1	R534	B2
D108	C1	Q102	D1	R187	C2	R900	D4
D400	C5	Q400	C5	R189	C1	R901	D4
D402	A3	Q401	B4	R191	C1	R902	D4
D404	D5	Q402	A5	R193	C1	R903	D4
D405	D5	Q403	A4	R248	C5	R906	D4
D407	A4	Q404	A4	R400	C5	R907	D4
D408	A4	Q900	D4	R401	C5	R908	D4
D409	D5	Q903	D4	R402	C5	R919	D4
D410	C4	Q904	D4	R403	C5	R920	D4
D411	D4	Q905	D4	R404	C5	R921	D4
D412	D4	Q906	D4	R405	B5	R922	D4
FB1	D4	Q907	D4	R406	B5	R924	D3
FB100	D2	Q908	D3	R407	B5	R925	D3
FB101	D2	Q909	D3	R408	B3	R926	D3
FB103	D1	Q2007	D5	R409	C5	R996	C5
FB104	D1	R1	B2	R410	C5	R2018	D5
FB500	B4	R2	C1	R411	B4	R2061	C4
FB502	A2	R3	C1	R412	B4	R2108	C2
FB503	A2	R4	C2	R413	B4	RB2001D1	
FB900	D1	R41	B3	R414	B4	RB402	B5
IC100	D3	R42	B3	R415	B4	RB2002D1	
IC101-A	D5	R103	D5	R417	B4	RP100	C3
IC101-B	D5	R105	D3	R418	B3	RP101	C3
IC101-C	C2	R107	D3	R419	B3	RP102	C3
IC101-D	C2	R108	C2	R420	B4	RP103	C3
IC101-E	D5	R109	D3	R421	B3	RP104	C3
IC101-F	D5	R111	D3	R424	B3	RP105	C3
IC102	C3	R112	D3	R425	A5	RP106	C3
IC103	C2	R113	D3	R427	B5	RP107	C2
IC104	C3	R114	D2	R428	B5	RP108	C1
IC105	C1	R115	D2	R429	A5	RP109	C1
IC106	C1	R116	D2	R430	B5	RP110	C2
IC400	B4	R118	D2	R431	A4	XL100	C2
IC401-A	B4	R120	D2	R432	B5	XL500	B2
IC401-B	B3	R121	D1	R433	A5	Z2001	C4
IC402	B3	R122	D2	R434	A4	ZD100	D1
IC500	B3	R123	D2	R435	A4	ZD401	C3
IC501	B3	R124	D2	R436	A4	ZD402	C1
IC502	B2	R125	D2	R439	A4		
IC503	A1	R126	D2	R440	A4		
IC504	A1	R129	D1	R441	A4		
IC505	A2	R130	D1	R442	A4		
IC506	B1	R131	D1	R443	A4		
IC900	D4	R132	D1	R444	A4		
IC901	D3	R133	D1	R446	B4		
IC914	B4	R134	D1	R448	B4		
JK401	C5	R135	D1	R449	B4		
JK402	C5	R137	D1	R451	D3		
JK403	B4	R139	C3	R500	B2		
JK405-A	B5	R143	C4	R501	B2		
JK405-B	B5	R144	C4	R502	A2		
JK500	B1	R145	C4	R503	B2		
L1	D4	R146	C3	R504	A2		
L2	D4	R147	C3	R505	B1		
L3	D4	R148	C3	R506	B1		
L100	D1	R149	C3	R507	A1		
L101	D1	R150	C3	R508	B1		
L102	D1	R151	C3	R509	A1		
L103	D1	R152	C3	R510	B1		
L400	A5	R153	C3	R511	B1		
L401	A5	R154	C3	R512	B1		
L500	B1	R155	C3	R513	B1		
L501	B1	R156	C3	R514	B1		
L502	B1	R157	C3	R515	A3		
L503	B1	R158	C3	R516	A2		
L504	A1	R159	C3	R517	A2		

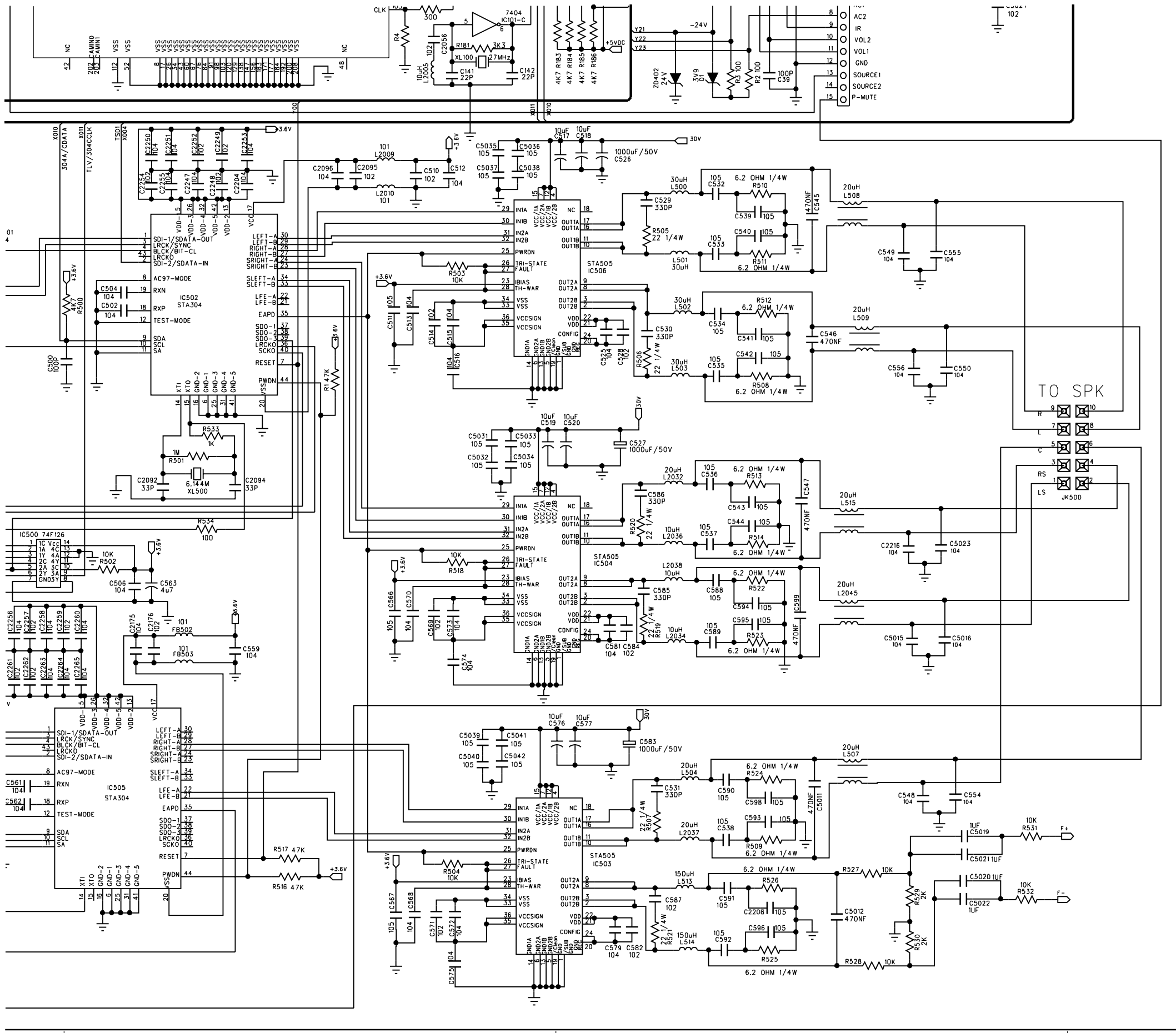
MAIN SCHEMATIC DIAGRAM (BOTTOM LEFT VIEW)

B

A

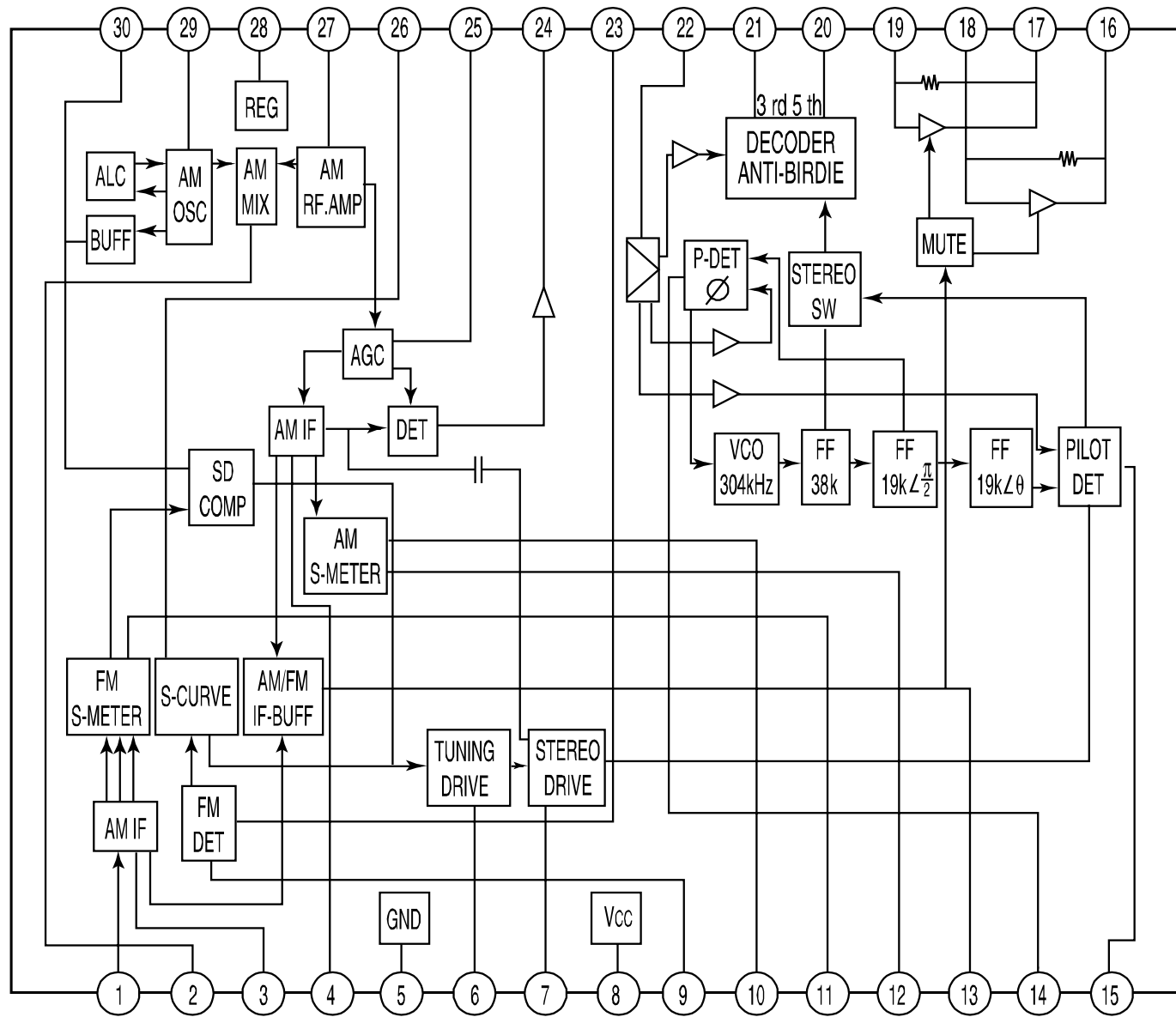


MAIN SCHEMATIC DIAGRAM (BOTTOM RIGHT VIEW)

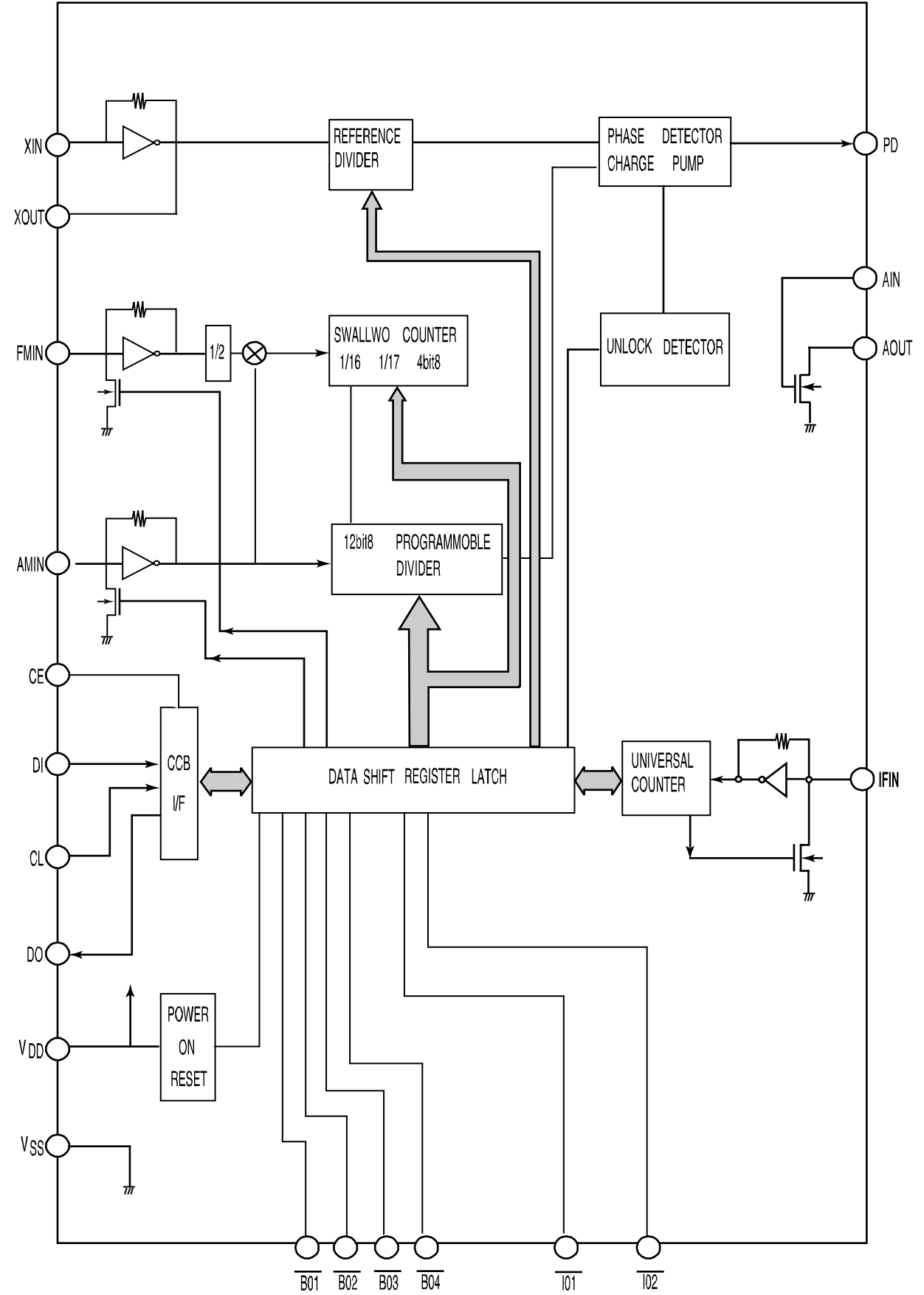


C1	D4	C436	A4	C590	A1	C2257	A3
C2	C3	C441	D5	C591	A1	C2258	A3
C3	C3	C442	D5	C592	A1	C2259	A3
C4	C3	C443	D5	C593	A1	C2260	A2
C5	C3	C444	D5	C594	A1	C2261	A3
C6	D4	C445	D5	C595	A1	C2262	A3
C7	D4	C446	D5	C596	A1	C2263	A3
C8	D4	C447	D5	C598	A1	C2264	A3
C9	D4	C437	A3	C599	A1	C2265	A2
C10	D4	C450	A4	C900	D1	C2268	D2
C11	D4	C500	B3	C901	D4	C2269	D2
C12	D4	C501	B3	C902	D4	C2270	D2
C13	D4	C502	B2	C903	D1	C2271	C1
C14	D4	C504	B2	C904	D4	C2272	D2
C15	D4	C506	A2	C905	D1	C2273	D2
C16	C3	C510	A2	C906	D4	C2274	D2
C17	C3	C511	B2	C907	D4	C2275	D2
C18	C3	C512	A2	C908	D4	C2276	D2
C19	B4	C513	B2	C909	D4	C2277	D2
C20	B4	C514	B2	C910	D3	C2278	D2
C21	D4	C515	B2	C911	D3	C2279	C1
C22	D4	C516	B2	C912	D3	C2280	D2
C38	D3	C517	B1	C928	B4	C2281	D2
C39	C1	C518	B1	C929	B4	C2282	C1
C41	A4	C519	B2	C930	B4	C2283	D2
C42	A4	C520	B1	C931	B4	C2284	D2
C43	C3	C523	B4	C934	D2	C2285	D2
C102	C3	C525	B1	C935	C3	C2286	D2
C103	D4	C526	B1	C937	D4	C2287	D2
C104	D5	C527	B1	C938	D4	C2288	D2
C124	D1	C528	B1	C2015	D2	C2289	C1
C127	D1	C529	B1	C2016	D3	C2290	C1
C128	D1	C530	B1	C2017	D2	C2291	D2
C129	D1	C531	A1	C2018	D2	C2292	D2
C130	D1	C532	B1	C2019	D2	C2293	D2
C131	D1	C533	B1	C2020	C1	C2294	D2
C132	D1	C534	B1	C2021	D2	C2295	D2
C133	D1	C535	B1	C2022	D2	C2296	C1
C134	D1	C536	B1	C2023	D2	C2297	C1
C135	D1	C537	B1	C2024	D2	C2298	D2
C136	D1	C538	A1	C2025	D2	C2299	C1
C137	D1	C539	B1	C2026	D2	C2300	D2
C138	C3	C540	B1	C2027	D2	C2301	D2
C141	C2	C541	B1	C2028	D2	C2302	C1
C142	C2	C542	B1	C2029	D2	C2303	C1
C143	C2	C543	B1	C2030	D2	C2304	C1
C144	C1	C544	B1	C2031	D2	C2305	D2
C151	C4	C545	B1	C2032	D2	C2306	D2
C296	C5	C546	B1	C2033	D2	C2307	C1
C400	C5	C547	B1	C2034	D2	C5011	A1
C401	C5	C548	A1	C2036	D1	C5012	A1
C402	B5	C549	B1	C2052	C4	C5015	A1
C403	B5	C550	B1	C2053	C4	C5016	A1
C404	B4	C554	A1	C2056	C2	C5019	A1
C405	B4	C555	D4	C2062	D2	C5020	A1
C406	B4	C556	A2	C2063	D2	C5021	A1
C407	B4	C557	A3	C2064	D2	C5022	A1
C4080	B4	C558	A3	C2065	D2	C5023	B1
C409	B4	C559	A3	C2066	D2	C5024	C1
C410	A5	C561	A3	C2073	B4	C5031	B2
C411	A5	C562	A3	C2074	B4	C5032	B2
C412	A4	C563	A2	C2076	D4	C5033	B2
C413	A4	C566	A2	C2079	B2	C5034	B2
C414	B4	C567	A2	C2092	B2	C5035	B2
C415	B4	C568	A2	C2094	B2	C5036	B2
C416	B4	C569	A2	C2095	B2	C5037	B2
C417	A4	C570	A2	C2096	B2	C5038	B2
C418	B4	C571	A2	C2164	A3	C5039	A1
C419	B4	C572	A2	C2165	A3	C5040	A1
C420	A4	C573	A2	C2175	A2	C5041	A1
C421	A4	C574	A2	C2176	A2	C5042	A1
C422	A4	C575	A2	C2204	B2		
C423	A4	C576	A1	C2208	A1		
C424	A4	C577	A1	C2216	B1		
C425	A4	C579	A1	C2247	B2		
C426	A3	C581	A1	C2248	B2		
C427	A3	C582	A1	C2249	B2		
C428	A3	C583	A1	C2250	B2		
C429	A3	C584	A1	C2251	B2		
C430	A3	C585	A1	C2252	B2		
C432	A3	C586	B1	C2253	B2		
C433	A3	C587	A1	C2254	B2		
C434	A5	C588	A1	C2255	B2		
C435	A4	C589	A1	C2256	A3		

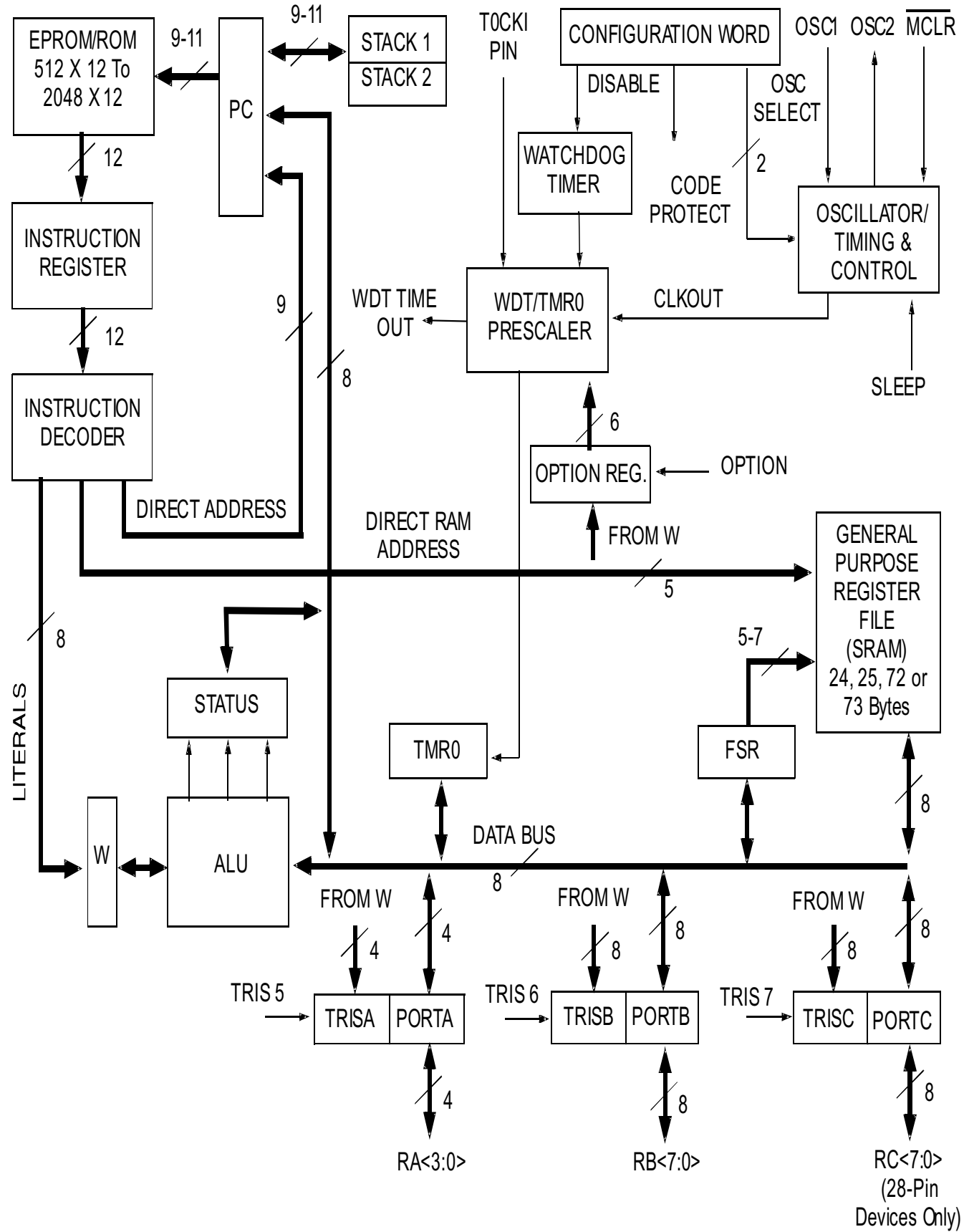
LA1837



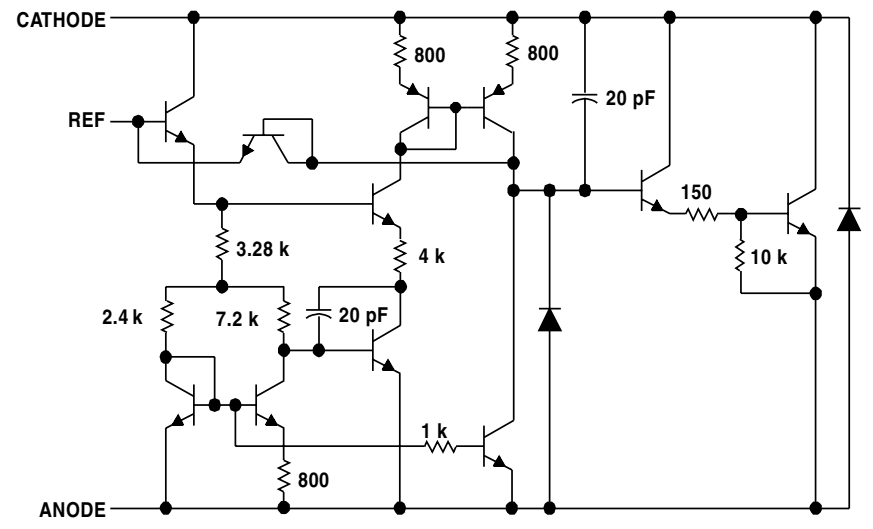
LC7213M



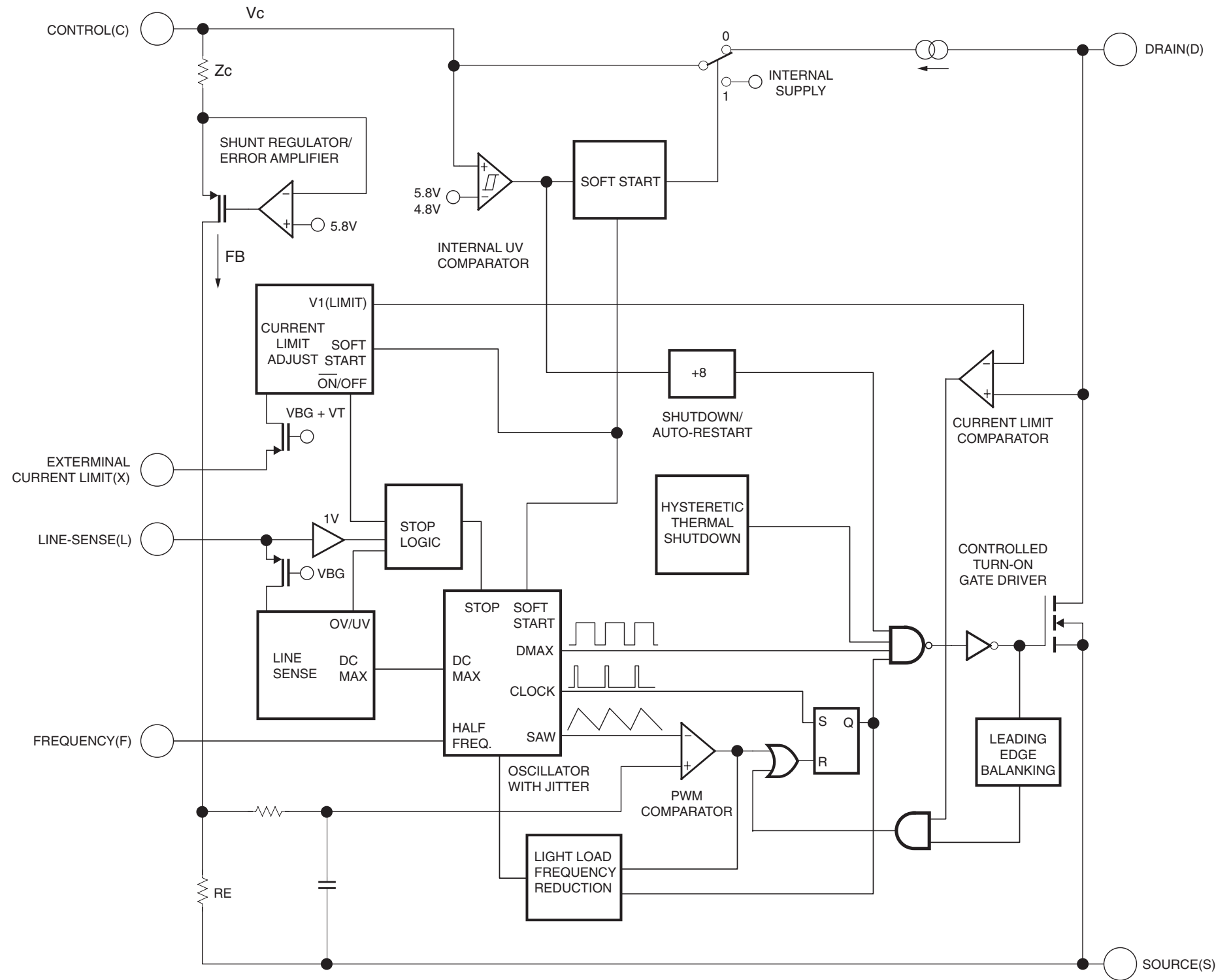
CF745



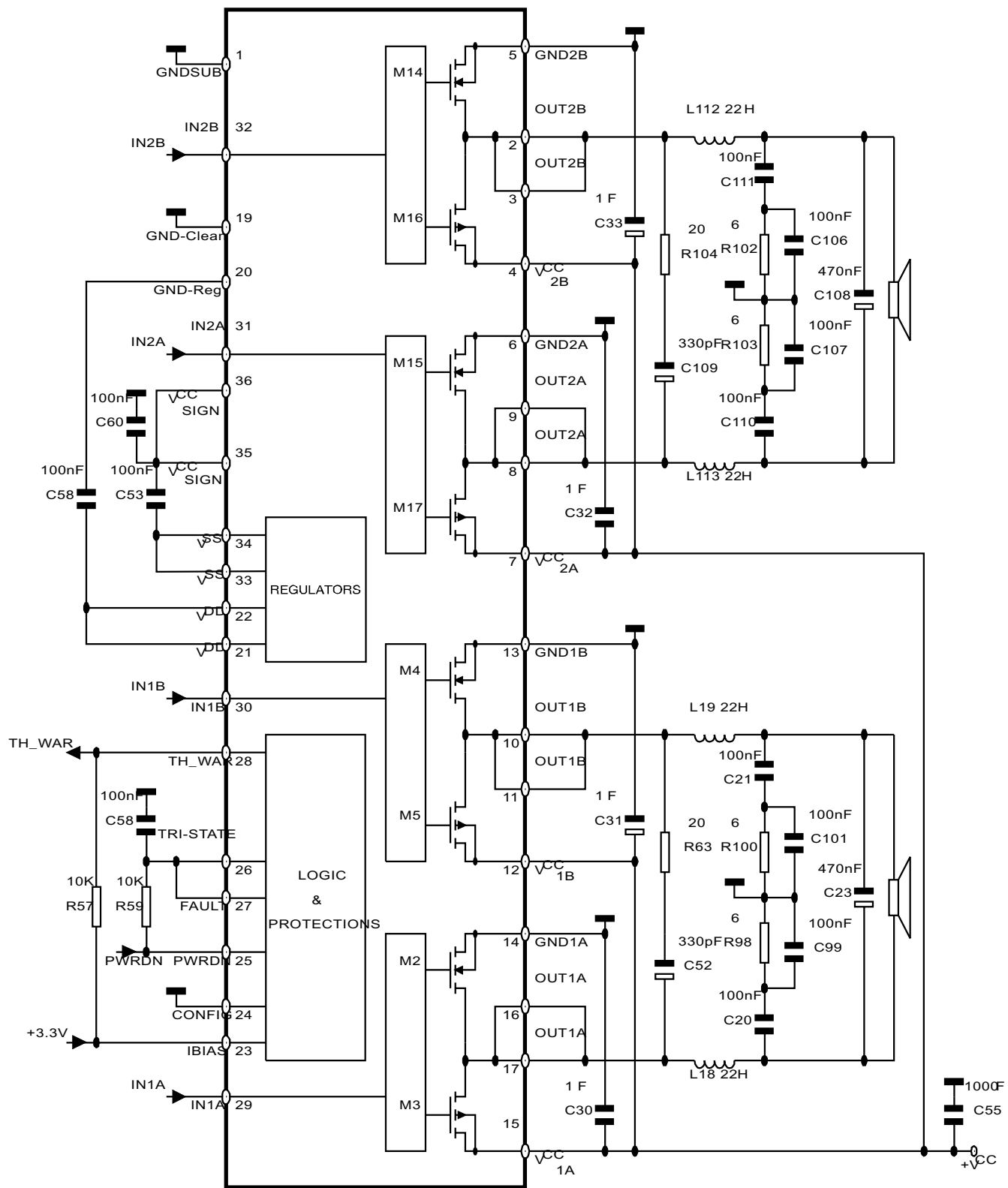
TL431



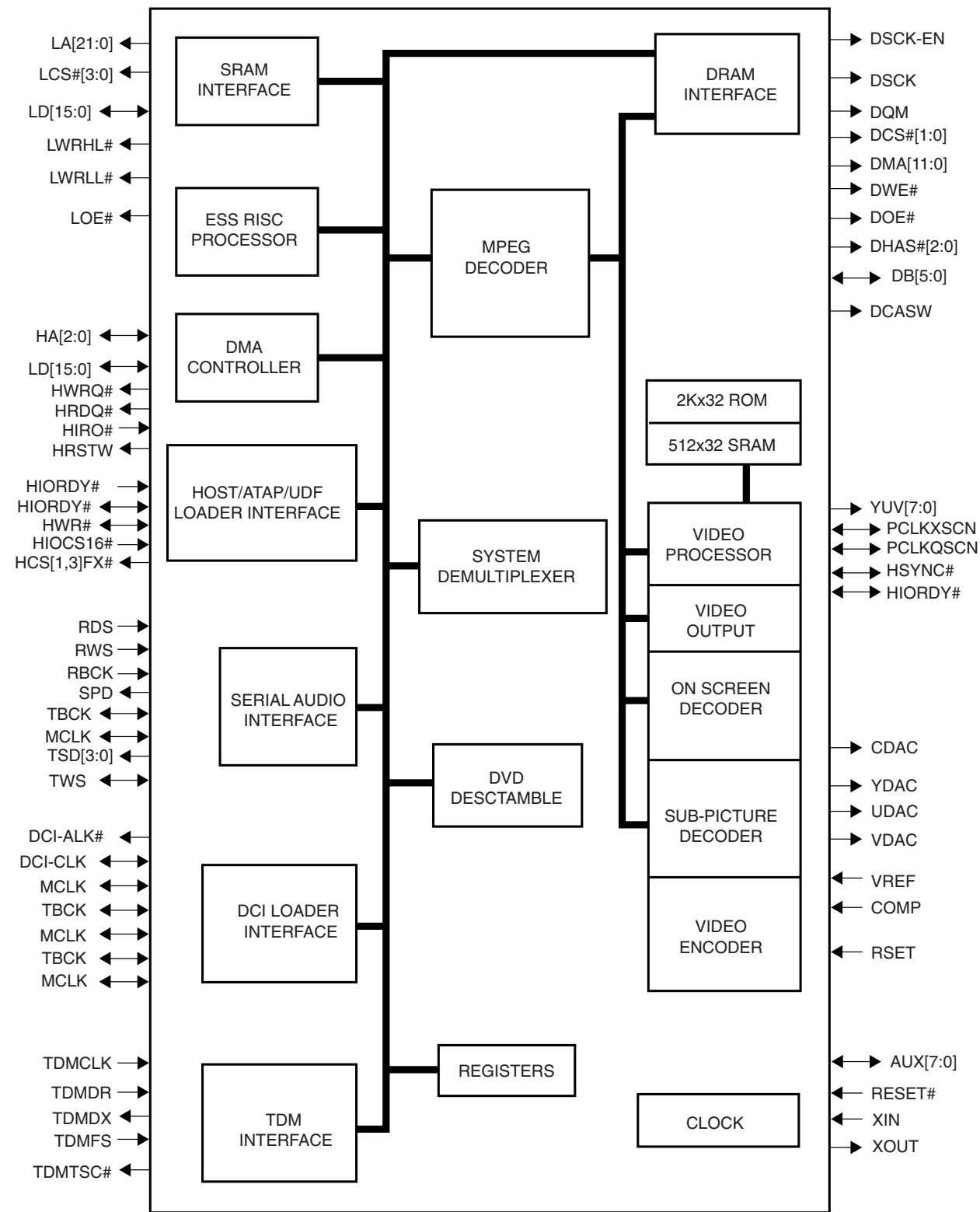
TOP249



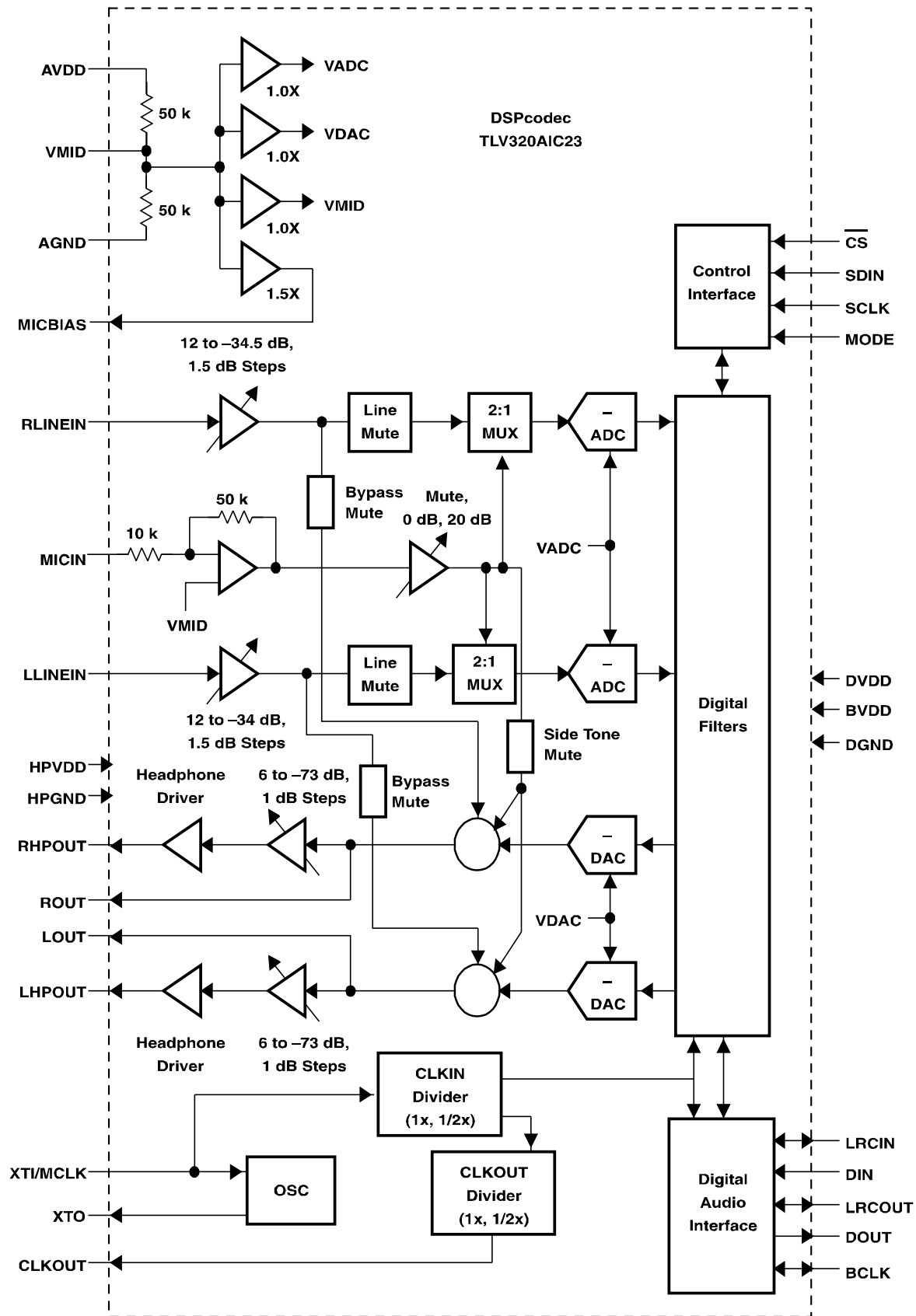
STA505



ESS6018



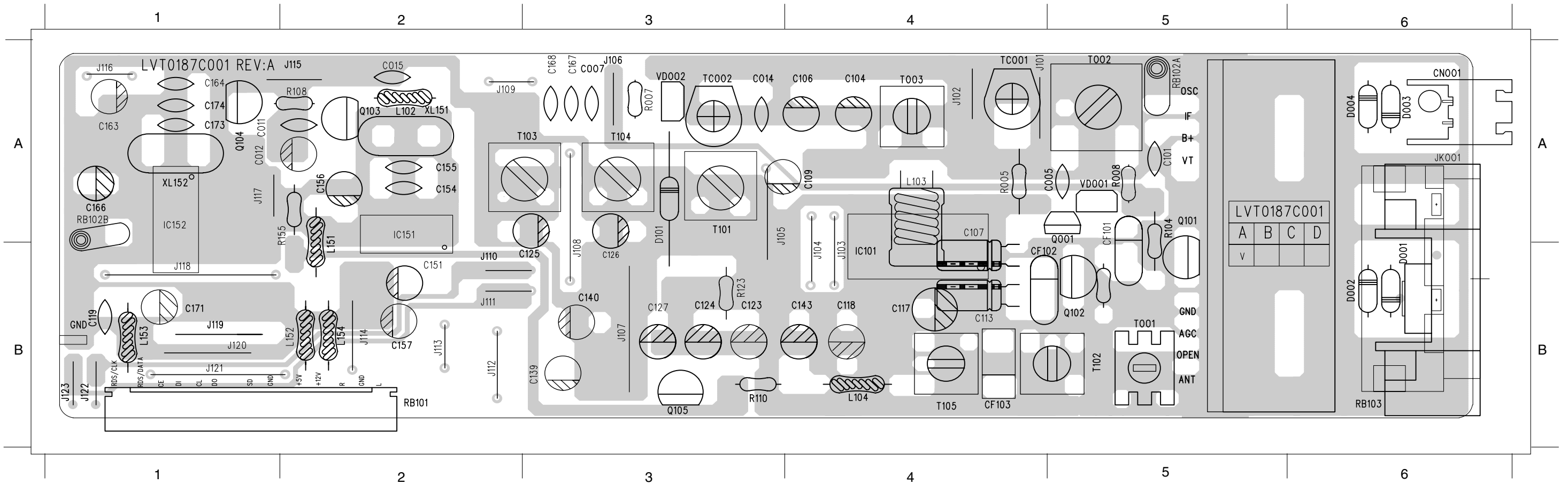
TLV320A



E
D
C
B
A

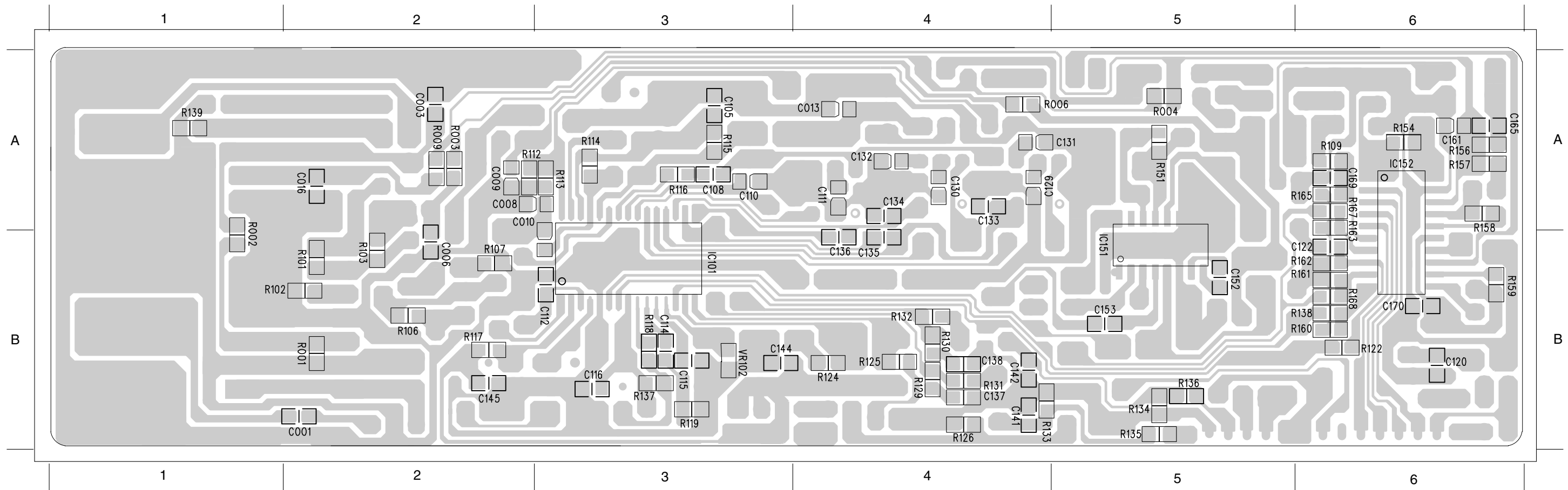
1-5 CIRCUIT BOARD DIAGRAMS
TUNER CIRCUIT BOARD DIAGRAM (TOP VIEW)

C005	A5	C109	A4	C139	B3	C166	A1	J102	A4	J111	B2	J121	B1	L153	B1	T104	A3	VD001	A5	R007	A3	RB103	B6
C007	A3	C113	B4	C140	B3	C167	A3	J103	B4	J112	B2	J122	B1	L154	B2	T105	B4	VD002	A3	R008	A5		
C011	A1	C117	B4	C143	B4	C171	B1	J104	B4	J113	B2	J123	B1	IC151	A2	TC001	A4	XL151	A2	R104	A5		
C012	A1	C118	B4	C151	B2	C173	A1	J116	A1	J114	B2	IC101	B4	IC152	A1	TC002	A3	XL152	A1	R108	A2		
C014	A3	C119	B1	C154	A2	C174	A1	J105	A3	J115	A2	JK001	A6	T001	A1	Q001	A5	D001	B6	R110	B3		
C015	A2	C123	B3	C155	A2	CF101	A5	J106	A3	J116	B5	L102	A2	T002	A5	Q101	A5	D002	B6	R123	B3		
C101	A5	C124	B3	C156	A2	CF102	B5	J107	B3	J117	A1	L103	A4	T003	A4	Q102	B5	D003	A6	R155	A2		
C104	A4	C125	A3	C157	B2	CF103	B4	J108	A3	J118	B1	L104	B4	T101	A3	Q103	A2	D004	A6	RB101	B2		
C106	A4	C126	B3	C163	A1	CN001	A6	J109	A2	J119	B1	L151	A2	T102	B5	Q104	A1	D101	A3	RB102A	A5		
C107	B4	C127	B3	C164	A1	J101	A4	J110	B2	J120	B1	L152	B2	T103	A3	Q105	B3	R005	A4	RB102B	A1		



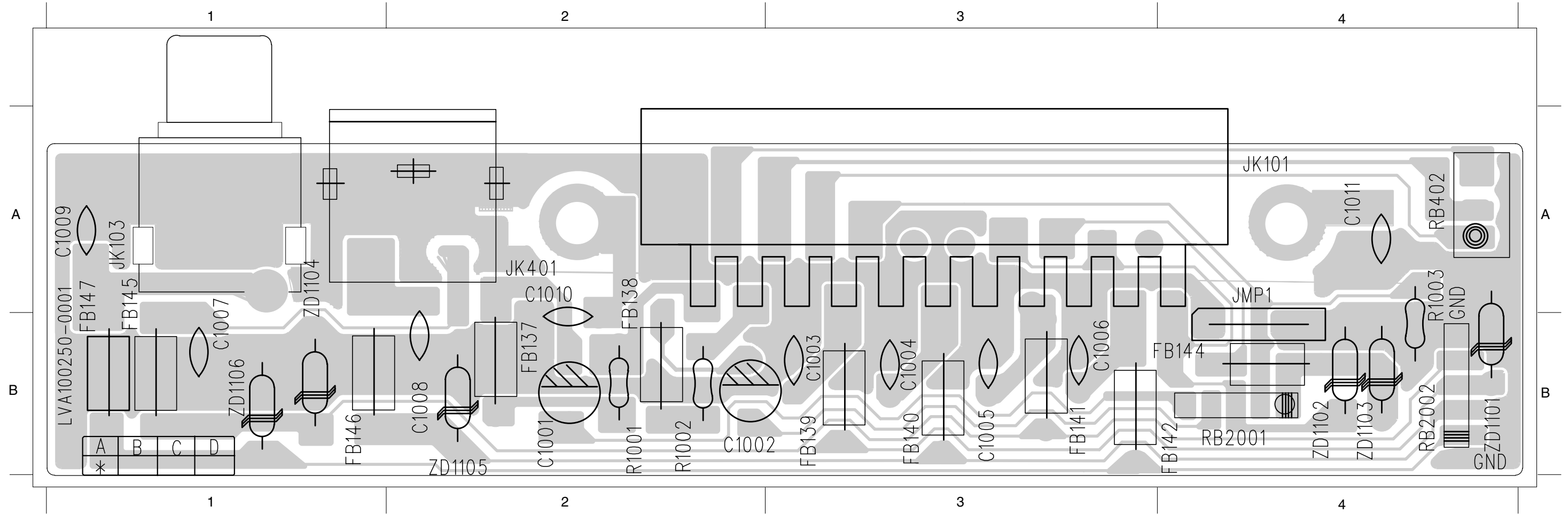
TUNER CIRCUIT BOARD DIAGRAM (BOTTOM VIEW)

C001	B2	C108	A3	C129	A4	C138	B4	C169	A6	R006	A4	R113	A3	R125	B4	R136	B5	R158	A6	VR102	B3
C003	A2	C110	A3	C130	A4	C141	B4	C170	B6	R009	A2	R114	A3	R126	B4	R137	B3	R159	B6		
C006	B2	C111	A4	C131	A4	C142	B4	IC101	B3	R101	B2	R115	A3	R129	B4	R138	B6	R160	B6		
C008	A2	C112	B3	C132	A4	C144	B3	IC151	B5	R102	B2	R116	A3	R130	B4	R139	A1	R161	B6		
C009	A2	C114	B3	C133	A4	C145	B2	IC152	A6	R103	B2	R117	B2	R131	B4	R145	B2	R162	B6		
C010	B3	C115	B3	C134	A4	C152	B5	R001	B2	R106	B2	R118	B3	R132	B4	R151	A5	R163	A6		
C013	A4	C116	B3	C135	B4	C153	B5	R002	B1	R107	B2	R119	B3	R133	B4	R154	A6	R165	A6		
C016	A2	C120	B6	C136	B4	C161	A6	R003	A2	R109	A6	R122	B6	R134	B5	R156	A6	R167	A6		
C105	A3	C122	B6	C137	B4	C165	A6	R004	A5	R112	A2	R124	B4	R135	B5	R135	B5	R168	B6		



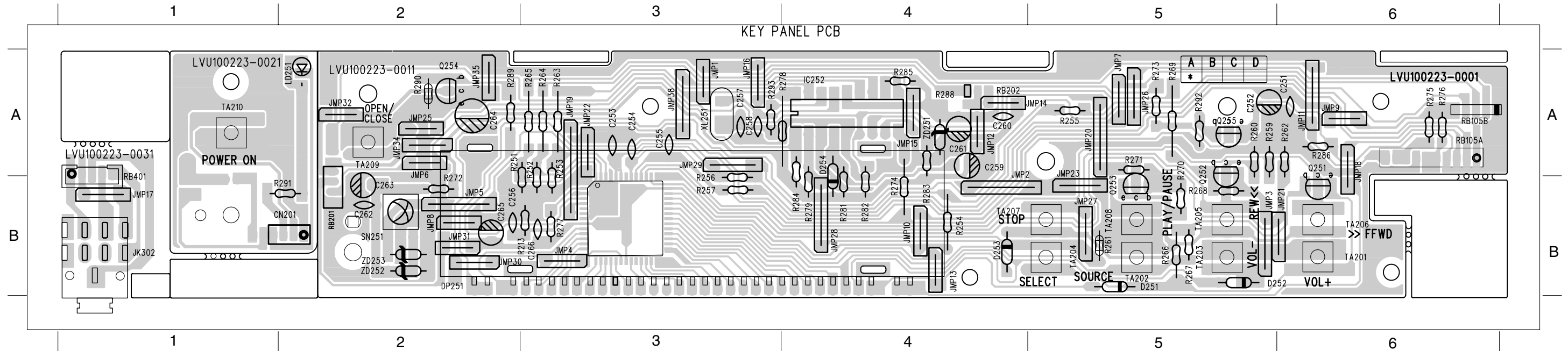
SCART CIRCUI BOARD DIAGRAM

C1001	B2	C1009	A1	R1001	B2	FB140	B3	ZD1102	B4
C1002	B2	C1010	A2	R1002	B2	FB141	B3	ZD1103	B4
C1003	B3	C1011	A4	R1003	A4	FB142	B4	ZD1104	A1
C1004	B3	JK101	A4	RB2001	B4	FB144	B4	ZD1105	B2
C1005	B3	JK103	A1	RB2002	B4	FB145	B1	ZD1106	B1
C1006	B3	JK401	A2	FB137	B2	FB146	B1		
C1007	B1	JMP1	A4	FB138	B2	FB147	B1		
C1008	B2	RB402	A4	FB139	B3	ZD1101	B4		



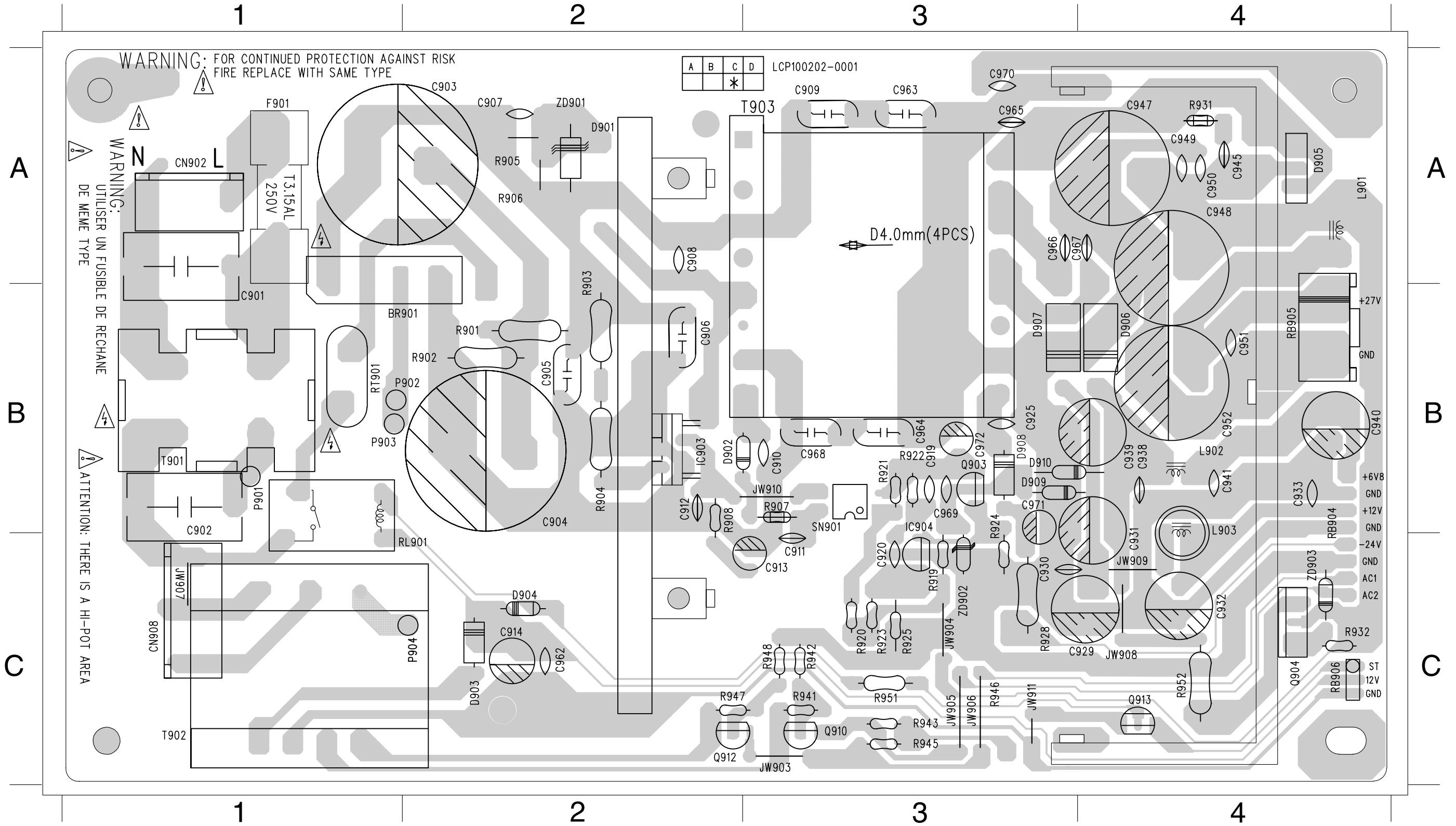
KEY PANEL CIRCUIT BOARD DIAGRAM

C251	A6	C260	A4	D251	B5	R252	A3	R262	A6	R271	A5	R282	B4	R294	B1	JMP2	B4	JMP11	A6	JMP20	A5	JMP30	B2	Q253	B5	TA207	B4
C252	A5	C261	A4	D252	B5	R253	A3	R263	A3	R272	B2	R283	B4	RB105A	A6	JMP3	B5	JMP12	A4	JMP21	A6	JMP31	B2	Q254	A2	TA208	B5
C253	A3	C262	B2	D253	B4	R254	B4	R264	B2	R273	A5	R284	B4	RB105B	A6	JMP4	B3	JMP13	B4	JMP22	A3	JMP32	A2	Q255	A5	TA209	A2
C254	A3	C263	B2	D254	A4	R255	A5	R265	A3	R274	B4	R285	A4	RB201	B2	JMP5	B2	JMP14	A4	JMP23	B5	JMP34	A2	TA201	B6	TA210	A1
C255	A3	C264	A2	DP251	B2	R256	B3	R266	B5	R275	A6	R286	A6	RB202	A4	JMP6	A2	JMP15	A4	JMP25	A2	JMP35	A2	TA202	B5	SN251	B2
C256	B2	C265	B2	ZD251	A4	R257	B3	R267	B5	R276	A6	R289	A2	RB401	B1	JMP7	A5	JMP16	A3	JMP26	A5	JMP38	A3	TA203	B5	XI251	A3
C257	A3	C266	B3	R213	B3	R259	A5	R268	B5	R277	B3	R291	B2	IC252	A4	JMP8	B2	JMP17	B1	JMP27	B5	JW30	B2	TA204	B5	ZD252	B2
C258	A3	C293	A3	R288	A4	R260	A5	R269	A5	R278	A4	R292	A5	JK302	B1	JMP9	A6	JMP18	A6	JMP28	B4	Q251	B6	TA205	B5	ZD253	B2
C259	A4	CN201	B2	R251	A3	R261	B5	R270	B5	R281	B4	R290	A2	JMP1	A3	JMP10	B4	JMP19	A3	JMP29	A3	Q252	B5	TA206	B6		

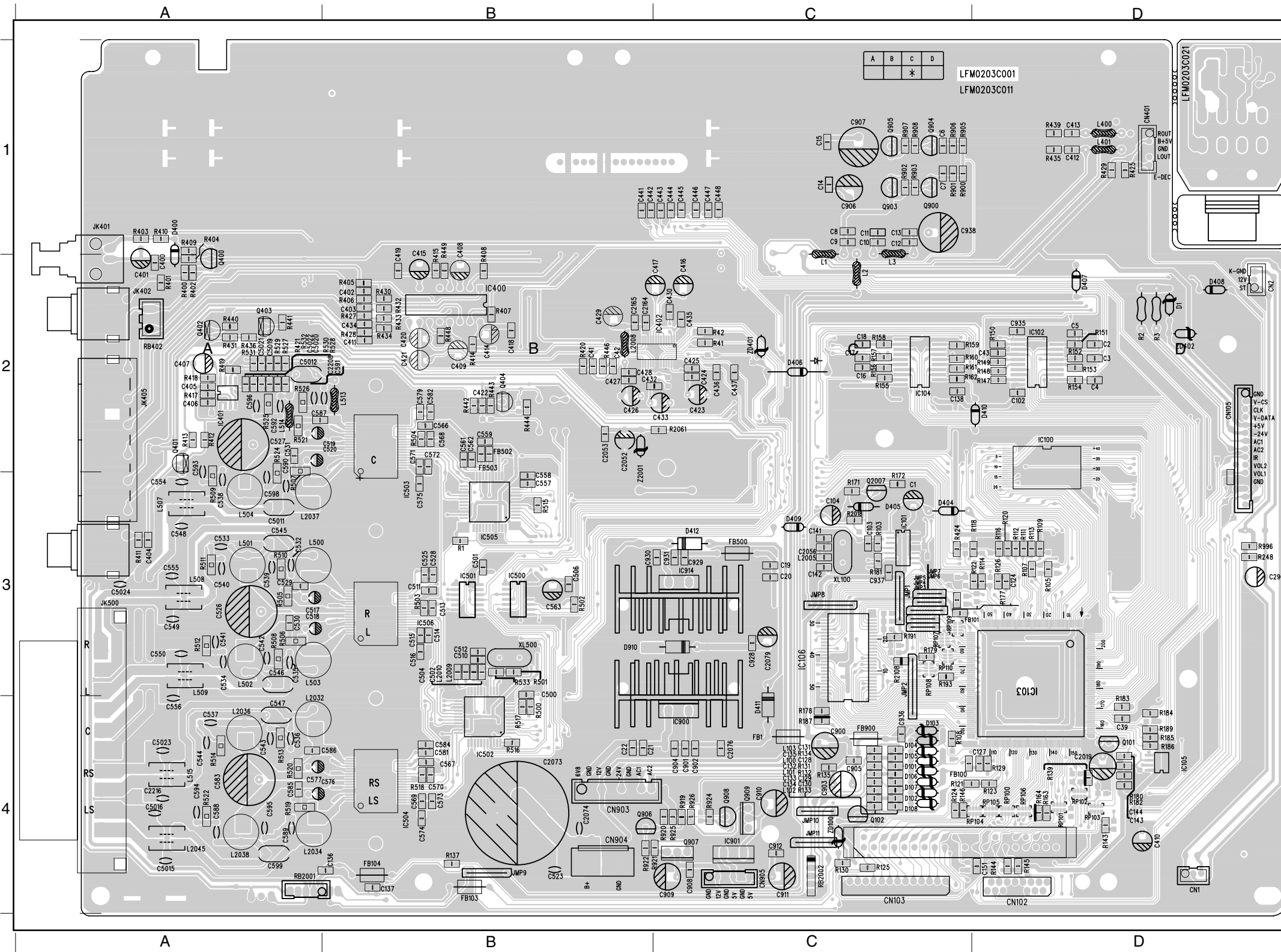


POWER CIRCUIT BOARD DIAGRAM

C901 A1	C909 A3	C925 B3	C940 B4	C952 B4	C969 B3	R905 A2	R923 C3	R943 C3	RB905 B4	D905 A4	ZD903 C4	JW905 C3	L902 B4	IC904 C3	T903 A3
C902 B1	C910 B3	C929 C4	C941 B4	C962 C2	C970 A3	R906 A2	R924 C3	R945 C3	RB906 C4	D906 B4	Q903 B3	JW906 C3	L903 B4	P901 B1	
C903 A2	C911 C3	C930 C3	C945 A4	C963 A3	C971 B3	R907 B3	R925 C3	R946 C3	RL901 B1	D907 B3	Q904 C4	JW907 C1	BR901 B1	P902 B1	
C904 B2	C913 C3	C931 C4	C947 A4	C964 B3	C972 B3	R908 B2	R928 C3	R947 C2	RT901 B1	D908 B3	Q910 C3	JW908 C4	CN902 A1	P903 B1	
C905 B2	C912 B2	C932 C4	C948 A4	C965 A3	R901 B2	R919 C3	R931 A4	R948 C3	D901 A2	D909 B3	Q912 C2	JW909 C4	BR901 B1	P904 C2	
C906 B2	C914 C2	C933 B4	C949 A4	C966 A3	R902 B2	R920 C3	R932 C4	R951 C3	D902 B2	D910 B3	Q913 C4	JW910 B3	CN902 A1	SN901 B3	
C907 A2	C919 B3	C938 B4	C950 A4	C967 A4	R903 B2	R921 B3	R941 C3	R952 C4	D903 C2	ZD901 A2	JW903 C3	JW911 C3	F901 A1	T901 B1	
C908 A2	C920 C3	C939 B4	C951 B4	C968 B3	R904 B2	R922 B3	R942 C3	RB904 B4	D904 C2	ZD902 C3	JW904 C3	L901 A4	IC903 B2	T902 C1	

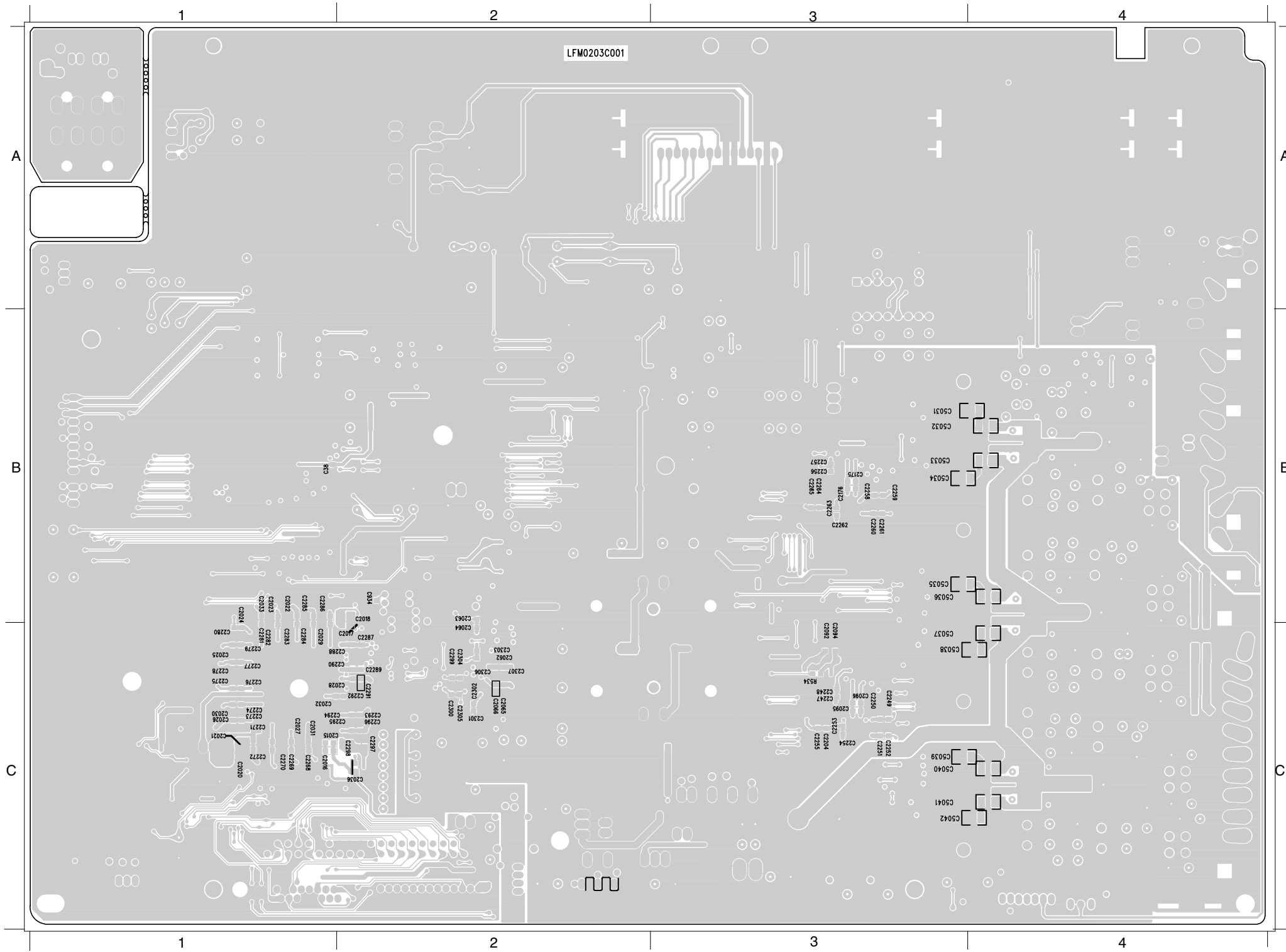


MAIN CIRCUIT BOARD DIAGRAM (TOP VIEW)



R1	B3	R410	A1	R996	D3	C414	B2	C562	B2	CN105	D2	L502	A3
R2	D2	R411	A3	R2018	C3	C415	B2	C563	B3	CN401	D1	L503	A3
R3	D2	R412	A2	R2061	C2	C416	C2	C566	B2	CN903	B4	L504	A3
R4	C2	R413	A2	R2108	C3	C417	C2	C567	B2	CN904	B4	L507	A3
R42	C2	R414	B2	RB402	A2	C418	B2	C568	B2	CN905	C4	L508	A3
R103	C3	R415	B2	RB2001	A4	C419	B2	C569	B4	D1	D2	L509	A3
R105	D3	R417	A2	RB2002	C4	C420	B2	C570	B4	D101	C4	L513	B2
R107	D3	R418	A2	RB402	A2	C421	B2	C571	B2	D102	C4	L514	A2
R108	C4	R419	A2	RP100	D4	C422	B2	C572	B2	D103	C4	L515	A4
R109	D3	R420	B2	RP101	D4	C423	C2	C573	B4	D104	C4	L2005	C3
R111	D3	R421	A2	RP102	D4	C424	C2	C574	B4	D105	C4	L2008	B2
R112	D3	R422	C3	RP103	D4	C425	C2	C575	B3	D106	C4	L2009	B3
R113	D3	R423	D1	RP104	D4	C426	B2	C576	A4	D107	C4	L2010	B3
R114	D3	R424	B2	RP105	D4	C427	B2	C577	A4	D108	C4	L2032	A4
R116	D3	R425	D1	RP106	D4	C428	B2	C579	B2	D400	A1	L2036	A4
R118	D3	R426	D1	RP107	C3	C429	B2	C581	B4	D404	C3	L2036	A4
R120	D3	R430	B2	RP108	C3	C430	C2	C582	B2	D405	C3	L2037	A3
R121	C4	R431	A2	RP109	C3	C432	B2	C583	A4	D406	C2	L2038	A4
R122	D3	R432	B2	RP110	C3	C433	C2	C584	B4	D407	D2	L2045	A4
R123	D4	R433	B2	C1	C3	C434	B2	C585	A4	D408	D2	Q102	C4
R124	C4	R434	B2	C2	D2	C435	C2	C586	A4	D409	C3	Q101	D4
R125	C4	R436	A2	C4	D2	C437	C2	C588	A2	D411	C4	Q400	A2
R126	D3	R439	D1	C5	D2	C441	B1	C589	A4	D412	C3	Q401	A2
R129	D4	R440	A2	C6	C1	C442	B1	C590	A2	D910	B3	Q402	A2
R130	C4	R441	A2	C7	C1	C443	C1	C591	A2	FB1	C4	Q403	A2
R131	C4	R442	B2	C8	C1	C444	C1	C592	A2	FB100	C4	Q404	B2
R132	C4	R443	B2	C9	C1	C445	C1	C593	A2	FB101	C3	Q900	C1
R133	C4	R444	B2	C10	C1	C446	C1	C594	A4	FB103	B4	Q903	C1
R134	C4	R446	B2	C11	C1	C447	C1	C595	A4	FB104	B4	Q904	C1
R135	C4	R449	B2	C12	C1	C448	C1	C596	A2	FB500	C3	Q905	C1
R137	B4	R500	B4	C13	C1	C500	B3	C598	A3	FB502	B2	Q906	B4
R139	D4	R501	B3	C14	C1	C501	B3	C599	A4	FB503	B2	Q907	C4
R143	D4	R502	B3	C15	C1	C502	B3	C900	C4	FB900	C4	Q908	C4
R144	D4	R503	B3	C16	C2	C504	B3	C901	C4	IC100	D2	Q909	C4
R145	D4	R504	B2	C17	C2	C506	B3	C902	C4	IC101	C3	Q2007	C3
R146	D4	R505	A3	C18	C2	C510	B3	C903	C4	IC102	D2	XL100	C3
R147	D2	R506	A3	C19	C3	C511	B3	C904	B4	IC103	D3	XL500	B3
R148	D2	R507	A3	C20	C3	C512	B3	C905	C4	IC104	C2	Z2001	B2
R149	D2	R508	A3	C21	B4	C513	B3	C906	C1	IC105	D4	ZD100	C4
R150	D2	R509	A3	C22	B4	C514	B3	C907	C1	IC106	C3	ZD401	C2
R151	D2	R510	A3	C23	D4	C515	B3	C908	C4	IC106	C3	ZD402	D2
R152	D2	R511	A3	C24	B2	C516	B3	C909	B4	IC400	B2		
R154	D2	R512	A3	C25	D2	C518	A3	C911	C4	IC402	C2		
R155	C2	R513	A4	C102	D2	C519	A2	C912	C4	IC500	B3		
R156	C2	R514	A3	C103	C3	C520	A2	C928	C3	IC501	B3		
R157	C2	R515	B3	C104	C3	C523	B4	C929	C3	IC502	B4		
R158	C2	R516	B4	C124	D3	C525	B3	C930	B3	IC503	B3		
R159	C2	R517	B4	C127	D4	C526	A3	C931	C3	IC504	B4		
R160	C2	R518	B4	C128	C4	C527	A2	C935	D2	IC505	B3		
R161	C2	R519	A4	C129	C4	C528	B3	C936	C4	IC506	B3		
R162	C2	R520	A4	C130	C4	C529	A3	C937	C3	IC900	C4		
R163	D4	R522	A4	C132	C4	C531	A2	C2019	D4	IC914	C3		
R164	D4	R524	A2	C133	C4	C532	A3	C2052	B2	JK401	A1		
R171	C3	R187	C4	C134	C4	C533	A3	C2053	B2	JK402	A2		
R172	C3	R525	A2	C135	C4	C534	A3	C2056	C3	JK405	A2		
R177	D3	R526	A2	C136	B4	C535	A3	C2073	B4	JK500	A3		
R178	C4	R527	A2	C137	B4	C537	A4	C2074	B4	JMP1	C3		
R179	C3	R528	A2	C138	C2	C536	A4	C2076	C4	JMP2	C3		
R180	D4	R529	A2	C141	C3	C538	A3	C2079	C4	JMP3	C3		
R181	C3	R530	A2	C142	C3	C539	A3	C2079	C4	JMP4	C3		
R182	D4	R531	A2	C143	D4	C540	A3	C2164	B2	JMP5	C3		
R183	D4	R533	B3	C144	D4	C541	A3	C2165	B2	JMP6	C3		
R184	D4	R552	A2	C151	D4	C542	A3	C2208	A2	JMP7	C3		
R185	D4	R900	C1	C296	D3	C543	A4	C2216	A4	JMP8	C3		
R186	D4	R901	C1	C400	A2	C544	A4	C5011	A3	JMP9	B4		
R187	C4	R902	C1	C401	A2	C545	A3	C5012	A2	JMP10	C4		
R189	D4	R905	C1	C402	B2	C546	A3	C5015	A4	JMP11	C4		
R191	C3	R906	C1	C403	B2	C547	A4	C5016	A4	L1	C2		
R193	C3	R906	C1	C404	A3	C548	A3	C5019	A2	L2	C2		
R248	D3	R907	C1	C405	A2	C549	A3	C5020	A2	L3	C2		
R400	A2	R908	C1	C406	A2	C550	A3	C5021	A2	L100	C4		
R401	A2	R919	B4	C407	A2	C554	A3	C5022	A2	L101	C4		
R402	A2	R920	B4	C408	B2	C555	A3	C5023	A4	L102	C4		
R403	A1	R921	B4	C409	B2	C556	A3	C5024	A3	L103	C4		
R404	A1	R922	B4	C410	D4	C557	B3	CN1	D4	L400	D1		
R405	B2	R924	C4	C411	B2	C558	B3	CN2	D2	L401	D1		
R406	B2	R925	C4	C412	D1	C559	B2	CN102	D4	L500	A3		
R407	B2	R926	C4	C413	D1	C561	B2	CN103	C4	L501	A3		
R408	B2												
R409	A1												

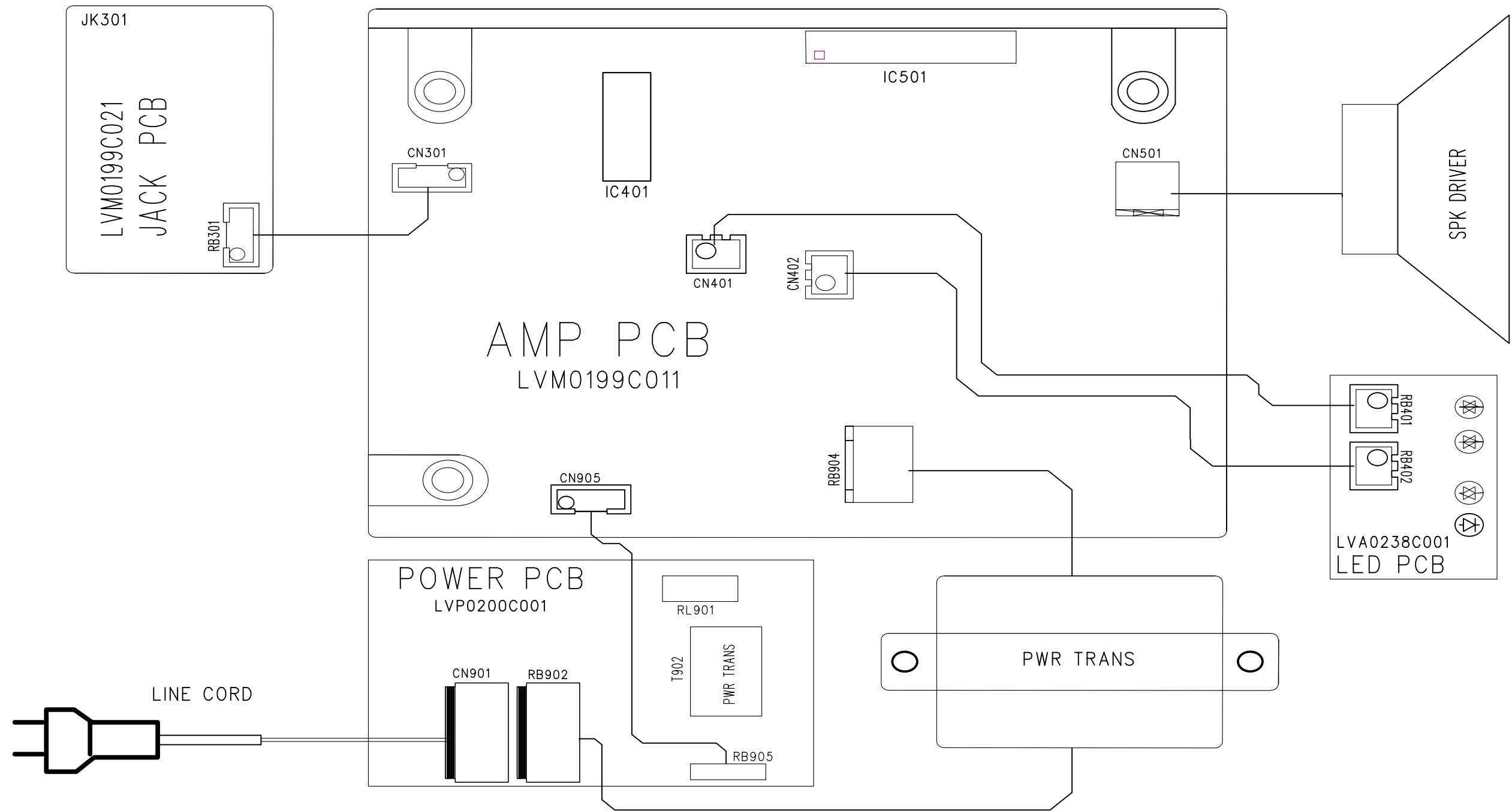
MAIN CIRCUIT BOARD DIAGRAM (BOTTOM VIEW)



C38	B1	C2271	C1
C934	B2	C2272	C1
C2015	C1	C2273	C1
C2016	C1	C2274	C1
C2017	C2	C2275	C1
C2018	B2	C2276	C1
C2020	C1	C2277	C1
C2021	C1	C2278	C1
C2022	B1	C2279	C1
C2023	B1	C2280	C1
C2024	B1	C2281	C1
C2025	C1	C2282	C1
C2026	C1	C2283	C1
C2027	C1	C2284	C1
C2028	C2	C2285	B1
C2029	C1	C2286	B1
C2030	C1	C2287	C2
C2031	C1	C2288	C2
C2032	C1	C2289	C2
C2033	B1	C2290	C2
C2062	C2	C2291	C2
C2063	B2	C2292	C2
C2064	C2	C2293	C2
C2065	C2	C2294	C2
C2066	C2	C2295	C2
C2092	C3	C2296	C2
C2094	C3	C2297	C2
C2095	C3	C2298	C2
C2096	C3	C2299	C2
C2216	C1	C2300	C2
C2247	C3	C2301	C2
C2249	C3	C2302	C2
C2250	C3	C2303	C2
C2251	C3	C2304	C2
C2252	C3	C2305	C2
C2253	C3	C2306	C2
C2254	C3	C2307	C2
C2255	C3	C5031	B3
C2256	B3	C5032	B3
C2257	B3	C5033	B3
C2258	B3	C5034	B3
C2259	B3	C5035	B3
C2260	B3	C5036	B3
C2261	B3	C5037	C3
C2262	B3	C5038	C3
C2263	B3	C5039	C3
C2264	B3	C5040	C3
C2265	B3	C5041	C3
C2268	C1	C5042	C3
C2269	C1	R534	C3
C2270	C1		

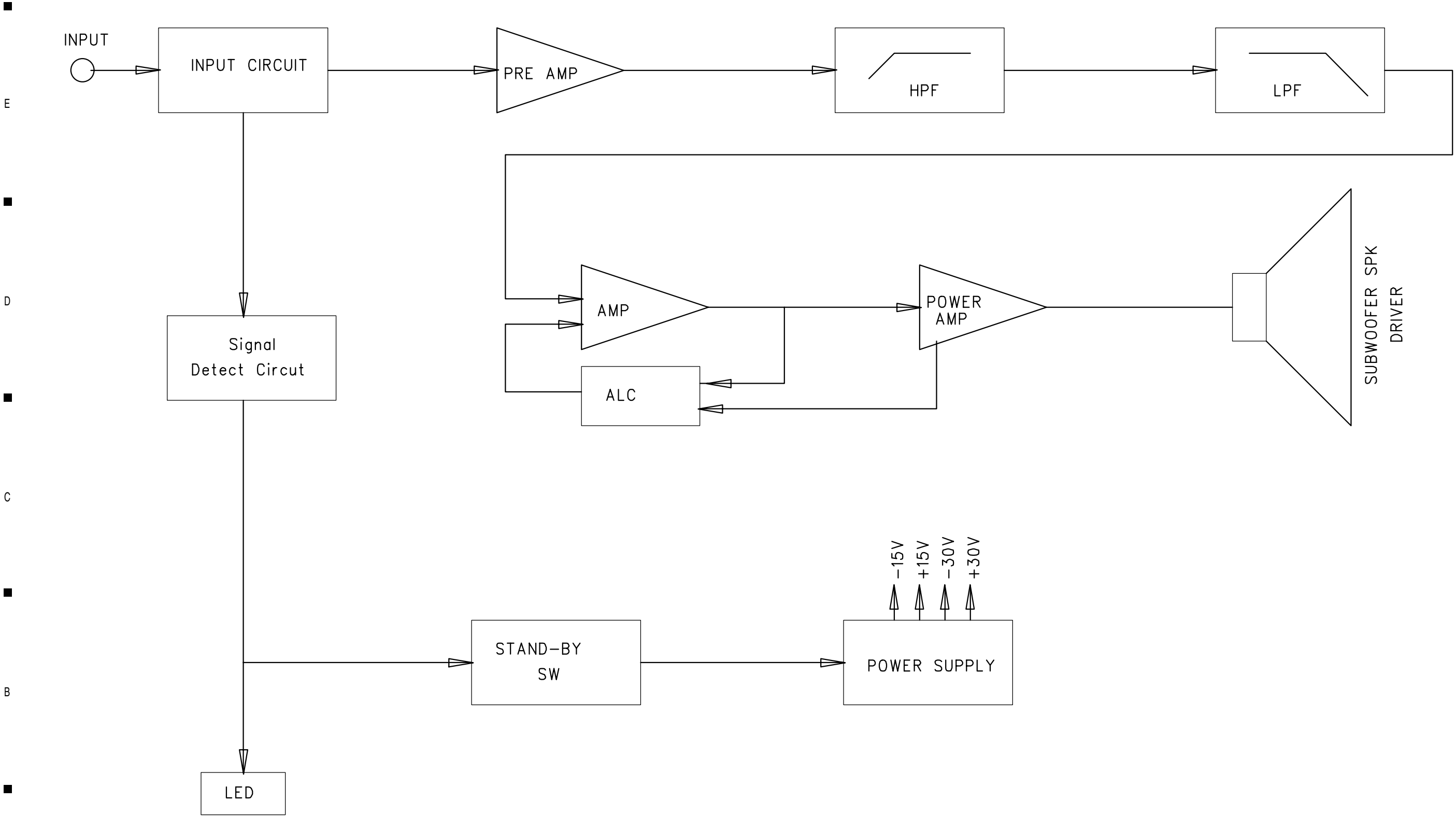
1 2 3 4 5 6 7 8

2 SUBWOOFER SECTION
2-1 WIRING DIAGRAM



E
D
C
B
A

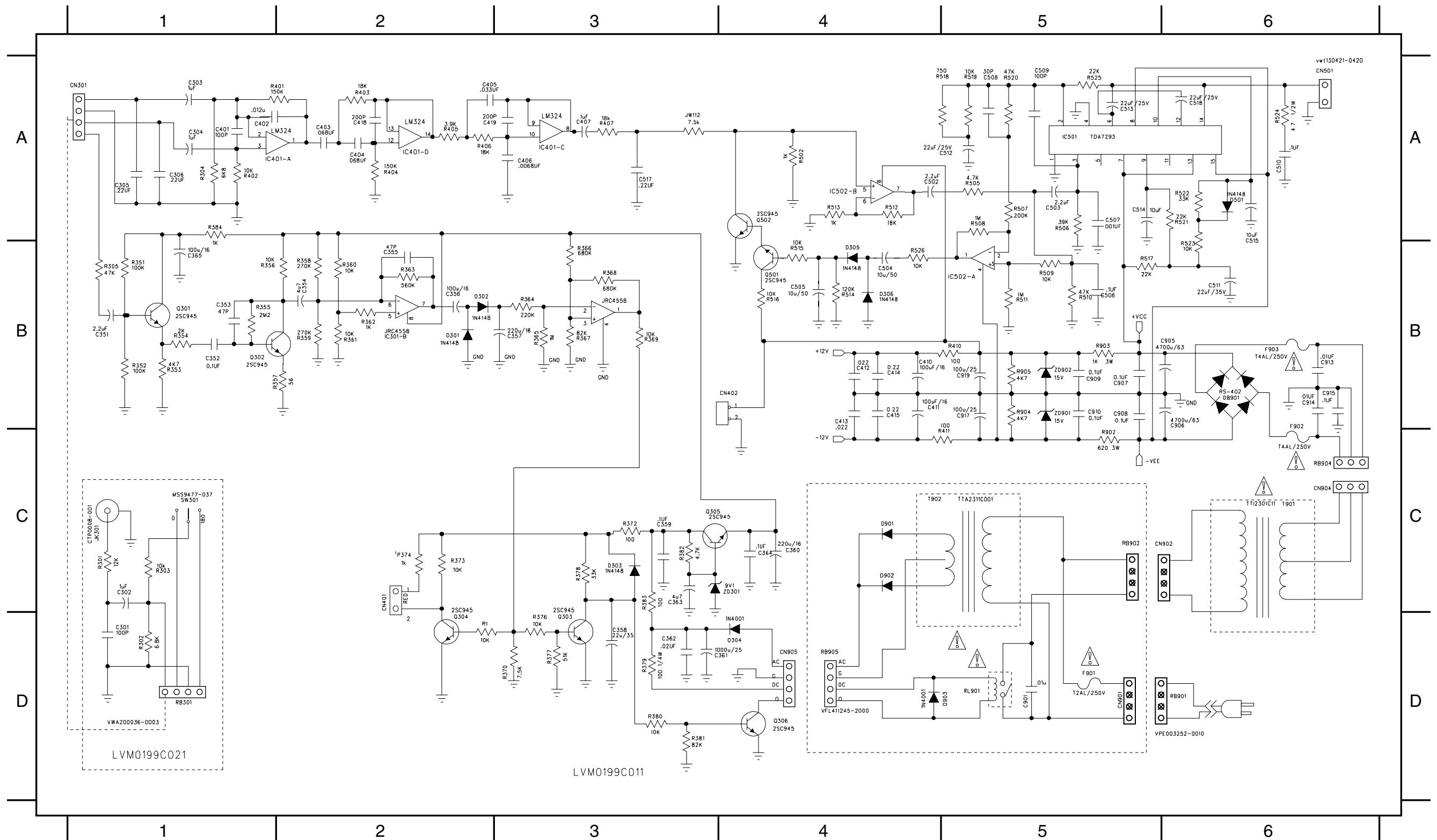
2-2 BLOCK DIAGRAM



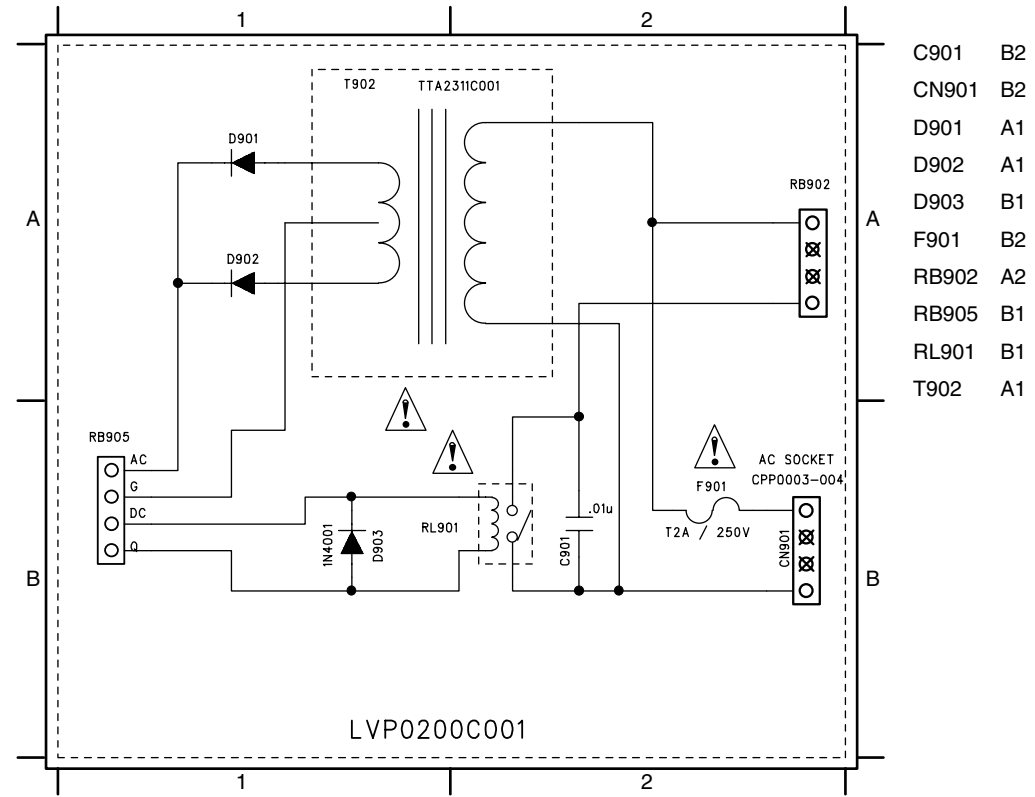
2-3 SCHEMATIC DIAGRAMS

AMP & JACK SCHEMATIC DIAGRAM

C301 D1	C358 D3	C402 A1	C414 B4	C508 A5	C518 A6	C917 B5	D303 C3	IC401-C A3	Q304 D2	R351 B1	R362 B2	R372 C3	R383 C3	R407 A3	R513 A4	R523 A6	RB904 C6
C302 C1	C357 B3	C403 A2	C415 B4	C509 A5	C905 B6	C919 B5	D305 B4	IC401-D A2	Q305 C3	R352 B1	R363 B2	R373 C2	R384 A1	R502 A4	R514 B4	R524 A6	SW301C1
C303 A1	C359 C3	C404 A2	C418 A2	C510 A6	C906 B6	CN301 A1	D306 B4	IC501 A5	Q306 D4	R353 B1	R364 B3	R374 C2	R401 A1	R505 A5	R515 B4	R525 A5	ZD301 C3
C304 A1	C360 C4	C405 A2	C419 A2	C510A A6	C907 B5	CN302 B3	D501 A6	IC502-A B5	Q501 B4	R354 B1	R365 B3	R376 D3	R402 A1	R506 A5	R516 B4	R526 B4	ZD901 B5
C352 B1	C361 D3	C406 A3	C502 A4	C511 B6	C908 B5	CN401 C2	DB901 B6	IC502-B A4	Q502 A4	R355 B1	R366 B3	R377 D3	R403 A2	R507 A5	R517 B5	R902 C5	ZD902 B5
C354 B2	C362 D3	C407 A3	C503 A5	C512 A5	C909 B5	CN402 B4	F902 C6	JK301 C1	R301 C1	R356 B1	R367 B3	R378 C3	R404 A2	R508 A5	R518 A5	R903 B5	
C351 B1	C363 C3	C410 B4	C504 B4	C513 A5	C910 B5	CN501 A6	F903 B6	JW112 A3	R302 D1	R358 B2	R368 B3	R379 D3	R405 A2	R509 B5	R519 A5	R904 B5	
C353 B1	C364 C4	C411 B4	C505 B4	C514 A5	C913 B6	CN905 D4	IC301-BB2	Q301 B1	R303 C1	R359 B2	R369 B3	R380 D3	R406 A2	R510 B5	R520 A5	R905 B5	
C355 B2	C365 B1	C412 B4	C506 B5	C515 A6	C914 B6	D301 B2	IC401-AA2	Q302 B1	R304 A1	R360 B2	R370 D3	R381 D3	R410 B5	R511 B5	R521 A6	RB301 D1	
C356 B2	C401 A1	C413 B4	C507 A5	C517 A3	C915 B6	D302 B2	IC401-B A1	Q303 D3	R305 B1	R361 B2	R371 D2	R382 C3	R411 C4	R512 A4	R522 A6	RB401 C1	

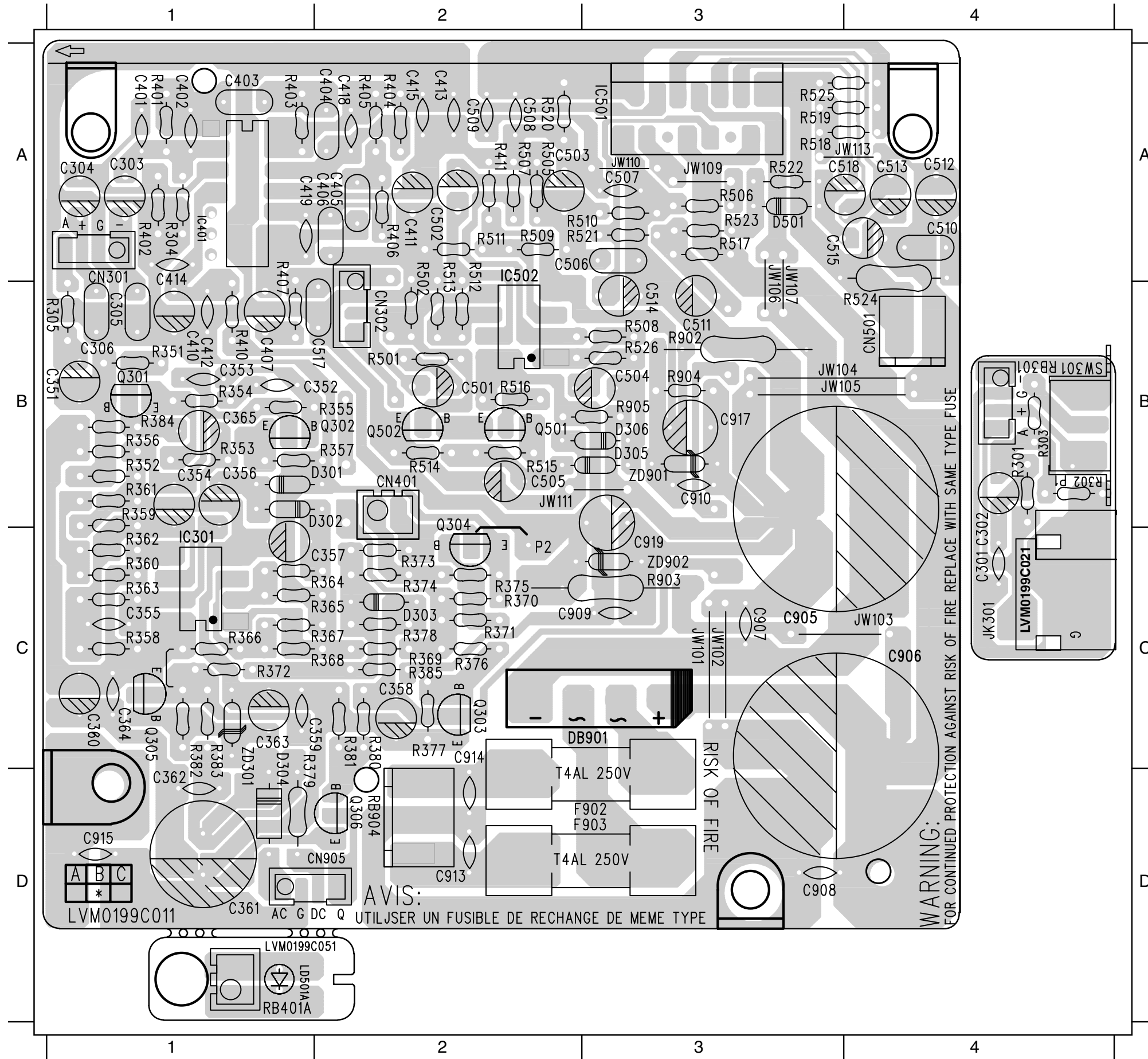


POWER SCHEMATIC DIAGRAM



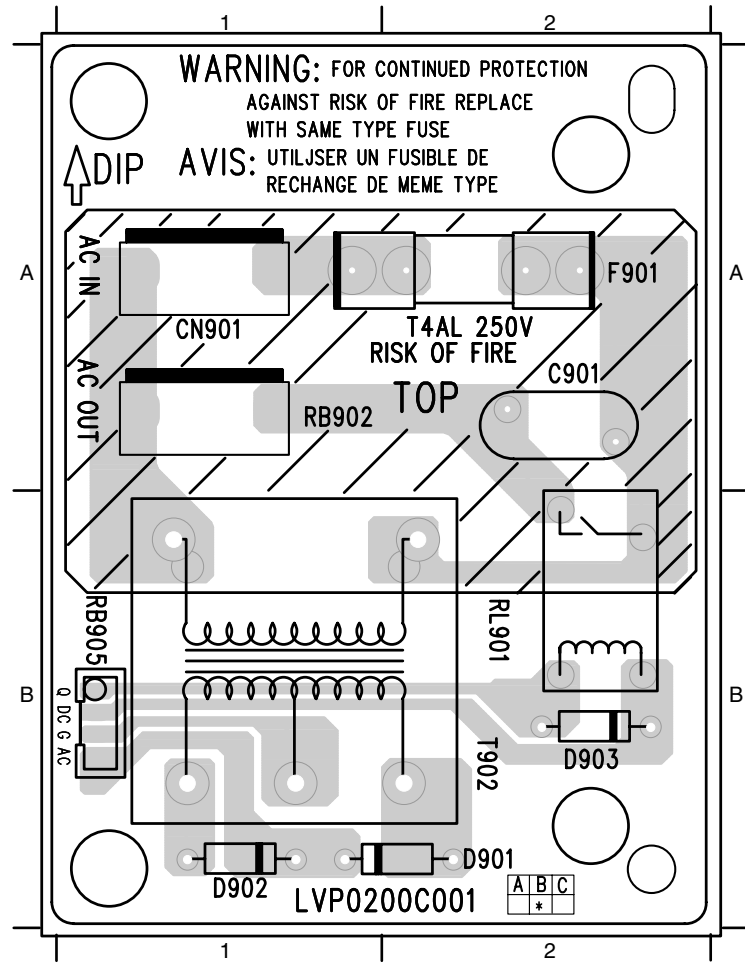
- C901 B2
- CN901 B2
- D901 A1
- D902 A1
- D903 B1
- F901 B2
- RB902 A2
- RB905 B1
- RL901 B1
- T902 A1

2-4 CIRCUIT BOARD DIAGRAMS
AMP & JACK CIRCUIT BOARD DIAGRAMS



C301	C4	C919	C3	R368	C1
C302	B4	CN301	A1	R369	C2
C303	A1	CN302	B2	R370	C2
C304	A1	CN401	B2	R371	C2
C305	B1	CN501	B4	R372	C1
C306	B1	CN905	D2	R373	C2
C351	B1	D301	B1	R374	C2
C352	B1	D302	B1	R376	C2
C353	B1	D303	C2	R377	C2
C354	B1	C304	D1	R378	C2
C355	C1	D305	B3	R379	D1
C356	B1	D306	B3	R380	C2
C357	C1	D501	A3	R381	C2
C358	C2	DB901	C3	R382	C1
C359	C1	F902	D3	R383	C1
C360	C1	F903	D3	R384	B1
C361	D1	IC301	C1	R401	A1
C362	D1	IC401	A1	R402	A1
C363	C1	IC501	A3	R403	A1
C364	C1	IC502	B2	R404	A2
C365	B1	JK301	C4	R405	A2
C401	A1	JW101	C3	R406	A2
C402	A1	JW102	C3	R407	B1
C403	A1	JW103	C4	R410	B1
C404	A2	JW104	B3	R411	A2
C405	A2	JW105	B3	R502	B2
C406	A2	JW106	B3	R505	A2
C407	B1	JW107	B3	R506	A3
C410	B1	JW109	A3	R507	A2
C411	A2	JW110	A3	R508	B3
C413	A2	JW111	B2	R509	A2
C414	A1	JW113	A4	R510	A3
C415	A2	Q301	B1	R511	A2
C418	A2	Q302	B1	R512	B2
C419	A1	Q303	C2	R513	B2
C502	A2	C304	C2	R514	B2
C503	A2	Q305	C1	R515	B2
C504	B3	Q306	D2	R516	B2
C505	B2	Q501	B2	R517	A3
C506	A3	Q502	B2	R518	A3
C507	A3	R301	B4	R519	A3
C508	A2	R302	B4	R520	A2
C509	A2	R303	B4	R521	A3
C510	A4	R305	B1	R522	A3
C511	B3	R351	B1	R523	A3
C512	A4	R352	B1	R524	B4
C513	A4	R353	B1	R525	A3
C514	B3	R354	B1	R526	B3
C515	A4	R355	B1	R902	B3
C517	B2	R356	B1	R903	C3
C518	A4	R357	B1	R904	B3
C905	C3	R358	C1	R905	B3
C906	C4	R359	B1	R906	B4
C907	C3	R360	C1	R907	B4
C908	D3	R361	B1	R908	D2
C909	C3	R362	C1	R909	B4
C910	B3	R363	C1	R910	C1
C913	D2	R364	C1	R911	B3
C914	C2	R365	C1	R912	C3
C915	D1	R366	C1	R913	C3
C917	B3	R367	C1	R914	C3

POWER CIRCUIT BOARD DIAGRAM



- C901 A2
- CN901 A1
- D901 B2
- D902 B1
- D903 B2
- F901 A2
- RB902 B1
- RB905 B1
- RL901 B2
- T902 B2

HITACHI

Hitachi, Ltd. Tokyo, Japan
International Sales Division
THE HITACHI ATAGO BUILDING,
No. 15-12 Nishi Shinbashi, 2 - Chome,
Minato - Ku, Tokyo 105-8430, Japan.
Tel: 03 35022111

HITACHI EUROPE LTD,

Whitebrook Park
Lower Cookham Road
Maidenhead
Berkshire
SL6 8YA

UNITED KINGDOM

Tel: 01628 643000
Fax: 01628 643400
Email: consumer-service@hitachi-eu.com

HITACHI EUROPE S.A.

364 Kifissias Ave. & 1, Delfon Str.
152 33 Chalandri
Athens

GREECE

Tel: 1-6837200
Fax: 1-6835964
Email: service.hellas@hitachi-eu.com

HITACHI EUROPE GmbH

Munich Office
Dornacher Strasse 3
D-85622 Feldkirchen bei München

GERMANY

Tel: +49-89-991 80-0
Fax: +49-89-991 80-224
Hotline: +49-180-551 25 51 (12ct/min)
Email: HSE-DUS.service@hitachi-eu.com

HITACHI EUROPE S.A.

Gran Via Carlos III, 101-1
08028 Barcelona

SPAIN

Tel: 93 409 2550
Fax: 93 491 3513
Email: atencion.cliente@hitachi-eu.com

HITACHI EUROPE srl

Via Tommaso Gulli N.39, 20147
Milano, Italia

ITALY

Tel: +39 02 487861
Tel: +39 02 38073415 Servizio Clienti
Fax: +39 02 48786381/2
Email: customerservice.italy@hitachi-eu.com

HITACHI Europe AB

Box 77 S-164 94 Kista

SWEDEN

Tel: +46 (0) 8 562 711 00
Fax: +46 (0) 8 562 711 13
Email: csgswe@hitachi-eu.com

HITACHI EUROPE S.A.S

Lyon Office
B.P. 45, 69671 BRON CEDEX

FRANCE

Tel: 04 72 14 29 70
Fax: 04 72 14 29 99
Email: france.consommateur@hitachi-eu.com

HITACHI EUROPE LTD (Norway) AB

STRANDVEIEN 18

1366 Lysaker

NORWAY

Tel: 67 5190 30
Fax: 67 5190 32
Email: csgnor@hitachi-eu.com

HITACH EUROPE AB

Egebækgård
Egebækvej 98
DK-2850 Nærum

DENMARK

Tel: +45 43 43 6050
Fax: +45 43 60 51
Email: csgnor@hitachi-eu.com

HITACHI EUROPE AB

Neopoli / Niemenkatu 73
FIN-15140 Lahti

FINLAND

Tel : +358 3 8858 271
Fax: +358 3 8858 272
Email: csgnor@hitachi-eu.com

Hitachi Europe Ltd

Bergensesteenweg 421
1600 Sint-Pieters-Leeuw

BELGIUM

Tel: +32 2 363 99 01
Fax: +32 2 363 99 00
Email: sofie.van.bom@hitachi-eu.com

HITACHI EUROPE LTD

Na Sychrove 975/8
101 27 Praha 10 - Bohdalec

CZECH REPUBLIC

Tel: +420 267 212 383
Fax: +420 267 212 385
Email: csgnor@hitachi-eu.com