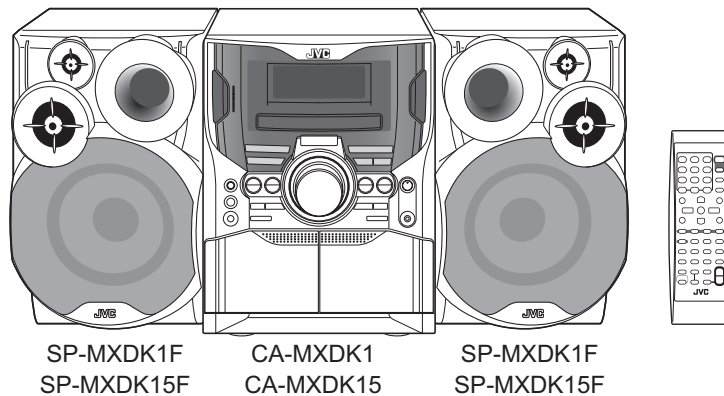
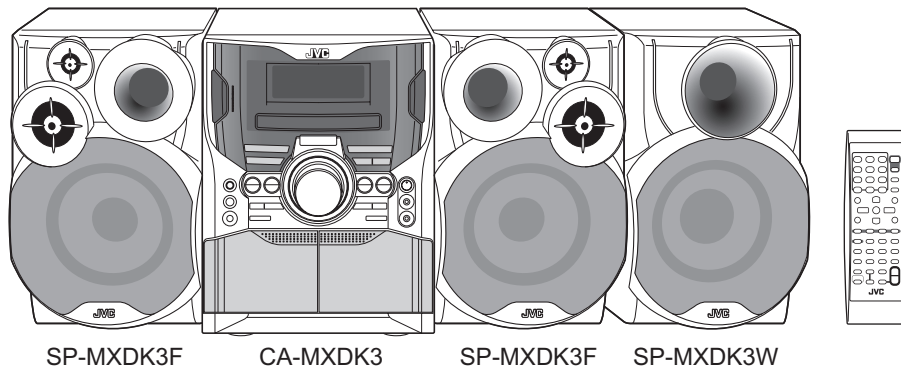


JVC

SERVICE MANUAL

COMPACT COMPONENT SYSTEM

**MX-DK1US, MX-DK1UW, MX-DK1UG, MX-DK1UN,
MX-DK3US, MX-DK3UW, MX-DK3UG, MX-DK3UN, MX-DK15UN**



ACTIVE BASS EXTENSION

Lead free solder used in the board (material : Sn-Ag-Cu, melting point : 219 Centigrade)

TABLE OF CONTENTS

1	PRECAUTION	1-4
2	SPECIFIC SERVICE INSTRUCTIONS	1-7
3	DISASSEMBLY	1-8
4	ADJUSTMENT	1-19
5	TROUBLESHOOTING	1-21

SPECIFICATION

Amplifier section	Output Power	CA-MXDK1/CA-MXDK15		90 W per channel, min. RMS, driven into 6 Ω at 1 kHz with no more than 10% total harmonic distortion.
		CA-MXDK3	MAIN SPEAKERS	100 W per channel, min. RMS, driven into 6 Ω at 1 kHz with no more than 10% total harmonic distortion.
			SUBWOOFERS	100 W per channel, min. RMS, driven into 6 Ω at 63 Hz with no more than 10% total harmonic distortion.
	Digital output	OPTICAL DIGITAL OUTPUT		-21 dBm to -15 dBm (660 nm \pm 30 nm)
		Audio input sensitivity/ Impedance*1	AUX	400 mV/47 k Ω
			MIC 1/2	3.0 mV/50 k Ω
	VIDEO OUT	Color system		NTSC/PAL selectable
		VIDEO (composite)		1 V(p-p)/75 Ω
		S-VIDEO	Y (luminance)	1 V(p-p)/75 Ω
			C (chrominance, burst)	0.286 V(p-p)/75 Ω
		COMPONENT (Interlace/Progressive: CA-MXDK5 only)	(Y)	1 V(p-p)/75 Ω
			(PB/PR)	0.7 V(p-p)/75 Ω
Speaker Terminals		6 Ω - 16 Ω (Main speakers) 6 Ω - 16 Ω (Subwoofers)		
Tuner section	FM tuning range		87.50 MHz - 108.00 MHz	
	AM (MW) tuning range		531 kHz - 1 710 kHz (at 9 kHz) 530 kHz - 1 710 kHz (at 10 kHz) 531 kHz - 1 602 kHz (at 9 kHz) (For Saudi Arabia only) 530 kHz - 1 600 kHz (at 10 kHz)	
Disc player section	Playable disc		DVD Video/DVD Audio*2/CD/VCD/SVCD CD-R/-RW/-ROM (CD/VCD/SVCD/MP3/WMA/MPEG-1/MPEG-2/ASF*2/JPEG/DivX*2 format) DVD-R/-RW (DVD Video/DVD Video Recording (VR)/MP3/WMA/MPEG-1/MPEG-2/ASF*2/JPEG/DivX*2 format) +R/+RW (DVD Video format)	
	Dynamic range		90 dB	
	Horizontal resolution		500 lines	
	Wow and flutter		Immeasurable	
Cassette deck section	Frequency response Normal (type I)		50 Hz - 14 000 Hz	
	Wow and flutter		0.15% (WRMS)	
General	Power requirement		AC 110 V / AC 127 V / AC 220 V / AC 230 V - AC 240 V , (adjustable with the voltage selector), 50 Hz / 60 Hz	
	Power consumption	at operation	160 W (CA-MXDK3) 95 W (CA-MXDK1/ CA-MXDK15)	
		on standby	20 W (CA-MXDK3) 17 W (CA-MXDK1/ CA-MXDK15)	
	Dimensions (approx.)		265 mm \times 337 mm \times 370 mm (W/H/D)	
	Mass (approx.)	CA-MXDK5/CA-MXDK3	8.4 kg	
CA-MXDK1/CA-MXDK15		7.9 kg		

Speaker section (except for MX-DK5)	Main speakers (SP-MXDK3F/ SP-MXDK1F/ SP-MXDK15F)	Type		3-Way 3-Speaker Bass Reflex Type (Magnetically-Shielded Type)	
		Speakers	Woofers	16 cm cone × 1	
			Midrange	5 cm cone × 1	
			Tweeter	2 cm dome × 1	
		Power handling capacity		100 W (SP-MXDK3F) 80 W (SP-MXDK1F/SP-MXDK15F)	
		Impedance		6 Ω	
		Frequency range		45 Hz - 20 000 Hz	
		Sound pressure level		85 dB/W·m	
		Dimensions (approx.)		215 mm × 337 mm × 259 mm (W/H/D)	
	Mass (approx.)		3.7 kg each		
	Subwoofer (SP-MXDK3W) (only for MX-DK3)	Type		1-Way Bass Reflex Type (Magnetically-Shielded Type)	
		Speaker		16 cm cone × 1	
		Power handling capacity		100 W	
		Impedance		6 Ω	
		Dimensions (approx.)		215 mm × 337 mm × 259 mm (W/H/D)	
Mass (approx.)		3.5 kg			

*1: Measured at 1 kHz, with tape recording signal 400 mV)

*2: CA-MXDK5 only

Design and specifications are subject to change without notice.

SECTION 1 PRECAUTION

1.1 Safety Precautions

- (1) This design of this product contains special hardware and many circuits and components specially for safety purposes. For continued protection, no changes should be made to the original design unless authorized in writing by the manufacturer. Replacement parts must be identical to those used in the original circuits. Services should be performed by qualified personnel only.
- (2) Alterations of the design or circuitry of the product should not be made. Any design alterations of the product should not be made. Any design alterations or additions will void the manufacturer's warranty and will further relieve the manufacturer of responsibility for personal injury or property damage resulting therefrom.
- (3) Many electrical and mechanical parts in the products have special safety-related characteristics. These characteristics are often not evident from visual inspection nor can the protection afforded by them necessarily be obtained by using replacement components rated for higher voltage, wattage, etc. Replacement parts which have these special safety characteristics are identified in the Parts List of Service Manual. Electrical components having such features are identified by shading on the schematics and by (Δ) on the Parts List in the Service Manual. The use of a substitute replacement which does not have the same safety characteristics as the recommended replacement parts shown in the Parts List of Service Manual may create shock, fire, or other hazards.
- (4) The leads in the products are routed and dressed with ties, clamps, tubings, barriers and the like to be separated from live parts, high temperature parts, moving parts and/or sharp edges for the prevention of electric shock and fire hazard. When service is required, the original lead routing and dress should be observed, and it should be confirmed that they have been returned to normal, after reassembling.

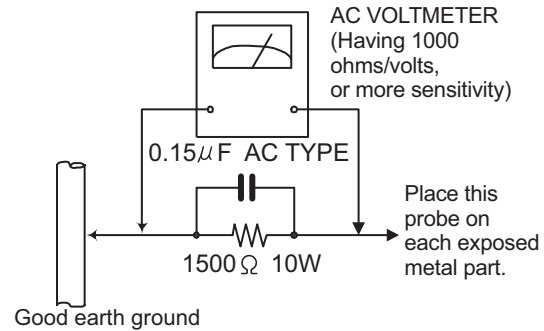
(5) Leakage shock hazard testing

After reassembling the product, always perform an isolation check on the exposed metal parts of the product (antenna terminals, knobs, metal cabinet, screw heads, headphone jack, control shafts, etc.) to be sure the product is safe to operate without danger of electrical shock. Do not use a line isolation transformer during this check.

- Plug the AC line cord directly into the AC outlet. Using a "Leakage Current Tester", measure the leakage current from each exposed metal part of the cabinet, particularly any exposed metal part having a return path to the chassis, to a known good earth ground. Any leakage current must not exceed 0.5mA AC (r.m.s.).
- Alternate check method
Plug the AC line cord directly into the AC outlet. Use an AC voltmeter having, 1,000 Ω per volt or more sensitivity in the following manner. Connect a 1,500 Ω 10W resistor paralleled by a 0.15 μ F AC-type capacitor between an exposed metal part and a known good earth ground. Measure the AC voltage across the resistor with the AC

voltmeter.

Move the resistor connection to each exposed metal part, particularly any exposed metal part having a return path to the chassis, and measure the AC voltage across the resistor. Now, reverse the plug in the AC outlet and repeat each measurement. Voltage measured any must not exceed 0.75 V AC (r.m.s.). This corresponds to 0.5 mA AC (r.m.s.).



1.2 Warning

- (1) This equipment has been designed and manufactured to meet international safety standards.
- (2) It is the legal responsibility of the repairer to ensure that these safety standards are maintained.
- (3) Repairs must be made in accordance with the relevant safety standards.
- (4) It is essential that safety critical components are replaced by approved parts.
- (5) If mains voltage selector is provided, check setting for local voltage.

1.3 Caution

Burrs formed during molding may be left over on some parts of the chassis.

Therefore, pay attention to such burrs in the case of pre-forming repair of this system.

1.4 Critical parts for safety

In regard with component parts appearing on the silk-screen printed side (parts side) of the PWB diagrams, the parts that are printed over with black such as the resistor (■), diode (■) and ICP (●) or identified by the " Δ " mark nearby are critical for safety. When replacing them, be sure to use the parts of the same type and rating as specified by the manufacturer. (This regulation does not Except the J and C version)

1.5 Preventing static electricity

Electrostatic discharge (ESD), which occurs when static electricity stored in the body, fabric, etc. is discharged, can destroy the laser diode in the traverse unit (optical pickup). Take care to prevent this when performing repairs.

1.5.1 Grounding to prevent damage by static electricity

Static electricity in the work area can destroy the optical pickup (laser diode) in devices such as laser products.


Be careful to use proper grounding in the area where repairs are being performed.

(1) Ground the workbench

Ground the workbench by laying conductive material (such as a conductive sheet) or an iron plate over it before placing the traverse unit (optical pickup) on it.

(2) Ground yourself

Use an anti-static wrist strap to release any static electricity built up in your body.



(3) Handling the optical pickup

- In order to maintain quality during transport and before installation, both sides of the laser diode on the replacement optical pickup are shorted. After replacement, return the shorted parts to their original condition. (Refer to the text.)
- Do not use a tester to check the condition of the laser diode in the optical pickup. The tester's internal power source can easily destroy the laser diode.

1.6 Handling the traverse unit (optical pickup)

(1) Do not subject the traverse unit (optical pickup) to strong shocks, as it is a sensitive, complex unit.

(2) Cut off the shorted part of the flexible cable using nippers, etc. after replacing the optical pickup. For specific details, refer to the replacement procedure in the text. Remove the anti-static pin when replacing the traverse unit. Be careful not to take too long a time when attaching it to the connector.

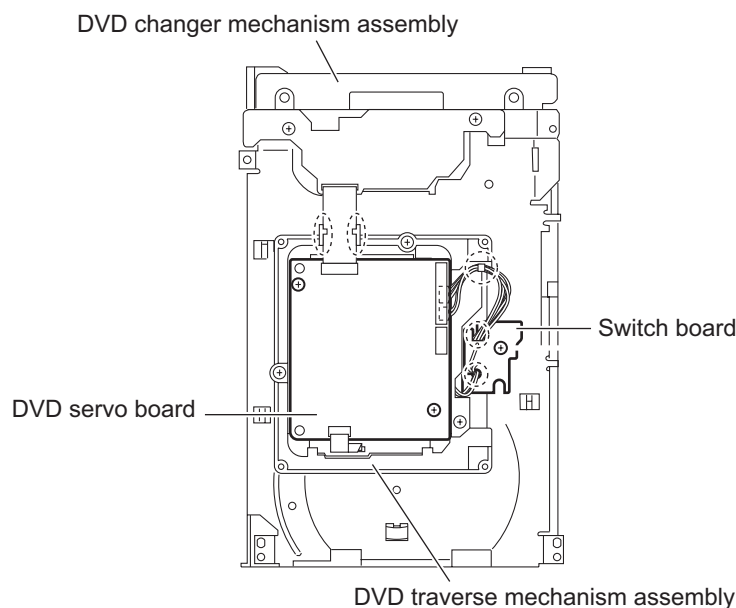
(3) Handle the flexible cable carefully as it may break when subjected to strong force.

(4) It is not possible to adjust the semi-fixed resistor that adjusts the laser power. Do not turn it.

1.7 Attention when traverse unit is decomposed

***Please refer to "Disassembly method" in the text for the pickup unit.**

- Apply solder to the short land sections before the card wire is disconnected from the connector on the servo board. (If the card wire is disconnected without applying solder, the pickup may be destroyed by static electricity.)
- In the assembly, be sure to remove solder from the short land sections after connecting the card wire.



1.8 Important for laser products

1.CLASS 1 LASER PRODUCT

2.CAUTION :

(For U.S.A.) Visible and/or invisible class II laser radiation when open. Do not stare into beam.

(Others) Visible and/or invisible class 1M laser radiation when open. Do not view directly with optical instruments.

3.CAUTION : Visible and/or invisible laser radiation when open and inter lock failed or defeated. Avoid direct exposure to beam.

4.CAUTION : This laser product uses visible and/or invisible laser radiation and is equipped with safety switches which prevent emission of radiation when the drawer is open and the safety interlocks have failed or are defeated. It is dangerous to defeat the safety switches.

(For U.S.A.)

CAUTION : Visible and/or invisible class II laser radiation when open. Do not stare into beam.

(Others)

CAUTION : Visible and/or invisible class 1M laser radiation when open. Do not view directly with optical instruments

ACHTUNG: Sichtbare und/oder unsichtbare Laserstrahlung der Klasse 1M bei offenen Abdeckungen. Nicht direkt mit optischen Instrumenten betrachten.

ATTENTION: Rayonnement laser visible et/ou invisible de classe 1M une fois ouvert. Ne pas regarder directement avec des instruments optiques.

VOORZICHTIG: Zichtbare en/of onzichtbare klasse 1M laserstralen indien geopend. Bekijk niet direct met optische instrumenten.

ATTENZIONE: Radiazione laser in classe 1M visibile e/o invisibile quando aperto. Non osservare direttamente con strumenti ottici.

WARNING: Synlig och/eller osynlig laserstrålning, klass 1M, när denna del är öppnad. Betrakta ej strålen med optiska instrument.

VARO! Avattaessa olet alttiina nakyyvalle ja/tai näkymättömälle luokan 1M lasersateilylle. Älä tarkastele sitä optisen laitteen läpi.

ADVASEL: Synlig og/eller usynlig klasse 1M-laserstråling ved åbning. Se ikke direkte med optiske instrumenter.

AVISO: Radiación láser de clase 1M visible y/o invisible cuando está abierto. No mirar directamente con instrumental óptico.

PRECAUÇÃO: Radiação laser de classe 1M visível e/ou invisível quando aberto. Não olhe diretamente com instrumentos ópticos.

5.CAUTION : If safety switches malfunction, the laser is able to function.

6.CAUTION : Use of controls, adjustments or performance of procedures other than those specified here in may result in hazardous radiation exposure.



CAUTION Please use enough caution not to see the beam directly or touch it in case of an adjustment or operation check.

PRECAUÇÃO: Radiação laser de classe 1M visível e/ou invisível quando aberto. Não olhe diretamente com instrumentos ópticos.

ПРЕДУПРЕЖДЕНИЕ: В открытом состоянии происходит видимое и/или невидимое излучение лазера класса 1M. Не смотрите непосредственно в оптические инструменты.

UWAGA: Otwarcie spowoduje narażenie na widzialne i/lub niewidzialne promieniowanie lasera klasy 1M. Nie patrzeć bezpośrednio w przyrządy optyczne.

UPOZORNĚNÍ: Při otevření vydává viditelné popř. neviditelné laserové ozáření třídy 1M. Nedívejte se do otvoru přímo s optickými nástroji.

FIGYELMEZTETÉS: Látható és/vagy láthatatlan 1M osztályú sugárzás nyitott állapotban. Ne nézze közvetlenül optikai műszerekkel.

注意: 打開蓋板可能會產生可見或不可見的 1M 級鐳射。不要使用光學儀器直接進行窺視。

注意: 打开蓋板可能会产生可见或不可见的 1M 级辐射。不要使用光学仪器直接进行窥视。

تنبيه: يوجد إشعاع ليزري مرئي و/أو غير مرئي من الفئة 1M عندما يكون الجهاز مفتوحاً. تجنب النظر مباشرة داخل الجهاز باستخدام أدوات بصرية.

احتياط: هنگامی که باز گردد، تشعشع مرئی و یا نامرئی کلاس 1M لیزر وجود دارد. با لوازم چشمی مستقیماً به آن نگاه نکنید.

주의: 개방하면 가지 및/또는 비가지 클래스 1M 레이저 방사선이 나옵니다. 광학 기구로 직접 들여다보지 마십시오.

REPRODUCTION AND POSITION OF LABELS and PRINT WARNING LABEL and PRINT



CAUTION VISIBLE AND/OR INVISIBLE CLASS 1M LASER RADIATION WHEN OPEN. DO NOT VIEW DIRECTLY WITH OPTICAL INSTRUMENTS. IEC60825-1:2001 (ENG)	ATTENTION RAYONNEMENT LASER VISIBLE ET/OU INVISIBLE DE CLASSE 1M UNE FOIS OUVERT. NE PAS REGARDER DIRECTEMENT AVEC DES INSTRUMENTS OPTIQUES. (FRA)	AVISO RADIACIÓN LÁSER DE CLASE 1M VISIBLE Y/O INVISIBLE CUANDO ESTA ABIERTO. NO MIRAR DIRECTAMENTE CON INSTRUMENTAL ÓPTICO. (ESP)	WARNING SYNLIG OCH/ELLER OSYNLIG LASERSTRÅLNING, KLASS 1M, NÄR DENNA DEL ÄR ÖPPNAD. BETRAKTA EJ STRÅLEN MED OPTISKA INSTRUMENT. (SWE)	注意 ここを覗くと可視 及び/または不可視 のクラス1M レーザー放射が 出ます。 光学装置で直接 見ないでください。 (JPN)	CAUTION VISIBLE AND/OR INVISIBLE CLASS II LASER RADIATION WHEN OPEN. DO NOT STARE INTO BEAM. FDA 21 CFR (ENG) LV44603-003A
--	--	---	---	--	---

CAUTION VISIBLE AND/OR INVISIBLE CLASS 1M LASER RADIATION WHEN OPEN. DO NOT VIEW DIRECTLY WITH OPTICAL INSTRUMENTS. IEC60825-1:2001 (ENG)

ATTENTION RAYONNEMENT LASER VISIBLE ET/OU INVISIBLE DE CLASSE 1M UNE FOIS OUVERT. NE PAS REGARDER DIRECTEMENT AVEC DES INSTRUMENTS OPTIQUES. (FRA)

AVISO RADIACIÓN LÁSER DE CLASE 1M VISIBLE Y/O INVISIBLE CUANDO ESTA ABIERTO. NO MIRAR DIRECTAMENTE CON INSTRUMENTAL ÓPTICO. (ESP)

WARNING SYNLIG OCH/ELLER OSYNLIG LASERSTRÅLNING, KLASS 1M, NÄR DENNA DEL ÄR ÖPPNAD. BETRAKTA EJ STRÅLEN MED OPTISKA INSTRUMENT. (SWE)
注意 ここを覗くと可視及び/または不可視のクラス1Mレーザー放射が出ます。光学装置で直接見ないでください。(JPN)

CAUTION VISIBLE AND/OR INVISIBLE CLASS II LASER RADIATION WHEN OPEN. DO NOT STARE INTO BEAM. FDA 21 CFR (ENG)
LV44603-004A

SECTION 2
SPECIFIC SERVICE INSTRUCTIONS

This service manual does not describe SPECIFIC SERVICE INSTRUCTIONS.

SECTION 3 DISASSEMBLY

3.1 Main body

3.1.1 Removing the metal cover

(See Fig.1, 2)

- (1) Remove the six screws **A** attaching the metal cover. (See Fig.1)
- (2) Remove the two screws **B** attaching the metal cover. (See Fig.2)

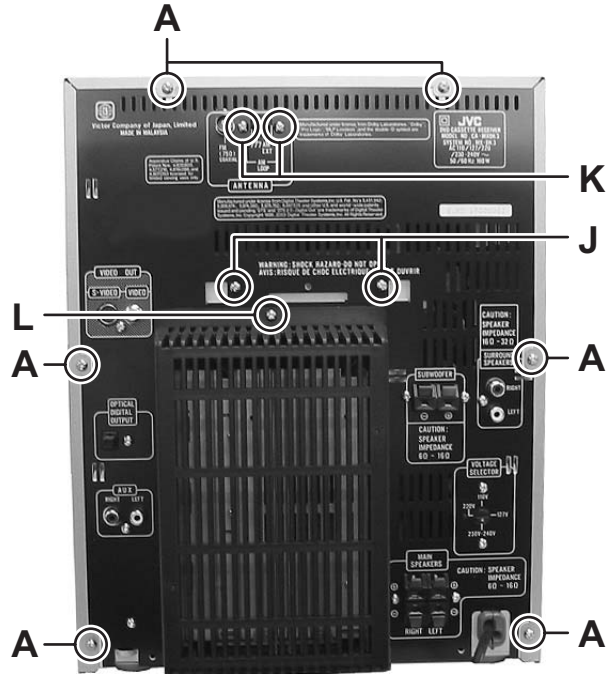


Fig.1



Fig.2

3.1.2 Removing the DVD mechanism assembly (See Fig.3)

- (1) Disconnect the card wires from connector [CN300](#), [CN301](#) and [CN303](#) of the main board.
- (2) Remove the three screws **C** attaching the DVD mechanism assembly.




Fig.3

3.1.3 Removing the front panel assembly (See Fig.4 to 7)

- (1) Disconnect the connector wires from connector [CN103](#) of the transformer board. (See Fig.4)
- (2) Disconnect the card wires from connector [CN303](#), [CN306](#) and [CN307](#) of the main board. (See Fig.5)
- (3) Disconnect the connector wire from connector [CN140](#) of the amplifier board. (See Fig.6)
- (4) Remove the two screws **D** attaching the front panel assembly from bottom side of main body. (See Fig.7)
- (5) Remove the one screw **E** attaching the front panel assembly from left side of main body. (See Fig.4)
- (6) Remove the one screw **F** attaching the front panel assembly from right side of main body. (See Fig.5)
- (7) Remove the one screw **G** attaching the earth wire from switch board to main board. (See Fig.5)
- (8) Disengage the hook **a** and hook **b** of the both side of the front panel and then take out the front panel assembly. (See Fig.4, 5)




Fig.5

3.1.4 Removing the center chassis (See Fig.1, 5)

- (1) Disconnect the connector wire from connector [CN330](#) of the main board. (See Fig. 5)
- (2) Remove the one screw **H** attaching the center chassis. (See Fig. 5)
- (3) Remove the two screws **J** attaching the center chassis. (See Fig. 1)

3.1.5 Removing the tuner pack (See Fig.1, 5)

- (1) Disconnect the card wire from connector [CN335](#) of the main board. (See Fig. 5)
- (2) Remove the two screws **K** attaching the tuner pack. (See Fig.1)




Fig.6




Fig.4




Fig.7

3.1.6 Removing the rear panel (See Fig.1, 4, 5, 8 and 9)

- (1) Disconnect the parallel wire from connector [CN210](#) of the sub woofer jack board. (See Fig.8)
- (2) Remove the one screw **L** attaching the rear cover. (See Fig. 1)
- (3) Remove the twelve screws **M** attaching the rear panel. (See Fig. 9)
- (4) Disengage the hook **c** and hook **d** of the rear panel and then take out the rear panel. (See Fig.4, 5)




Fig.8




Fig.9

3.1.7 Removing the main board (See Fig. 5)

- (1) Disconnect the card wire from connector [CN312](#), [CN313](#) and [CN314](#) of the main board.
- (2) Disengage the connector [CN309](#) and [CN311](#) connect to primary board and main board and then take out the main board to upward.

3.1.8 Removing the primary board (See Fig. 10)

- (1) Disconnect the connector wire from connector [CN119](#) of the transformer board.
- (2) Remove the one screw **N** attaching the primary board.

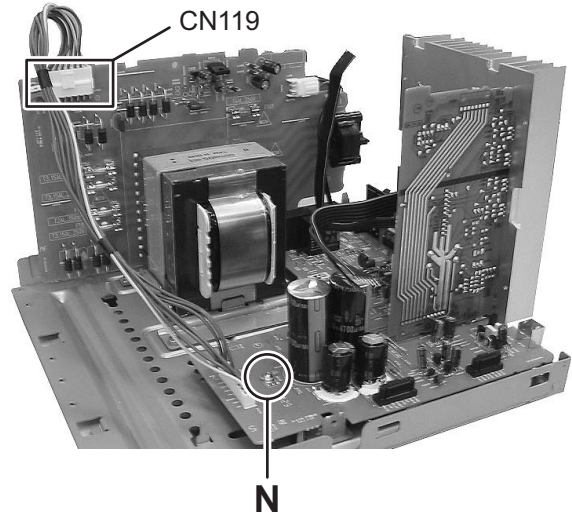


Fig.10

3.1.9 Removing the heat sink (See Fig. 11)

- (1) Remove the five screws **P** attaching the heat sink.

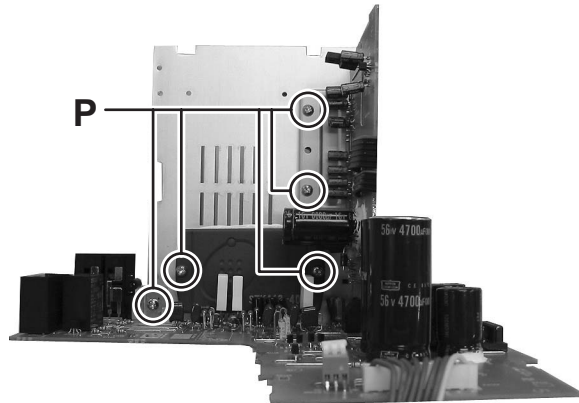


Fig.11

3.1.10 Removing the regulator board (See Fig. 12)

- (1) Disconnect the connector [CN160](#) connect to primary board and regulator board.




Fig.12

3.1.11 Removing the cassette mechanism assembly (See Fig.13)

- (1) Remove the six screws **Q** attaching the cassette mechanism assembly.




Fig.13

3.1.12 Removing the switch board (See Fig.14)

- (1) Take out the volume knob.
- (2) Remove the twelve screws **R** attaching the switch board.




Fig.14

3.1.13 Removing the FL board (See Fig.15)

- (1) Remove the four screws **S** attaching the FL board.
- (2) Remove the two screws **T** attaching the open/close switch board.




Fig.15

3.2 DVD mechanism

3.2.1 Removing the traverse mechanism

(See Fig.1 to 6)

- (1) Remove the two screws **A** attaching the tramecha holder from top side of DVD mechanism assembly. (See Fig.1)
- (2) Remove the two screws **B** attaching the DVD module board. (See Fig.2)
- (3) Remove the four screws **C** attaching the CB holder and take out it. (See Fig.3)
- (4) Remove the four screws **D** attaching the traverse mechanism. (See Fig.4)
- (5) Solder the solder part of DVD pickup. (See Fig.5)
- (6) Disconnect the card wire from [CN101](#) and [CN201](#) on the DVD module board. (See Fig. 6)

Caution:

- Solder the short land section on the DVD pickup before disconnecting the card wire from the connector on the DVD pickup. If the card wire is disconnected without attaching solders, the pickup may be destroyed by static electricity.
- When attaching the DVD pickup, be sure to remove solders from the short land section after connecting the card wire to the connector on the DVD pickup.

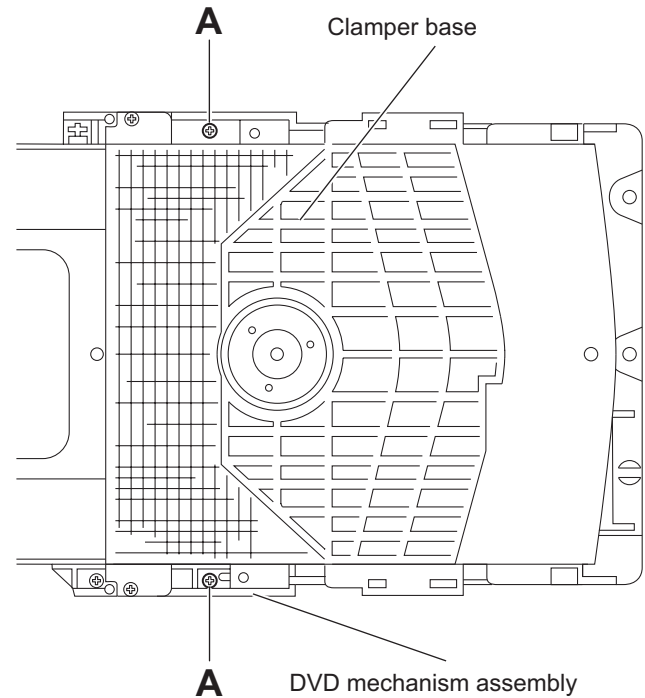


Fig.1

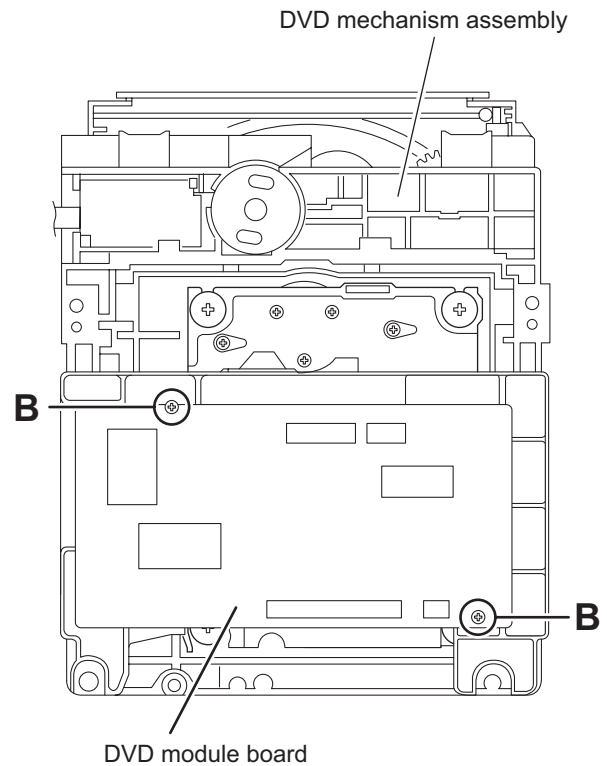


Fig.2

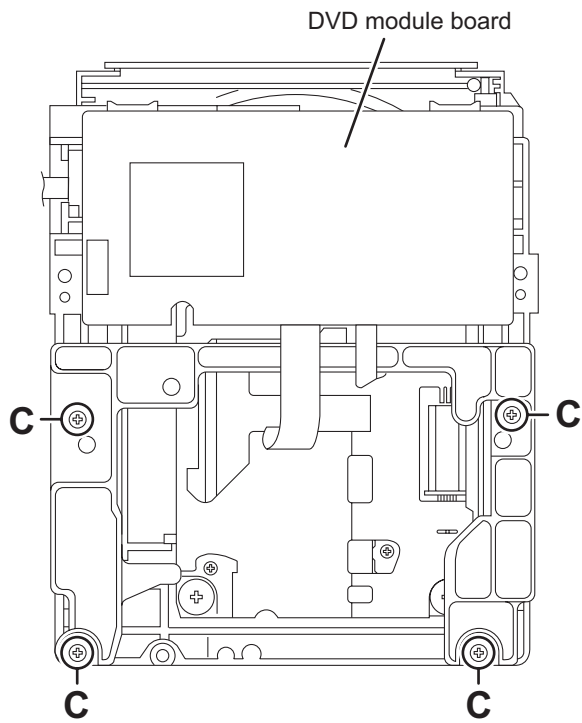


Fig.3

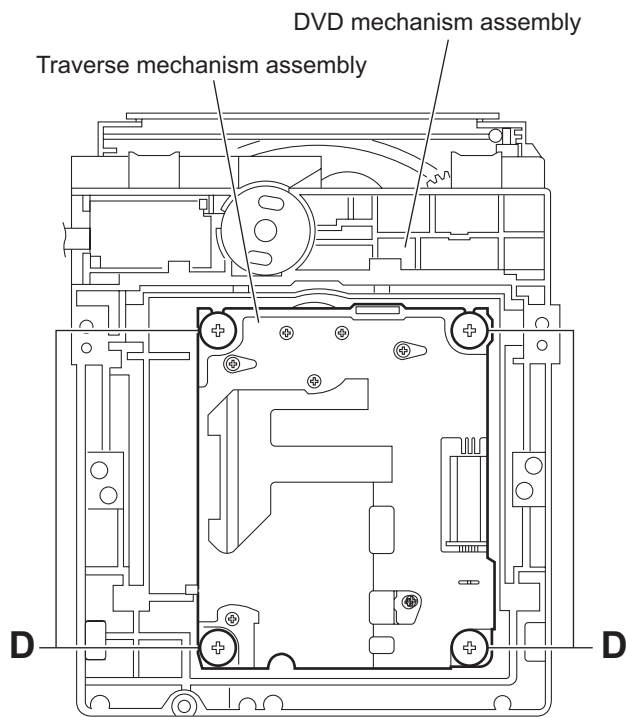


Fig.4

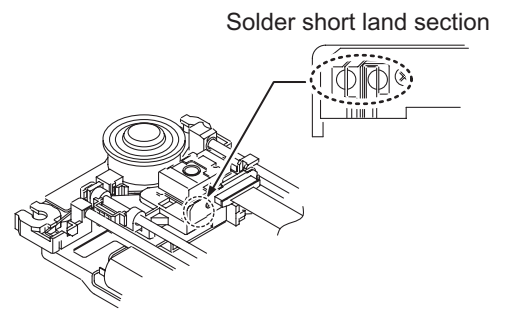


Fig.5

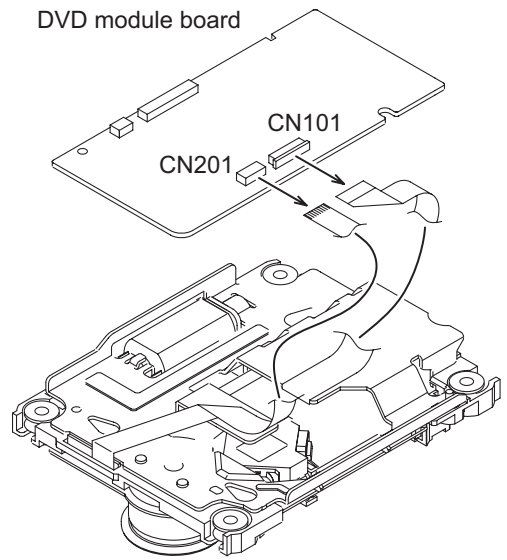


Fig.6

**3.2.2 Removing the pickup assembly
(See Fig.7 to 11)**

- (1) Remove the two rod springs pressing the guide shaft. (See Fig.7)
- (2) Remove the screw **E** and **F** attaching the spring holder. (See Fig.8)
- (3) Remove the read screw from traverse mechanism assembly. (See Fig.9)

Caution:

When remove the lead screw, do not loss the middle gear. (See Fig.10 and 11)

- (4) Remove the bar spring pressing the shaft. (See Fig.10)
- (5) Take out the pickup assembly from traverse mechanism chassis by order. (See Fig.11)

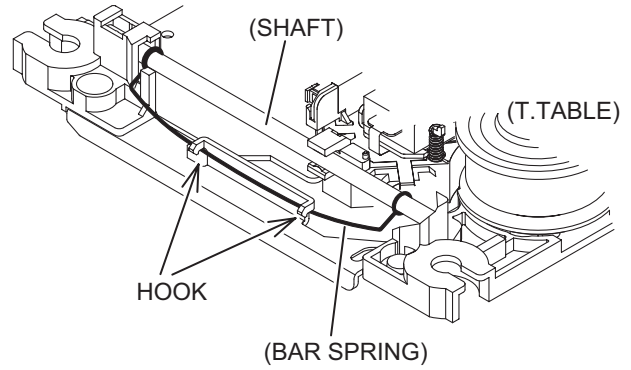


Fig.10

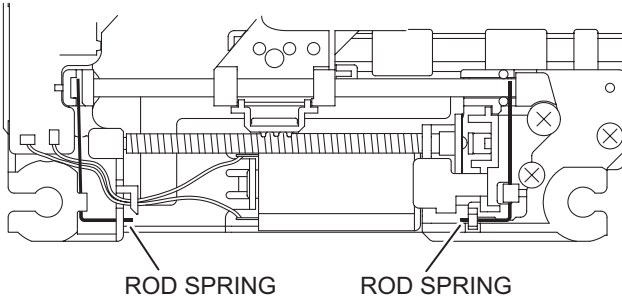


Fig.7

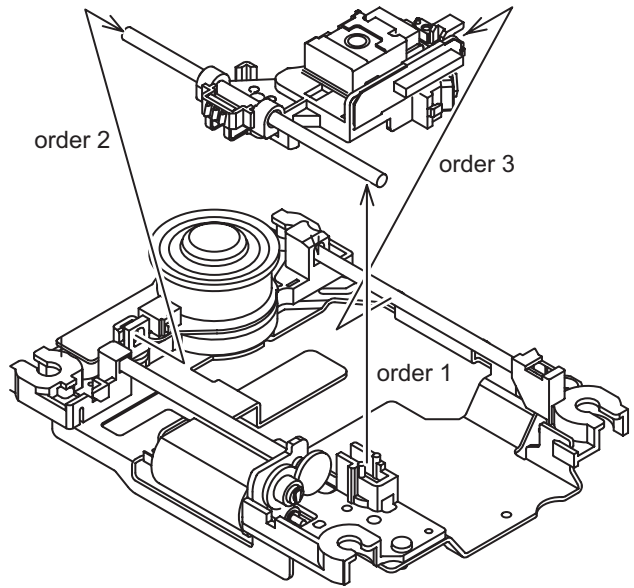


Fig.11

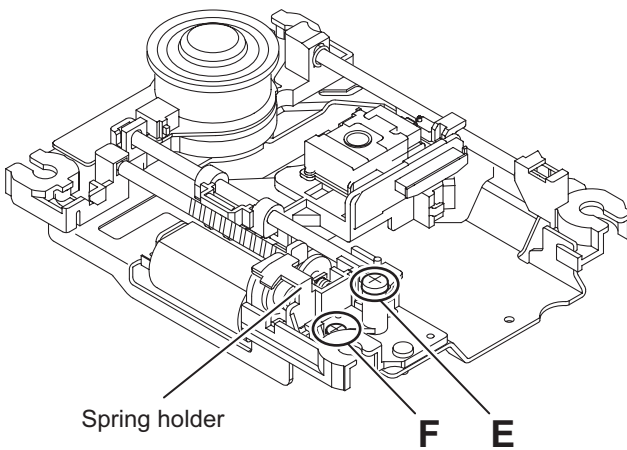


Fig.8

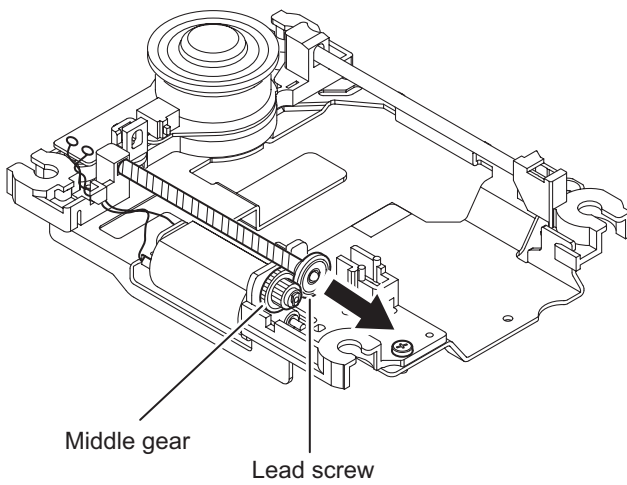


Fig.9

3.2.3 Removing the feed motor assembly (See Fig.12)

- (1) Remove the one screw **G** attaching the feed motor assembly.
- (2) Remove the feed motor wires from solder part of spindle motor board.

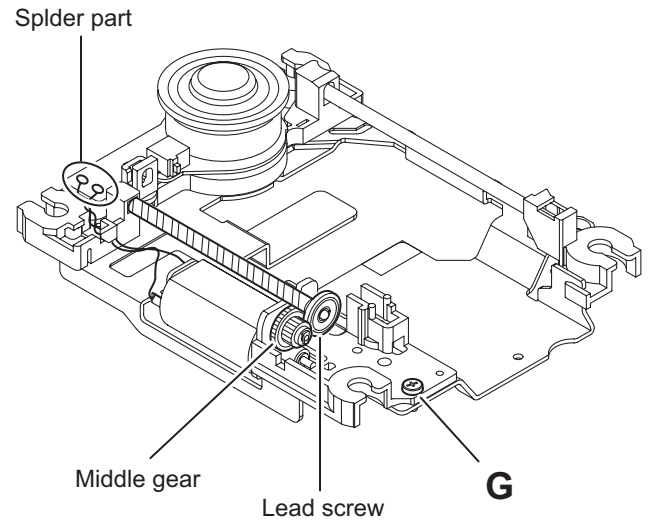


Fig.12

3.2.4 Removing the spindle motor assembly (See Fig.13)

- (1) Remove the two screws **H** attaching the spindle motor from spindle motor board.

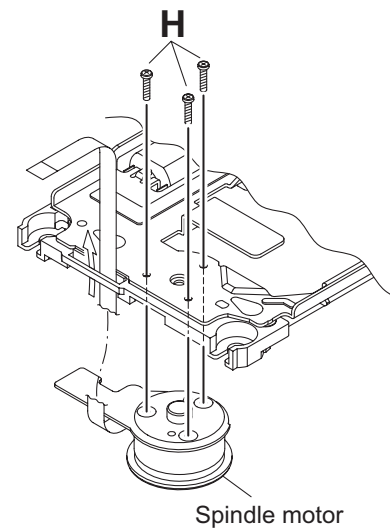


Fig.13

3.2.5 Removing the tray assembly (See Fig.14 & 15)

- (1) Remove the two screws **J** attaching the clamper base.
(See Fig.14)
- (2) Remove the one screw **K** attaching the shaft guide from bottom side. (See Fig.14)
- (3) Remove the two screws **L** attaching the shaft guide from top side. (See Fig.15)

Caution:

When attach the tray assembly, boss of loading sub assembly, boss of loading sub assembly should attach to guide of bottom side at tray assembly. (See Fig.15)

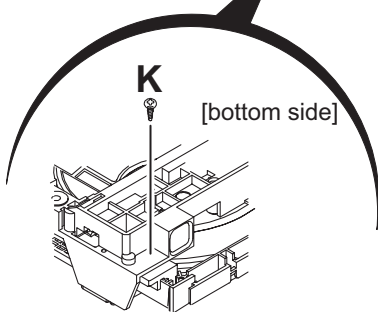
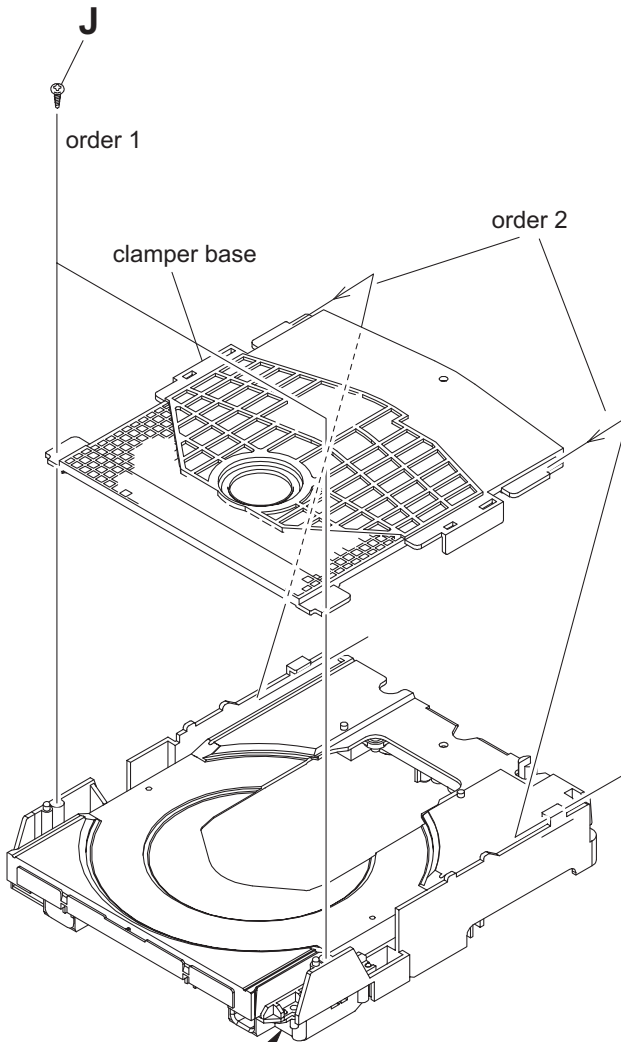


Fig.14

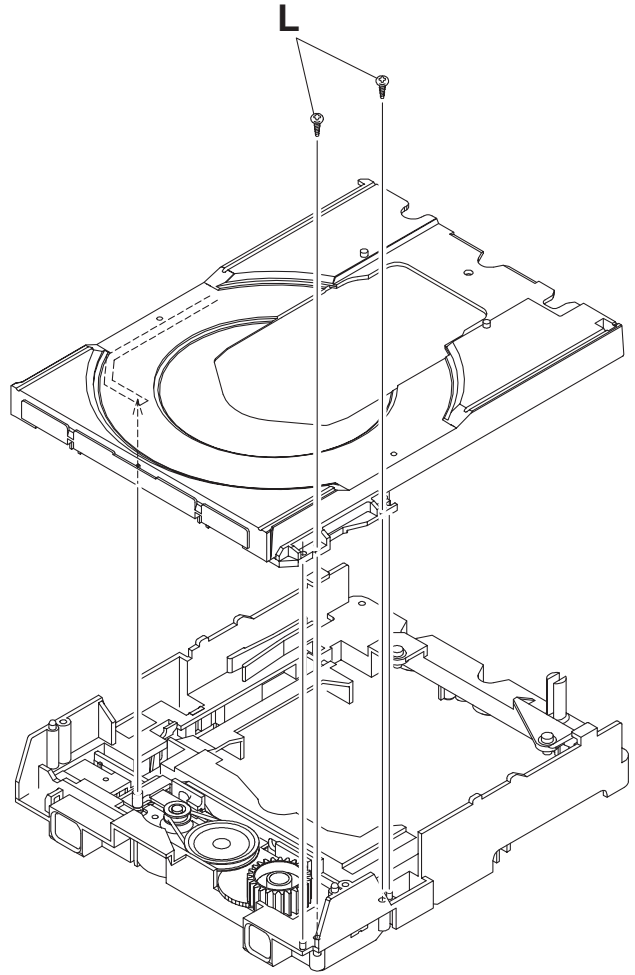


Fig.15

SECTION 4 ADJUSTMENT

4.1 ATTENTION IN SERVICE OF DVD SECTION

- (1) When pickup, Flash ROM ,DVD module board were changed, initialize EEPROM by all means.
- (2) When full initialization was excuted, excute learning with a DVD test disc by all means.

Test disc : VT-501, VT-502

Learning method : It is adjusted automatically by normal playback of a DVD disc.

4.2 TEST MODE

In DVD test mode, initialization processing, the version of a microcomputer, a front end check, JITTA, and a laser current value are indicated.

Step	Operation	Function	FL display								Remarks	
			1	2	3	4	5	6	7	8		
1	The AC code is pulled out, The STOP and PLAY key of a main unit are pushed simultaneously.											
2	The AC code is inserted with the state of 1.	It is made POWER ON in test mode, and VERSION is displayed on FL.	T	J	C	#	*	*				Version display The version code is as the following. 0x01: JC 0x02: 1U 0x03: D 0x04: E 0x05: 2U 0x06: 3U 0x07: UB 0x08: UT 0x09: 4U 0x0a: UY 0x0b: EE 0x0c: UF Region code display 0x00: 0(Free) 0x01: 1 0x02: 2 0x04: 3 0x08: 4 0x10: 5 0x20: 6 0x40: 7 0x80: 8 "X" is indicated at the time as the one except for the above. The study state and an initialization state from a back end are displayed on the 10th and 11th figure of FL display. 0xFF : Blank display The study state(The 10th figure) 0x03: DVD Study un-completing, CD Study un-completing. ("3") 0x02: DVD Study completing, CD Study un-completing. ("2") 0x01: DVD Study un-completing, CD Study completing. ("1") 0x00: DVD Study completing, CD Study completing. ("0") The initialization state (The 11th figure) 0x03: FULL initialization end ("3") 0x00: NORMAL initialization end ("0") 0xFF: Initialization un-ending. ("Blank")
①	Push the PAUSE key of a main unit. NORMAL initialization	* segment of FL is RDS on at the time of the completion of initialization.	T	J	C	#	*	*				
②	Push the STOP+POWER+10 key of a remote control for a long time. FULL initialization	* segment of FL is COLT START on at the time of the completion of initialization.	T	J	C	#	*	*				
3	Push the STOP+POWER+9 key of remote control.	Display the version of a micom on FL.	aa	.	bbb	.	cc	.	dd	5sec temporary	aa: Reserve(blank), bbb: syscom version, ->017 cc: syscom model-> _1/_3/51 dd:syscom destination ->U1/U2/U3/U4/EE eeee: DVD backend version ->0271 syscom destination->U1:US/A U2:UN U3:UG/UX U4:UW/UY EE:EE	

Step	Operation	Function	FL display								Remarks	
			1	2	3	4	5	6	7	8		
4	Push the MENU key of remote control.	Switch on the all-points light of FL and LED.										
5	Push the MENU key of remote control.	Display the check mode of a frontend on FL.	C	H	E	C	K					
	① Push 1 key (of 10KEY) of remote control.	Starting of DISC & normal play (Play from the started position)	C	H	E	C	K					
	② Push 2 key (of 10KEY) of remote control.	Existence of WOBBLE 0: WOBBLE_NO_CHECK (Un-checking.) 1: WOBBLE_PRESS_MEDIA (Press) 2: WOBBLE_MINUS_MEDIA (DVD-R/-RW Media) 3: WOBBLE_PLUS_MEDIA (DVD+R/+RW Media)	*	*	*	*	*	*	*	*	*	Arg2-3: 0 Arg4-5: WOBBLE detection result
	③ Push 3 key (of 10KEY) of remote control.	With no assignment	C	H	E	C	K					
	④ Push 4 key (of 10KEY) of remote control.	CD_LD lighting & laser current display	*	*	*	*	*	*	*	*	*	Arg2-3: Laser current value (a BACKUP value, actual measurement) Arg4-5: 0
	⑤ Push 5 key (of 10KEY) of remote control.	DVD_LD lighting & laser current display	*	*	*	*	*	*	*	*	*	Arg2-3: Laser current value (a BACKUP value, actual measurement) Arg4-5: 0
	⑥ Push 6 key (of 10KEY) of remote control.	DVD_SL x 1 JITTA measurement mode	*	*	*	*	*	*	*	*	*	Arg2-3: Laser current value (a BACKUP value, actual measurement) Arg4-5: actual measurement
	⑦ Push 7 key (of 10KEY) of remote control.	The contents of a backup memory (0x00-0x46) display (BWD)	*	*	*	*	*	*	*	*	*	Arg2-3: Backup memory address (0x00-0x46) Arg4-5: The contents of a backup memory
	⑧ Push 8 key (of 10KEY) of remote control.	The contents of a backup memory (0x00-0x46) display (FWD)	*	*	*	*	*	*	*	*	*	Arg2-3: Backup memory address (0x00-0x46) Arg4-5: The contents of a backup memory
	⑨ Push 9 key (of 10KEY) of remote control.	Temperature sensor value (AD value) display	*	*	*	*	*	*	*	*	*	Arg2-3: 0 Arg4-5: Temperature sensor value
	⑩ Push 10 key (of 10KEY) of remote control.	DVD-DL (Parallel , opposite), DVD-SL Search & JITTA measurement to a predetermined position	*	*	*	*	*	*	*	*	*	Arg2-3: 0x00-0x06 (The measurement position in VT501) Arg4-5: JITTA value
	⑪ Push 0 key (of 10KEY) of remote control.	MONITOR output change 1: SRV_MONI_CIRC 2: SRV_MONI_SERVO 3-5: SRV_MONI_ANALOG 6-7: SRV_MONI_DRC 8-11: SRV_MONI_SERVO_JIG 12: SRV_MONI_DEFAULT	*	*	*	*	*	*	*	*	*	Arg2-3: 0x00-0x0C Arg4-5: 0
	⑫ Push +10 key (of 10KEY) of remote control.	Initialization of the contents of a backup memory	*	*	*	*	*	*	*	*	*	
	⑬ Push STOP key (of 10KEY) of remote control.	Disk stop, LD-OFF	C	H	E	C	K					
	⑭ Push OPEN/CLOSE key (of 10KEY) of remote control.	Tray open/close	C	H	E	C	K					
	⑮ Push PLAY key (of 10KEY) of remote control.	Play disc	*	*	*	*	*	*	*	*	*	Arg2-3: Laser current value (a BACKUP value, actual measurement) Arg4-5: JITTA value
6	Push the MENU key of remote control.	Return to STEP2.										
	Push the POWER key of a main unit.	Cancel test mode.										It cancels, even if it does by all STEP.

*1 Fundamentally ,the mode carries out a toggle by pushing the MENU key.

SECTION 5 TROUBLESHOOTING

This service manual does not describe TROUBLESHOOTING.



JVC

Victor Company of Japan, Limited
Audio/Video Systems Category 10-1, 1chome, Ohwatari-machi, Maebashi-city, 371-8543, Japan

(No.MB515)

PARTS LIST

MX-DK1US, MX-DK1UW, MX-DK1UG, MX-DK1UN
MX-DK3US, MX-DK3UW, MX-DK3UG, MX-DK3UN
MX-DK15UN

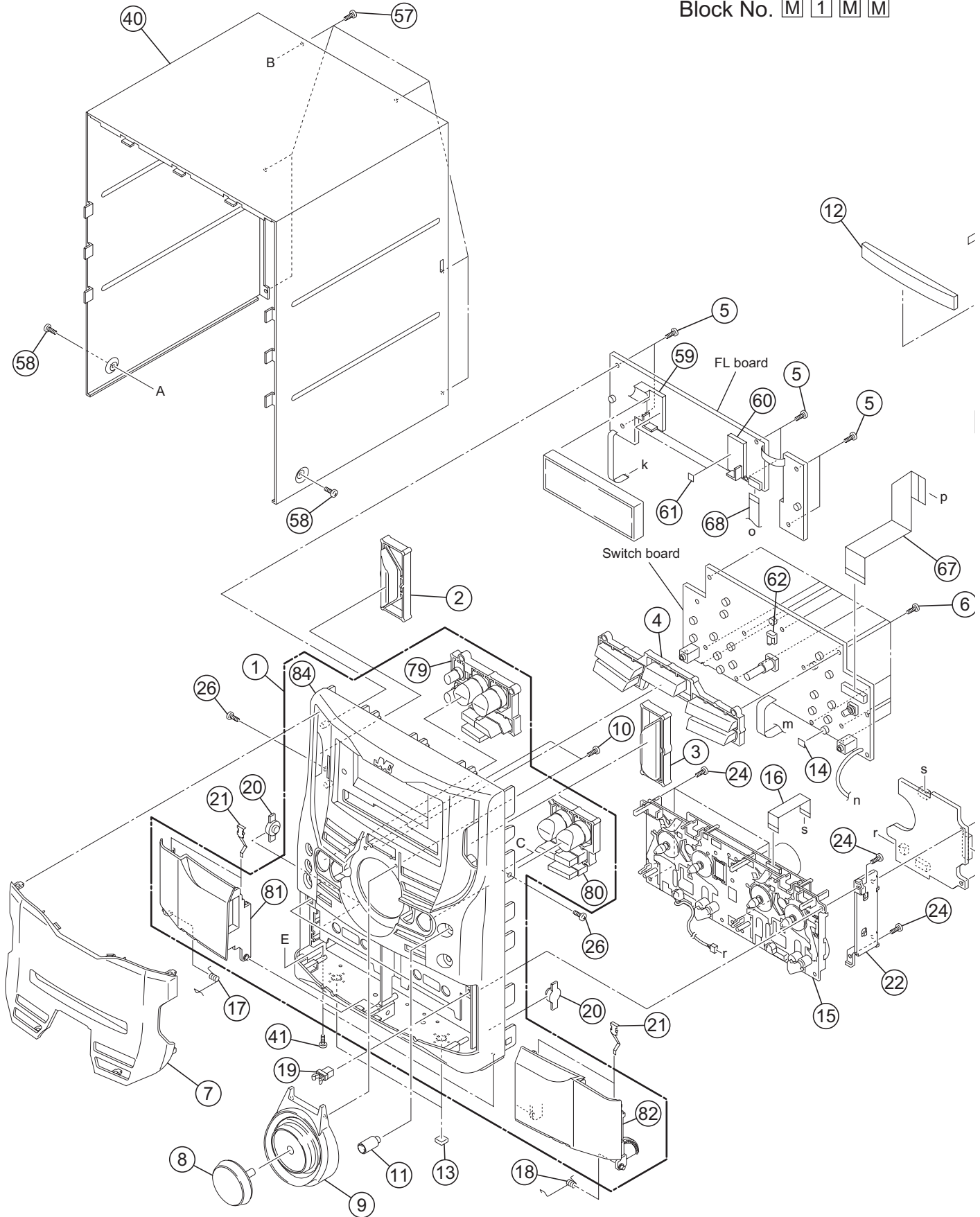
* All printed circuit boards and its assemblies are not available as service parts.

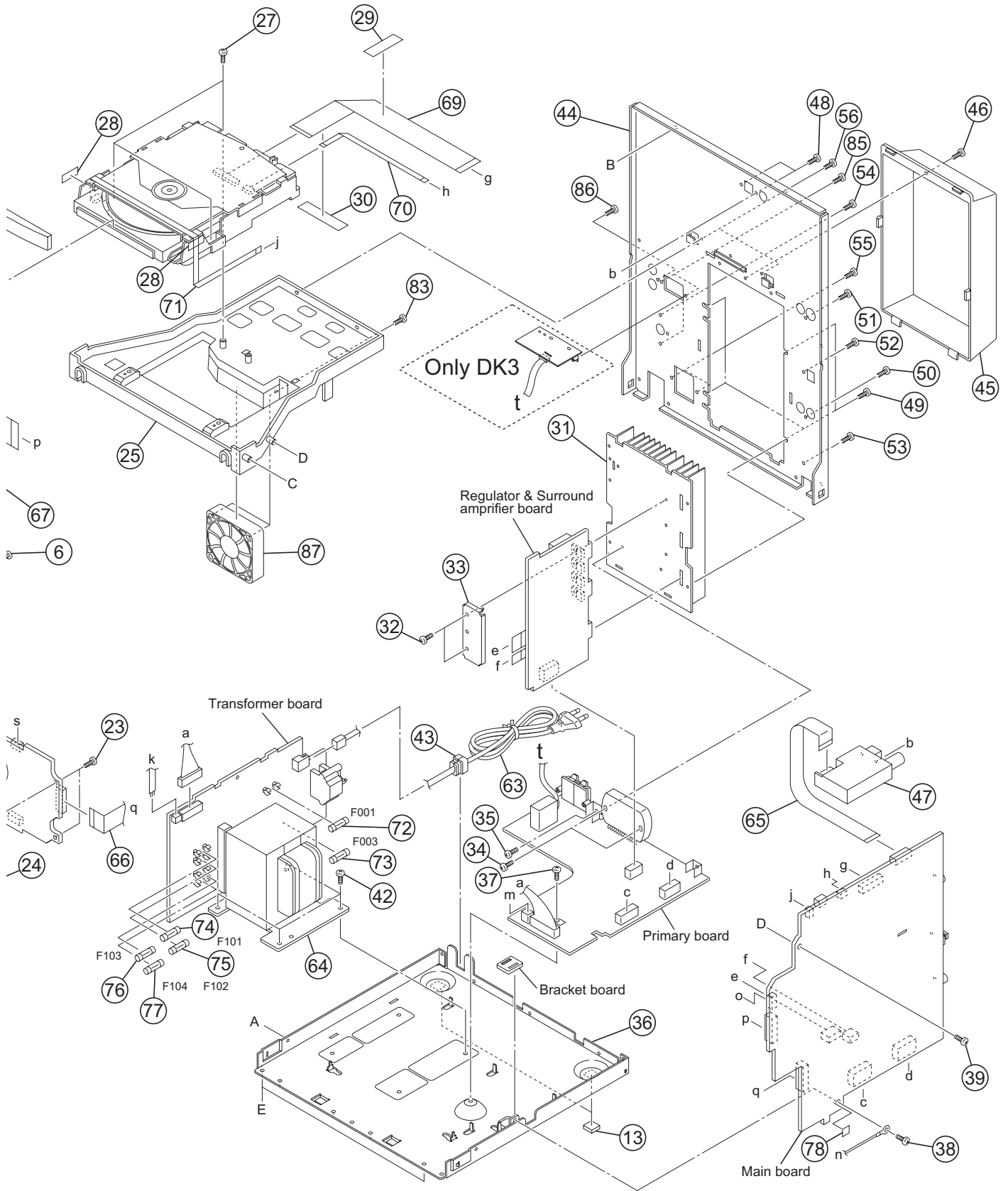
- Contents -

Exploded view of general assembly and parts list (Block No.M1)	3- 2
DVD mechanism assembly and parts list (Block No.MJ)	3- 6
DVD loading base assembly and parts list (Block No.MN)	3- 8
Cassette mechanism assembly and parts list (Block No.MP)	3-10
Electrical parts list (Block No.01~06)	3-12
Packing materials and accessories parts list (Block No.M3) (MX-DK1US, MX-DK1UW, MX-DK1UG, MX-DK1UN, MX-DK15UN)	3-24
Packing materials and accessories parts list (Block No.M4) (MX-DK3US, MX-DK3UW, MX-DK3UG, MX-DK3UN)	3-26

Exploded view of general assembly and parts list

Block No. M 1 M M





General Assembly

Block No. [M][1][M][M]

△	Symbol No.	Part No.	Part Name	Description	Local
	1	GV10328-001A	FRONT PANEL ASSY		DK1US,DK1UW,DK1UG,DK1UN
	1	GV10328-007A	FRONT PANEL ASSY		DK15UN
	2	GV30871-001A	POWER BUTTON		
	3	GV30872-001A	EJECT BUTTON		
	4	GV20418-002A	FUNCTION BUTTON		
	5	QYSDSF2608ZA	TAP SCREW	M2.6 x 8mm(x6)	
	6	QYSDSF2608ZA	TAP SCREW	M2.6 x 8mm(x12)	
	7	GV10319-001A	FRONT LENS		DK1US,DK1UW,DK1UG,DK1UN
	7	GV10319-002A	FRONT LENS		DK3US,DK3UW,DK3UG,DK3UN
	7	GV10319-009A	FRONT LENS		DK15UN
	8	GV30875-001A	VOLUME KNOB		DK1US,DK1UW,DK1UG,DK1UN, DK3US,DK3UW,DK3UG,DK3UN
	8	GV30875-003A	VOLUME KNOB		DK15UN
	9	GV30894-001A	V.ORNAMENT ASSY		DK1US,DK1UW,DK1UG,DK1UN
	9	GV30894-002A	V.ORNAMENT ASSY		DK3US,DK3UW,DK3UG,DK3UN
	9	GV30894-003A	V.ORNAMENT ASSY		DK15UN
	10	QYSDSF2608ZA	TAP SCREW	M2.6 x 8mm(x2)	
	11	GV40083-004A	MIC.KNOB		DK1US,DK1UW,DK1UG,DK1UN, DK3US,DK3UW,DK3UG,DK3UN
	11	GV40083-005A	MIC.KNOB		DK15UN
	12	GV30878-001A	TRAY FITTING		
	13	GV40246-003A	FOOT SPACER	(x4)	
	14	GV30349-068A	SPACER		
	15	QAL0789-001	CASSETTE MECHA		
	16	QUQU12-0706AJ-E	FFC WIRE	7pin 6cm	
	17	GV40694-001A	DOOR SPRING(L)		
	18	GV40695-001A	DOOR SPRING(R)		
	19	GV40220-001A	LACH	(x2)	
	20	GV40034-001A	DAMPER ASSY.	(x2)	
	21	VKY4180-401	CASSETTE SPRING	(x4)	
	22	GV30883-001A	PCB BRACKET		
	23	QYSDSG2606EA	TAP SCREW	M2.6 x 6mm(x2)	
	24	QYSBSF3010ZA	TAP SCREW	M3 x 10mm(x6)	
	25	GV10320-001A	CENTER CHASSIS		
	26	QYSSSF3010ZA	TAP SCREW	M3 x 10mm(x2)	
	27	QYSBSF3010ZA	TAP SCREW	M3 x 10mm(x3)	
	28	LV30225-011A	SPACER	(x2)	
	29	GV30349-046A	SPACER		
	30	GV30349-067A	SPACER		
	31	GV30879-003A	HEAT SINK		DK1US,DK1UW,DK1UG,DK1UN,DK15UN
	31	GV30882-003A	HEAT SINK		DK3US,DK3UW,DK3UG,DK3UN
	32	QYSBSG3016EA	TAP SCREW	M3 x 16mm(x2)	
	33	GV40488-001A	LEAF SPRING		
	34	QYSBSG3016EA	TAP SCREW	M3 x 16mm(x2)	
	35	QYSBSG3010EA	TAP SCREW	M3 x 10mm	
	36	GV10323-001A	BOTTOM CHASSIS		
	37	QYSBSGG3008EA	TAP SCREW	M3 x 8mm	
	38	QYSBSGG3008EA	TAP SCREW	M3 x 8mm	
	39	QYSBSF3010ZA	TAP SCREW	M3 x 10mm	
	40	GV10217-007A/S/	METAL COVER		
	41	QYSBSG3010ZA	TAP SCREW	M3 x 10mm(x2)	
	42	QYSDSTL4008EA	TAP SCREW	M4 x 8mm(x4)	
△	43	QZW0033-001	STRAIN RELIEF		
	44	GV10324-004A	REAR PANEL		DK1US,DK1UN
	44	GV10324-001A	REAR PANEL		DK1UW
	44	GV10324-005A	REAR PANEL		DK1UG
	44	GV10324-009A	REAR PANEL		DK3US,DK3UN
	44	GV10324-006A	REAR PANEL		DK3UW
	44	GV10324-010A	REAR PANEL		DK3UG
	44	GV10324-020A	REAR PANEL		DK15UN
	45	GV10325-001A	REAR COVER		
	46	QYSBSGY3008EA	TAP SCREW	M3 x 8mm	
	47	QAU0412-001	TUNER		
	48	QYSBSGY3008EA	TAP SCREW	M3 x 8mm(x2)	
	49	QYSBSGY3008EA	TAP SCREW	M3 x 8mm(x4)	
	50	QYSBSGY3008EA	TAP SCREW	M3 x 8mm	
	51	QYSBSGY3008EA	TAP SCREW	M3 x 8mm	
	52	QYSBSGY3008EA	TAP SCREW	M3 x 8mm	
	53	QYSBSGY3008EA	TAP SCREW	M3 x 8mm	
	54	QYSBSGY3008EA	TAP SCREW	M3 x 8mm(x2)	
	55	QYSBSGY3008EA	TAP SCREW	M3 x 8mm(x2)	
	56	QYSBSGY3008EA	TAP SCREW	M3 x 8mm(x2)	
	57	QYSBSGY3008EA	TAP SCREW	M3 x 8mm(x6)	
	58	QYSDSG3006NA	TAP SCREW	M3 x 6mm(x2)	

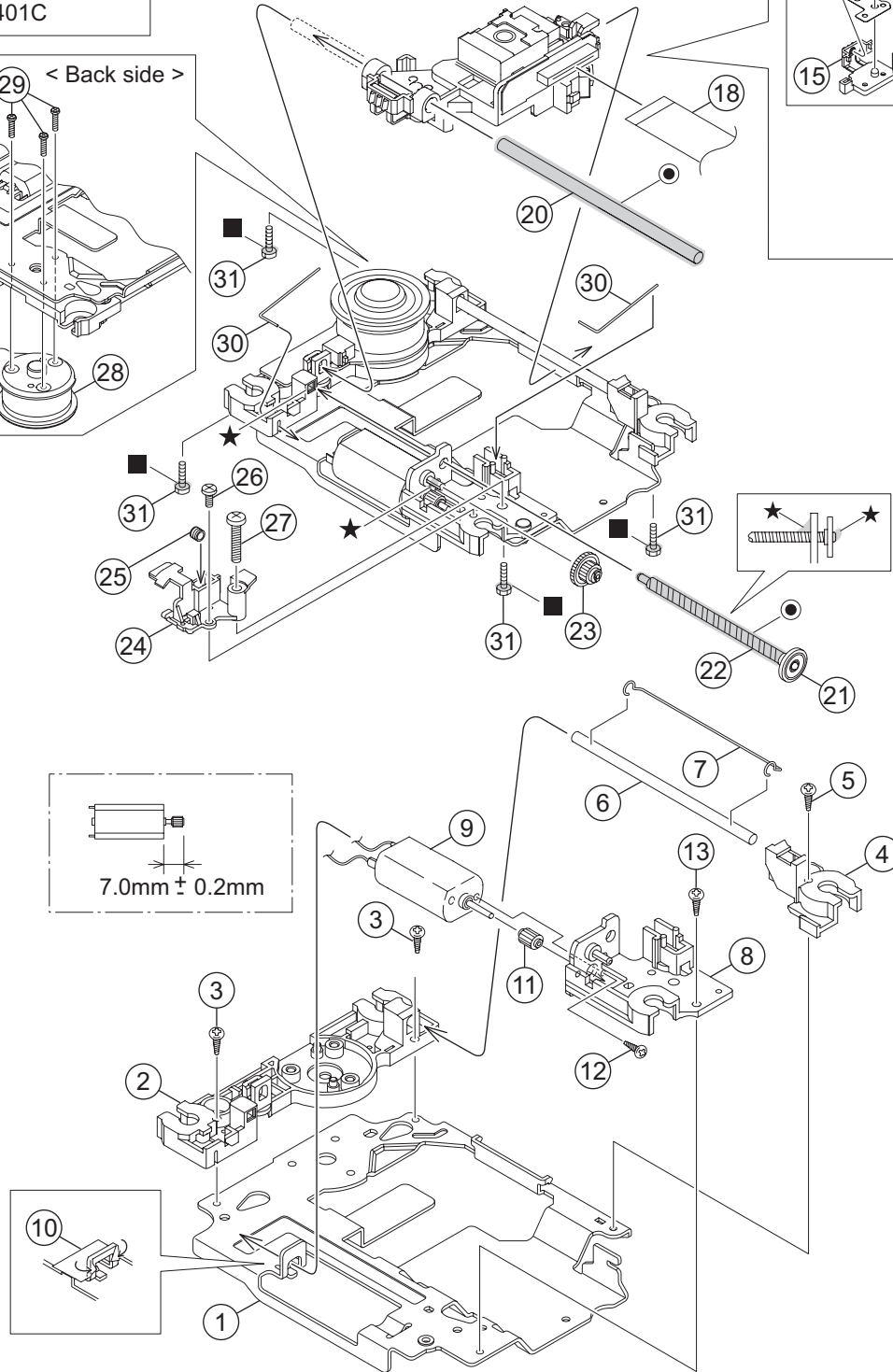
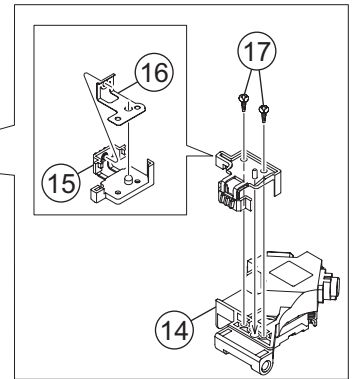
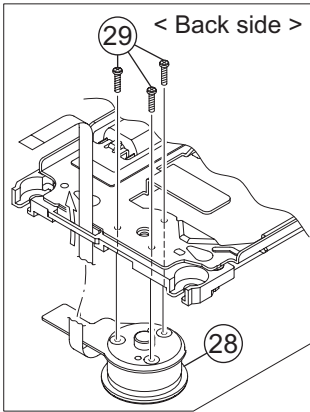
△	Symbol No.	Part No.	Part Name	Description	Local
	59	GV30880-001A	FL HOLDER A		
	60	GV30891-001A	FL HOLDER B		
	61	GV30349-048A	SPACER	(x2)	
	62	GV40411-001A	LED HOLDER		
△	63	QMPK200-200-JD	POWER CORD(EU)	2m BLACK	
△	64	QQT0515-001	POWER TRANSF	T1	DK1US,DK1UW,DK1UG,DK1UN,DK15UN
△	64	QQT0505-001	POWER TRANSF	T1	DK3US,DK3UW,DK3UG,DK3UN
	65	QUQU12-1116AJ-E	FFC WIRE	11pin 16cm	
	66	QUQU12-1911AJ-E	FFC WIRE	19pin 11cm	
	67	QUQU12-1915BJ-E	FFC WIRE	19pin 15cm	
	68	QUQU12-0915BJ-E	FFC WIRE	9pin 15cm	
	69	QUR110-2520AJ-E	FFC WIRE		
	70	QUR110-0515AJ-E	FFC WIRE		
	71	QUR110-0532BJ-E	FFC WIRE		
△	72	QMF51W2-3R15-J8	FUSE	F001 3.15A AC250V	DK1US,DK1UW,DK1UG,DK1UN,DK15UN
△	72	QMF51W2-4R0-J8	FUSE	F001 4A AC250V	DK3US,DK3UW,DK3UG,DK3UN
△	73	QMF51W2-1R6-J8	FUSE	F003 1.6A AC250V	DK1US,DK1UW,DK1UG,DK1UN,DK15UN
△	73	QMF51W2-2R0-J8	FUSE	F003 2A AC250V	DK3US,DK3UW,DK3UG,DK3UN
△	74	QMF51W2-3R15-J8	FUSE	F101 3.15A AC250V	
△	75	QMF51W2-3R15-J8	FUSE	F102 3.15A AC250V	
△	76	QMF51W2-2R0-J8	FUSE	F103 2A AC250V	
△	77	QMF51W2-3R15-J8	FUSE	F104 3.15A AC250V	
	78	GV30349-048A	SPACER		
	79	GV30873-002A	BUTTON A		DK3US,DK3UW,DK3UG,DK3UN
	80	GV30874-002A	BUTTON B		DK3US,DK3UW,DK3UG,DK3UN
	81	GV10321-002A	CASS.HOLDER(L)		DK3US,DK3UW,DK3UG,DK3UN
	82	GV10322-002A	CASS.HOLDER(R)		DK3US,DK3UW,DK3UG,DK3UN
	83	QYSBSF3035ZA	TAP SCREW	M3 x 35mm(x2)	DK3US,DK3UW,DK3UG,DK3UN
	84	GV10328-003A	FRONT PANEL ASSY		DK3US,DK3UW,DK3UG,DK3UN
	85	QYSBSGY3008EA	TAP SCREW	M3 x 8mm(x2)	DK3US,DK3UW,DK3UG,DK3UN
	86	QYSBSGY3008EA	TAP SCREW	M3 x 8mm	DK3US,DK3UW,DK3UG,DK3UN
	87	QAR0405-001	FAN		DK3US,DK3UW,DK3UG,DK3UN

DVD mechanism assembly and parts list

Block No. M J M M

Grease
 ★ =JVG-31N
 ● =JVS-1003
 ■ =1401C

FXL-D10-1M



The parts without symbol number are not service.

DVD mechanism

Block No. [M][J][M][M]

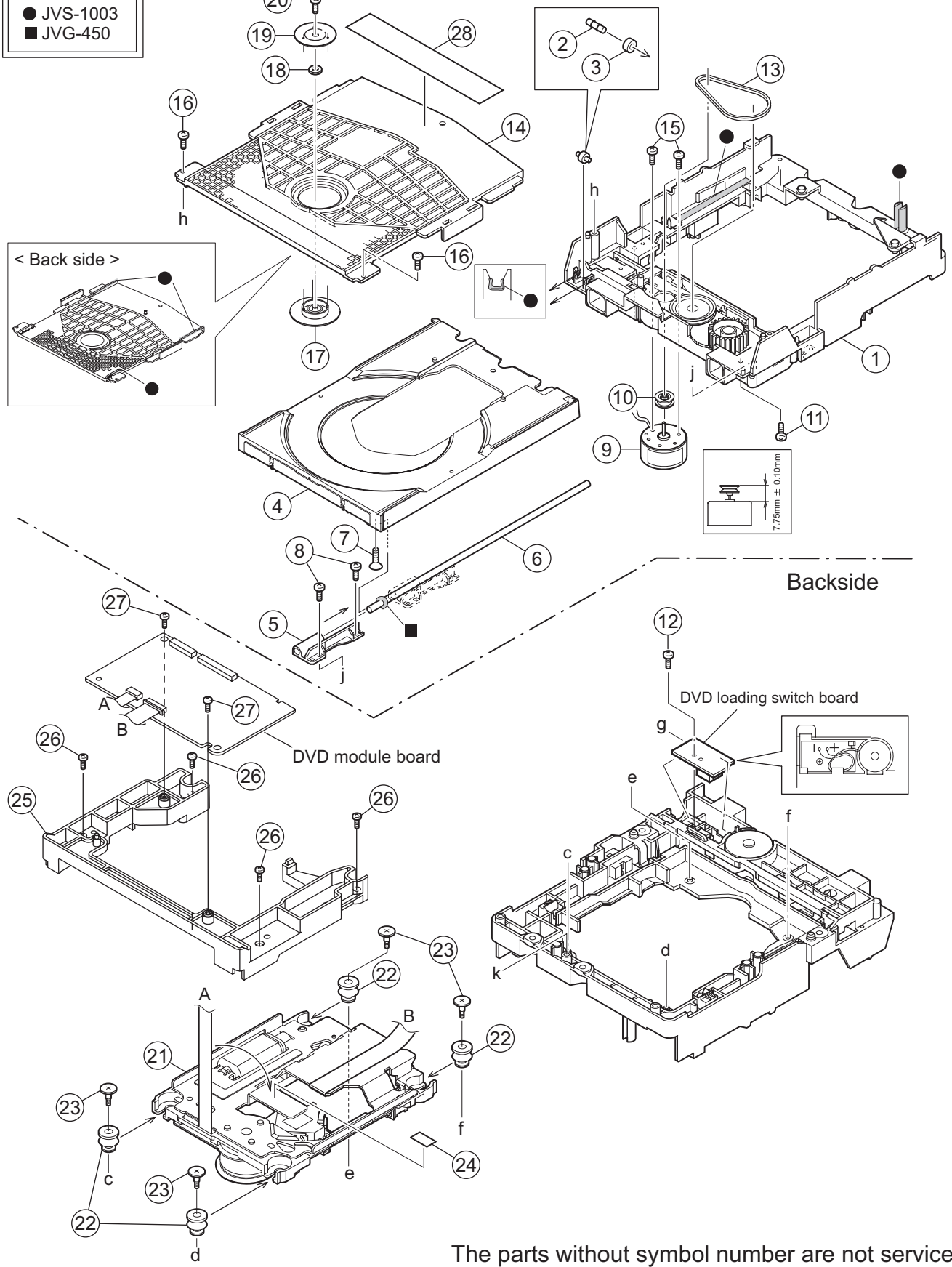
△	Symbol No.	Part No.	Part Name	Description	Local
	1	LV22234-001A	TM.CHASSIS		
	2	LV22235-001A	SPINDLE BASE		
	3	QYSDST2005ZA	TAP SCREW	M2 x 5mm(x2)	
	4	LV36555-001A	G.S.HOLDER		
	5	QYSDST2005ZA	TAP SCREW	M2 x 5mm	
	6	LV44041-002A	GUIDE SHAFT		
	7	LV44479-001A	BAR SPRING		
	8	LV22236-001A	FEED HOLDER		
	9	QAR0165-001	FEED MOTOR		
	10	LV30225-0X5A	SPACER		
	11	LV36557-001A	F.M.GEAR		
	12	QYSPSPT2030MA	SCREW	M2 x 3mm	
	13	QYSDST2005ZA	TAP SCREW	M2 x 5mm	
	14	QAL0786-002	P.UP		
	15	LV22237-001A	RACK ARM		
	16	LV36560-001A	RACK ARM SPRING		
	17	QYSPSFU1740ZA	TAP SCREW	M1.7 x 4mm(x2)	
	18	QUQK05-2415AC-E	FFC WIRE	24pin 15cm	
	20	LV44041-002A	GUIDE SHAFT		
	21	LV36559-001A	L.S.GEAR		
	22	LV41517-003A	LEAD SCREW		
	23	LV36558-001A	MIDDLE GEAR		
	24	LV36556-001A	SPRING HOLDER		
	25	LV44623-001A	COMP.SPRING		
	26	QYSDST2005ZA	TAP SCREW	M2 x 5mm	
	27	QYSDST2616MA	TAP SCREW	M2.6 x 16mm	
	28	QAR0386-001	S.MOTOR		
	29	QYSPSPU1775ZA	SCREW	M1.7 x 7.5mm(x3)	
	30	LV44042-001A	ROD SPRING	(x2)	
	31	LV44046-001A	ADJUST SCREW	(x4)	

DVD loading base assembly and parts list

Block No. M N M M

Grease
 ● JVS-1003
 ■ JVG-450

FMU-MB4-11M



The parts without symbol number are not service.

DVD loading base

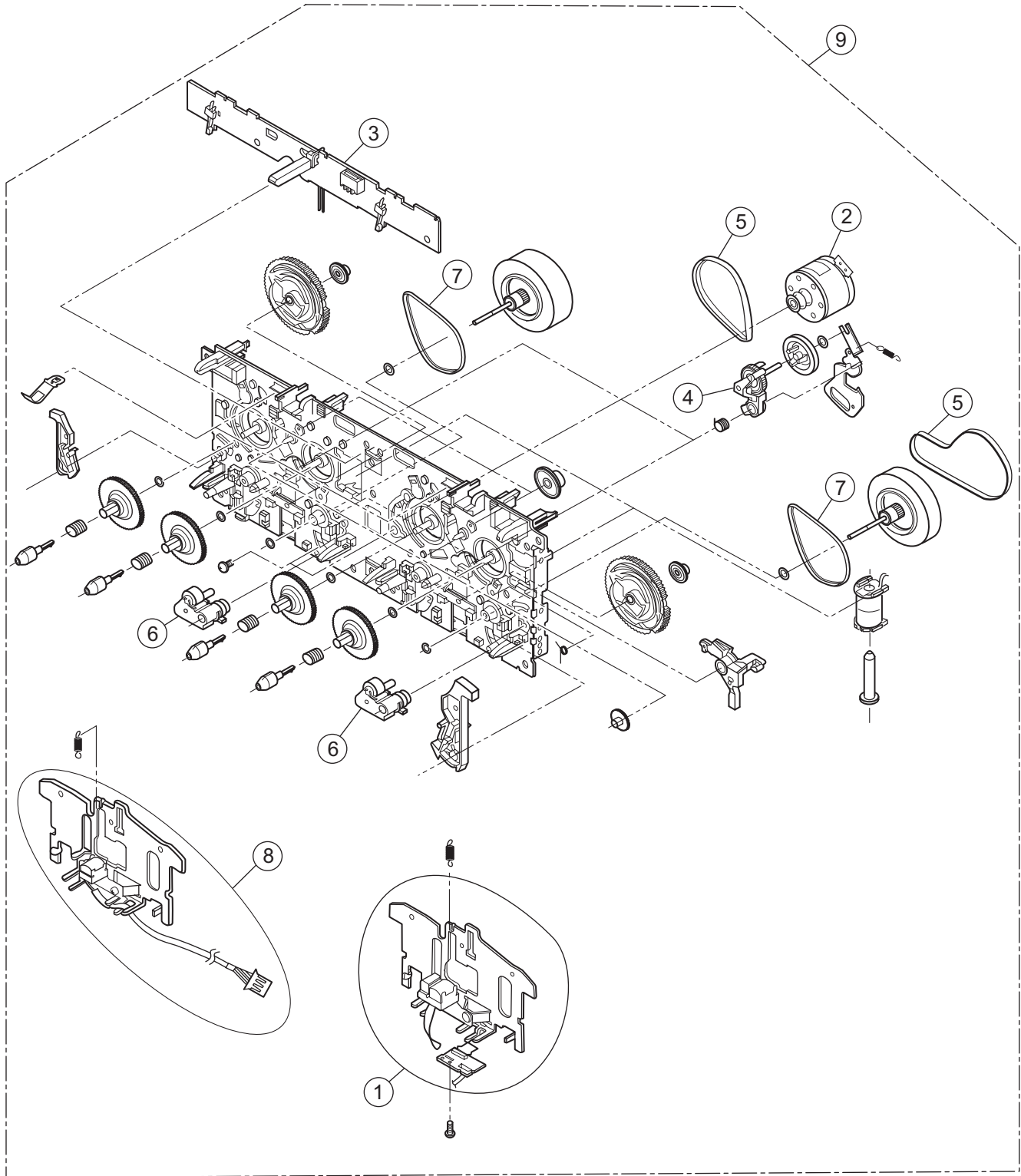
Block No. [M][N][M][M]

△	Symbol No.	Part No.	Part Name	Description	Local
	1	LV11065-004A	LOADER SUB ASSY		
	2	E407140-001SS	C.D ROLLER		
	3	E407149-001SS	RUBBER TUBE		
	4	LV10979-002A	TRAY		
	5	LV35499-001A	SHAFT GUIDE		
	6	LV44022-001A	SHAFT		
	7	QYSSSF2008ZA	TAP SCREW	M2 x 8mm	
	8	QYSDSF2008ZA	TAP SCREW	M2 x 8mm(x2)	
	9	QAR0197-001	MOTOR		
	9	or QAR0280-001	LOADING MOTOR		
	10	LV43844-002A	MOTOR PULLEY		
	11	QYSPSPU1730ZA	SCREW	M1.7 x 3mm(x2)	
	12	QYSDSF2008ZA	TAP SCREW	M2 x 8mm	
	13	LV43974-001A	BELT		
	14	LV21852-003A	CLAMPER BASE		
	15	QYSDSF2008ZA	TAP SCREW	M2 x 8mm(x2)	
	16	LV41741-004A	SPECIAL SCREW		
	17	LV35056-002A	DVD CLAMPER		
	18	LV42930-003A	P.C.MAGNET		
	18	or LV41118-003A	MAGNET		
	19	LV43848-001A	YOKE		
	20	LE40906-002A	SPECIAL SCREW		
	21	-----	SINGLE DVD TRAM		
	22	LV44043-001A	INSULATOR	(x4)	
	23	LV44044-001A	SPECIAL SCREW	(x4)	
	25	LV11212-001A	CB HOLDER		
	26	QYSBSF2608ZA	TAP SCREW	M2.6 x 8mm(x4)	
	27	LV44209-001A	WASHER SCREW	(x2)	
	28	LV44603-001A	LASER CATION		

Cassette mechanism assembly and parts list

QAL0789-001

Block No. M P M M



The parts without symbol number are not service.

Cassette mechanism

Block No. [M][P][M][M]

△ Symbol No.	Part No.	Part Name	Description	Local
1	F513C936	PLATE HD BLK		
2	F525C363	MTR MAIN BLK		
3	F567C719	PCB CONTROL BLK		
4	F522C063	CLUTCH ASSY BLK	(x2)	
5	FF19N-31T	MAIN BELT	(x2)	
6	F514C135	ROLLER PINCH BLK R	(x2)	
7	FF19S-31T	F/R BELT MO	(x2)	
8	F513C937	PLATE HE BLK		
9	QAL0789-001	CASSETTE MECHA		

Electrical parts list

Power board

Block No. [0][1]				
△ Symbol No.	Part No.	Part Name	Description	Local
△ IC119	STK412-490-E	IC		DK1US, DK1UW, DK1UG, DK1UN, DK15UN
△ IC119	STK413-400	IC		DK3US, DK3UW, DK3UG, DK3UN
△ IC160	KIA7809API	IC		
△ IC170	KIA7805API	IC		
△ IC180	KIA7812API	IC		
△ IC190	KIA7809API	IC		
△ IC195	KIA7805API	IC		DK3US, DK3UW, DK3UG, DK3UN
Q1030	KRA111M-T	DIGI TRANSISTOR		
Q1031	KTC2876-T	TRANSISTOR		
Q1032	KTC2876-T	TRANSISTOR		
Q1033	KTC2876-T	TRANSISTOR		
Q1034	KTC2876-T	TRANSISTOR		
Q1050	KTC3200/GLJ-T	TRANSISTOR		
Q1051	KTC3199/GLJ-T	TRANSISTOR		
Q1052	KTA1268/GLJ-T	TRANSISTOR		
Q1053	KTA1268/GLJ-T	TRANSISTOR		
Q1070	KTC3199/GLJ-T	TRANSISTOR		
Q1090	KTA1268/GLJ-T	TRANSISTOR		
Q1091	KTC1027/OYI-T	TRANSISTOR		
Q1092	KTC3200/GLJ-T	TRANSISTOR		
Q1093	KTA1023/OYI-T	TRANSISTOR		
Q1120	KTC3199/GLJ-T	TRANSISTOR		
Q1140	KTC3199/GLJ-T	TRANSISTOR		
Q1180	KTC3199/GLJ-T	TRANSISTOR		DK3US, DK3UW, DK3UG, DK3UN
△ Q1221	KTA1046/YI	TRANSISTOR		
Q1222	KTC3199/GLJ-T	TRANSISTOR		
Q1223	KTC3199/GLJ-T	TRANSISTOR		
Q1295	KRC102M-T	DIGI TRANSISTOR		DK3US, DK3UW, DK3UG, DK3UN
△ Q2010	KTA1046/YI	TRANSISTOR		
Q2011	KTC3203/OYI-T	TRANSISTOR		
D1040	1SS133-T2	SI DIODE		DK3US, DK3UW, DK3UG, DK3UN
D1041	1SS133-T2	SI DIODE		
D1042	1SS133-T2	SI DIODE		
D1050	1SS133-T2	SI DIODE		
D1070	1SS133-T2	SI DIODE		
D1071	1SS133-T2	SI DIODE		DK3US, DK3UW, DK3UG, DK3UN
D1090	1SS133-T2	SI DIODE		
D1100	MTZJ15B-T2	Z DIODE		
D1101	MTZJ15B-T2	Z DIODE		
D1102	MTZJ36B-T2	Z DIODE		
D1103	MTZJ36B-T2	Z DIODE		
D1105	2A02-M	DIODE		
D1106	2A02-M	DIODE		
D1120	1SS133-T2	SI DIODE		
D1140	1SS133-T2	SI DIODE		
D1180	1SS133-T2	SI DIODE		DK3US, DK3UW, DK3UG, DK3UN
D1221	MTZJ5.6C-T2	Z DIODE		
D1222	2A02-M	DIODE		

△ Symbol No.	Part No.	Part Name	Description	Local
D1260	MTZJ11B-T2	Z DIODE		
D1271	MTZJ6.8C-T2	Z DIODE		
D1280	MTZJ15B-T2	Z DIODE		
D1290	MTZJ11B-T2	Z DIODE		
D1295	1SS133-T2	SI DIODE		DK3US, DK3UW, DK3UG, DK3UN
D1296	MTZJ4.3B-T2	Z DIODE		DK3US, DK3UW, DK3UG, DK3UN
D1298	MTZJ2.0B-T2	Z DIODE		DK3US, DK3UW, DK3UG, DK3UN
△ D2010	1N5402M-20	SI DIODE		
△ D2011	1N5402M-20	SI DIODE		
△ D2012	1N5402M-20	SI DIODE		
△ D2013	1N5402M-20	SI DIODE		
D2015	1N4003S-T5	SI DIODE		
D2016	1N4003S-T5	SI DIODE		
D2017	1N4003S-T5	SI DIODE		
D2018	MTZJ33B-T2	Z DIODE		
D2020	MTZJ5.6B-T2	Z DIODE		
D2100	1N5402M-20	SI DIODE		
D2101	1N5402M-20	SI DIODE		
D2102	1N5402M-20	SI DIODE		
D2103	1N5402M-20	SI DIODE		
D2200	1N5402M-20	SI DIODE		
D2201	1N5402M-20	SI DIODE		
D2202	1N5402M-20	SI DIODE		
D2203	1N5402M-20	SI DIODE		
C1001	QEZ0818-478	E CAPA	4700uF	
C1001	QEZ0817-478	E CAPA	4700uF	DK1US, DK1UG, DK1UN, DK3US, DK3UW, DK3UN, DK15UN
C1002	QEZ0818-478	E CAPA	4700uF	DK3US, DK3UW, DK3UG, DK3UN, DK15UN
C1002	QEZ0817-478	E CAPA	4700uF	DK1US, DK1UG, DK1UN, DK3US, DK3UW, DK3UG, DK3UN, DK15UN
C1010	QETM1EM-338	E CAPACITOR	3300uF 25V M	DK1US, DK1UG, DK1UN, DK15UN
C1010	QETM1VM-228	E CAPACITOR	2200uF 35V M	DK3US, DK3UW, DK3UG, DK3UN
C1011	QETM1EM-338	E CAPACITOR	3300uF 25V M	DK1US, DK1UG, DK1UN, DK15UN
C1011	QETM1VM-228	E CAPACITOR	2200uF 35V M	DK3US, DK3UW, DK3UG, DK3UN
C1050	QETN1EM-476Z	E CAPACITOR	47uF 25V M	
C1051	QETN1EM-476Z	E CAPACITOR	47uF 25V M	
C1052	QETN1HM-106Z	E CAPACITOR	10uF 50V M	
C1080	QCBB1HK-471Y	C CAPACITOR	470pF 50V K	DK3US, DK3UW, DK3UG, DK3UN
C1081	QTE1V06-106Z	E CAPACITOR	10uF 35V	DK3US, DK3UW, DK3UG, DK3UN

△ Symbol No.	Part No.	Part Name	Description	Local	△ Symbol No.	Part No.	Part Name	Description	Local
				DK1US, DK1UW, DK1UG, DK1UN, DK15UN	C2100	QFZ0228-104Z	M CAPACITOR	0.1uF	
C1082	QDGB1HK-821Y	C CAPACITOR	820pF 50V K	DK1US, DK1UW, DK1UG, DK1UN, DK15UN	C2200	QFZ0227-104Z	M CAPACITOR	0.1uF	
C1082	QCBB1HK-471Y	C CAPACITOR	470pF 50V K	DK3US, DK3UW, DK3UG, DK3UN	R1001	QRE141J-104Y	C RESISTOR	100kΩ 1/4W J	
C1083	QTE1V06-106Z	E CAPACITOR	10uF 35V		R1002	QRE141J-104Y	C RESISTOR	100kΩ 1/4W J	
C1084	QDGB1HK-821Y	C CAPACITOR	820pF 50V K	DK1US, DK1UW, DK1UG, DK1UN, DK15UN	R1010	QRE141J-104Y	C RESISTOR	100kΩ 1/4W J	
C1084	QCBB1HK-471Y	C CAPACITOR	470pF 50V K	DK3US, DK3UW, DK3UG, DK3UN	R1011	QRE141J-104Y	C RESISTOR	100kΩ 1/4W J	
C1085	QTE1V06-106Z	E CAPACITOR	10uF 35V		R1030	QRE141J-823Y	C RESISTOR	82kΩ 1/4W J	
C1090	QETN1CM-107Z	E CAPACITOR	100uF 16V M		R1031	QRE141J-823Y	C RESISTOR	82kΩ 1/4W J	
C1091	QFZ0212-104Z	M CAPACITOR	0.1uF		R1033	QRE141J-472Y	C RESISTOR	4.7kΩ 1/4W J	
C1092	QFZ0212-104Z	M CAPACITOR	0.1uF		R1034	QRE141J-472Y	C RESISTOR	4.7kΩ 1/4W J	
C1120	QCSB1HK-4R7Y	C CAPACITOR	4.7pF 50V K		R1035	QRE141J-472Y	C RESISTOR	4.7kΩ 1/4W J	
C1122	QFLC1HJ-473Z	M CAPACITOR	0.047uF 50V J		R1036	QRE141J-472Y	C RESISTOR	4.7kΩ 1/4W J	
C1123	QFLC1HJ-473Z	M CAPACITOR	0.047uF 50V J		△ R1037	QRL01DJ-471X	OMF RESISTOR	470Ω 1W J	
C1124	QCBB1HK-221Y	C CAPACITOR	220pF 50V K		△ R1038	QRL01DJ-471X	OMF RESISTOR	470Ω 1W J	
C1140	QCSB1HK-4R7Y	C CAPACITOR	4.7pF 50V K		R1040	QRE141J-153Y	C RESISTOR	15kΩ 1/4W J	DK3US, DK3UW, DK3UG, DK3UN
C1142	QFLC1HJ-473Z	M CAPACITOR	0.047uF 50V J		R1041	QRE141J-272Y	C RESISTOR	2.7kΩ 1/4W J	DK3US, DK3UW, DK3UG, DK3UN
C1143	QFLC1HJ-473Z	M CAPACITOR	0.047uF 50V J		R1042	QRE141J-272Y	C RESISTOR	2.7kΩ 1/4W J	
C1144	QCBB1HK-221Y	C CAPACITOR	220pF 50V K		R1043	QRE141J-153Y	C RESISTOR	15kΩ 1/4W J	
C1160	QETN1JM-476Z	E CAPACITOR	47uF 63V M		R1044	QRE141J-272Y	C RESISTOR	2.7kΩ 1/4W J	
C1161	QETN1JM-476Z	E CAPACITOR	47uF 63V M		R1045	QRE141J-153Y	C RESISTOR	15kΩ 1/4W J	
C1162	QETN1JM-476Z	E CAPACITOR	47uF 63V M	DK3US, DK3UW, DK3UG, DK3UN	R1050	QRE141J-103Y	C RESISTOR	10kΩ 1/4W J	
C1180	QCSB1HK-4R7Y	C CAPACITOR	4.7pF 50V K	DK3US, DK3UW, DK3UG, DK3UN	R1051	QRE141J-104Y	C RESISTOR	100kΩ 1/4W J	
C1182	QFLC1HJ-473Z	M CAPACITOR	0.047uF 50V J	DK3US, DK3UW, DK3UG, DK3UN	R1052	QRE141J-104Y	C RESISTOR	100kΩ 1/4W J	
C1183	QFLC1HJ-473Z	M CAPACITOR	0.047uF 50V J	DK3US, DK3UW, DK3UG, DK3UN	R1053	QRE141J-103Y	C RESISTOR	10kΩ 1/4W J	
C1184	QCBB1HK-221Y	C CAPACITOR	220pF 50V K	DK3US, DK3UW, DK3UG, DK3UN	R1054	QRE141J-104Y	C RESISTOR	100kΩ 1/4W J	
C1190	QETN1HM-105Z	E CAPACITOR	1uF 50V M		R1055	QRE141J-103Y	C RESISTOR	10kΩ 1/4W J	
C1221	QETM1EM-688	E CAPACITOR	6800uF 25V M		R1070	QRE141J-222Y	C RESISTOR	2.2kΩ 1/4W J	DK3US, DK3UW, DK3UG, DK3UN
C1222	QETM1CM-688	E CAPACITOR	6800uF 16V M		R1080	QRE141J-102Y	C RESISTOR	1kΩ 1/4W J	DK3US, DK3UW, DK3UG, DK3UN
C1225	QCBB1HK-103Y	C CAPACITOR	0.01uF 50V K		R1081	QRE141J-563Y	C RESISTOR	56kΩ 1/4W J	DK3US, DK3UW, DK3UG, DK3UN
C1226	QCBB1HK-221Y	C CAPACITOR	220pF 50V K		R1082	QRE141J-102Y	C RESISTOR	1kΩ 1/4W J	
C1260	QETN1HM-106Z	E CAPACITOR	10uF 50V M		R1083	QRE141J-563Y	C RESISTOR	56kΩ 1/4W J	
C1261	QETN1CM-227Z	E CAPACITOR	220uF 16V M		R1084	QRE141J-563Y	C RESISTOR	56kΩ 1/4W J	
C1270	QETN1HM-106Z	E CAPACITOR	10uF 50V M		R1085	QRE141J-102Y	C RESISTOR	1kΩ 1/4W J	
C1271	QETN1HM-106Z	E CAPACITOR	10uF 50V M		R1090	QRE141J-104Y	C RESISTOR	100kΩ 1/4W J	
C1280	QETN1HM-106Z	E CAPACITOR	10uF 50V M		R1091	QRE141J-103Y	C RESISTOR	10kΩ 1/4W J	
C1281	QETN1HM-106Z	E CAPACITOR	10uF 50V M		R1092	QRE141J-103Y	C RESISTOR	10kΩ 1/4W J	
C1290	QETN1HM-106Z	E CAPACITOR	10uF 50V M		R1093	QRE141J-103Y	C RESISTOR	10kΩ 1/4W J	
C1291	QETN1HM-106Z	E CAPACITOR	10uF 50V M		R1094	QRE141J-103Y	C RESISTOR	10kΩ 1/4W J	
C1295	QETN1HM-106Z	E CAPACITOR	10uF 50V M	DK3US, DK3UW, DK3UG, DK3UN	△ R1095	QRJ146J-470X	UNF C RESISTOR	47Ω 1/4W J	
C1296	QETN1HM-106Z	E CAPACITOR	10uF 50V M	DK3US, DK3UW, DK3UG, DK3UN	△ R1096	QRJ146J-470X	UNF C RESISTOR	47Ω 1/4W J	
C2010	QETN1JM-107Z	E CAPACITOR	100uF 63V M		R1097	QRE141J-222Y	C RESISTOR	2.2kΩ 1/4W J	
C2011	QETN2AM-476Z	E CAPACITOR	47uF 100V M		R1100	QRE141J-682Y	C RESISTOR	6.8kΩ 1/4W J	
C2012	QETN1HM-226Z	E CAPACITOR	22uF 50V M		R1101	QRE141J-682Y	C RESISTOR	6.8kΩ 1/4W J	
C2013	QETN1HM-226Z	E CAPACITOR	22uF 50V M		R1102	QRE141J-682Y	C RESISTOR	6.8kΩ 1/4W J	
C2014	QCBB1HK-103Y	C CAPACITOR	0.01uF 50V K		R1103	QRE141J-682Y	C RESISTOR	6.8kΩ 1/4W J	
C2015	QETN1HM-106Z	E CAPACITOR	10uF 50V M		△ R1104	QRJ146J-100X	UNF C RESISTOR	10Ω 1/4W J	
C2019	QFLC1HJ-104Z	M CAPACITOR	0.1uF 50V J		△ R1120	QRZ0224-R22	EMIT RESISTOR	0.22Ω	
△ C2020	QFZ0227-104Z	M CAPACITOR	0.1uF		R1121	QRE141J-563Y	C RESISTOR	56kΩ 1/4W J	
					R1122	QRE141J-202Y	C RESISTOR	2kΩ 1/4W J	
					R1123	QRE141J-202Y	C RESISTOR	2kΩ 1/4W J	
					R1124	QRE141J-102Y	C RESISTOR	1kΩ 1/4W J	
					△ R1125	QRJ146J-100X	UNF C RESISTOR	10Ω 1/4W J	
					R1126	QRJ146J-100X	UNF C RESISTOR	10Ω 1/4W J	
					R1127	QRE141J-562Y	C RESISTOR	5.6kΩ 1/4W J	
					R1128	QRE141J-473Y	C RESISTOR	47kΩ 1/4W J	
					R1129	QRE141J-104Y	C RESISTOR	100kΩ 1/4W J	
					△ R1140	QRZ0224-R22	EMIT RESISTOR	0.22Ω	
					R1141	QRE141J-563Y	C RESISTOR	56kΩ 1/4W J	
					R1142	QRE141J-202Y	C RESISTOR	2kΩ 1/4W J	
					R1143	QRE141J-202Y	C RESISTOR	2kΩ 1/4W J	
					R1144	QRE141J-102Y	C RESISTOR	1kΩ 1/4W J	
					△ R1145	QRJ146J-100X	UNF C RESISTOR	10Ω 1/4W J	
					△ R1146	QRJ146J-100X	UNF C RESISTOR	10Ω 1/4W J	
					R1147	QRE141J-562Y	C RESISTOR	5.6kΩ 1/4W J	
					R1148	QRE141J-473Y	C RESISTOR	47kΩ 1/4W J	
					R1149	QRE141J-104Y	C RESISTOR	100kΩ 1/4W J	
					R1160	QRE141J-333Y	C RESISTOR	33kΩ 1/4W J	

△ Symbol No.	Part No.	Part Name	Description	Local
△ R1161	QRJ146J-821X	UNF C RESISTOR	820Ω 1/4W J	DK1US, DK1UW, DK1UG, DK1UN, DK15UN
△ R1161	QRJ146J-122X	UNF C RESISTOR	1.2kΩ 1/4W J	DK3US, DK3UW, DK3UG, DK3UN
△ R1162	QRJ146J-821X	UNF C RESISTOR	820Ω 1/4W J	DK1US, DK1UW, DK1UG, DK1UN, DK15UN
△ R1162	QRJ146J-122X	UNF C RESISTOR	1.2kΩ 1/4W J	DK3US, DK3UW, DK3UG, DK3UN
△ R1163	QRJ146J-122X	UNF C RESISTOR	1.2kΩ 1/4W J	DK3US, DK3UW, DK3UG, DK3UN
△ R1180	QRZ0224-R22	EMIT RESISTOR	0.22Ω	DK3US, DK3UW, DK3UG, DK3UN
R1181	QRE141J-563Y	C RESISTOR	56kΩ 1/4W J	DK3US, DK3UW, DK3UG, DK3UN
R1182	QRE141J-202Y	C RESISTOR	2kΩ 1/4W J	DK3US, DK3UW, DK3UG, DK3UN
R1183	QRE141J-202Y	C RESISTOR	2kΩ 1/4W J	DK3US, DK3UW, DK3UG, DK3UN
R1184	QRE141J-102Y	C RESISTOR	1kΩ 1/4W J	DK3US, DK3UW, DK3UG, DK3UN
R1185	QRJ146J-100X	UNF C RESISTOR	10Ω 1/4W J	DK3US, DK3UW, DK3UG, DK3UN
△ R1186	QRJ146J-100X	UNF C RESISTOR	10Ω 1/4W J	DK3US, DK3UW, DK3UG, DK3UN
R1187	QRE141J-562Y	C RESISTOR	5.6kΩ 1/4W J	DK3US, DK3UW, DK3UG, DK3UN
R1188	QRE141J-473Y	C RESISTOR	47kΩ 1/4W J	DK3US, DK3UW, DK3UG, DK3UN
R1189	QRE141J-104Y	C RESISTOR	100kΩ 1/4W J	DK3US, DK3UW, DK3UG, DK3UN
R1221	QRE141J-102Y	C RESISTOR	1kΩ 1/4W J	
R1222	QRE141J-102Y	C RESISTOR	1kΩ 1/4W J	
R1223	QRE141J-102Y	C RESISTOR	1kΩ 1/4W J	
R1224	QRE141J-681Y	C RESISTOR	680Ω 1/4W J	
R1225	QRE141J-472Y	C RESISTOR	4.7kΩ 1/4W J	
R1226	QRE141J-272Y	C RESISTOR	2.7kΩ 1/4W J	
R1227	QRE141J-681Y	C RESISTOR	680Ω 1/4W J	
R1295	QRE141J-102Y	C RESISTOR	1kΩ 1/4W J	DK3US, DK3UW, DK3UG, DK3UN
△ R2010	QRJ146J-4R7X	UNF C RESISTOR	4.7Ω 1/4W J	
R2011	QRE141J-333Y	C RESISTOR	33kΩ 1/4W J	
R2012	QRE141J-103Y	C RESISTOR	10kΩ 1/4W J	
R2016	QRE141J-333Y	C RESISTOR	33kΩ 1/4W J	
△ R2017	QRJ146J-470X	UNF C RESISTOR	47Ω 1/4W J	
△ R2018	QRJ146J-470X	UNF C RESISTOR	47Ω 1/4W J	
L1120	QQLZ035-R39	COIL	0.39uH	
L1140	QQLZ035-R39	COIL	0.39uH	

△ Symbol No.	Part No.	Part Name	Description	Local
L1180	QQLZ035-R39	COIL	0.39uH	DK3US, DK3UW, DK3UG, DK3UN
CN103	QGD2504C1-03Z	CONNECTOR	(1-3)	
CN110	QGB2510J1-05	CONNECTOR	B-B (1-5)	
CN119	QGA3901F1-08	CONNECTOR	W-B (1-8)	
CN120	QGB2510J1-07	CONNECTOR	B-B (1-7)	
CN130	QGB2510J1-08	CONNECTOR	B-B (1-8)	
CN140	QGD2504C1-03Z	CONNECTOR	(1-3)	
CN160	QGB2510K1-05	CONNECTOR	B-B (1-5)	
CN210	QGD2503F1-06	CONNECTOR	(1-6)	DK3US, DK3UW, DK3UG, DK3UN
CN250	QGA7901F2-02	CONNECTOR	W-B (1-2)	
EP119	QNZ0136-001Z	EARTH PLATE		
EP120	E409182-001SM	GRAND TERMINAL		
EP121	GV40327-002A	IC BRD.HOLDER	EP 651	
FT111	QNG0003-001Z	FUSE CLIP		
FT112	QNG0003-001Z	FUSE CLIP		
FT131	QNG0003-001Z	FUSE CLIP		
FT132	QNG0003-001Z	FUSE CLIP		
FT151	QNG0003-001Z	FUSE CLIP		
FT152	QNG0003-001Z	FUSE CLIP		
FT511	QNG0003-001Z	FUSE CLIP		
FT512	QNG0003-001Z	FUSE CLIP		
FT521	QNG0003-001Z	FUSE CLIP		
FT522	QNG0003-001Z	FUSE CLIP		
FT531	QNG0003-001Z	FUSE CLIP		
FT532	QNG0003-001Z	FUSE CLIP		
FW100	QJK015-083324-E	WIRE		
FW150	QUM156-17DGZ4-E	FLAT WIRE		DK3US, DK3UW, DK3UG, DK3UN
FW160	QUM156-14DGZ4-E	FLAT WIRE		
FW170	QUM154-14DGZ4-E	FLAT WIRE		
J100	QNB0181-001	SPK.TERMINAL		DK1US, DK1UW, DK1UG, DK1UN, DK15UN
J100	QNB0298-001	SPK.TERMINAL		DK3US, DK3UW, DK3UG, DK3UN
J210	QNB0285-001	SPK TERMINAL		DK3US, DK3UW, DK3UG, DK3UN
J220	QNN0420-001	SURROUND JACK		DK3US, DK3UW, DK3UG, DK3UN
RY110	QSK0127-001	RELAY		DK3US, DK3UW, DK3UG, DK3UN
RY120	QSK0127-001	RELAY		
S500	QSW0812-001	VOLTAGE SWITCH		

Input board

Block No. [0][2]

△ Symbol No.	Part No.	Part Name	Description	Local
IC300	SN74AHCT08NS-X	IC		
IC305	LB1641	IC		
IC325	KIA278R05PI	IC		
IC350	UPD78F0547GC	IC		
IC400	KIA4558F-X	IC		DK3US, DK3UW, DK3UG, DK3UN

△ Symbol No.	Part No.	Part Name	Description	Local	△ Symbol No.	Part No.	Part Name	Description	Local
IC410	NJM4565E-X	IC		DK1US, DK1UG, DK1UN, DK3US, DK3UG, DK3UN, DK15UN	D4000	1SS133-T2	SI DIODE		DK3US, DK3UW, DK3UG, DK3UN
IC410	KIA4558F-X	IC		DK1UW, DK3UW, DK3US, DK3UG, DK3UN	D4001	1SS133-T2	SI DIODE		DK3US, DK3UW, DK3UG, DK3UN
IC430	KIA4558F-X	IC		DK3US, DK3UW, DK3UG, DK3UN	D5300	1SS133-T2	SI DIODE		
IC430	KIA4558F-X	IC		DK3US, DK3UW, DK3UG, DK3UN	D5850	MTZJ3.9B-T2	Z DIODE		DK3US, DK3UW, DK3UG, DK3UN
IC450	KIA4558F-X	IC		DK3US, DK3UW, DK3UG, DK3UN	D6850	1SS133-T2	SI DIODE		
IC450	KIA4558F-X	IC		DK3US, DK3UW, DK3UG, DK3UN	D6851	1SS133-T2	SI DIODE		
IC470	R2S15904SP-X	IC			C3000	NCB31HK-103X	C CAPACITOR	0.01uF 50V K	
IC473	KTC812T-X	IC			C3050	NCB31HK-103X	C CAPACITOR	0.01uF 50V K	
IC560	NJM4565E-X	IC		DK1US, DK1UG, DK1UN, DK3US, DK3UG, DK3UN, DK15UN	C3051	NCB31CK-104X	C CAPACITOR	0.1uF 16V K	
IC560	KIA4558F-X	IC		DK1UW, DK3UW, DK3US, DK3UG, DK3UN	C3052	QETN1CM-107Z	E CAPACITOR	100uF 16V M	
IC580	NJM4565E-X	IC		DK1UW, DK3UW, DK3US, DK3UG, DK3UN	C3053	NCB31HK-103X	C CAPACITOR	0.01uF 50V K	
IC580	KIA4558F-X	IC		DK1UW, DK3UW, DK3US, DK3UG, DK3UN	C3100	QETN1CM-107Z	E CAPACITOR	100uF 16V M	
IC600	KTC812T-X	IC		DK1UW, DK3UW, DK3US, DK3UG, DK3UN	C3101	NCB31HK-103X	C CAPACITOR	0.01uF 50V K	
IC700	BH7868FS-X	IC		DK1UW, DK3UW, DK3US, DK3UG, DK3UN	C3102	NCB31HK-103X	C CAPACITOR	0.01uF 50V K	
Q3100	KRA102S-X	DIGI TRANSISTOR			C3103	QETN1HM-475Z	E CAPACITOR	4.7uF 50V M	
Q3101	KRC102S-X	DIGI TRANSISTOR			C3250	QETN1HM-106Z	E CAPACITOR	10uF 50V M	
Q3300	KTC3203/OY/-T	TRANSISTOR		DK3US, DK3UW, DK3UG, DK3UN	C3251	QETN1EM-477Z	E CAPACITOR	470uF 25V M	
Q4000	KTC2875-X	CHIP TR.		DK3US, DK3UW, DK3UG, DK3UN	C3300	QETN1EM-476Z	E CAPACITOR	47uF 25V M	
Q4001	KRA104S-X	DIGI TRANSISTOR		DK3US, DK3UW, DK3UG, DK3UN	C3500	NDC31HJ-270X	C CAPACITOR	27pF 50V J	
Q4080	KRA104S-X	DIGI TRANSISTOR			C3501	NDC31HJ-270X	C CAPACITOR	27pF 50V J	
Q4081	KTC2875-X	CHIP TR.			C3502	QETN1HM-474Z	E CAPACITOR	0.47uF 50V M	
Q4730	KRA104S-X	DIGI TRANSISTOR			C3503	QETN1CM-107Z	E CAPACITOR	100uF 16V M	
Q5400	KTC3875/YG/-X	TRANSISTOR			C4000	QETN1HM-475Z	E CAPACITOR	4.7uF 50V M	DK3US, DK3UW, DK3UG, DK3UN
Q5401	KTC3875/YG/-X	TRANSISTOR			C4001	QFLC1HJ-103Z	M CAPACITOR	0.01uF 50V J	DK3US, DK3UW, DK3UG, DK3UN
Q5402	KTC3875/YG/-X	TRANSISTOR			C4002	QFVF1HJ-274Z	MF CAPACITOR	0.27uF 50V J	DK3US, DK3UW, DK3UG, DK3UN
Q5500	KTC3875/YG/-X	TRANSISTOR			C4004	QTE1V06-106Z	E CAPACITOR	10uF 35V	DK3US, DK3UW, DK3UG, DK3UN
Q5501	KTC3875/YG/-X	TRANSISTOR			C4005	QFLC1HJ-153Z	M CAPACITOR	0.015uF 50V J	DK3US, DK3UW, DK3UG, DK3UN
Q5502	KTC3875/YG/-X	TRANSISTOR			C4006	QETN1HM-106Z	E CAPACITOR	10uF 50V M	DK3US, DK3UW, DK3UG, DK3UN
Q5850	KTC3875/YG/-X	TRANSISTOR		DK3US, DK3UW, DK3UG, DK3UN	C4050	QTE1V28-107Z	E CAPACITOR	100uF 35V	DK1US, DK1UW, DK1UN, DK15UN
Q5851	KTC3875/YG/-X	TRANSISTOR			C4050	QETN1EM-337Z	E CAPACITOR	330uF 25V M	DK1UG, DK3US, DK3UW, DK3UG, DK3UN
Q5852	KTC3875/YG/-X	TRANSISTOR		DK3US, DK3UW, DK3UG, DK3UN	C4050	QETN1EM-107Z	E CAPACITOR	100uF 25V M	DK1UG, DK3US, DK3UW, DK3UG, DK3UN
Q5853	KTC3875/YG/-X	TRANSISTOR			C4080	QETN1HM-106Z	E CAPACITOR	10uF 50V M	
Q6000	KRA104S-X	DIGI TRANSISTOR			C4081	NCB31EK-683X	C CAPACITOR	0.068uF 25V K	
Q6111	KTC2875-X	CHIP TR.		DK3US, DK3UW, DK3UG, DK3UN	C4082	QETN1HM-226Z	E CAPACITOR	22uF 50V M	
D3050	MTZJ5.6B-T2	Z DIODE			C4100	QETN1HM-226Z	E CAPACITOR	22uF 50V M	
D3100	MTZJ2.2A-T2	S.B. DIODE			C4101	QETN1HM-106Z	E CAPACITOR	10uF 50V M	
D3101	1SS133-T2	SI DIODE			C4200	QETN1HM-226Z	E CAPACITOR	22uF 50V M	
D3250	MTZJ5.6C-T2	Z DIODE			C4201	QETN1HM-106Z	E CAPACITOR	10uF 50V M	
D3251	1N4003S-T5	SI DIODE			C4301	NDC31HJ-100X	C CAPACITOR	10pF 50V J	DK3US, DK3UW, DK3UG, DK3UN
D3252	1N4003S-T5	SI DIODE			C4401	NDC31HJ-100X	C CAPACITOR	10pF 50V J	DK3US, DK3UW, DK3UG, DK3UN
D3253	1N4003S-T5	SI DIODE							
D3300	MTZJ5.1B-T2	Z DIODE							

△ Symbol No.	Part No.	Part Name	Description	Local	△ Symbol No.	Part No.	Part Name	Description	Local
C4501	QFVF1HJ-224Z	MF CAPACITOR	0.22uF 50V J	DK3US, DK3UW, DK3UG, DK3UN	C4834	QETN1JM-476Z	E CAPACITOR	47uF 63V M	DK1US, DK1UW, DK1UG, DK1UN, DK15UN
C4502	QFLC1HJ-273Z	M CAPACITOR	0.027uF 50V J	DK3US, DK3UW, DK3UG, DK3UN	C4834	QTE1H28-106Z	E CAPACITOR	10uF 50V	DK3US, DK3UW, DK3UG, DK3UN
C4601	QFVF1HJ-224Z	MF CAPACITOR	0.22uF 50V J	DK3US, DK3UW, DK3UG, DK3UN	C4835 C4836	NDC31HJ-331X QETN1JM-476Z	C CAPACITOR E CAPACITOR	330pF 50V J 47uF 63V M	DK3US, DK3UW, DK3UG, DK3UN
C4602	QFLC1HJ-273Z	M CAPACITOR	0.027uF 50V J	DK3US, DK3UW, DK3UG, DK3UN	C5200	QTE1V06-106Z	E CAPACITOR	10uF 35V	DK3US, DK3UW, DK3UG, DK3UN
C4701	QETN1HM-225Z	E CAPACITOR	2.2uF 50V M		C5300	QETN1HM-475Z	E CAPACITOR	4.7uF 50V M	
C4702	QETN1HM-106Z	E CAPACITOR	10uF 50V M		C5301	QETN1HM-105Z	E CAPACITOR	1uF 50V M	
C4703	QETN1HM-106Z	E CAPACITOR	10uF 50V M		C5601	QFLC1HJ-104Z	M CAPACITOR	0.1uF 50V J	
C4705	QETN1JM-476Z	E CAPACITOR	47uF 63V M		C5602	QETN1JM-476Z	E CAPACITOR	47uF 63V M	
C4707	QFLC1HJ-473Z	M CAPACITOR	0.047uF 50V J		C5701	QFLC1HJ-104Z	M CAPACITOR	0.1uF 50V J	
					C5702	QETN1JM-476Z	E CAPACITOR	47uF 63V M	
C4708	QFG32AJ-332Z	M CAPACITOR	3300pF 100V J	DK1US, DK1UW, DK1UG, DK1UN, DK15UN	C5801	QFVF1HJ-124Z	MF CAPACITOR	0.12uF 50V J	DK3US, DK3UW, DK3UG, DK3UN
C4708	QFLC1HJ-103Z	M CAPACITOR	0.01uF 50V J	DK3US, DK3UW, DK3UG, DK3UN	C5802	QFLC1HJ-153Z	M CAPACITOR	0.015uF 50V J	DK3US, DK3UW, DK3UG, DK3UN
C4709	QFLC1HJ-104Z	M CAPACITOR	0.1uF 50V J		C6000	QETN1HM-106Z	E CAPACITOR	10uF 50V M	
C4710	QTE1V06-106Z	E CAPACITOR	10uF 35V	DK1US, DK1UW, DK1UG, DK1UN, DK15UN	C6850	NCB31HK-222X	C CAPACITOR	2200pF 50V K	
				DK3US, DK3UW, DK3UG, DK3UN	C7000	QETN0JM-477Z	E CAPACITOR	470uF 6.3V M	
C4710	QTE1H06-475Z	E CAPACITOR	4.7uF 50V		C7001	NCB31HK-103X	C CAPACITOR	0.01uF 50V K	
C4711	QETN1HM-105Z	E CAPACITOR	1uF 50V M		C7002	NCB31HK-103X	C CAPACITOR	0.01uF 50V K	
C4722	QETN1CM-107Z	E CAPACITOR	100uF 16V M		C7003	QETN1EM-476Z	E CAPACITOR	47uF 25V M	
C4723	QETN1JM-476Z	E CAPACITOR	47uF 63V M		C7005	QETN1HM-226Z	E CAPACITOR	22uF 50V M	
C4730	QETN1HM-105Z	E CAPACITOR	1uF 50V M		C7009	NCB31HK-103X	C CAPACITOR	0.01uF 50V K	
					C7500	QETN0JM-477Z	E CAPACITOR	470uF 6.3V M	
C4734	QETN1JM-476Z	E CAPACITOR	47uF 63V M	DK1US, DK1UW, DK1UG, DK1UN, DK15UN	C7501	NCB31HK-103X	C CAPACITOR	0.01uF 50V K	
				DK3US, DK3UW, DK3UG, DK3UN	C7502	QETN0JM-477Z	E CAPACITOR	470uF 6.3V M	
C4734	QTE1H28-106Z	E CAPACITOR	10uF 50V		R3000	NRSA63J-331X	MG RESISTOR	330Ω 1/16W J	
C4735	NDC31HJ-331X	C CAPACITOR	330pF 50V J		R3002	NRSA63J-222X	MG RESISTOR	2.2kΩ 1/16W J	
C4736	QETN1JM-476Z	E CAPACITOR	47uF 63V M		R3003	NRSA63J-222X	MG RESISTOR	2.2kΩ 1/16W J	
C4801	QETN1HM-225Z	E CAPACITOR	2.2uF 50V M		R3004	NRSA63J-222X	MG RESISTOR	2.2kΩ 1/16W J	
C4802	QETN1HM-106Z	E CAPACITOR	10uF 50V M		R3005	NRSA63J-102X	MG RESISTOR	1kΩ 1/16W J	
C4803	QETN1HM-106Z	E CAPACITOR	10uF 50V M		R3006	NRSA63J-102X	MG RESISTOR	1kΩ 1/16W J	
C4805	QETN1JM-476Z	E CAPACITOR	47uF 63V M		R3007	NRSA63J-102X	MG RESISTOR	1kΩ 1/16W J	
C4807	QFLC1HJ-473Z	M CAPACITOR	0.047uF 50V J		R3100	NRSA63J-102X	MG RESISTOR	1kΩ 1/16W J	
					R3101	NRSA63J-103X	MG RESISTOR	10kΩ 1/16W J	
C4808	QFG32AJ-332Z	M CAPACITOR	3300pF 100V J	DK1US, DK1UW, DK1UG, DK1UN, DK15UN	R3102	NRSA63J-103X	MG RESISTOR	10kΩ 1/16W J	
				DK3US, DK3UW, DK3UG, DK3UN	R3103	NRSA63J-103X	MG RESISTOR	10kΩ 1/16W J	
C4808	QFLC1HJ-103Z	M CAPACITOR	0.01uF 50V J		R3300	NRSA63J-102X	MG RESISTOR	1kΩ 1/16W J	DK3US, DK3UW, DK3UG, DK3UN
C4809	QFLC1HJ-104Z	M CAPACITOR	0.1uF 50V J						DK3US, DK3UW, DK3UG, DK3UN
C4810	QTE1V06-106Z	E CAPACITOR	10uF 35V	DK1US, DK1UW, DK1UG, DK1UN, DK15UN	R3301	NRSA63J-103X	MG RESISTOR	10kΩ 1/16W J	DK3US, DK3UW, DK3UG, DK3UN
				DK3US, DK3UW, DK3UG, DK3UN					
C4810	QTE1H06-475Z	E CAPACITOR	4.7uF 50V		R3302	NRSA63J-473X	MG RESISTOR	47kΩ 1/16W J	
C4811	QETN1HM-105Z	E CAPACITOR	1uF 50V M		R3350	NRSA63J-912X	MG RESISTOR	9.1kΩ 1/16W J	
					R3351	NRSA63J-203X	MG RESISTOR	20kΩ 1/16W J	
					R3450	NRSA63J-912X	MG RESISTOR	9.1kΩ 1/16W J	
					R3451	NRSA63J-203X	MG RESISTOR	20kΩ 1/16W J	
					R3500	NRSA63J-102X	MG RESISTOR	1kΩ 1/16W J	
					R3505	NRSA63J-102X	MG RESISTOR	1kΩ 1/16W J	
					R3507	NRSA63J-102X	MG RESISTOR	1kΩ 1/16W J	
					R3508	NRSA63J-102X	MG RESISTOR	1kΩ 1/16W J	
					R3511	NRSA63J-102X	MG RESISTOR	1kΩ 1/16W J	
					R3512	NRSA63J-201X	MG RESISTOR	200Ω 1/16W J	
					R3513	NRSA63J-102X	MG RESISTOR	1kΩ 1/16W J	
					R3514	NRSA63J-102X	MG RESISTOR	1kΩ 1/16W J	
					R3519	NRSA63J-102X	MG RESISTOR	1kΩ 1/16W J	
					R3520	NRSA63J-102X	MG RESISTOR	1kΩ 1/16W J	
					R3521	NRSA63J-102X	MG RESISTOR	1kΩ 1/16W J	
					R3522	NRSA63J-102X	MG RESISTOR	1kΩ 1/16W J	
					R3523	NRSA63J-102X	MG RESISTOR	1kΩ 1/16W J	

△ Symbol No.	Part No.	Part Name	Description	Local	△ Symbol No.	Part No.	Part Name	Description	Local
R3524	NRSA63J-102X	MG RESISTOR	1kΩ 1/16W J	DK3US, DK3UW, DK3UG, DK3UN	R4006	NRSA63J-104X	MG RESISTOR	100kΩ 1/16W J	DK3US, DK3UW, DK3UG, DK3UN
R3525	NRSA63J-102X	MG RESISTOR	1kΩ 1/16W J		R4007	NRSA63J-104X	MG RESISTOR	100kΩ 1/16W J	DK3US, DK3UW, DK3UG, DK3UN
R3526	NRSA63J-102X	MG RESISTOR	1kΩ 1/16W J		R4008	NRSA63J-104X	MG RESISTOR	100kΩ 1/16W J	DK3US, DK3UW, DK3UG, DK3UN
R3529	NRSA63J-102X	MG RESISTOR	1kΩ 1/16W J		R4009	NRSA63J-332X	MG RESISTOR	3.3kΩ 1/16W J	DK3US, DK3UW, DK3UG, DK3UN
R3530	NRSA63J-102X	MG RESISTOR	1kΩ 1/16W J		R4010	NRSA63J-102X	MG RESISTOR	1kΩ 1/16W J	DK3US, DK3UW, DK3UG, DK3UN
R3531	NRSA63J-102X	MG RESISTOR	1kΩ 1/16W J		R4011	NRSA63J-563X	MG RESISTOR	56kΩ 1/16W J	DK3US, DK3UW, DK3UG, DK3UN
R3532	NRSA63J-102X	MG RESISTOR	1kΩ 1/16W J		R4050	NRSA63J-102X	MG RESISTOR	1kΩ 1/16W J	
R3533	NRSA63J-102X	MG RESISTOR	1kΩ 1/16W J		R4051	NRSA63J-122X	MG RESISTOR	1.2kΩ 1/16W J	
R3534	NRSA63J-122X	MG RESISTOR	1.2kΩ 1/16W J		R4080	NRSA63J-102X	MG RESISTOR	1kΩ 1/16W J	
R3535	NRSA63J-102X	MG RESISTOR	1kΩ 1/16W J		R4081	NRSA63J-103X	MG RESISTOR	10kΩ 1/16W J	
R3536	NRSA63J-122X	MG RESISTOR	1.2kΩ 1/16W J		R4082	NRSA63J-104X	MG RESISTOR	100kΩ 1/16W J	
R3537	NRSA63J-102X	MG RESISTOR	1kΩ 1/16W J		R4083	NRSA63J-102X	MG RESISTOR	1kΩ 1/16W J	
R3538	NRSA63J-102X	MG RESISTOR	1kΩ 1/16W J		R4101	NRSA63J-912X	MG RESISTOR	9.1kΩ 1/16W J	
R3539	NRSA63J-102X	MG RESISTOR	1kΩ 1/16W J		R4102	NRSA63J-103X	MG RESISTOR	10kΩ 1/16W J	
R3540	NRSA63J-102X	MG RESISTOR	1kΩ 1/16W J		R4103	NRSA63J-103X	MG RESISTOR	10kΩ 1/16W J	
R3541	NRSA63J-102X	MG RESISTOR	1kΩ 1/16W J		R4104	NRSA63J-103X	MG RESISTOR	10kΩ 1/16W J	
R3542	NRSA63J-102X	MG RESISTOR	1kΩ 1/16W J		R4105	NRSA63J-332X	MG RESISTOR	3.3kΩ 1/16W J	DK3US, DK3UW, DK3UG, DK3UN
R3543	NRSA63J-102X	MG RESISTOR	1kΩ 1/16W J		R4201	NRSA63J-912X	MG RESISTOR	9.1kΩ 1/16W J	
R3544	NRSA63J-102X	MG RESISTOR	1kΩ 1/16W J		R4202	NRSA63J-103X	MG RESISTOR	10kΩ 1/16W J	
R3545	NRSA63J-102X	MG RESISTOR	1kΩ 1/16W J		R4203	NRSA63J-103X	MG RESISTOR	10kΩ 1/16W J	
R3546	NRSA63J-102X	MG RESISTOR	1kΩ 1/16W J		R4204	NRSA63J-103X	MG RESISTOR	10kΩ 1/16W J	
R3547	NRSA63J-102X	MG RESISTOR	1kΩ 1/16W J		R4205	NRSA63J-332X	MG RESISTOR	3.3kΩ 1/16W J	DK3US, DK3UW, DK3UG, DK3UN
R3550	NRSA63J-102X	MG RESISTOR	1kΩ 1/16W J		R4300	NRSA63J-203X	MG RESISTOR	20kΩ 1/16W J	DK3US, DK3UW, DK3UG, DK3UN
R3551	NRSA63J-102X	MG RESISTOR	1kΩ 1/16W J		R4301	QRE141J-203Y	C RESISTOR	20kΩ 1/4W J	DK3US, DK3UW, DK3UG, DK3UN
R3552	NRSA63J-102X	MG RESISTOR	1kΩ 1/16W J		R4302	QRE141J-203Y	C RESISTOR	20kΩ 1/4W J	DK3US, DK3UW, DK3UG, DK3UN
R3554	NRSA63J-102X	MG RESISTOR	1kΩ 1/16W J		R4303	NRSA63J-512X	MG RESISTOR	5.1kΩ 1/16W J	DK3US, DK3UW, DK3UG, DK3UN
R3555	NRSA63J-133X	MG RESISTOR	13kΩ 1/16W J		R4400	NRSA63J-203X	MG RESISTOR	20kΩ 1/16W J	DK3US, DK3UW, DK3UG, DK3UN
R3556	NRSA63J-102X	MG RESISTOR	1kΩ 1/16W J		R4401	QRE141J-203Y	C RESISTOR	20kΩ 1/4W J	DK3US, DK3UW, DK3UG, DK3UN
R3557	NRSA63J-103X	MG RESISTOR	10kΩ 1/16W J		R4402	QRE141J-203Y	C RESISTOR	20kΩ 1/4W J	DK3US, DK3UW, DK3UG, DK3UN
R3600	NRSA63J-222X	MG RESISTOR	2.2kΩ 1/16W J		R4403	NRSA63J-512X	MG RESISTOR	5.1kΩ 1/16W J	DK3US, DK3UW, DK3UG, DK3UN
R3601	NRSA63J-222X	MG RESISTOR	2.2kΩ 1/16W J		R4502	NRSA63J-223X	MG RESISTOR	22kΩ 1/16W J	DK3US, DK3UW, DK3UG, DK3UN
R3602	NRSA63J-222X	MG RESISTOR	2.2kΩ 1/16W J						
R3604	NRSA63J-103X	MG RESISTOR	10kΩ 1/16W J						
R3605	NRSA63J-103X	MG RESISTOR	10kΩ 1/16W J						
R3606	NRSA63J-103X	MG RESISTOR	10kΩ 1/16W J						
R3607	NRSA63J-103X	MG RESISTOR	10kΩ 1/16W J						
R3608	NRSA63J-103X	MG RESISTOR	10kΩ 1/16W J						
R3609	NRSA63J-103X	MG RESISTOR	10kΩ 1/16W J						
R3610	NRSA63J-103X	MG RESISTOR	10kΩ 1/16W J						
R3611	NRSA63J-103X	MG RESISTOR	10kΩ 1/16W J						
R3612	NRSA63J-103X	MG RESISTOR	10kΩ 1/16W J						
R3613	NRSA63J-103X	MG RESISTOR	10kΩ 1/16W J						
R3614	NRSA63J-103X	MG RESISTOR	10kΩ 1/16W J						
R3615	NRSA63J-103X	MG RESISTOR	10kΩ 1/16W J						
R3616	NRSA63J-103X	MG RESISTOR	10kΩ 1/16W J						
R3618	NRSA63J-103X	MG RESISTOR	10kΩ 1/16W J						
R3619	NRSA63J-103X	MG RESISTOR	10kΩ 1/16W J						
R3620	NRSA63J-103X	MG RESISTOR	10kΩ 1/16W J						
R3621	NRSA63J-103X	MG RESISTOR	10kΩ 1/16W J	DK3US, DK3UW, DK3UG, DK3UN					DK3US, DK3UW, DK3UG, DK3UN
R4000	NRSA63J-102X	MG RESISTOR	1kΩ 1/16W J	DK3US, DK3UW, DK3UG, DK3UN					DK3US, DK3UW, DK3UG, DK3UN
R4001	NRSA63J-303X	MG RESISTOR	30kΩ 1/16W J	DK3US, DK3UW, DK3UG, DK3UN					DK3US, DK3UW, DK3UG, DK3UN
R4002	NRSA63J-132X	MG RESISTOR	1.3kΩ 1/16W J	DK3US, DK3UW, DK3UG, DK3UN					DK3US, DK3UW, DK3UG, DK3UN
R4003	NRSA63J-273X	MG RESISTOR	27kΩ 1/16W J	DK3US, DK3UW, DK3UG, DK3UN					DK3US, DK3UW, DK3UG, DK3UN
R4004	NRSA63J-103X	MG RESISTOR	10kΩ 1/16W J	DK3US, DK3UW, DK3UG, DK3UN					DK3US, DK3UW, DK3UG, DK3UN
R4005	NRSA63J-184X	MG RESISTOR	180kΩ 1/16W J	DK3US, DK3UW, DK3UG, DK3UN					DK3US, DK3UW, DK3UG, DK3UN

△ Symbol No.	Part No.	Part Name	Description	Local	△ Symbol No.	Part No.	Part Name	Description	Local
R4503	NRSA63J-223X	MG RESISTOR	22kΩ 1/16W J	DK3US, DK3UW, DK3UG, DK3UN	R5504	NRSA63J-153X	MG RESISTOR	15kΩ 1/16W J	DK1US, DK1UW, DK1UG, DK1UN, DK15UN
R4602	NRSA63J-223X	MG RESISTOR	22kΩ 1/16W J	DK3US, DK3UW, DK3UG, DK3UN	R5504	NRSA63J-183X	MG RESISTOR	18kΩ 1/16W J	DK3US, DK3UW, DK3UG, DK3UN
R4603	NRSA63J-223X	MG RESISTOR	22kΩ 1/16W J	DK3US, DK3UW, DK3UG, DK3UN	R5600	NRSA63J-102X	MG RESISTOR	1kΩ 1/16W J	DK1US, DK1UW, DK1UG, DK1UN, DK15UN
R4700	NRSA63J-103X	MG RESISTOR	10kΩ 1/16W J	DK1US, DK1UW, DK1UG, DK1UN, DK15UN	R5600	NRSA63J-152X	MG RESISTOR	1.5kΩ 1/16W J	DK3US, DK3UW, DK3UG, DK3UN
R4700	NRSA63J-822X	MG RESISTOR	8.2kΩ 1/16W J	DK3US, DK3UW, DK3UG, DK3UN	R5601	NRSA63J-184X	MG RESISTOR	180kΩ 1/16W J	DK1US, DK1UW, DK1UG, DK1UN, DK15UN
R4720	NRSA63J-102X	MG RESISTOR	1kΩ 1/16W J		R5601	NRSA63J-124X	MG RESISTOR	120kΩ 1/16W J	DK3US, DK3UW, DK3UG, DK3UN
R4721	NRSA63J-102X	MG RESISTOR	1kΩ 1/16W J						
R4730	NRSA63J-102X	MG RESISTOR	1kΩ 1/16W J						
R4731	QRE141J-332Y	C RESISTOR	3.3kΩ 1/4W J						
R4732	NRSA63J-472X	MG RESISTOR	4.7kΩ 1/16W J						
R4733	NRSA63J-682X	MG RESISTOR	6.8kΩ 1/16W J						
R4800	NRSA63J-103X	MG RESISTOR	10kΩ 1/16W J	DK1US, DK1UW, DK1UG, DK1UN, DK15UN	R5602	NRSA63J-302X	MG RESISTOR	3kΩ 1/16W J	DK3US, DK3UW, DK3UG, DK3UN
R4800	NRSA63J-822X	MG RESISTOR	8.2kΩ 1/16W J	DK3US, DK3UW, DK3UG, DK3UN	R5602	NRSA63J-472X	MG RESISTOR	4.7kΩ 1/16W J	DK3US, DK3UW, DK3UG, DK3UN
R4831	QRE141J-332Y	C RESISTOR	3.3kΩ 1/4W J						
R4832	NRSA63J-472X	MG RESISTOR	4.7kΩ 1/16W J		R5603	QRE141J-153Y	C RESISTOR	15kΩ 1/4W J	DK3US, DK3UW, DK3UG, DK3UN
R4833	NRSA63J-103X	MG RESISTOR	10kΩ 1/16W J						
R5300	NRSA63J-392X	MG RESISTOR	3.9kΩ 1/16W J	DK1US, DK1UW, DK1UG, DK1UN, DK15UN	R5700	NRSA63J-102X	MG RESISTOR	1kΩ 1/16W J	DK1US, DK1UW, DK1UG, DK1UN, DK15UN
R5300	NRSA63J-562X	MG RESISTOR	5.6kΩ 1/16W J	DK3US, DK3UW, DK3UG, DK3UN	R5700	NRSA63J-152X	MG RESISTOR	1.5kΩ 1/16W J	DK3US, DK3UW, DK3UG, DK3UN
R5301	NRSA63J-222X	MG RESISTOR	2.2kΩ 1/16W J	DK1US, DK1UW, DK1UG, DK1UN, DK15UN	R5701	NRSA63J-184X	MG RESISTOR	180kΩ 1/16W J	DK1US, DK1UW, DK1UG, DK1UN, DK15UN
R5301	NRSA63J-103X	MG RESISTOR	10kΩ 1/16W J	DK3US, DK3UW, DK3UG, DK3UN	R5701	NRSA63J-124X	MG RESISTOR	120kΩ 1/16W J	DK3US, DK3UW, DK3UG, DK3UN
R5302	NRSA63J-913X	MG RESISTOR	91kΩ 1/16W J	DK1US, DK1UW, DK1UG, DK1UN, DK15UN	R5702	NRSA63J-302X	MG RESISTOR	3kΩ 1/16W J	DK3US, DK3UW, DK3UG, DK3UN
R5302	NRSA63J-823X	MG RESISTOR	82kΩ 1/16W J	DK3US, DK3UW, DK3UG, DK3UN	R5702	NRSA63J-472X	MG RESISTOR	4.7kΩ 1/16W J	DK3US, DK3UW, DK3UG, DK3UN
R5400	NRSA63J-224X	MG RESISTOR	220kΩ 1/16W J						
R5401	NRSA63J-101X	MG RESISTOR	100Ω 1/16W J		R5703	QRE141J-153Y	C RESISTOR	15kΩ 1/4W J	DK3US, DK3UW, DK3UG, DK3UN
R5402	NRSA63J-101X	MG RESISTOR	100Ω 1/16W J						
R5404	NRSA63J-153X	MG RESISTOR	15kΩ 1/16W J	DK1US, DK1UW, DK1UG, DK1UN, DK15UN	R5800	NRSA63J-163X	MG RESISTOR	16kΩ 1/16W J	DK3US, DK3UW, DK3UG, DK3UN
R5404	NRSA63J-183X	MG RESISTOR	18kΩ 1/16W J	DK3US, DK3UW, DK3UG, DK3UN	R5802	NRSA63J-0R0X	MG RESISTOR	0Ω 1/16W J	DK3US, DK3UW, DK3UG, DK3UN
R5500	NRSA63J-224X	MG RESISTOR	220kΩ 1/16W J						
R5501	NRSA63J-101X	MG RESISTOR	100Ω 1/16W J		R5803	NRSA63J-223X	MG RESISTOR	22kΩ 1/16W J	DK3US, DK3UW, DK3UG, DK3UN
R5502	NRSA63J-101X	MG RESISTOR	100Ω 1/16W J						

△ Symbol No.	Part No.	Part Name	Description	Local	△ Symbol No.	Part No.	Part Name	Description	Local
R5804	NRSA63J-223X	MG RESISTOR	22kΩ 1/16W J	DK3US, DK3UW, DK3UG, DK3UN	CN302	QGF1036C2-05	CONNECTOR	FFC/FPC (1-5)	
R5850	NRSA63J-243X	MG RESISTOR	24kΩ 1/16W J	DK3US, DK3UW, DK3UG, DK3UN	CN303	QGF1205C2-19	CONNECTOR	FFC/FPC (1-19)	
R5851	NRSA63J-223X	MG RESISTOR	22kΩ 1/16W J	DK3US, DK3UW, DK3UG, DK3UN	CN306	QGF1205C2-09	CONNECTOR	FFC/FPC (1-9)	
R5852	NRSA63J-243X	MG RESISTOR	24kΩ 1/16W J	DK3US, DK3UW, DK3UG, DK3UN	CN307	QGF1205C2-19	CONNECTOR	FFC/FPC (1-19)	
R5852	NRSA63J-563X	MG RESISTOR	56kΩ 1/16W J	DK3US, DK3UW, DK3UG, DK3UN	CN308	QGF1210G1-07	CONNECTOR	FFC/FPC (1-7)	
R5853	NRSA63J-243X	MG RESISTOR	24kΩ 1/16W J	DK3US, DK3UW, DK3UG, DK3UN	CN309	QGB2510K1-08	CONNECTOR	B-B (1-8)	
R5854	NRSA63J-243X	MG RESISTOR	24kΩ 1/16W J	DK3US, DK3UW, DK3UG, DK3UN	CN311	QGB2510K1-07	CONNECTOR	B-B (1-7)	
R5855	NRSA63J-223X	MG RESISTOR	22kΩ 1/16W J	DK3US, DK3UW, DK3UG, DK3UN	CN312	QGD2504C1-03Z	CONNECTOR	(1-3)	
R5856	NRSA63J-243X	MG RESISTOR	24kΩ 1/16W J	DK3US, DK3UW, DK3UG, DK3UN	CN313	QGD2504C1-03Z	CONNECTOR	(1-3)	
R5856	NRSA63J-563X	MG RESISTOR	56kΩ 1/16W J	DK3US, DK3UW, DK3UG, DK3UN	CN314	QGD2504C1-04Z	CONNECTOR	(1-4)	
R5857	NRSA63J-243X	MG RESISTOR	24kΩ 1/16W J	DK3US, DK3UW, DK3UG, DK3UN	CN330	QGA2501C1-03	CONNECTOR	W-B (1-3)	DK3US, DK3UW, DK3UG, DK3UN
R6000	NRSA63J-102X	MG RESISTOR	1kΩ 1/16W J	DK3US, DK3UW, DK3UG, DK3UN	CN335	QGF1205C2-11	CONNECTOR	FFC/FPC (1-11)	
R6001	NRSA63J-103X	MG RESISTOR	10kΩ 1/16W J	DK3US, DK3UW, DK3UG, DK3UN	HS325	LV40057-002A	HEAT SINK		
R6002	QRE141J-122Y	C RESISTOR	1.2kΩ 1/4W J	DK1US, DK1UW, DK1UG, DK1UN, DK15UN	J3300	GP1FAV30TK0F	OPT TRANSMITTER		
R6002	QRE141J-152Y	C RESISTOR	1.5kΩ 1/4W J	DK1US, DK1UW, DK1UG, DK1UN, DK15UN	J6700	QNN0420-001	SURROUND JACK		
R6003	QRE141J-102Y	C RESISTOR	1kΩ 1/4W J	DK1US, DK1UW, DK1UG, DK1UN, DK15UN	J7500	QNN0557-002	PIN JACK		
R6101	NRSA63J-103X	MG RESISTOR	10kΩ 1/16W J	DK1US, DK1UW, DK1UG, DK1UN, DK15UN	K3000	QQR0621-001Z	COIL		
R6102	QRE141J-122Y	C RESISTOR	1.2kΩ 1/4W J	DK1US, DK1UW, DK1UG, DK1UN, DK15UN	SC325	QYSBSG3008ZA	TAP SCREW	M3 x 8mm	
R6102	QRE141J-152Y	C RESISTOR	1.5kΩ 1/4W J	DK1US, DK1UW, DK1UG, DK1UN, DK15UN	X3500	QAX0724-001Z	CRYSTAL	12.000000MHz	
R6103	QRE141J-102Y	C RESISTOR	1kΩ 1/4W J	DK1US, DK1UW, DK1UG, DK1UN, DK15UN					
R6111	NRSA63J-103X	MG RESISTOR	10kΩ 1/16W J	DK1US, DK1UW, DK1UG, DK1UN, DK15UN					
R6112	QRE141J-122Y	C RESISTOR	1.2kΩ 1/4W J	DK3US, DK3UW, DK3UG, DK3UN					
R6113	QRE141J-432Y	C RESISTOR	4.3kΩ 1/4W J	DK3US, DK3UW, DK3UG, DK3UN					
R6700	NRSA63J-183X	MG RESISTOR	18kΩ 1/16W J	DK3US, DK3UW, DK3UG, DK3UN					
R6701	NRSA63J-823X	MG RESISTOR	82kΩ 1/16W J	DK3US, DK3UW, DK3UG, DK3UN					
R6800	NRSA63J-183X	MG RESISTOR	18kΩ 1/16W J	DK3US, DK3UW, DK3UG, DK3UN					
R6801	NRSA63J-823X	MG RESISTOR	82kΩ 1/16W J	DK3US, DK3UW, DK3UG, DK3UN					
R7000	NRSA63J-201X	MG RESISTOR	200Ω 1/16W J	DK3US, DK3UW, DK3UG, DK3UN					
R7002	NRSA63J-201X	MG RESISTOR	200Ω 1/16W J	DK3US, DK3UW, DK3UG, DK3UN					
R7500	NRSA63J-750X	MG RESISTOR	75Ω 1/16W J	DK3US, DK3UW, DK3UG, DK3UN					
R7501	NRSA63J-750X	MG RESISTOR	75Ω 1/16W J	DK3US, DK3UW, DK3UG, DK3UN					
R7502	NRSA63J-750X	MG RESISTOR	75Ω 1/16W J	DK3US, DK3UW, DK3UG, DK3UN					
CN300	QGF1036C2-05	CONNECTOR	FFC/FPC (1-5)						
CN301	QGF1036C2-25	CONNECTOR	FFC/FPC (1-25)						

Front board

Block No. [0][3]

△ Symbol No.	Part No.	Part Name	Description	Local
IC901	PT6315	IC		
IC902	GP1UM281XKVF	IR DETECT UNIT		
IC950	PT2399-S-W	ECHO IC		
IC960	KIA4558F-X	IC		
Q9530	KTC3875/YG/-X	TRANSISTOR		
Q9531	KTC3875/YG/-X	TRANSISTOR		
Q9532	KTC3875/YG/-X	TRANSISTOR		
Q9601	KTC3875/YG/-X	TRANSISTOR		
Q9602	KTC3875/YG/-X	TRANSISTOR		
D9000	SLI-343URC-W-T	LED		
D9200	SLI-570UT3F	LED		
D9201	SLR-343VC-T	LED		DK3US, DK3UW, DK3UG, DK3UN
D9500	MTZJ5.1B-T2	Z DIODE		
D9521	MTZJ3.9B-T2	Z DIODE		
D9522	MTZJ3.9B-T2	Z DIODE		
D9523	MTZJ3.9B-T2	Z DIODE		
D9601	1SS133-T2	SI DIODE		
D9602	1SS133-T2	SI DIODE		
D9653	UDZW2.4B-X	Z DIODE		
D9899	MTZJ2.4B-T2	Z DIODE		
C9001	NCB31HK-102X	C CAPACITOR	1000pF 50V K	
C9002	QEK1EM-106Z	E CAPACITOR	10uF 25V M	
C9005	NCB31HK-471X	C CAPACITOR	470pF 50V K	
C9091	QETN1HM-475Z	E CAPACITOR	4.7uF 50V M	
C9093	NCB31HK-103X	C CAPACITOR	0.01uF 50V K	
C9094	QETN1HM-475Z	E CAPACITOR	4.7uF 50V M	
C9096	QETN1HM-475Z	E CAPACITOR	4.7uF 50V M	
C9097	QETN1HM-475Z	E CAPACITOR	4.7uF 50V M	
C9200	NCB31HK-103X	C CAPACITOR	0.01uF 50V K	
C9401	NCB31HK-103X	C CAPACITOR	0.01uF 50V K	
C9402	NCB31HK-103X	C CAPACITOR	0.01uF 50V K	
C9500	QEK1CM-107Z	E CAPACITOR	100uF 16V M	
C9501	QEK1CM-476Z	E CAPACITOR	47uF 16V M	
C9502	NCB31CK-104X	C CAPACITOR	0.1uF 16V K	
C9503	NCB31CK-104X	C CAPACITOR	0.1uF 16V K	
C9504	NCB31CK-823X	C CAPACITOR	0.082uF 16V K	
C9505	NCB31CK-823X	C CAPACITOR	0.082uF 16V K	
C9506	NCB31HK-103X	C CAPACITOR	0.01uF 50V K	
C9507	NCB31HK-561X	C CAPACITOR	560pF 50V K	
C9508	NCB31HK-332X	C CAPACITOR	3300pF 50V K	
C9509	QEK1CM-106Z	E CAPACITOR	10uF 16V M	

△ Symbol No.	Part No.	Part Name	Description	Local	△ Symbol No.	Part No.	Part Name	Description	Local
C9510	QEKC1CM-106Z	E CAPACITOR	10uF 16V M		R9307	NRSA63J-392X	MG RESISTOR	3.9kΩ 1/16W J	
C9511	QEKC1HM-475Z	E CAPACITOR	4.7uF 50V M		R9499	NRSA63J-121X	MG RESISTOR	120kΩ 1/16W J	
C9512	NCB31HK-561X	C CAPACITOR	560pF 50V K		R9500	NRSA63J-101X	MG RESISTOR	100kΩ 1/16W J	
C9513	NCB31HK-392X	C CAPACITOR	3900pF 50V K		R9501	NRSA63J-912X	MG RESISTOR	9.1kΩ 1/16W J	
C9600	QEKC1AM-107Z	E CAPACITOR	100uF 10V M		R9502	NRSA63J-103X	MG RESISTOR	10kΩ 1/16W J	
C9601	QEKC1HM-224Z	E CAPACITOR	0.22uF 50V M		R9503	NRSA63J-103X	MG RESISTOR	10kΩ 1/16W J	
C9602	QEKC1HM-104Z	E CAPACITOR	0.1uF 50V M		R9504	NRSA63J-153X	MG RESISTOR	15kΩ 1/16W J	
C9603	NCB31HK-104X	C CAPACITOR	0.1uF 50V K		R9505	NRSA63J-562X	MG RESISTOR	5.6kΩ 1/16W J	
C9604	NCB31HK-681X	C CAPACITOR	680pF 50V K		R9506	NRSA63J-512X	MG RESISTOR	5.1kΩ 1/16W J	
C9605	NDC31HJ-151X	C CAPACITOR	150pF 50V J		R9507	NRSA63J-103X	MG RESISTOR	10kΩ 1/16W J	
C9606	QEKC1CM-336Z	E CAPACITOR	33uF 16V M		R9508	NRSA63J-183X	MG RESISTOR	18kΩ 1/16W J	
C9607	QEKC1HM-335Z	E CAPACITOR	3.3uF 50V M		R9509	NRSA63J-103X	MG RESISTOR	10kΩ 1/16W J	
C9608	QEKC1AM-107Z	E CAPACITOR	100uF 10V M		R9510	NRSA63J-183X	MG RESISTOR	18kΩ 1/16W J	
C9631	NCB31HK-102X	C CAPACITOR	1000pF 50V K		R9521	NRSA63J-223X	MG RESISTOR	22kΩ 1/16W J	
C9632	NCB31HK-102X	C CAPACITOR	1000pF 50V K		R9522	NRSA63J-223X	MG RESISTOR	22kΩ 1/16W J	
C9633	NCB21HK-473X	C CAPACITOR	0.047uF 50V K		R9523	NRSA63J-223X	MG RESISTOR	22kΩ 1/16W J	
C9634	QEKC1HM-104Z	E CAPACITOR	0.1uF 50V M		R9530	NRSA63J-104X	MG RESISTOR	100kΩ 1/16W J	
C9635	NCB31HK-391X	C CAPACITOR	390pF 50V K		R9531	NRSA63J-682X	MG RESISTOR	6.8kΩ 1/16W J	
C9636	NCB31HK-391X	C CAPACITOR	390pF 50V K		R9532	NRSA63J-203X	MG RESISTOR	20kΩ 1/16W J	
C9637	NCB31HK-471X	C CAPACITOR	470pF 50V K		R9540	NRSA63J-102X	MG RESISTOR	1kΩ 1/16W J	
C9651	NCB31HK-102X	C CAPACITOR	1000pF 50V K		R9600	NRSA63J-221X	MG RESISTOR	220kΩ 1/16W J	
C9899	NCB31HK-222X	C CAPACITOR	2200pF 50V K		R9601	NRSA63J-104X	MG RESISTOR	100kΩ 1/16W J	
R9001	NRSA63J-103X	MG RESISTOR	10kΩ 1/16W J		R9602	NRSA63J-102X	MG RESISTOR	1kΩ 1/16W J	
R9002	NRSA63J-221X	MG RESISTOR	220kΩ 1/16W J		R9603	NRSA63J-222X	MG RESISTOR	2.2kΩ 1/16W J	
R9003	NRSA63J-102X	MG RESISTOR	1kΩ 1/16W J		R9604	NRSA63J-124X	MG RESISTOR	120kΩ 1/16W J	
R9004	NRSA63J-102X	MG RESISTOR	1kΩ 1/16W J		R9605	NRSA63J-473X	MG RESISTOR	47kΩ 1/16W J	
R9005	NRSA63J-102X	MG RESISTOR	1kΩ 1/16W J		R9606	NRSA63J-104X	MG RESISTOR	100kΩ 1/16W J	
R9006	NRSA63J-330X	MG RESISTOR	33kΩ 1/16W J		R9607	NRSA63J-103X	MG RESISTOR	10kΩ 1/16W J	
R9007	NRSA63J-823X	MG RESISTOR	82kΩ 1/16W J		R9608	NRSA63J-103X	MG RESISTOR	10kΩ 1/16W J	
R9102	NRSA63J-102X	MG RESISTOR	1kΩ 1/16W J		R9609	NRSA63J-821X	MG RESISTOR	820kΩ 1/16W J	
				DK1US,	R9610	NRSA63J-102X	MG RESISTOR	1kΩ 1/16W J	
				DK1UG,	R9611	NRSA63J-102X	MG RESISTOR	1kΩ 1/16W J	
				DK1UN,	R9612	NRSA63J-104X	MG RESISTOR	100kΩ 1/16W J	
R9103	NRSA63J-102X	MG RESISTOR	1kΩ 1/16W J	DK3US,	R9613	NRSA63J-472X	MG RESISTOR	4.7kΩ 1/16W J	
				DK3UG,	R9614	NRSA63J-104X	MG RESISTOR	100kΩ 1/16W J	
				DK3UN,	R9631	NRSA63J-472X	MG RESISTOR	4.7kΩ 1/16W J	
				DK15UN	R9632	NRSA63J-472X	MG RESISTOR	4.7kΩ 1/16W J	
R9103	NRSA63J-562X	MG RESISTOR	5.6kΩ 1/16W J	DK1UW,	R9635	NRSA63J-104X	MG RESISTOR	100kΩ 1/16W J	
				DK3UW	R9636	NRSA63J-104X	MG RESISTOR	100kΩ 1/16W J	
R9104	NRSA63J-0R0X	MG RESISTOR	0Ω 1/16W J	DK1US,	R9637	NRSA63J-563X	MG RESISTOR	56kΩ 1/16W J	
				DK3US	VR961	QVQ0320-B54	V RESISTOR		
R9104	NRSA63J-302X	MG RESISTOR	3kΩ 1/16W J	DK1UW,	L9501	QQR0621-001Z	COIL		
				DK3UW	L9502	QQR0621-001Z	COIL		
				DK1UG,					
				DK1UN,	CN900	QGF1205F2-09	CONNECTOR	FFC/FPC (1-9)	
R9104	NRSA63J-122X	MG RESISTOR	1.2kΩ 1/16W J	DK3UG,	CN920	QGF1205F2-19	CONNECTOR	FFC/FPC (1-19)	
				DK3UN,	FL900	QLF0167-001	FL TUBE		
				DK15UN	FW900	QUM153-13DGZ4-E	FLAT WIRE		
				DK1US,	FW980	QUM153-18DGZ4-E	FLAT WIRE		
R9105	NRSA63J-0R0X	MG RESISTOR	0Ω 1/16W J	DK1UN,	FW981	QUM023-05Z4Z4-E	FLAT WIRE		
				DK3US,					
				DK3UN,					
				DK15UN					
R9105	NRSA63J-392X	MG RESISTOR	3.9kΩ 1/16W J	DK1UW,	J961	QNS0231-001	JACK		DK3US,
				DK3UW					DK3UW,
				DK1UG,	J962	QNS0231-001	JACK		DK3UG,
R9105	NRSA63J-152X	MG RESISTOR	1.5kΩ 1/16W J	DK3UG	J980	QNS0231-001	JACK		DK3UN
				DK3US,	JS940	QSW0857-001	ROTARY SW		
				DK3UW,	K9898	NQR0505-001X	RES. C.M		
R9198	NRSA63J-221X	MG RESISTOR	220kΩ 1/16W J	DK3UG,	S9101	QSW0683-001Z	PUSH SW I.M		
				DK3UN	S9102	QSW0683-001Z	PUSH SW I.M		
					S9201	QSW0683-001Z	PUSH SW I.M		
R9199	NRSA63J-131X	MG RESISTOR	130kΩ 1/16W J		S9202	QSW0683-001Z	PUSH SW I.M		
R9200	NRSA63J-103X	MG RESISTOR	10kΩ 1/16W J		S9203	QSW0683-001Z	PUSH SW I.M		
R9201	NRSA63J-102X	MG RESISTOR	1kΩ 1/16W J		S9204	QSW0683-001Z	PUSH SW I.M		
R9202	NRSA63J-102X	MG RESISTOR	1kΩ 1/16W J		S9205	QSW0683-001Z	PUSH SW I.M		
R9203	NRSA63J-122X	MG RESISTOR	1.2kΩ 1/16W J		S9206	QSW0683-001Z	PUSH SW I.M		
R9204	NRSA63J-152X	MG RESISTOR	1.5kΩ 1/16W J		S9207	QSW0683-001Z	PUSH SW I.M		
R9205	NRSA63J-222X	MG RESISTOR	2.2kΩ 1/16W J		S9208	QSW0683-001Z	PUSH SW I.M		
R9206	NRSA63J-272X	MG RESISTOR	2.7kΩ 1/16W J		S9209	QSW0683-001Z	PUSH SW I.M		
R9207	NRSA63J-392X	MG RESISTOR	3.9kΩ 1/16W J		S9210	QSW0683-001Z	PUSH SW I.M		
R9208	NRSA63J-562X	MG RESISTOR	5.6kΩ 1/16W J		S9211	QSW0683-001Z	PUSH SW I.M		
R9209	NRSA63J-103X	MG RESISTOR	10kΩ 1/16W J		S9301	QSW0683-001Z	PUSH SW I.M		
R9210	NRSA63J-183X	MG RESISTOR	18kΩ 1/16W J		S9302	QSW0683-001Z	PUSH SW I.M		
R9211	NRSA63J-563X	MG RESISTOR	56kΩ 1/16W J		S9303	QSW0683-001Z	PUSH SW I.M		
R9301	NRSA63J-102X	MG RESISTOR	1kΩ 1/16W J		S9304	QSW0683-001Z	PUSH SW I.M		
R9302	NRSA63J-102X	MG RESISTOR	1kΩ 1/16W J		S9305	QSW0683-001Z	PUSH SW I.M		
R9303	NRSA63J-122X	MG RESISTOR	1.2kΩ 1/16W J		S9306	QSW0683-001Z	PUSH SW I.M		
R9304	NRSA63J-152X	MG RESISTOR	1.5kΩ 1/16W J		S9307	QSW0683-001Z	PUSH SW I.M		
R9305	NRSA63J-222X	MG RESISTOR	2.2kΩ 1/16W J						
R9306	NRSA63J-272X	MG RESISTOR	2.7kΩ 1/16W J						

△ Symbol No.	Part No.	Part Name	Description	Local
TW962	QUB220-18HPDM-E S.WIRE			

Cassette board

Block No. [0][4]

△ Symbol No.	Part No.	Part Name	Description	Local
IC200	HA12237F	IC		
Q110	KTA1271/OY/-T	TRANSISTOR		
Q111	KRC107S-X	DIGI TRANSISTOR		
Q120	KTA1296/Y/-T	TRANSISTOR		
Q121	KRC107S-X	DIGI TRANSISTOR		
Q150	KTA1296/Y/-T	TRANSISTOR		
Q151	KRC107S-X	DIGI TRANSISTOR		
Q200	KRA102S-X	DIGI TRANSISTOR		
Q201	KTC2876-T	TRANSISTOR		
Q202	KTC2876-T	TRANSISTOR		
Q203	KTC2876-T	TRANSISTOR		
Q204	KTC2876-T	TRANSISTOR		
Q205	KRC107S-X	DIGI TRANSISTOR		
Q206	KRC107S-X	DIGI TRANSISTOR		
Q300	KTC3203/OY/-T	TRANSISTOR		
Q301	KTC3203/OY/-T	TRANSISTOR		
D121	1N4003S-T5	SI DIODE		
D122	1N4003S-T5	SI DIODE		
D151	1N4003S-T5	SI DIODE		
D152	1N4003S-T5	SI DIODE		
D200	QUY150-050Y	BUS WIRE		
C110	QETN1HM-106Z	E CAPACITOR	10uF 50V M	
C122	QETN1CM-107Z	E CAPACITOR	100uF 16V M	
C202	NCB31HK-122X	C CAPACITOR	1200pF 50V K	
C203	NCB31HK-103X	C CAPACITOR	0.01uF 50V K	
C204	NCB31CK-104X	C CAPACITOR	0.1uF 16V K	
C205	QQR1730-001	POWER INDUCTOR		
C206	NCB31CK-104X	C CAPACITOR	0.1uF 16V K	
C209	QETN1AM-227Z	E CAPACITOR	220uF 10V M	
C210	QETN1HM-105Z	E CAPACITOR	1uF 50V M	
C211	QETN1HM-106Z	E CAPACITOR	10uF 50V M	
C212	NCB31CK-104X	C CAPACITOR	0.1uF 16V K	
C213	QQR1730-001	POWER INDUCTOR		
C214	NCB31CK-104X	C CAPACITOR	0.1uF 16V K	
C216	NCB31HK-272X	C CAPACITOR	2700pF 50V K	
C219	NCB31HK-103X	C CAPACITOR	0.01uF 50V K	
C220	QETN1HM-226Z	E CAPACITOR	22uF 50V M	
C221	QETN1HM-105Z	E CAPACITOR	1uF 50V M	
C222	QETN1HM-226Z	E CAPACITOR	22uF 50V M	
C223	NCB31HK-682X	C CAPACITOR		
C224	NCB31HK-682X	C CAPACITOR		
C225	NCB31HK-122X	C CAPACITOR	1200pF 50V K	
C226	QETN1EM-475Z	E CAPACITOR	4.7uF 25V M	
C227	QETN1EM-475Z	E CAPACITOR	4.7uF 25V M	
C228	QETN1CM-107Z	E CAPACITOR	100uF 16V M	
C231	NCB31HK-272X	C CAPACITOR	2700pF 50V K	
C232	NCB31HK-152X	C CAPACITOR	1500pF 50V K	
C233	NCB31HK-152X	C CAPACITOR	1500pF 50V K	
C300	QCBB1HK-331Y	C CAPACITOR	330pF 50V K	
C301	QCBB1HK-331Y	C CAPACITOR	330pF 50V K	
C303	QFG32AJ-273Z	PP CAPACITOR	0.027uF 100V J	
C304	QETN1CM-107Z	E CAPACITOR	100uF 16V M	
C306	QCBB1HK-223Y	C CAPACITOR	0.022uF 50V K	
C307	QDXB1CM-152Y	C CAPACITOR	1500pF 16V M	
R110	QRE141J-222Y	C RESISTOR	2.2kΩ 1/4W J	
R123	QRE141J-222Y	C RESISTOR	2.2kΩ 1/4W J	
R153	QRE141J-222Y	C RESISTOR	2.2kΩ 1/4W J	
R200	NRSA63J-822X	MG RESISTOR	8.2kΩ 1/16W J	
R201	NRSA63J-272X	MG RESISTOR	2.7kΩ 1/16W J	
R202	NRSA63J-222X	MG RESISTOR	2.2kΩ 1/16W J	
R203	QCFB1HZ-105Y	C CAPACITOR	1uF 50V Z	
R204	QRE141J-272Y	C RESISTOR	2.7kΩ 1/4W J	
R205	NRSA63J-273X	MG RESISTOR	27kΩ 1/16W J	

△ Symbol No.	Part No.	Part Name	Description	Local
R206	NRSA63J-103X	MG RESISTOR	10kΩ 1/16W J	
R207	NRSA63J-101X	MG RESISTOR	100Ω 1/16W J	
R208	NRSA63J-104X	MG RESISTOR	100kΩ 1/16W J	
R209	QRE141J-223Y	C RESISTOR	22kΩ 1/4W J	
R210	QCFB1HZ-105Y	C CAPACITOR	1uF 50V Z	
R211	NRSA63J-273X	MG RESISTOR	27kΩ 1/16W J	
R212	NRSA63J-272X	MG RESISTOR	2.7kΩ 1/16W J	
R213	NRSA63J-222X	MG RESISTOR	2.2kΩ 1/16W J	
R214	NRSA63J-272X	MG RESISTOR	2.7kΩ 1/16W J	
R215	NRSA63J-822X	MG RESISTOR	8.2kΩ 1/16W J	
R216	NRSA63J-102X	MG RESISTOR	1kΩ 1/16W J	
R217	NRSA63J-102X	MG RESISTOR	1kΩ 1/16W J	
R218	NRSA63J-123X	MG RESISTOR		
R219	NRSA63J-123X	MG RESISTOR		
R220	NRSA63J-222X	MG RESISTOR	2.2kΩ 1/16W J	
R221	NRSA63J-222X	MG RESISTOR	2.2kΩ 1/16W J	
R222	QRE141J-472Y	C RESISTOR	4.7kΩ 1/4W J	
R223	QRE141J-472Y	C RESISTOR	4.7kΩ 1/4W J	
R224	QRE141J-472Y	C RESISTOR	4.7kΩ 1/4W J	
R225	QRE141J-472Y	C RESISTOR	4.7kΩ 1/4W J	
R226	QRE141J-221Y	C RESISTOR	220Ω 1/4W J	
R227	QRE141J-103Y	C RESISTOR	10kΩ 1/4W J	
R234	NRSA63J-104X	MG RESISTOR	100kΩ 1/16W J	
R235	NRSA63J-104X	MG RESISTOR	100kΩ 1/16W J	
R300	NRSA63J-153X	MG RESISTOR	15kΩ 1/16W J	
R301	NRSA63J-153X	MG RESISTOR	15kΩ 1/16W J	
△ R302	QRZ9005-100X	FUSI RESISTOR	10Ω	
R303	QRE141J-101Y	C RESISTOR	100Ω 1/4W J	
R304	QRE141J-153Y	C RESISTOR	15kΩ 1/4W J	
R305	QRE141J-2R2Y	C RESISTOR	2.2Ω 1/4W J	
△ R306	QRJ146J-4R7X	UNF C RESISTOR	4.7Ω 1/4W J	
R307	QRE141J-222Y	C RESISTOR	2.2kΩ 1/4W J	
R308	QRE141J-474Y	C RESISTOR	470kΩ 1/4W J	
VR300	QRE141J-103Y	C RESISTOR	10kΩ 1/4W J	
L300	QQR1118-002	OSC COIL(BIAS)		
L301	QQL244K-100Z	COIL	10uH K	
CN100	QGF1205F2-19	CONNECTOR	FFC/FPC (1-19)	
CN120	QGF1205F2-07	CONNECTOR	FFC/FPC (1-7)	
CN200	QGB2021L1-06	CONNECTOR	B-B (1-6)	
CN220	QGA2001F1-03	CONNECTOR	W-B (1-3)	

DVD switch board

Block No. [0][5]

△ Symbol No.	Part No.	Part Name	Description	Local
CN1	QGF1016F3-05	CONNECTOR	FFC/FPC (1-5)	
S1	QSW1074-001	DETECT SWITCH		

DVD module board

Block No. [0][6]

△ Symbol No.	Part No.	Part Name	Description	Local
IC201	LA6502-X	IC		
IC301	MN2DS0009AA	IC		
IC302	MM1701CH-X	IC		
IC305	MM1563BF-X	IC	3.1V Regulator	
IC453	S-80827CNNB-G-W	IC		
IC505	K4S641632H-UC75	IC		
IC505	or K4S641632K-UC75	IC		
IC509	-----	IC(MICRO C ROM)		
IC509	or -----	IC(MICRO C ROM)		
IC510	BR24L16F-W-X	IC		
IC701	AK4387ET-X	IC		
IC705	MM1615AN-X	IC		
Q101	KTA1001/Y/-X	TRANSISTOR		

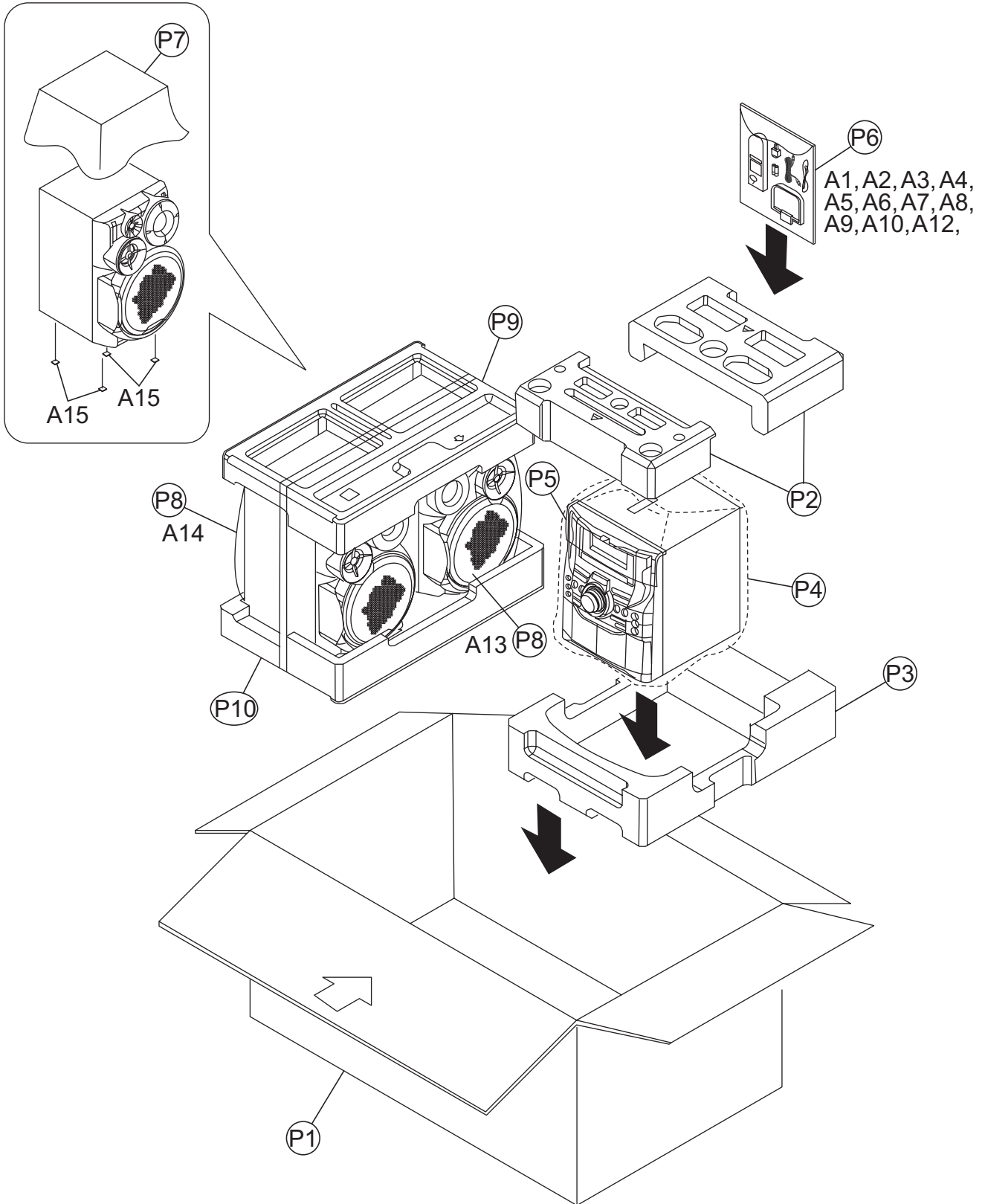
△ Symbol No.	Part No.	Part Name	Description	Local	△ Symbol No.	Part No.	Part Name	Description	Local
Q101	or 2SB1424/R/-W	TRANSISTOR			C356	NCB30JK-105X	C CAPACITOR	1uF 6.3V K	
Q102	2SC4617/R/-X	TRANSISTOR			C359	NCB30JK-105X	C CAPACITOR	1uF 6.3V K	
Q103	KTA1001/Y/-X	TRANSISTOR			C371	NCF31AZ-105X	C CAPACITOR	1uF 10V Z	
Q103	or 2SB1424/R/-W	TRANSISTOR			C372	NCF31EZ-104X	C CAPACITOR	0.1uF 25V Z	
Q104	2SC4617/R/-X	TRANSISTOR			C375	NCF31EZ-104X	C CAPACITOR	0.1uF 25V Z	
					C376	NCF31EZ-104X	C CAPACITOR	0.1uF 25V Z	
C101	NCF31EZ-104X	C CAPACITOR	0.1uF 25V Z		C377	NCF31EZ-104X	C CAPACITOR	0.1uF 25V Z	
C102	NCF31EZ-104X	C CAPACITOR	0.1uF 25V Z		C379	NCF31EZ-104X	C CAPACITOR	0.1uF 25V Z	
C103	NCF31EZ-104X	C CAPACITOR	0.1uF 25V Z		C380	NCB21CK-105X	C CAPACITOR	1uF 16V K	
C104	NCF31EZ-104X	C CAPACITOR	0.1uF 25V Z		C381	NCB21AK-225X	C CAPACITOR	2.2uF 10V K	
C105	NEAF0JM-476X	E CAPACITOR	47uF 6.3V M		C382	NCB31HK-471X	C CAPACITOR	470pF 50V K	
C106	NBE20JM-226X	TA E CAPACITOR	22uF 6.3V M		C383	NCF31EZ-104X	C CAPACITOR	0.1uF 25V Z	
C107	NCF31EZ-104X	C CAPACITOR	0.1uF 25V Z		C386	NCF31EZ-104X	C CAPACITOR	0.1uF 25V Z	
C108	NBE20JM-226X	TA E CAPACITOR	22uF 6.3V M		C393	NCB31HK-103X	C CAPACITOR	0.01uF 50V K	
C201	NDC31HJ-221X	C CAPACITOR	220pF 50V J		C455	NCB31HK-103X	C CAPACITOR	0.01uF 50V K	
C202	NDC31HJ-221X	C CAPACITOR	220pF 50V J		C551	NCF31EZ-104X	C CAPACITOR	0.1uF 25V Z	
C203	NCB31HK-103X	C CAPACITOR	0.01uF 50V K		C554	NCF31EZ-104X	C CAPACITOR	0.1uF 25V Z	
C204	NCF31EZ-104X	C CAPACITOR	0.1uF 25V Z		C555	NCF31EZ-104X	C CAPACITOR	0.1uF 25V Z	
C205	NCB31HK-271X	C CAPACITOR	270pF 50V K		C557	NCB31HK-102X	C CAPACITOR	1000pF 50V K	
C206	NDC31HJ-151X	C CAPACITOR	150pF 50V J		C558	NBE20JM-226X	TA E CAPACITOR	22uF 6.3V M	
C210	NCF31AZ-105X	C CAPACITOR	1uF 10V Z		C559	NCF31EZ-104X	C CAPACITOR	0.1uF 25V Z	
C211	NCB31HK-223X	C CAPACITOR	0.022uF 50V K		C560	NCF31EZ-104X	C CAPACITOR	0.1uF 25V Z	
C217	NCF31EZ-104X	C CAPACITOR	0.1uF 25V Z		C562	NCF31AZ-105X	C CAPACITOR	1uF 10V Z	
C251	NCB31AK-474X	C CAPACITOR	0.47uF 10V K		C563	NCF31EZ-104X	C CAPACITOR	0.1uF 25V Z	
C256	NCB31CK-104X	C CAPACITOR	0.1uF 16V K		C564	NCF31EZ-104X	C CAPACITOR	0.1uF 25V Z	
C257	NCB31HK-822X	C CAPACITOR	8200pF 50V K		C701	NCF31EZ-104X	C CAPACITOR	0.1uF 25V Z	
C258	NCB31CK-153X	C CAPACITOR	0.015uF 16V K		C704	NEAF0JM-476X	E CAPACITOR	47uF 6.3V M	
C259	NCB31CK-153X	C CAPACITOR	0.015uF 16V K		C706	NEAF1CM-106X	E CAPACITOR	10uF 16V M	
C260	NCB31HK-223X	C CAPACITOR	0.022uF 50V K		C707	NCF31EZ-104X	C CAPACITOR	0.1uF 25V Z	
C261	NCB31HK-223X	C CAPACITOR	0.022uF 50V K		C711	NCB21CK-105X	C CAPACITOR	1uF 16V K	
C262	NCB31HK-223X	C CAPACITOR	0.022uF 50V K		C712	NCB31HK-103X	C CAPACITOR	0.01uF 50V K	
C263	NEAF1CM-107X	E CAPACITOR	100uF 16V M		C713	NCB21CK-105X	C CAPACITOR	1uF 16V K	
C300	NCF31EZ-104X	C CAPACITOR	0.1uF 25V Z		C740	NCB31CK-104X	C CAPACITOR	0.1uF 16V K	
C301	NEAF0JM-227X	E CAPACITOR	220uF 6.3V M						
C302	NEAF0GM-476X	E CAPACITOR	47uF 4V M		R101	NRSA63J-101X	MG RESISTOR	100Ω 1/16W J	
C303	NBE20JM-476X	TA E CAPACITOR	47uF 6.3V M		R102	NRSA63J-101X	MG RESISTOR	100Ω 1/16W J	
C304	NCB30JK-105X	C CAPACITOR	1uF 6.3V K		R103	NRSA63J-562X	MG RESISTOR	5.6kΩ 1/16W J	
C305	NCF31EZ-104X	C CAPACITOR	0.1uF 25V Z		R104	NRSA63J-432X	MG RESISTOR	4.3kΩ 1/16W J	
C306	NCF31EZ-104X	C CAPACITOR	0.1uF 25V Z		R105	NRS181J-180X	MG RESISTOR	18Ω 1/8W J	
C307	NCF31EZ-104X	C CAPACITOR	0.1uF 25V Z		R106	NRSA63J-2R2X	MG RESISTOR	2.2Ω 1/16W J	
C308	NCF31EZ-104X	C CAPACITOR	0.1uF 25V Z		R107	NRSA63J-102X	MG RESISTOR	1kΩ 1/16W J	
C309	NCF31EZ-104X	C CAPACITOR	0.1uF 25V Z		R108	NRSA63J-471X	MG RESISTOR	470Ω 1/16W J	
C310	NCF31EZ-104X	C CAPACITOR	0.1uF 25V Z		R109	NRSA63J-331X	MG RESISTOR	330Ω 1/16W J	
C312	NCF31EZ-104X	C CAPACITOR	0.1uF 25V Z		R111	NRSA63J-562X	MG RESISTOR	5.6kΩ 1/16W J	
C313	NCF31EZ-104X	C CAPACITOR	0.1uF 25V Z		R112	NRSA63J-432X	MG RESISTOR	4.3kΩ 1/16W J	
C314	NCF31EZ-104X	C CAPACITOR	0.1uF 25V Z		R113	NRS181J-180X	MG RESISTOR	18Ω 1/8W J	
C315	NCF31EZ-104X	C CAPACITOR	0.1uF 25V Z		R114	NRSA63J-2R2X	MG RESISTOR	2.2Ω 1/16W J	
C316	NCF31EZ-104X	C CAPACITOR	0.1uF 25V Z		R115	NRSA63J-102X	MG RESISTOR	1kΩ 1/16W J	
C318	NCF31EZ-104X	C CAPACITOR	0.1uF 25V Z		R116	NRSA63J-471X	MG RESISTOR	470Ω 1/16W J	
C319	NCF31EZ-104X	C CAPACITOR	0.1uF 25V Z		R117	NRSA63J-331X	MG RESISTOR	330Ω 1/16W J	
C320	NCB31CK-104X	C CAPACITOR	0.1uF 16V K		R125	NRSA63J-1R0X	MG RESISTOR	1Ω 1/16W J	
C321	NCB31CK-104X	C CAPACITOR	0.1uF 16V K		R127	NRSA63J-432X	MG RESISTOR	4.3kΩ 1/16W J	
C322	NCB31CK-104X	C CAPACITOR	0.1uF 16V K		R128	NRSA63J-562X	MG RESISTOR	5.6kΩ 1/16W J	
C323	NCB31CK-104X	C CAPACITOR	0.1uF 16V K		R201	NRSA63J-471X	MG RESISTOR	470Ω 1/16W J	
C324	NCB30JK-105X	C CAPACITOR	1uF 6.3V K		R202	NRSA63J-102X	MG RESISTOR	1kΩ 1/16W J	
C325	NDC31HJ-120X	C CAPACITOR	12pF 50V J		R204	NRSA63J-273X	MG RESISTOR	27kΩ 1/16W J	
C326	NDC31HJ-100X	C CAPACITOR	10pF 50V J		R205	NRSA63J-273X	MG RESISTOR	27kΩ 1/16W J	
C328	NCB31HK-103X	C CAPACITOR	0.01uF 50V K		R206	NRSA63J-303X	MG RESISTOR	30kΩ 1/16W J	
C329	NCF31EZ-104X	C CAPACITOR	0.1uF 25V Z		R207	NRSA63J-473X	MG RESISTOR	47kΩ 1/16W J	
C330	NCF31EZ-104X	C CAPACITOR	0.1uF 25V Z		R213	NRSA63J-103X	MG RESISTOR	10kΩ 1/16W J	
C331	NCB31CK-333X	C CAPACITOR	0.033uF 16V K		R214	NRSA63J-103X	MG RESISTOR	10kΩ 1/16W J	
C332	NCF31EZ-104X	C CAPACITOR	0.1uF 25V Z		R219	NRSA63J-183X	MG RESISTOR	18kΩ 1/16W J	
C333	NCF31EZ-104X	C CAPACITOR	0.1uF 25V Z		R220	NRSA63J-243X	MG RESISTOR	24kΩ 1/16W J	
C334	NCF31EZ-104X	C CAPACITOR	0.1uF 25V Z		R221	NRSA63J-682X	MG RESISTOR	6.8kΩ 1/16W J	
C335	NCF31EZ-104X	C CAPACITOR	0.1uF 25V Z		R251	NRS125J-R39X	MG RESISTOR	0.39Ω 1/2W J	
C337	NCB31CK-183X	C CAPACITOR	0.018uF 16V K		R259	NRSA63J-103X	MG RESISTOR	10kΩ 1/16W J	
C338	NCB31HK-562X	C CAPACITOR	5600pF 50V K		R303	NRSA63J-220X	MG RESISTOR	22Ω 1/16W J	
C339	NBE20JM-106X	TA E CAPACITOR	10uF 6.3V M		R306	NRSA63J-102X	MG RESISTOR	1kΩ 1/16W J	
C340	NCB30JK-105X	C CAPACITOR	1uF 6.3V K		R307	NRSA63J-102X	MG RESISTOR	1kΩ 1/16W J	
C341	NCB30JK-105X	C CAPACITOR	1uF 6.3V K		R308	NRSA63J-103X	MG RESISTOR	10kΩ 1/16W J	
C347	NCB31CK-104X	C CAPACITOR	0.1uF 16V K		R309	NRSA63J-104X	MG RESISTOR	100kΩ 1/16W J	
C348	NCB31CK-104X	C CAPACITOR	0.1uF 16V K		R310	NRSA63J-101X	MG RESISTOR	100Ω 1/16W J	
C349	NCF31EZ-104X	C CAPACITOR	0.1uF 25V Z		R316	NRSA63J-102X	MG RESISTOR	1kΩ 1/16W J	
C350	NCB31HK-103X	C CAPACITOR	0.01uF 50V K		R319	NRSA63J-103X	MG RESISTOR	10kΩ 1/16W J	
C351	NCB31HK-103X	C CAPACITOR	0.01uF 50V K		R324	NRSA63J-331X	MG RESISTOR	330Ω 1/16W J	
C352	NCB31CK-153X	C CAPACITOR	0.015uF 16V K		R325	NRSA63J-331X	MG RESISTOR	330Ω 1/16W J	
C353	NCB31HK-561X	C CAPACITOR	560pF 50V K		R326	NRSA63J-331X	MG RESISTOR	330Ω 1/16W J	
C354	NCB31HK-561X	C CAPACITOR	560pF 50V K		R327	NRSA63J-331X	MG RESISTOR	330Ω 1/16W J	

△ Symbol No.	Part No.	Part Name	Description	Local
R334	NRSA63J-0R0X	MG RESISTOR	0Ω 1/16W J	
R335	NRSA63J-0R0X	MG RESISTOR	0Ω 1/16W J	
R336	NRSA63J-0R0X	MG RESISTOR	0Ω 1/16W J	
R337	NRSA63J-0R0X	MG RESISTOR	0Ω 1/16W J	
R338	NRSA63J-0R0X	MG RESISTOR	0Ω 1/16W J	
R339	NRSA63J-0R0X	MG RESISTOR	0Ω 1/16W J	
R340	NRSA63D-303X	MG RESISTOR	30kΩ 1/16W D	
R341	NRSA63D-512X	MG RESISTOR	5.1kΩ 1/16W D	
R342	NRSA63D-242X	MG RESISTOR	2.4kΩ 1/16W D	
R345	NRSA63J-221X	MG RESISTOR	220Ω 1/16W J	
R346	NRSA63J-223X	MG RESISTOR	22kΩ 1/16W J	
R347	NRSA63J-203X	MG RESISTOR	20kΩ 1/16W J	
R348	NRSA63J-0R0X	MG RESISTOR	0Ω 1/16W J	
R350	NRSA63J-751X	MG RESISTOR	750Ω 1/16W J	
R351	NRSA63J-681X	MG RESISTOR	680Ω 1/16W J	
R352	NRSA63J-105X	MG RESISTOR	1MΩ 1/16W J	
R353	NRSA63J-101X	MG RESISTOR	100Ω 1/16W J	
R357	NRSA63J-221X	MG RESISTOR	220Ω 1/16W J	
R358	NRSA63J-221X	MG RESISTOR	220Ω 1/16W J	
R362	NRSA63J-470X	MG RESISTOR	47Ω 1/16W J	
R367	NRSA63J-221X	MG RESISTOR	220Ω 1/16W J	
R372	NRSA63J-103X	MG RESISTOR	10kΩ 1/16W J	
R373	NRSA63J-103X	MG RESISTOR	10kΩ 1/16W J	
R375	NRSA63J-471X	MG RESISTOR	470Ω 1/16W J	
R376	NRSA63J-102X	MG RESISTOR	1kΩ 1/16W J	
R377	NRSA63J-102X	MG RESISTOR	1kΩ 1/16W J	
R383	NRSA63J-101X	MG RESISTOR	100Ω 1/16W J	
R384	NRSA63J-102X	MG RESISTOR	1kΩ 1/16W J	
R385	NRSA63J-102X	MG RESISTOR	1kΩ 1/16W J	
R392	NRSA63J-103X	MG RESISTOR	10kΩ 1/16W J	
R458	NRSA63J-102X	MG RESISTOR	1kΩ 1/16W J	
R535	NRSA63J-473X	MG RESISTOR	47kΩ 1/16W J	
R541	NRSA63J-473X	MG RESISTOR	47kΩ 1/16W J	
R542	NRSA63J-473X	MG RESISTOR	47kΩ 1/16W J	
R701	NRSA63J-2R2X	MG RESISTOR	2.2Ω 1/16W J	
R718	NRSA63J-473X	MG RESISTOR	47kΩ 1/16W J	
R721	NRSA63J-471X	MG RESISTOR	470Ω 1/16W J	
R722	NRSA63J-0R0X	MG RESISTOR	0Ω 1/16W J	
R723	NRSA63J-471X	MG RESISTOR	470Ω 1/16W J	
R730	NRSA63J-331X	MG RESISTOR	330Ω 1/16W J	
R731	NRSA63J-102X	MG RESISTOR	1kΩ 1/16W J	
R732	NRSA63J-102X	MG RESISTOR	1kΩ 1/16W J	
CN101	QGF0523F3-24W	CONNECTOR	FFC/FPC (1-24)	
CN201	QGF1016F8-08W	CONNECTOR	FFC/FPC (1-8)	
CN701	QGF1016F8-25W	CONNECTOR	FFC/FPC (1-25)	
CN712	QGF1016F8-05W	CONNECTOR	FFC/FPC (1-5)	
K101	NQR0502-001X	FERRITE BEADS		
K351	NQR0502-001X	FERRITE BEADS		
K352	NQR0502-001X	FERRITE BEADS		
K501	NQR0502-001X	FERRITE BEADS		
K701	NQR0022-002X	FERRITE BEADS		
K702	NQR0022-002X	FERRITE BEADS		
K703	NQR0022-002X	FERRITE BEADS		
K704	NQR0022-002X	FERRITE BEADS		
K705	NQR0022-002X	FERRITE BEADS		
K706	NQR0022-005X	FERRITE BEADS		
K707	NQR0022-002X	FERRITE BEADS		
K708	NQR0022-002X	FERRITE BEADS		
K709	NQR0022-002X	FERRITE BEADS		
K710	NQR0022-002X	FERRITE BEADS		
K711	NQR0022-002X	FERRITE BEADS		
K720	NQR0022-002X	FERRITE BEADS		
K721	NRSA63J-0R0X	MG RESISTOR	0Ω 1/16W J	
K722	NRSA63J-0R0X	MG RESISTOR	0Ω 1/16W J	
TH301	NAD0025-103X	N THERMISTOR	10kΩ	
X301	NAX0741-001X	CRYSTAL		

Packing materials and accessories parts list

Block No. **M** **3** **M** **M**

(MX-DK1US, MX-DK1UW, MX-DK1UG, MX-DK1UN,
MX-DK15UN)



Packing and Accessories

(MX-DK1US,MX-DK1UW,MX-DK1UG,MX-DK1UN,MX-DK15UN)

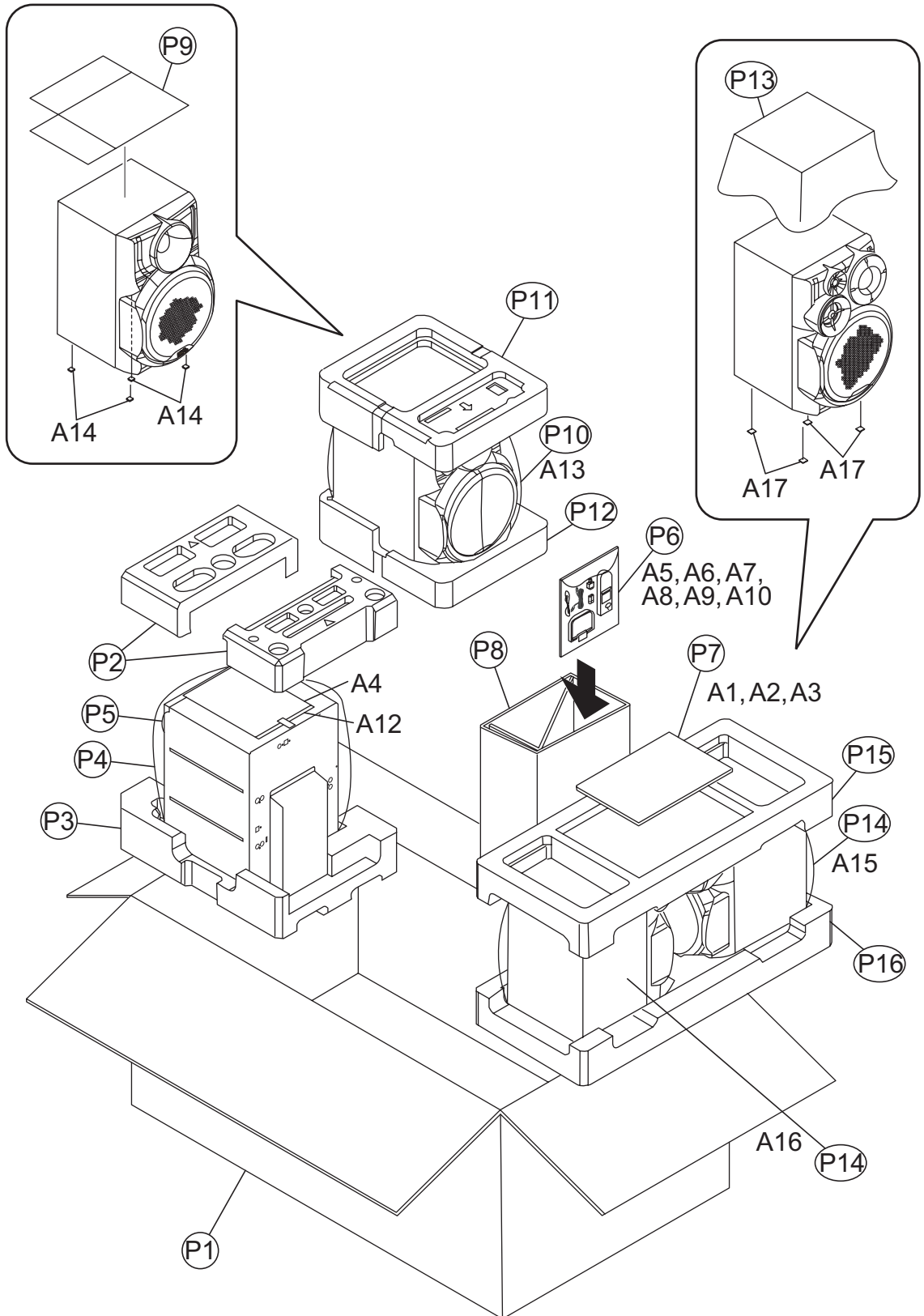
Block No. [M][3][M][M]

△	Symbol No.	Part No.	Part Name	Description	Local
	A 1	GVT0177-001A	INST BOOK	ENG	
	A 2	GVT0177-003A	INST BOOK	CHI(PEKIN)	DK1US,DK1UN,DK15UN
	A 2	GVT0177-005A	INST BOOK	SPA POR	DK1UW
	A 2	GVT0177-004A	INST BOOK	ARA PER	DK1UG
	A 3	GVT0186-001A	NOTICE SHEET		
	A 4	GVT0187-001A	NOTICE SHEET		
	A 5	QAL0014-003	AM LOOP ANT		
	A 6	QAL0457-001	ANT.WIRE		
△	A 7	QAM0112-002	PLUG ADAPTOR		DK1US,DK1UW,DK1UN,DK15UN
	A 8	QAM0216-001	SIGNAL CORD		
	A 9	RM-SMXDK1U	REMOCON		
	A 10	-----	BATTERY	1.5V(x2)	
	A 12	GVT0185-001A	NOTICE SHEET		DK1UN,DK15UN
	A 13	MXDK1U-SPBOX-R	SPEAKER BOX		DK1US,DK1UW,DK1UG,DK1UN
	A 13	MXDK15U-SPBOX-R	SPEAKER BOX		DK15UN
	A 14	MXDK1U-SPBOX-L	SPEAKER BOX		DK1US,DK1UW,DK1UG,DK1UN
	A 14	MXDK15U-SPBOX-L	SPEAKER BOX		DK15UN
	A 15	441-802104-00	LEG CUSHION	(x8)	
	P 1	GV20424-001A	CARTON ASSY.		DK1US,DK1UN
	P 1	GV20424-003A	CARTON ASSY.		DK1UW
	P 1	GV20424-002A	CARTON ASSY.		DK1UG
	P 1	GV20452-001A	CARTON ASSY.		DK15UN
	P 2	GV10326-001A	CUSHION (TOP)		
	P 3	GV10327-001A	CUSHION (BOTTOM)		
	P 4	QPC06507030P	POLY BAG	65cm x 70cm	
	P 5	GV40437-003A	CLOTH		
	P 6	QPC02503515P	POLY BAG	25cm x 35cm	
	P 7	715-250035-00	MIRAMAT SHEET	(x2)	
	P 8	700-120034-20	HDPE BAG	(x2)	
	P 9	720-MXDK1T-00	TOP CUSHION		
	P 10	720-MXDK1B-00	BOTTOM CUSHION		

Packing materials and accessories parts list

Block No. M 4 M M

(MX-DK3US, MX-DK3UW, MX-DK3UG, MX-DK3UN)



Packing and Accessories

(MX-DK3US, MX-DK3UW, MX-DK3UG, MX-DK3UN)

Block No. [M][4][M][M]

△	Symbol No.	Part No.	Part Name	Description	Local
	A 1	GVT0177-001B	INST BOOK	ENG	
	A 2	GVT0177-003B	INST BOOK	CHI(PEKIN)	DK3US,DK3UN
	A 2	GVT0177-005A	INST BOOK	SPA POR	DK3UW
	A 2	GVT0177-004B	INST BOOK	ARA PER	DK3UG
	A 3	GVT0186-001A	NOTICE SHEET		
	A 4	GVT0187-001A	NOTICE SHEET		
	A 5	QAL0014-003	AM LOOP ANT		
	A 6	QAL0457-001	ANT.WIRE		
△	A 7	QAM0112-002	PLUG ADAPTOR		DK3US,DK3UW,DK3UN
	A 8	QAM0216-001	SIGNAL CORD		
	A 9	RM-SMXDK3U	REMOCON		
	A 10	-----	BATTERY	1.5V(x2)	
	A 12	GVT0185-001A	NOTICE SHEET		DK3UN
	A 13	GV30906-001A	SPEAKER BOX		
	A 14	441-802104-00	LEG CUSHION	(x4)	
	A 15	MXDK1U-SPBOX-R	SPEAKER BOX		
	A 16	MXDK1U-SPBOX-L	SPEAKER BOX		
	A 17	441-802104-00	LEG CUSHION	(x8)	
	P 1	GV20425-001A	CARTON ASSY.		DK3US,DK3UN
	P 1	GV20425-003A	CARTON ASSY.		DK3UW
	P 1	GV20425-002A	CARTON ASSY.		DK3UG
	P 2	GV10337-001A	CUSHION (TOP)		
	P 3	GV10338-001A	CUSHION (BOTTOM)		
	P 4	QPC06507030P	POLY BAG	65cm x 70cm	
	P 5	GV40437-003A	CLOTH		
	P 6	QPC02503515P	POLY BAG	25cm x 35cm	
	P 7	QPC02503515P	POLY BAG	25cm x 35cm	
	P 8	GV30909-001A	CARTON SPACER		
	P 9	715-250035-00	MIRAMAT SHEET		
	P 10	700-120034-20	HDPE BAG		
	P 11	720-MXDK3WT-00	TOP CUSHION		
	P 12	720-MXDK3WB-00	BOTTOM CUSHION		
	P 13	715-250035-00	MIRAMAT SHEET	(x2)	
	P 14	700-120034-20	HDPE BAG	(x2)	
	P 15	720-MXDK1T-00	TOP CUSHION		
	P 16	720-MXDK1B-00	BOTTOM CUSHION		

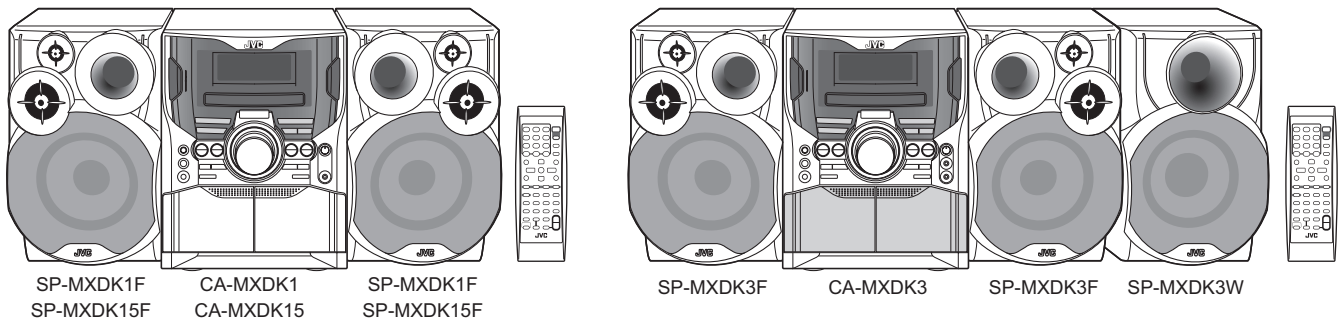
JVC

SCHEMATIC DIAGRAMS

COMPACT COMPONENT SYSTEM

MX-DK1US, MX-DK1UW, MX-DK1UG
MX-DK1UN, MX-DK3US, MX-DK3UW
MX-DK3UG, MX-DK3UN, MX-DK15UN

CD-ROM No.SML200606



ACTIVE BASS EXTENSION

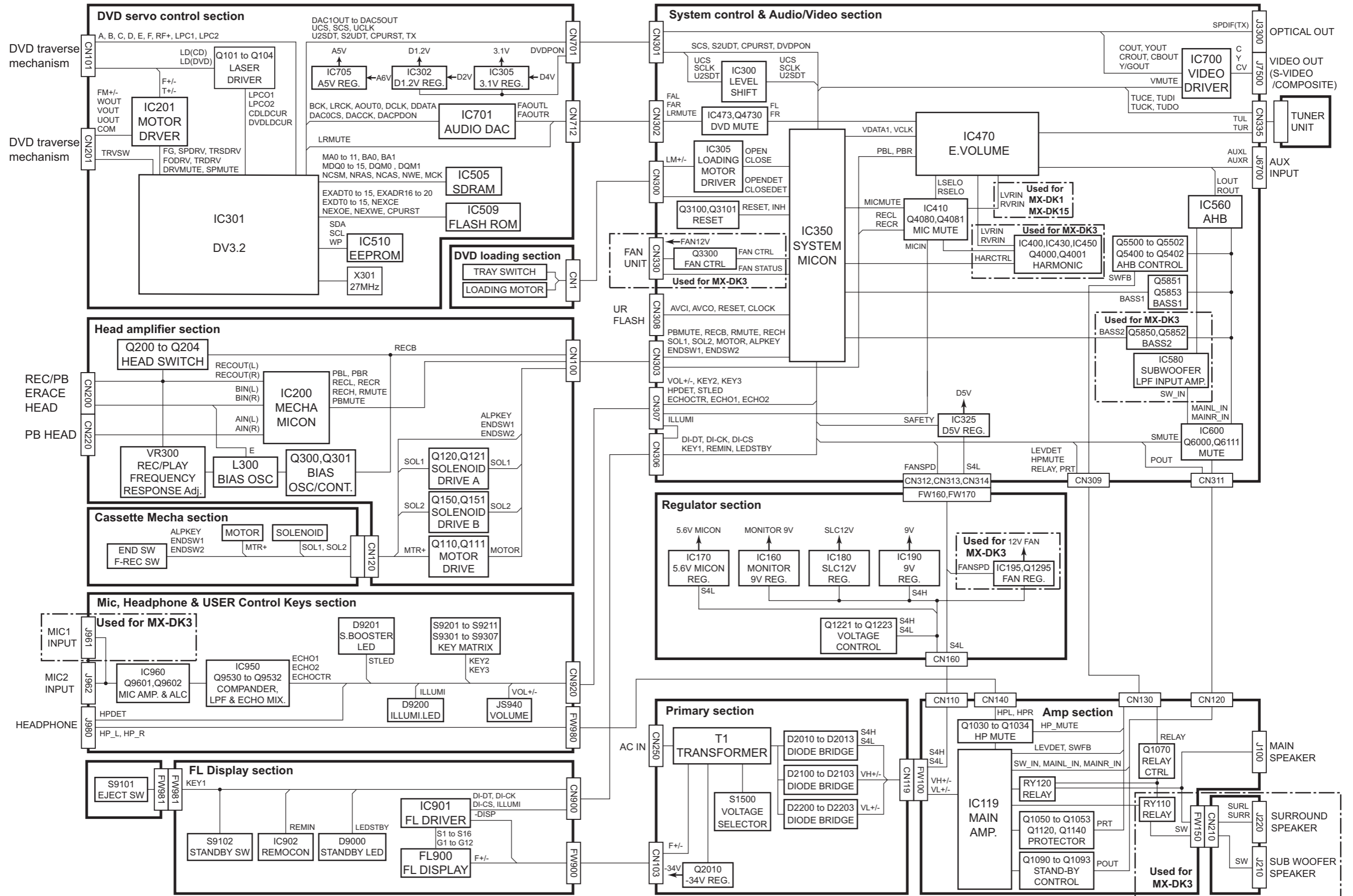
Lead free solder used in the board (material : Sn-Ag-Cu, melting point : 219 Centigrade)

Contents

Block diagrams	2-1
Standard schematic diagrams	2-2
Printed circuit boards	2-11 to 14

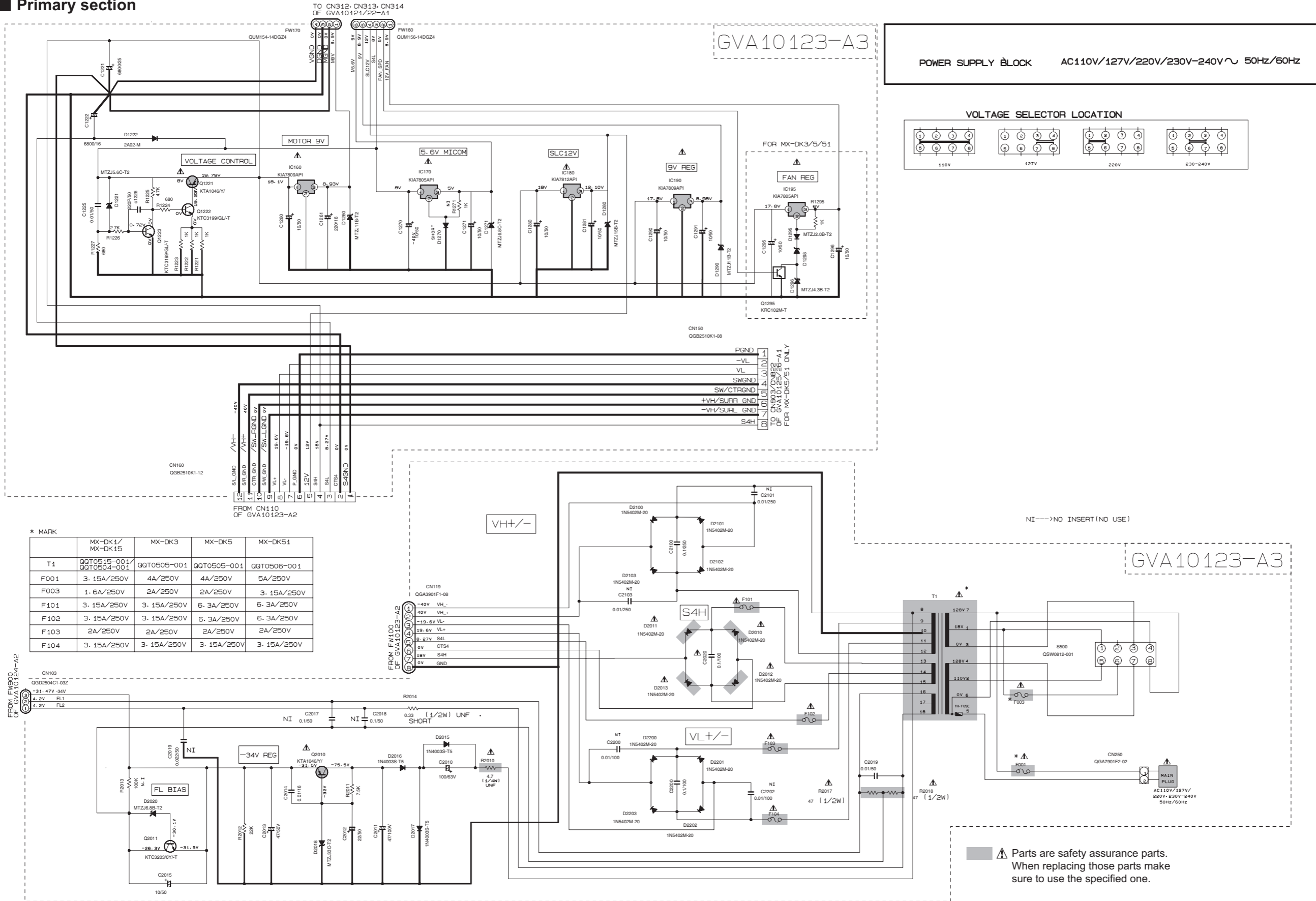
In regard with component parts appearing on the silk-screen printed side (parts side) of the PWB diagrams, the parts that are printed over with black such as the resistor (■), diode (▣) and ICP (●) or identified by the "▲" mark nearby are critical for safety.

Block diagram

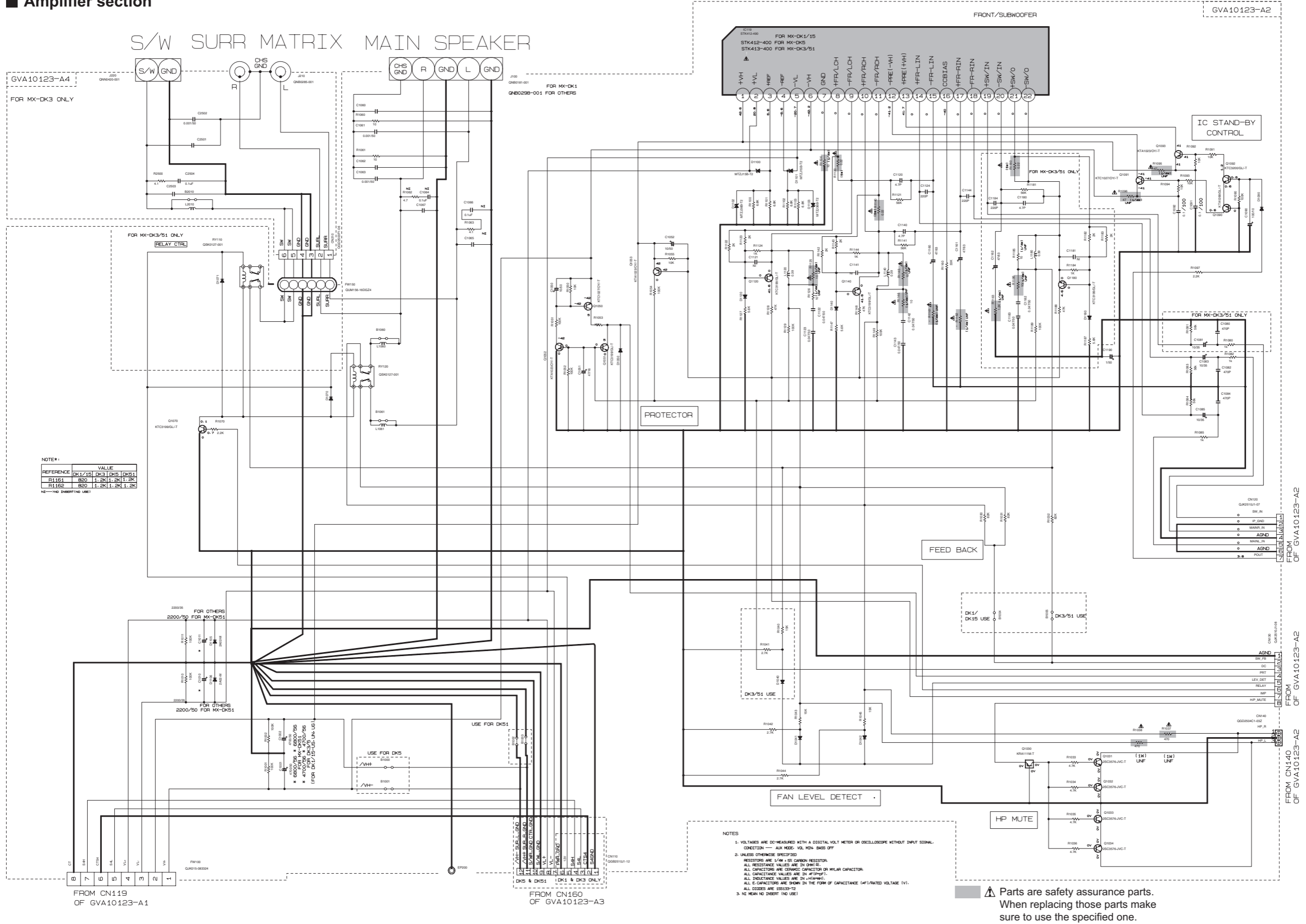


Standard schematic diagrams

Primary section



Amplifier section



NOTE*

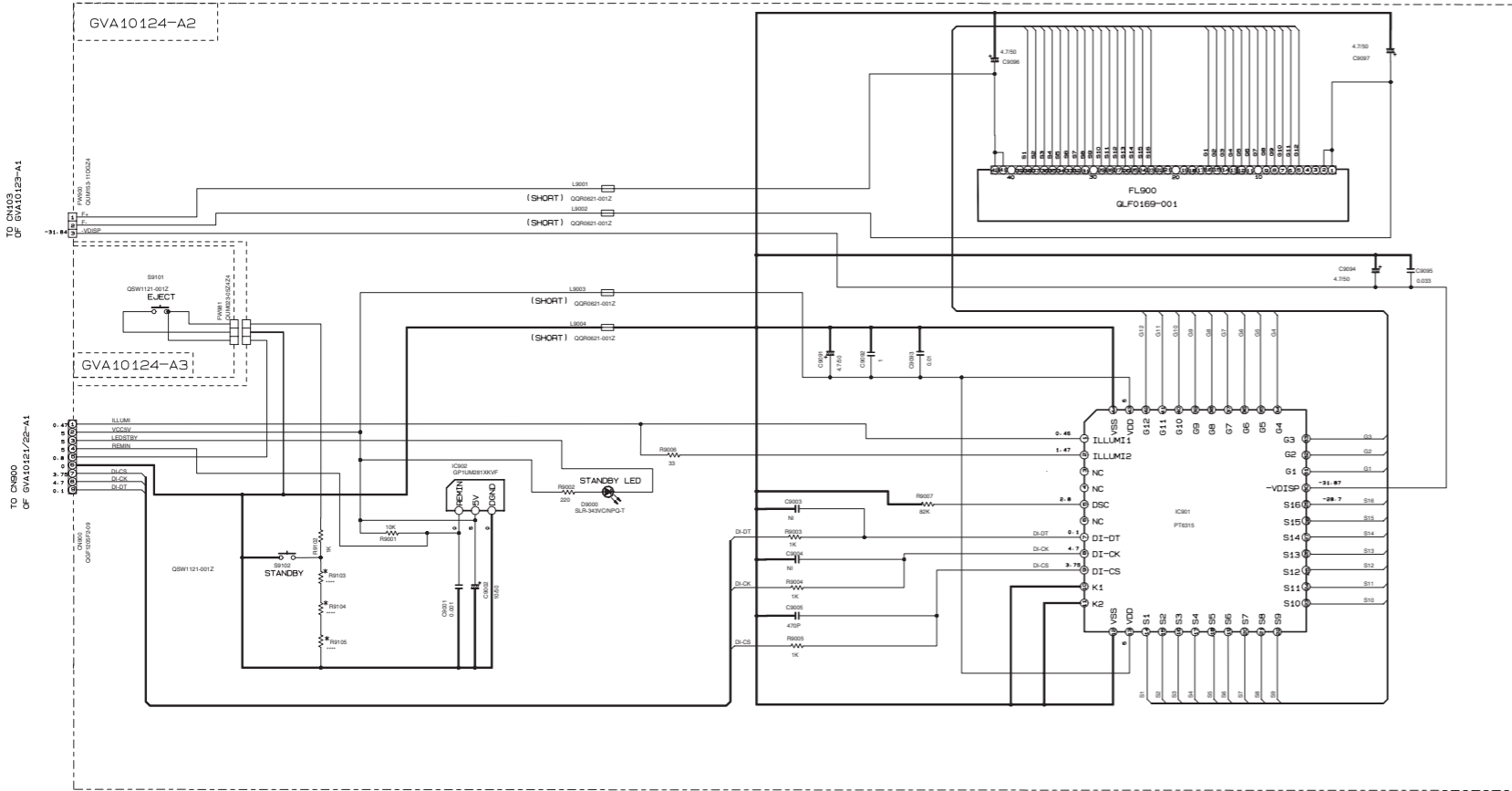
REFERENCE	DK1/15	DK3	DK5	DK41
R1161	R80	1.2K	1.2K	1.2K
R1162	R20	1.2K	1.2K	1.2K

NI—NO INSERTING USE!

- NOTES
1. VOLTAGES ARE DC-MEASURED WITH A DIGITAL VOLT METER OR OSCILLOSCOPE WITHOUT INPUT SIGNAL. CONDITION — AUX MODE; VOL. NON-BASS OFF
 2. UNLESS OTHERWISE SPECIFIED, RESISTORS ARE 1/4W ± 5% CARBON RESISTOR. ALL RESISTANCE VALUES ARE IN OHMS (Ω). ALL CAPACITORS ARE CERAMIC CAPACITOR OR MYLAR CAPACITOR. ALL CAPACITANCE VALUES ARE IN PICOFARAD (PF). ALL INDUCTANCE VALUES ARE IN HENRY (H). ALL C-COMNECTORS ARE SHOWN IN THE FORM OF CAPACITANCE (uF/PARTED VOLTAGE (V)). ALL DIODES ARE 1S6L33-T2
 3. NI MEAN NO INSERTING USE!

⚠ Parts are safety assurance parts. When replacing those parts make sure to use the specified one.

FL display, User key, Mic input section



MARK MX-DK1/DK15/DK3/DK5/DK51

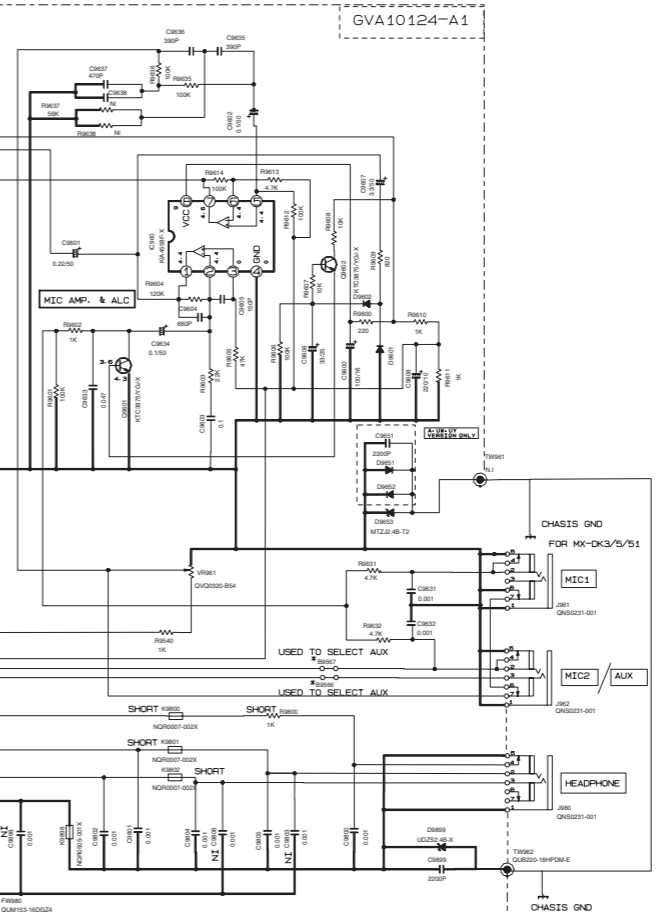
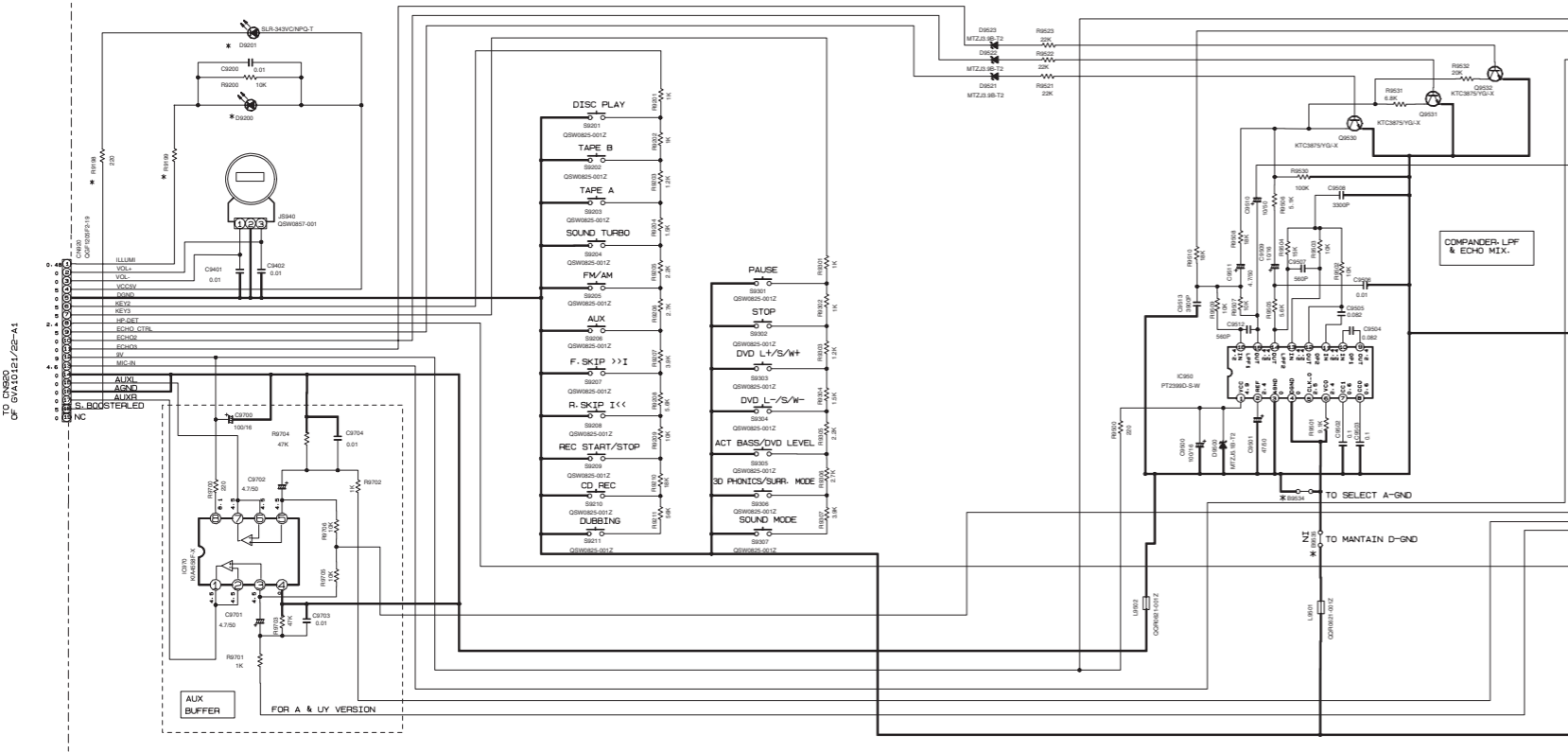
VERSION	US	UN	UG/UX	UY	EE	LM	A	REMARK
R9103	1K	1K	1K	4.7K	4.7K	5.6K	10K	
R9104	SHORT	1.2K	1.2K	1.2K	1.2K	3K	3K	
R9105	SHORT	SHORT	1.5K	SHORT	2.7K	3.9K	5.1K	

MARK MX-DK1/DK15/DK3/DK5/DK51

VERSION	US	UN	UG/UX	UY	EE	LM	A	REMARK
B9003	NI	NI	NI	USED	NI	NI	USED	FOR VERSION WITH FRONT AUX ONLY
B9004								

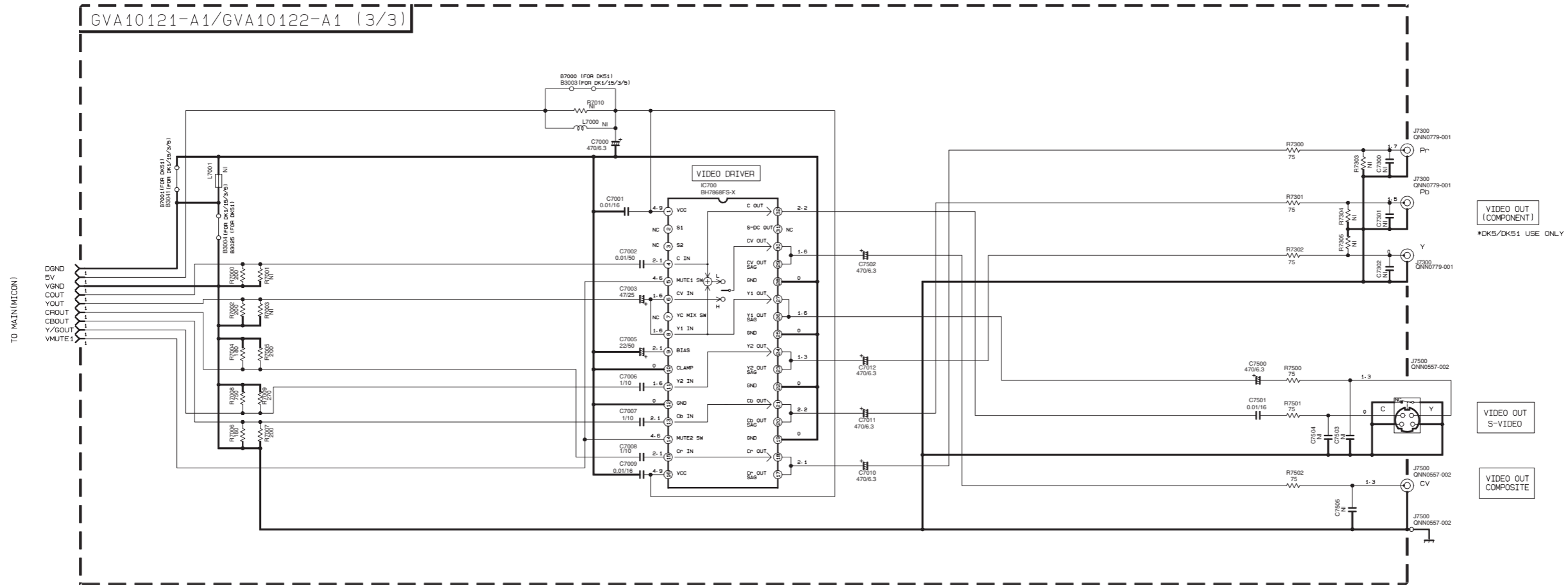
MARK

MODEL	MX-DK1	MX-DK3	MX-DK5	MX-DK51
D9201		SLR-343VC-T	SELU10C-P	SELU10C-P
R9198		220	220	220
D9200	QLR-56VC3F	SELU1E54CM-P	SELU1E54CM-P	SELU1E54CM-P
R9199	130	75	75	75



NOTES
 1. VOLTAGES ARE DC-MEASURED WITH A DIGITAL VOLT METER OR OSCILLOSCOPE WITHOUT INPUT SIGNAL. CONDITION — AUX MODE, VOL. MD= BASS OFF
 UNLESS OTHERWISE SPECIFIED
 2. ALL RESISTORS ARE 1/4W ± 5% SMT PART
 ALL RESISTANCE VALUES ARE IN OHMS (Ω)
 ALL CAPACTORS ARE CERAMIC CAPACITOR OR MLAR CAPACITOR.
 ALL CAPACITANCE VALUES ARE IN pF (pF).
 ALL INDUCTANCE VALUES ARE IN mH (mH).
 ALL E-CAPACITORS ARE SHOWN IN THE FORM OF CAPACTANCE (μF)/RATED VOLTAGE (V).
 ALL DIODES ARE 1N4148P
 ALL Z-CODES ARE 100Ω ± 5%
 3. NI → NO INSERT

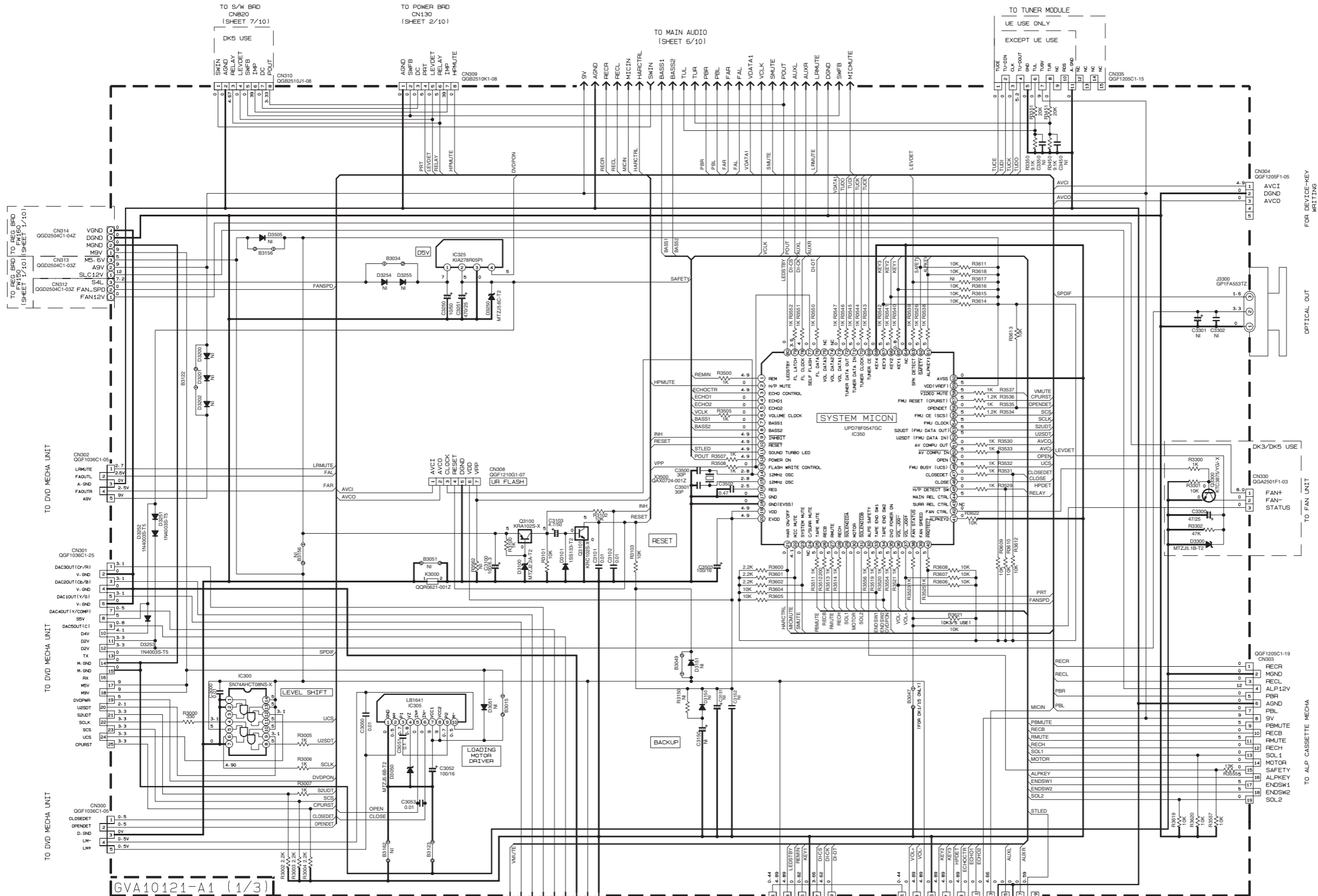
■ Video output section



NOTES

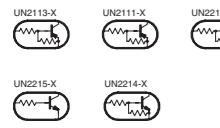
1. VOLTAGES ARE DC-MEASURED WITH A DIGITAL VOLT METER OR OSCILLOSCOPE WITHOUT INPUT SIGNAL. CONDITION — CD STOP MODE VO1-0
2. UNLESS OTHERWISE SPECIFIED RESISTORS ARE 1/8W ±5% CARBON RESISTOR. ALL RESISTANCE VALUES ARE IN OHM(Ω). ALL CAPACITORS ARE CERAMIC CAPACITOR OR MYLAR CAPACITOR. ALL CAPACITANCE VALUES ARE IN #FIP(pf). ALL INDUCTANCE VALUES ARE IN #H(m=μH). ALL E-CAPACITORS ARE SHOWN IN THE FORM OF CAPACITANCE (μF)/RATED VOLTAGE (V). ALL DIODES ARE MA111-X
3. MARK(* AND #) IS TO SHOW DEVIATION IN VERSIONS ARE EXPLAINED NEAR MARK.
4. NI—→NO INSERT(NO USE)

External input, Source selector, System micon section



NOTES
 1. VOLTAGES ARE DC-MEASURED WITH A DIGITAL VOLT METER OR OSCILLOSCOPE WITHOUT INPUT SIGNAL. CONDITION --- CD STOP MODE.
 2. UNLESS OTHERWISE SPECIFIED, ALL RESISTORS ARE 1/4W ± 5% CARBON FILM RESISTOR OR 0.063W ± 5% THICK FILM CHIP RESISTOR. ALL CAPACITORS ARE CERAMIC CAPACITOR OR MYLAR CAPACITOR.
 3. NI --- NO INSERT (NO USE)

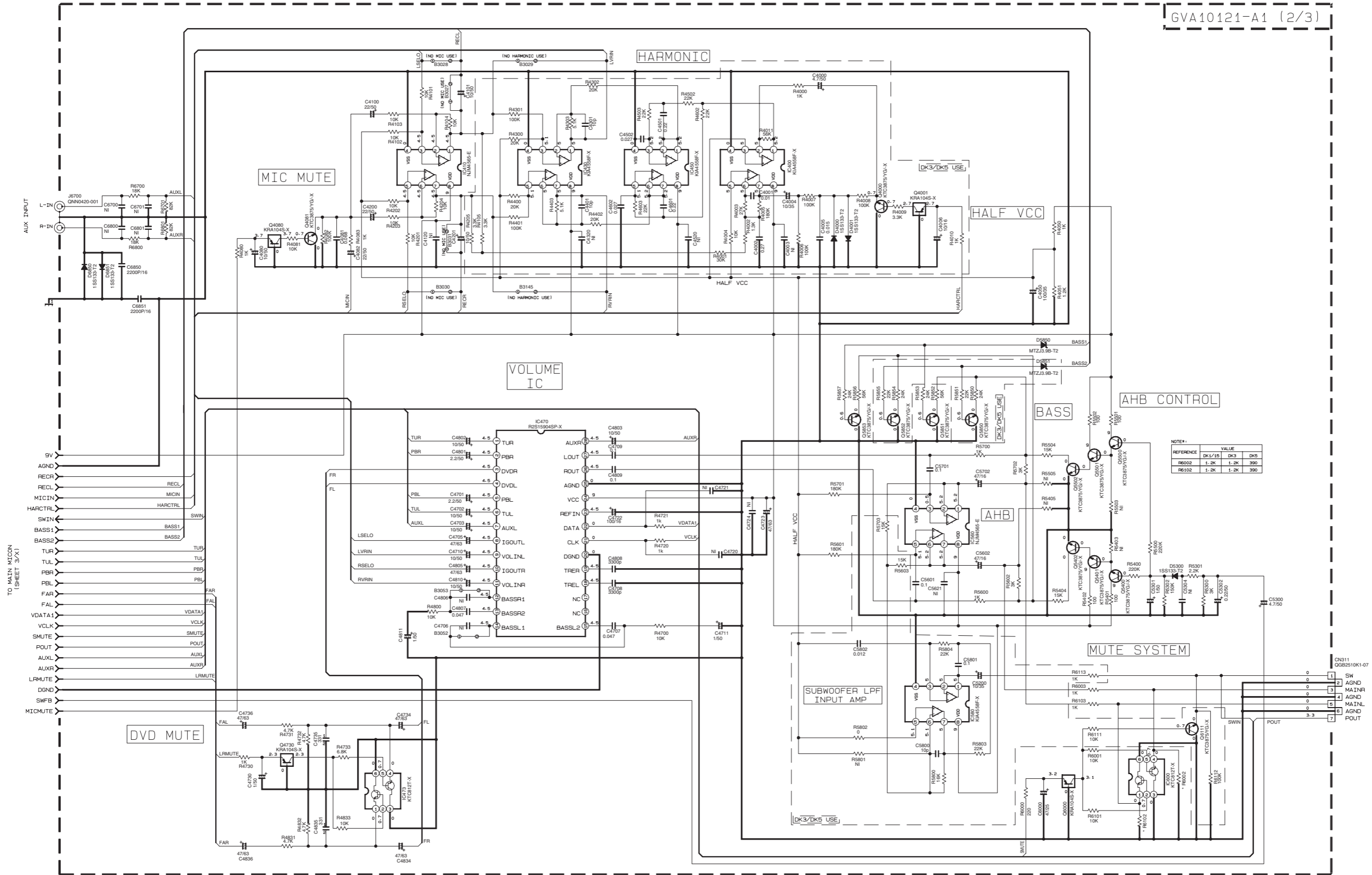
ALL RESISTANCE VALUES ARE IN OHM (Ω). ALL CAPACITANCE VALUES ARE IN (P)PF. ALL E-CAPACITORS ARE SHOWN IN THE FORM OF CAPACITANCE (μF) / RATED VOLTAGE (V). ALL INDUCTANCE VALUES ARE IN μH (mH). ALL DIODES ARE 1SS133-72. ALL FERRITE BEADS ARE NGR0007-002X.



TO MAIN (VIDEO) (SHEET 4/10)
 TO FRONT BOARD (SHEET 3/10)
 TO FRONT BOARD (SHEET 3/10)

■ Audio system section

GVA10121-A1 (2/3)



NOTE:

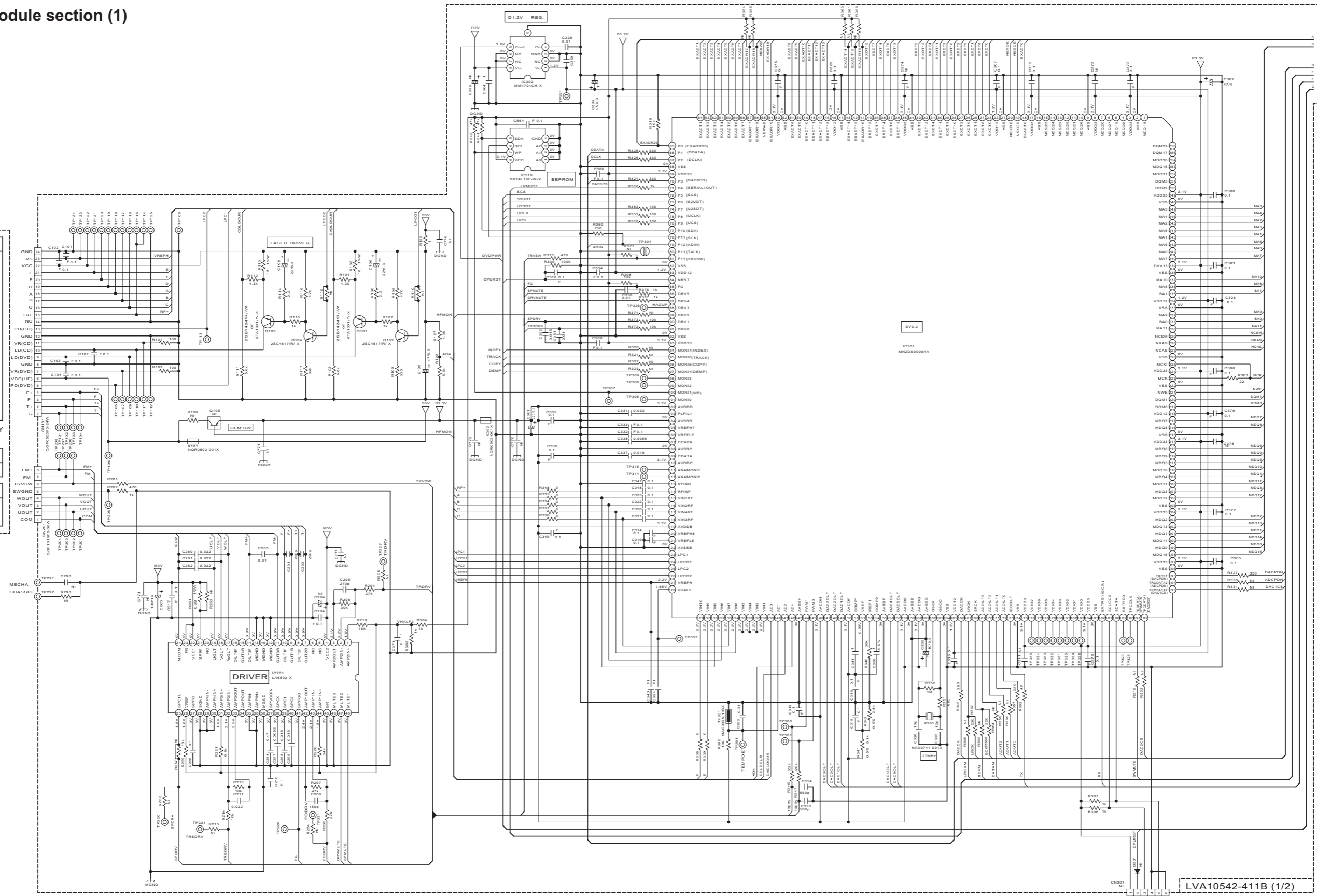
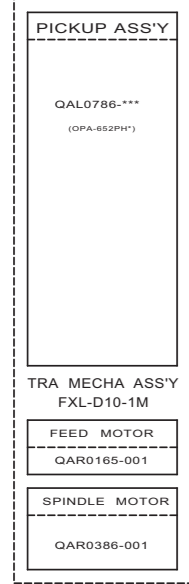
REFERENCE	DK1/15	DK3	DK5
R6002	1.2K	1.2K	390
R6102	1.2K	1.2K	390

NOTES

- VOLTAGES ARE DC-MEASURED WITH A DIGITAL VOLT METER OR OSCILLOSCOPE WITHOUT INPUT SIGNAL. CONDITION --- CD STOP MODE
- UNLESS OTHERWISE SPECIFIED. ALL RESISTORS ARE 1/4W ± 5% CARBON FILM RESISTOR OR 0.063W ± 5% THICK FILM CHIP RESISTOR. ALL CAPACITORS ARE CERAMIC CAPACITOR OR MYLAR CAPACITOR.
- ALL RESISTANCE VALUES ARE IN OHM (Ω). ALL CAPACITANCE VALUES ARE IN μF (P=PF). ALL E-CAPACITORS ARE SHOWN IN THE FORM OF CAPACITANCE(±F)/RATED VOLTAGE (V). ALL INDUCTANCE VALUES ARE IN μH(m=MH). ALL DIODES ARE 1SS133-T2. ALL FERRITE BEADS ARE NGR0007-002X. 3. NI---->NO INSERT(NO USE)

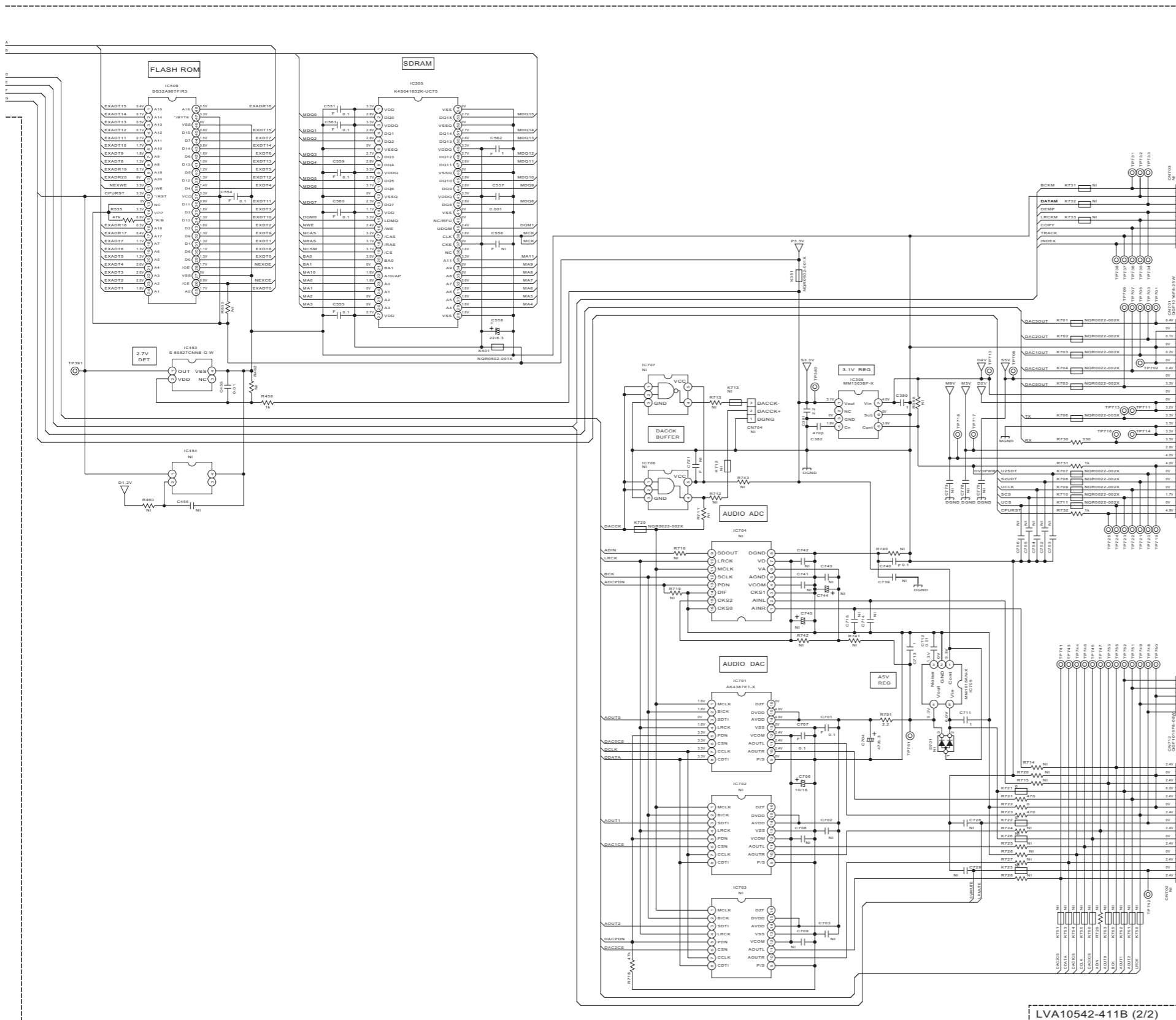


■ DVD module section (1)



- NOTES**
- VOLTAGES ARE DC-MEASURED WITH A DIGITAL VOLT METER WITHOUT INPUT SIGNAL.
CONDITION --- A DVD disc in the Tray 1, and STOP mode.
 - UNLESS OTHERWISE SPECIFIED.
ALL RESISTORS ARE 1/16W ±5% METAL GLAZE RESISTOR, OR 0.5% METAL GLAZE RESISTOR.
ALL CAPACITORS ARE 50V, 25V, 16V, 10V OR 6.3V CERAMIC CAPACITOR
ALL RESISTANCE VALUES ARE IN OHM(Ω).
ALL CAPACITANCE VALUES ARE IN pF(pf).
ALL E-CAPACITORS ARE SHOWN IN THE FORM OF CAPACITANCE(μF)/RATED VOLTAGE (V).
ALL INDUCTANCE VALUES ARE IN μH(mH).
 - NI STANDS FOR NOT INSERTED PARTS.

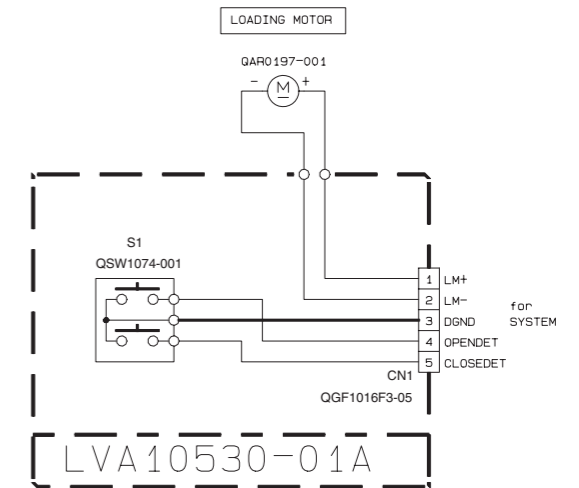
DVD module section (2)



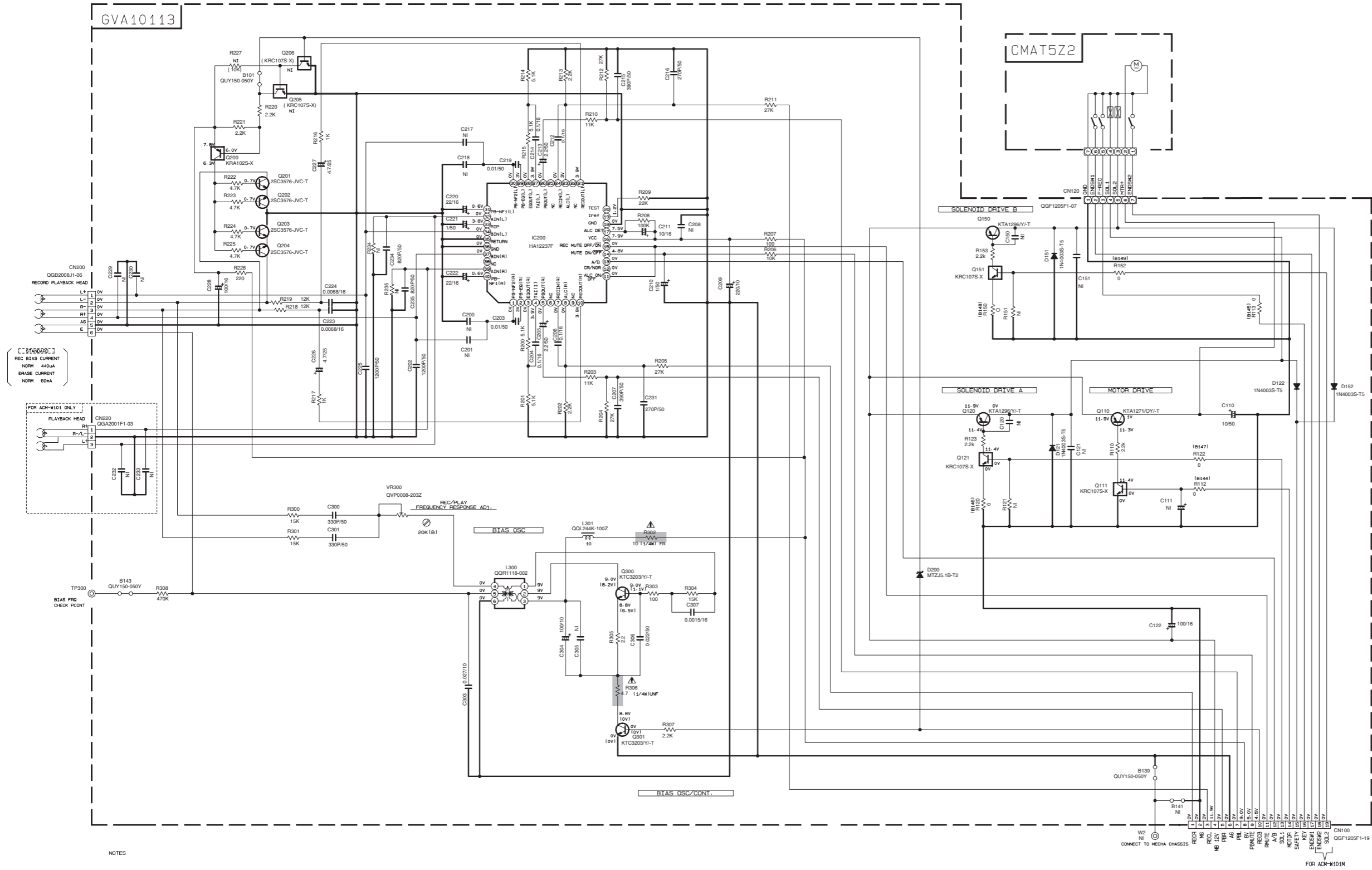
NOTES

- VOLTAGES ARE DC-MEASURED WITH A DIGITAL VOLT METER WITHOUT INPUT SIGNAL.
CONDITION — A DVD-disc in the Tray 1, and STOP mode.
- UNLESS OTHERWISE SPECIFIED.
ALL RESISTORS ARE 1/16W ±5% METAL GLAZE RESISTOR, OR 0.5% METAL GLAZE RESISTOR.
ALL CAPACITORS ARE 50V, 25V, 16V, 10V or 6.3V CERAMIC CAPACITOR
ALL RESISTANCE VALUES ARE IN OHMS).
ALL CAPACITANCE VALUES ARE IN μ F(p=pF).
ALL E-CAPACITORS ARE SHOWN IN THE FORM OF CAPACITANCE(μ F)/RATED VOLTAGE (V).
ALL INDUCTANCE VALUES ARE IN μ H(m=mH).
- NI STANDS FOR NOT INSERTED PARTS.

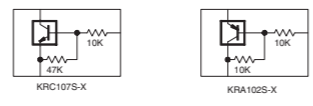
Loader section



Cassette mechanism section




- NOTES
1. VOLTAGES ARE DC-MEASURED WITH A DIGITAL VOLT METER OR OSCILLOSCOPE WITHOUT INPUT SIGNAL. CONDITION: MECHA STOP MODE.
 2. UNLESS OTHERWISE SPECIFIED - RESISTORS ARE 1/10W ±5% METAL GLAZE RESISTOR. ALL RESISTANCE VALUES ARE IN OHM(S). ALL CAPACITORS ARE CERAMIC CAPACITOR OR MYLAR CAPACITOR. ALL CAPACITANCE VALUES ARE IN #F(P=PF). ALL INDUCTANCE VALUES ARE IN #H(M=MH). ALL E-CAPACITORS ARE SHOWN IN THE FORM OF CAPACITANCE (#F)/RATED VOLTAGE (V). POLYPROPYLENE CAPACITOR.



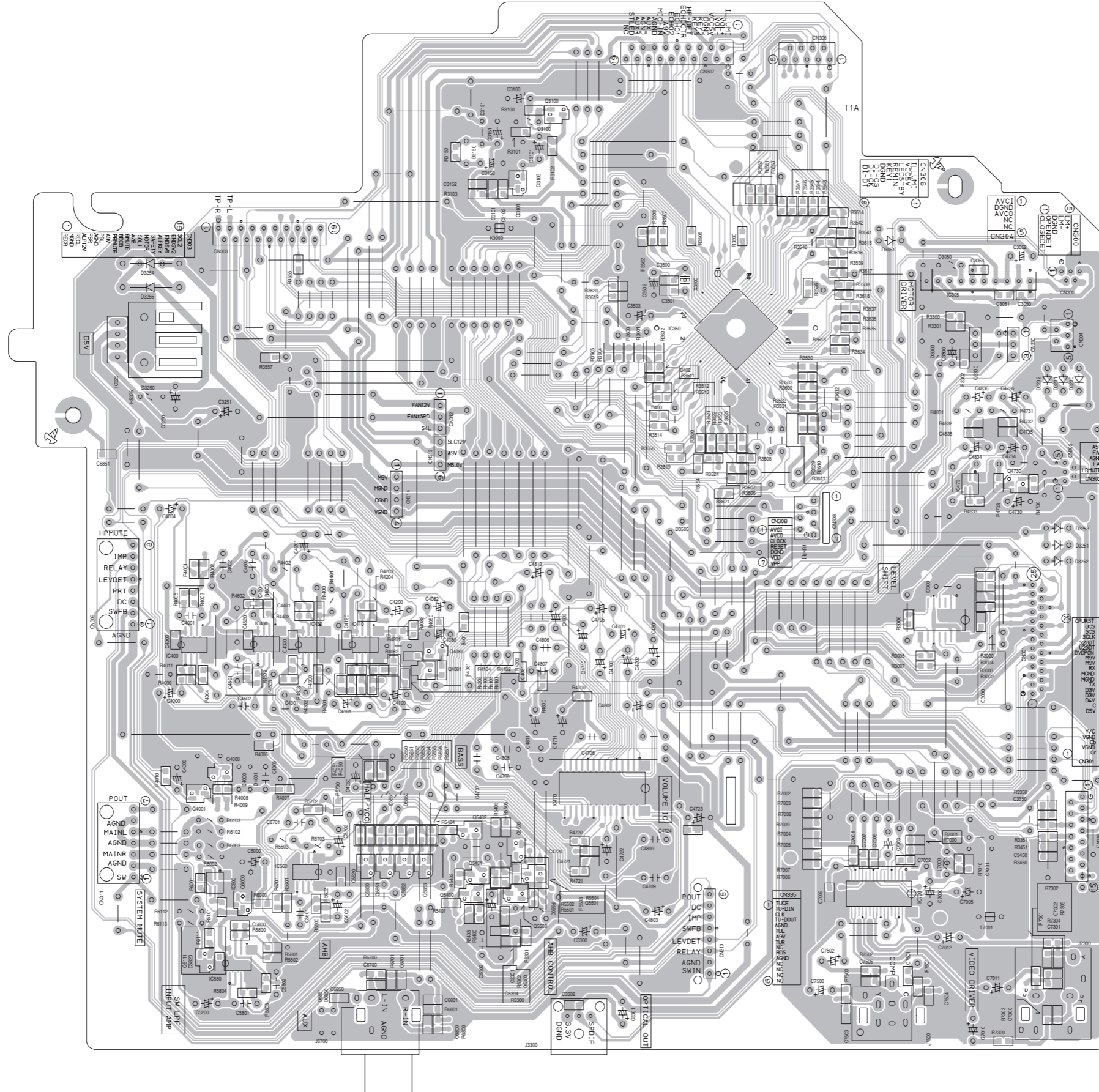
⚠ Parts are safety assurance parts.
When replacing those parts make sure to use the specified one.

Printed circuit boards

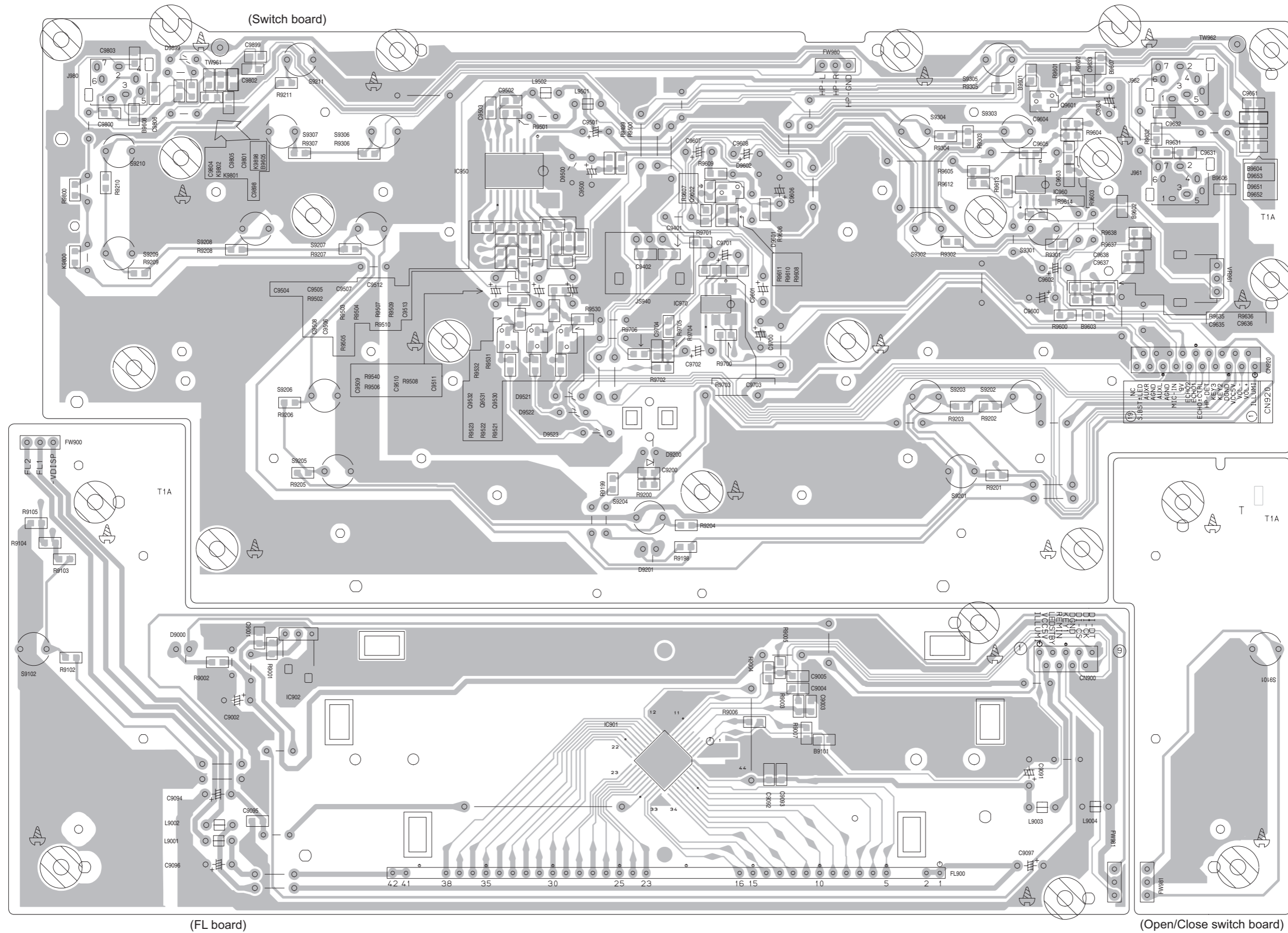
■ Power board Lead free solder used in the board (material : Sn-Ag-Cu, melting point : 219 Centigrade)



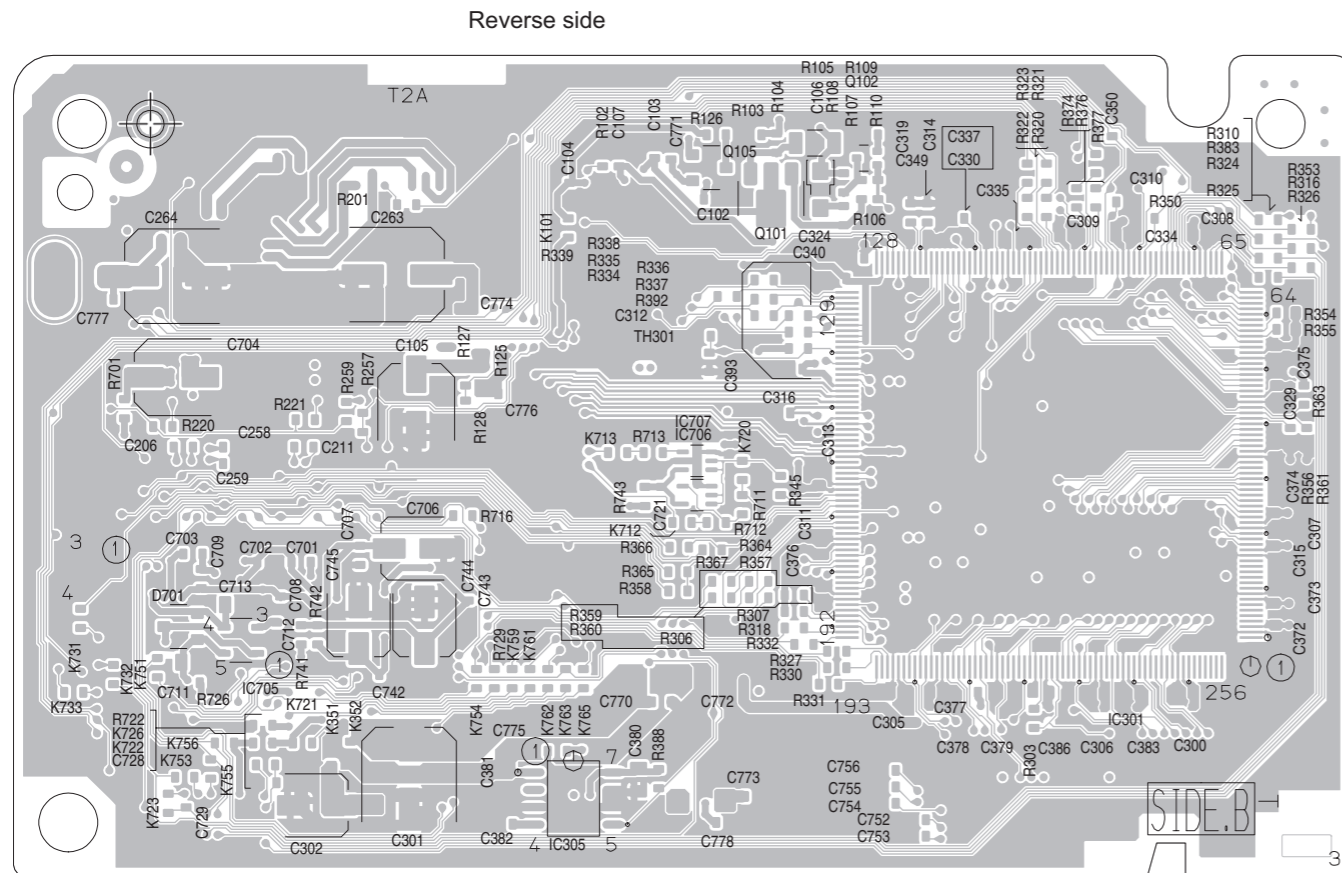
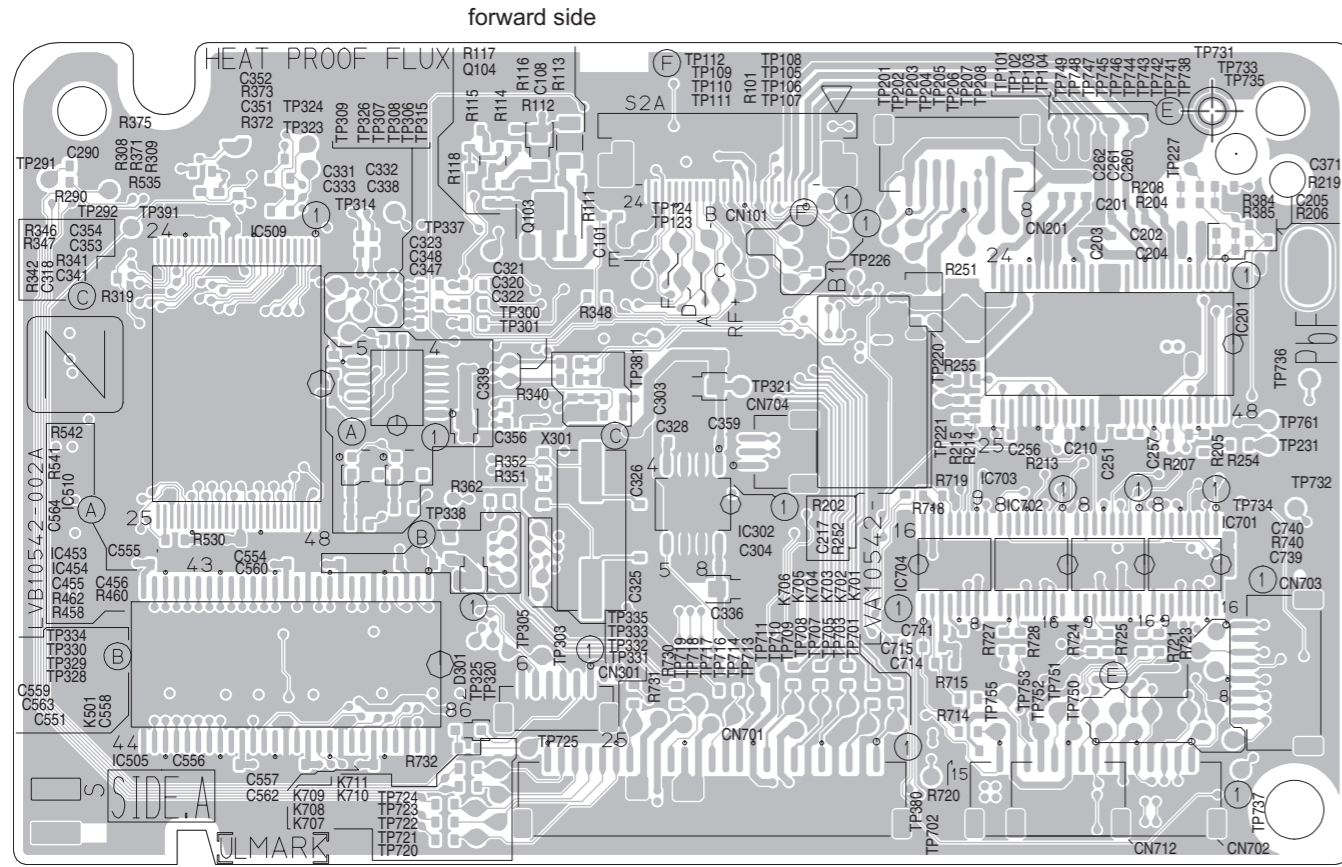
■ Micon board Lead free solder used in the board (material : Sn-Ag-Cu, melting point : 219 Centigrade)



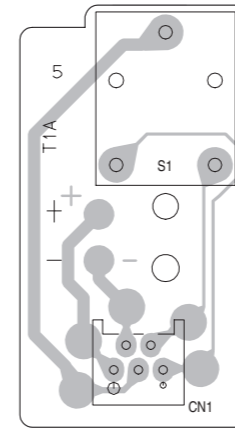
■ **Front board** Lead free solder used in the board (material : Sn-Ag-Cu, melting point : 219 Centigrade)



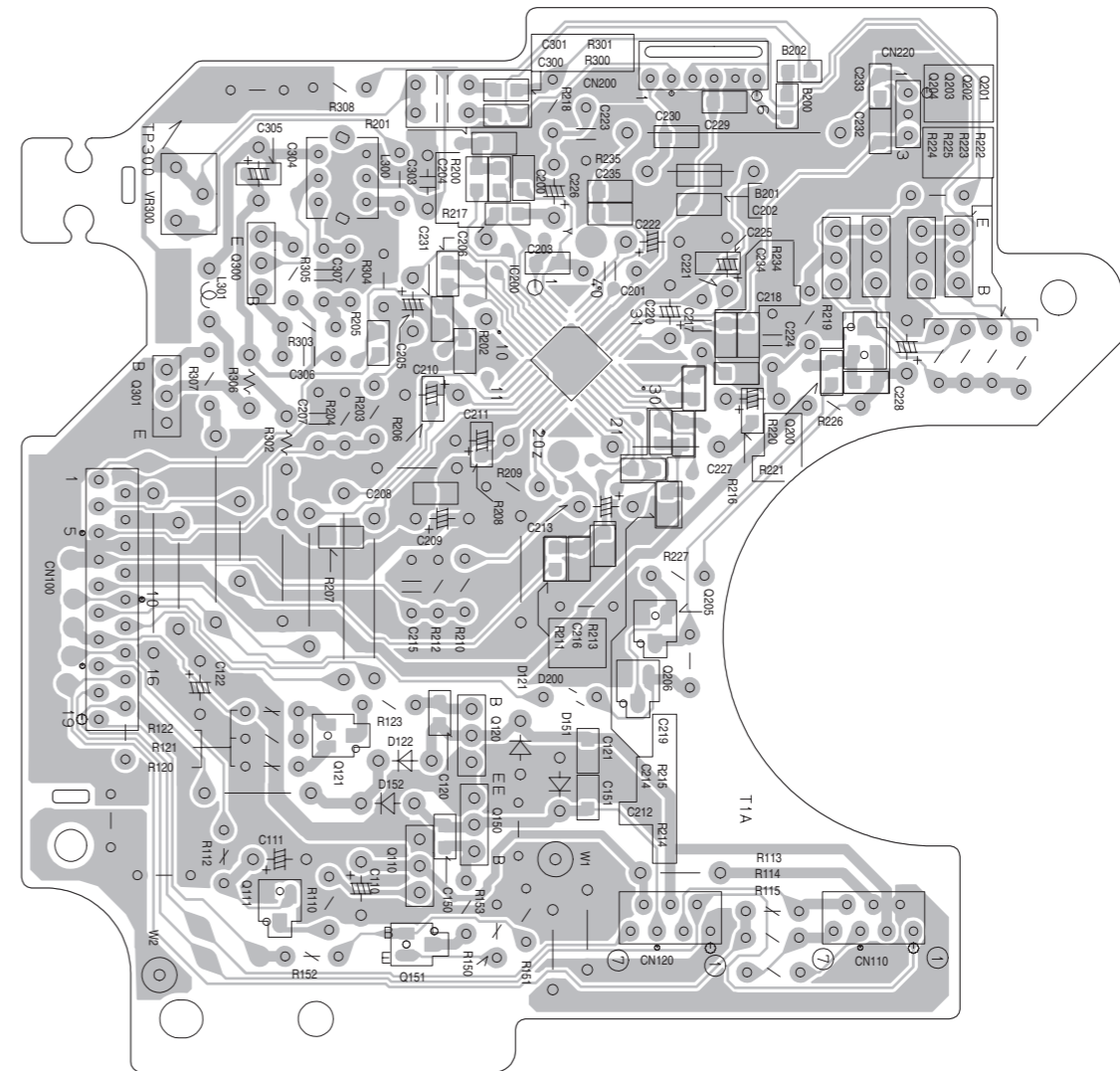
■ DVD module board Lead free solder used in the board (material : Sn-Ag-Cu, melting point : 219 Centigrade)



■ DVD switch board Lead free solder used in the board (material : Sn-Ag-Cu, melting point : 219 Centigrade)



■ Cassette board Lead free solder used in the board (material : Sn-Ag-Cu, melting point : 219 Centigrade)



< MEMO >

JVC

Victor Company of Japan, Limited

Audio/Video Systems Category 10-1, 1chome, Ohwatari-machi, Maebashi-city, 371-8543, Japan

(No.MB515SCH)



Printed in Japan
VPT