

JVC

SERVICE MANUAL

DVD DIGITAL THEATER SYSTEM

TH-M505, TH-M501

TH-M505	
Area suffix	
J -----	U.S.A.
C -----	Canada

TH-M501	
Area suffix	
J -----	U.S.A.

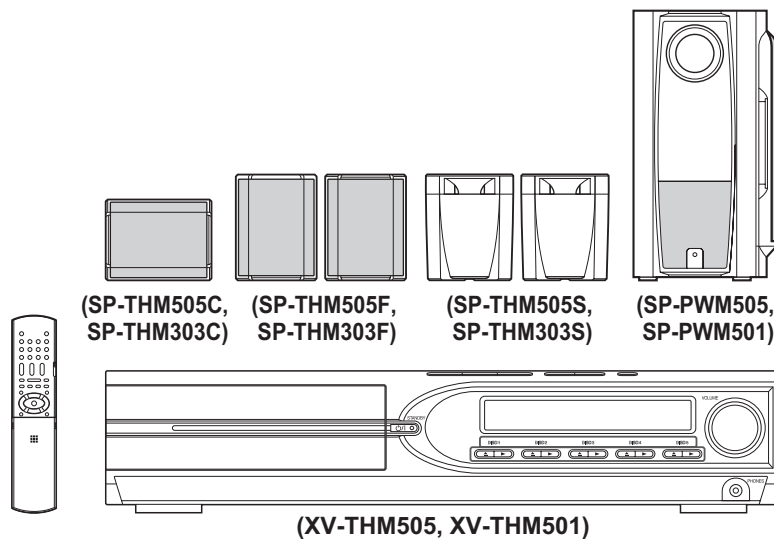


TABLE OF CONTENTS

1	PRECAUTION	1-3
2	SPECIFIC SERVICE INSTRUCTIONS	1-6
3	DISASSEMBLY	1-7
4	ADJUSTMENT	1-32
5	TROUBLESHOOTING	1-34

SPECIFICATION

Center unit (XV-THM606/XV-THM603/XV-THM505/XV-THM501/ XV-THM303/XV-THM301)

Audio section	Total Harmonic Distortion	0.02% NOTE: This value is measured at System cord CONNECTOR for reference.	
	Digital input *1	DIGITAL IN (DBS) (OPTICAL) : -21 dBm to -15 dBm (660 nm E30 nm)	
Video section	Video System	NTSC	
	Horizontal Resolution	500 lines	
	Signal-to-Noise Ratio	64 dB	
	Video output level	Composite: 1.0 V(p-p)/75Ω	
		S-video-Y: 1.0 V(p-p)/75Ω	
		S-video-C: 0.286 V(p-p)/75Ω	
Component-Y: 1.0 V(p-p)/75Ω			
Component-PB/PR: 0.7 V(p-p)/75Ω			
Video input sensitivity/Impedance (VCR IN)	Composite: 1.0 V(p-p)/75Ω		
	S-video-Y: 1.0 V(p-p)/75Ω		
	S-video-C: 0.286 V(p-p)/75Ω		
Tuner section	Tuning Range	FM: 87.5 MHz to 108.0 MHz AM: 530 kHz to 1 710 kHz	
	Power Requirements	AC 120 V, 60 Hz	
General	Power Consumption	18 W (at operation) 2.0 W (in standby mode)	
	Dimensions (W × H × D)	400 mm × 85 mm × 380 mm (15-3/4 inches × 3-3/8 inches × 15 inches)	

*1: Corresponding to Linear PCM, Dolby Digital, and DTS Digital Surround (with sampling frequency - 32 kHz, 44.1 kHz, 48 kHz)

Subwoofer (SP-PWM603/SP-PWM505/SP-PWM501)

Amplifier section	Front/Center/Surround	140 W (80 W *2) per channel, RMS at 4 Ω (Center/Surround)/ 140 W (120 W *2) per channel, RMS at 4 Ω (Front) at 1 kHz, with 10 % total harmonic distortion.
	Subwoofer	300 W , RMS at 4 Ω at 100 Hz, with 10 % total harmonic distortion.
Speaker section	Speaker unit	25 cm (9-7/8 inches) Bass-reflex, Magnetically Shielded
	Frequency Range	20 Hz to 200 Hz
General	Power Requirements	AC 120 V, 60 Hz
	Power Consumption	155 W (at operation) 0 W (in standby mode)
	Dimensions (W × H × D)	256 mm × 482 mm × 460 mm (10-1/8 inches x 19 inches x 18-1/8 inches)
	Mass	18.5 kg (41 lbs)

*2: For SP-PWM501

Front speakers (SP-THM505F)

Speakers	Woofers	8.0 cm (3-3/16 inches)
	Tweeter	1.5 cm (5/8 inches) Bass-reflex, Magnetically Shielded
Power Handling Capacity	140 W	
Impedance	4Ω	
Frequency Range	90 Hz to 20 kHz	
Dimensions (W × H × D)	104.5 mm × 139 mm × 101 mm (4-1/8 inches × 5-1/2 inches × 4 inches)	
Mass	0.7 kg (1.6 lbs)	

Surround speakers (SP-THM505S)

Speakers	8.0 cm (3-3/16 inches) Bass-reflex, Magnetically Shielded	
Power Handling Capacity	140 W	
Impedance	4Ω	
Frequency Range	80 Hz to 20 kHz	
Dimensions (W × H × D)	111.5 mm × 139 mm × 106.5 mm (4-7/16 inches × 5-1/2 inches × 4-1/4 inches)	
Mass	0.52 kg (1.2 lbs)	

Center Speaker (SP-THM505C)

Speakers	Woofers	8.0 cm (3-3/16 inches)
	Tweeter	1.5 cm (5/8 inches) Bass-reflex, Magnetically Shielded
Power Handling Capacity	140 W	
Impedance	4Ω	
Frequency Range	90 Hz to 20 kHz	
Dimensions (W × H × D)	137 mm × 105 mm × 104.5 mm (5-7/16 inches × 4-3/16 inches × 4-1/8 inches)	
Mass	0.7 kg (1.6 lbs)	

Designs & specifications are subject to change without notice.

SECTION 1 PRECAUTION

1.1 Safety Precautions

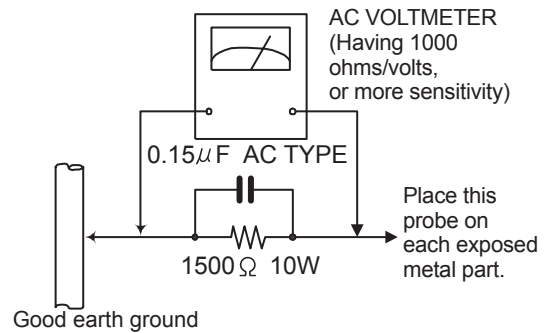
- (1) This design of this product contains special hardware and many circuits and components specially for safety purposes. For continued protection, no changes should be made to the original design unless authorized in writing by the manufacturer. Replacement parts must be identical to those used in the original circuits. Services should be performed by qualified personnel only.
- (2) Alterations of the design or circuitry of the product should not be made. Any design alterations of the product should not be made. Any design alterations or additions will void the manufacturer's warranty and will further relieve the manufacturer of responsibility for personal injury or property damage resulting therefrom.
- (3) Many electrical and mechanical parts in the products have special safety-related characteristics. These characteristics are often not evident from visual inspection nor can the protection afforded by them necessarily be obtained by using replacement components rated for higher voltage, wattage, etc. Replacement parts which have these special safety characteristics are identified in the Parts List of Service Manual. Electrical components having such features are identified by shading on the schematics and by (Δ) on the Parts List in the Service Manual. The use of a substitute replacement which does not have the same safety characteristics as the recommended replacement parts shown in the Parts List of Service Manual may create shock, fire, or other hazards.
- (4) The leads in the products are routed and dressed with ties, clamps, tubings, barriers and the like to be separated from live parts, high temperature parts, moving parts and/or sharp edges for the prevention of electric shock and fire hazard. When service is required, the original lead routing and dress should be observed, and it should be confirmed that they have been returned to normal, after reassembling.
- (5) Leakage shock hazard testing

After reassembling the product, always perform an isolation check on the exposed metal parts of the product (antenna terminals, knobs, metal cabinet, screw heads, headphone jack, control shafts, etc.) to be sure the product is safe to operate without danger of electrical shock. Do not use a line isolation transformer during this check.

- Plug the AC line cord directly into the AC outlet. Using a "Leakage Current Tester", measure the leakage current from each exposed metal part of the cabinet, particularly any exposed metal part having a return path to the chassis, to a known good earth ground. Any leakage current must not exceed 0.5mA AC (r.m.s.).
- Alternate check method
Plug the AC line cord directly into the AC outlet. Use an AC voltmeter having, 1,000 Ω per volt or more sensitivity in the following manner. Connect a 1,500 Ω 10W resistor paralleled by a 0.15 μ F AC-type capacitor between an exposed metal part and a known good earth ground. Measure the AC voltage across the resistor with the AC

voltmeter.

Move the resistor connection to each exposed metal part, particularly any exposed metal part having a return path to the chassis, and measure the AC voltage across the resistor. Now, reverse the plug in the AC outlet and repeat each measurement. Voltage measured any must not exceed 0.75 V AC (r.m.s.). This corresponds to 0.5 mA AC (r.m.s.).



1.2 Warning

- (1) This equipment has been designed and manufactured to meet international safety standards.
- (2) It is the legal responsibility of the repairer to ensure that these safety standards are maintained.
- (3) Repairs must be made in accordance with the relevant safety standards.
- (4) It is essential that safety critical components are replaced by approved parts.
- (5) If mains voltage selector is provided, check setting for local voltage.

1.3 Caution

Burrs formed during molding may be left over on some parts of the chassis.

Therefore, pay attention to such burrs in the case of pre-forming repair of this system.

1.4 Critical parts for safety

In regard with component parts appearing on the silk-screen printed side (parts side) of the PWB diagrams, the parts that are printed over with black such as the resistor (■), diode (▣) and ICP (●) or identified by the " Δ " mark nearby are critical for safety. When replacing them, be sure to use the parts of the same type and rating as specified by the manufacturer. (This regulation does not Except the J and C version)

1.5 Preventing static electricity

Electrostatic discharge (ESD), which occurs when static electricity stored in the body, fabric, etc. is discharged, can destroy the laser diode in the traverse unit (optical pickup). Take care to prevent this when performing repairs.

1.5.1 Grounding to prevent damage by static electricity

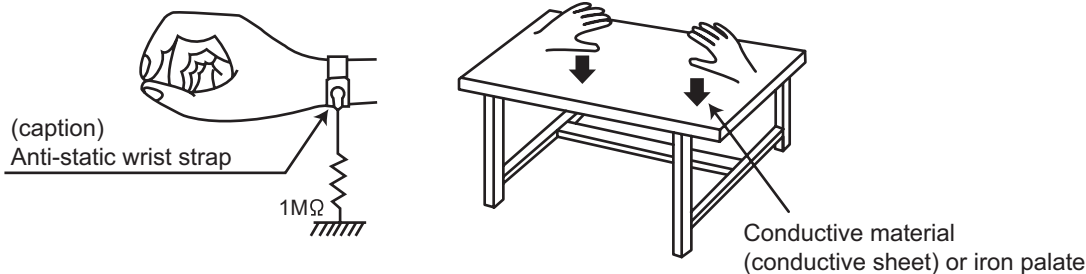
Static electricity in the work area can destroy the optical pickup (laser diode) in devices such as laser products. Be careful to use proper grounding in the area where repairs are being performed.

(1) Ground the workbench

Ground the workbench by laying conductive material (such as a conductive sheet) or an iron plate over it before placing the traverse unit (optical pickup) on it.

(2) Ground yourself

Use an anti-static wrist strap to release any static electricity built up in your body.



(3) Handling the optical pickup

- In order to maintain quality during transport and before installation, both sides of the laser diode on the replacement optical pickup are shorted. After replacement, return the shorted parts to their original condition. (Refer to the text.)
- Do not use a tester to check the condition of the laser diode in the optical pickup. The tester's internal power source can easily destroy the laser diode.

1.6 Handling the traverse unit (optical pickup)

(1) Do not subject the traverse unit (optical pickup) to strong shocks, as it is a sensitive, complex unit.

(2) Cut off the shorted part of the flexible cable using nippers, etc. after replacing the optical pickup. For specific details, refer to the replacement procedure in the text. Remove the anti-static pin when replacing the traverse unit. Be careful not to take too long a time when attaching it to the connector.

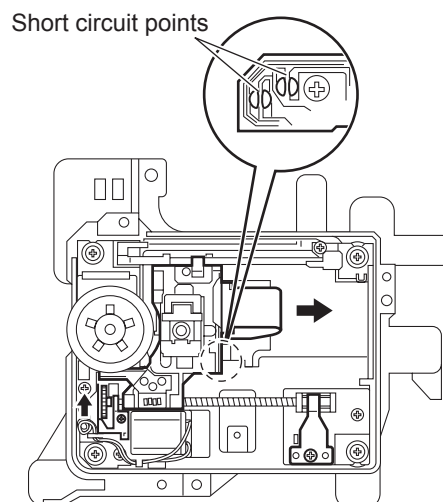
(3) Handle the flexible cable carefully as it may break when subjected to strong force.

(4) It is not possible to adjust the semi-fixed resistor that adjusts the laser power. Do not turn it.

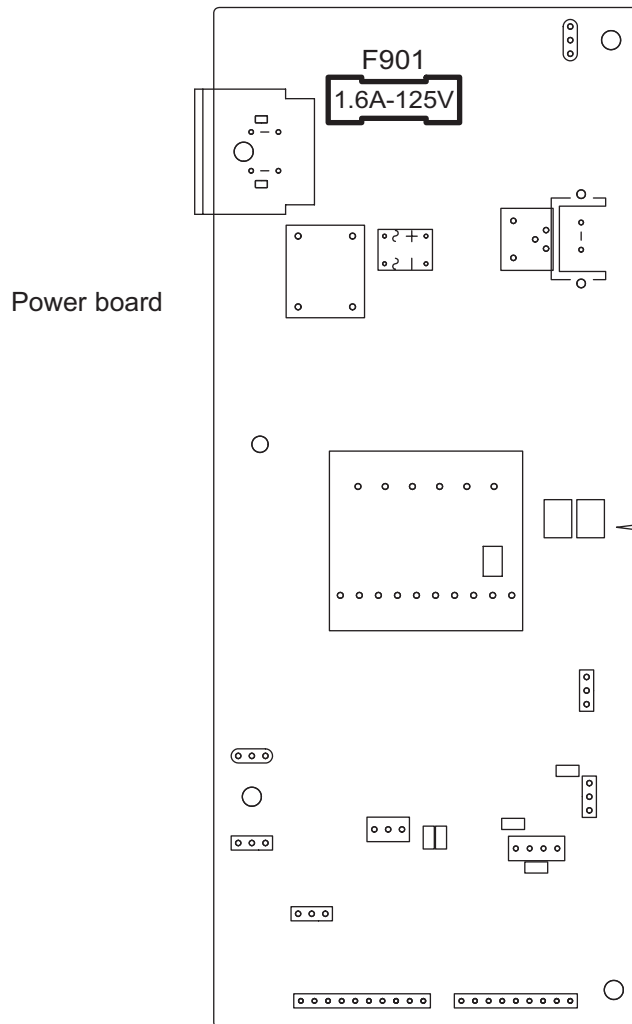
1.7 Attention when traverse unit is decomposed

***Please refer to "Disassembly method" in the text for the pickup unit.**

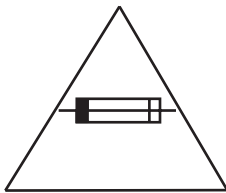
- Apply solder to the short land sections before the flexible wire is disconnected from the connector on the servo board. (If the flexible wire is disconnected without applying solder, the pickup may be destroyed by static electricity.)
- In the assembly, be sure to remove solder from the short land sections after connecting the flexible wire.



1.8 Importance administering point on the safety



For USA and Canada / pour États - Unis d' Amérique et Canada



Caution: For continued protection against risk of fire, replace only with same type 1.6A/125V for F901.

This symbol specifies type of fast operating fuse.

Précaution: Pour éviter risques de feux, remplacez le fusible de sûreté de F901 comme le même type que 1.6A/125V.

Ce sont des fusibles sûretés qui fonctionnent rapidement.

SECTION 2 SPECIFIC SERVICE INSTRUCTIONS

This service manual does not describe SPECIFIC SERVICE INSTRUCTIONS.

SECTION 3 DISASSEMBLY

3.1 Main body section

3.1.1 Removing the metal cover

(See Figs.1 to 4)

- (1) From the both sides of the main body, remove the four screws **A** attaching the metal cover. (See Figs.1 and 2)
- (2) From the back side of the main body, remove the three screws **B** attaching the metal cover. (See Fig.3)
- (3) Lift the rear section of the metal cover in the direction of the arrow while extending the lower sections of the metal cover, release the five claws **a** using a longer screwdriver from the inside as required. (See Fig.4)

Note:

Do not damage any parts and boards inside the main body when releasing the claws **a** using a longer screwdriver.

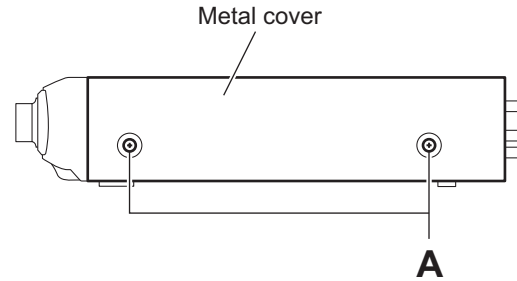


Fig.1

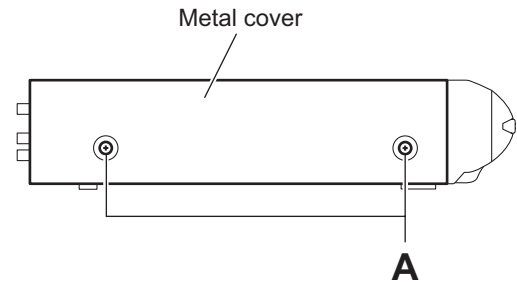


Fig.2

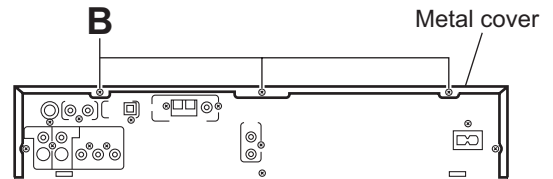


Fig.3

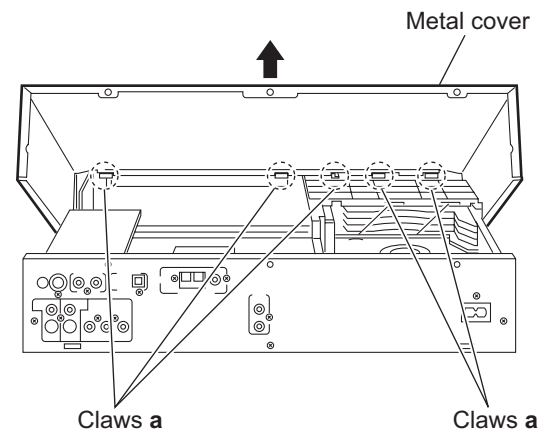


Fig.4

3.1.2 Removing the front panel assembly (See Figs.5 and 6)

- Prior to performing the following procedures, remove the metal cover.

- (1) From the top side of the main body, disconnect the parallel wires from the connectors (CN456, CN457) on the main board. (See Fig.5)
- (2) Disconnect the card wires from the connectors (CN450, CN460) on the main board. (See Fig.5)
- (3) Remove the screw **C** attaching the earth wire to the main board. (See Fig.5)

Reference:

When attaching the screw **C**, attach the earth wire with it. (See Fig.5)

- (4) From the bottom side of the main body, remove the three screws **D** attaching the front panel assembly. (See Fig.6)
- (5) From the both and bottom sides of the main body, remove the front panel assembly in the direction of the arrow while releasing the joints **b** and **c**. (See Fig.6)

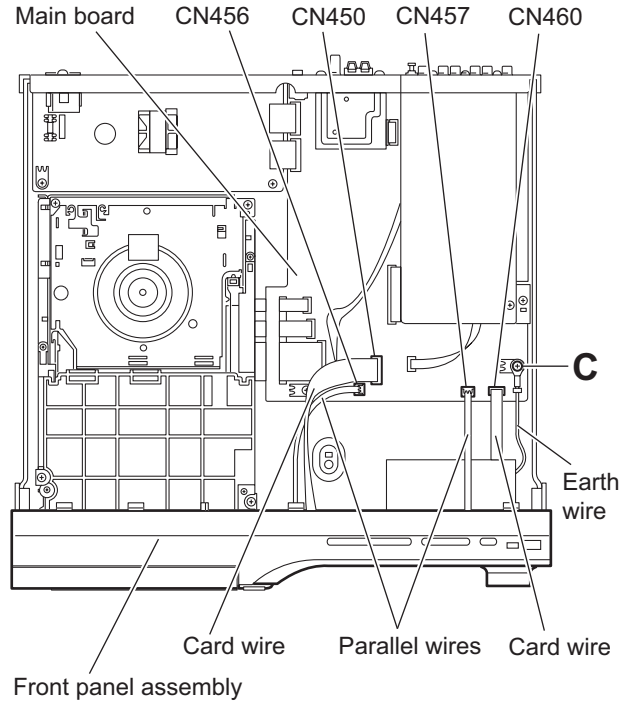


Fig.5

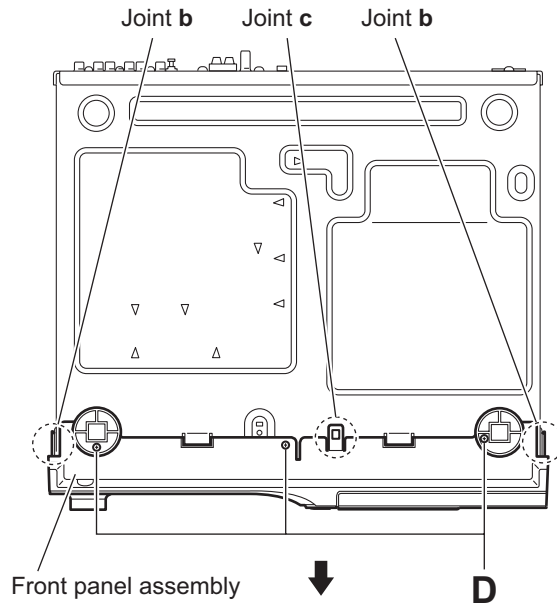


Fig.6

3.1.3 Removing the DVD changer mechanism assembly (See Fig.7)

- Prior to performing the following procedures, remove metal cover and front panel assembly.

(1) From the top side of the main body, disconnect the card wires from the connectors (CN401 to CN403) on the main board.

Reference:

When connecting the card wires, connect them to the connectors (CN401 to CN403) on the main board after passing the card wires through the hole d on the main board.

- (2) Remove the four screws **E** attaching the DVD changer mechanism assembly on the bottom chassis.
- (3) Take out the DVD changer mechanism assembly in the upward direction.

Reference:

When attaching the DVD changer mechanism assembly, align the holes of the DVD changer mechanism assembly to the projections **e** on the bottom chassis.

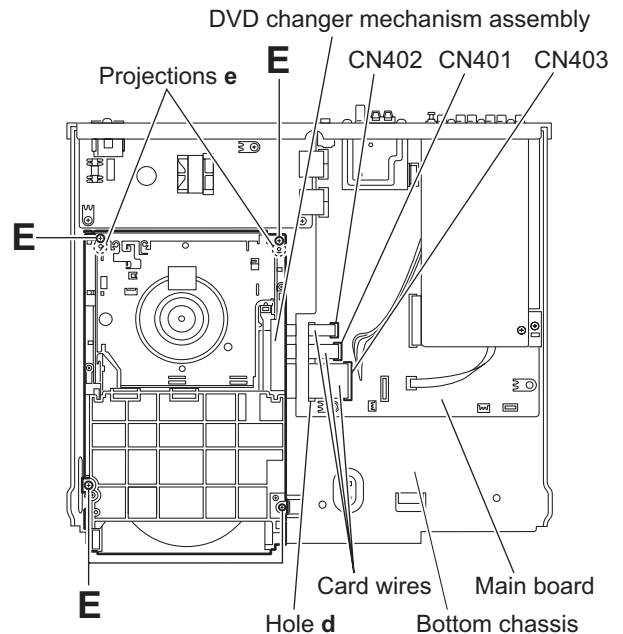


Fig.7

3.1.4 Removing the rear panel (See Fig.8)

- Prior to performing the following procedures, remove the metal cover.

(1) From the back side of the main body, remove the screw **F** and twelve screws **G** attaching the rear panel.

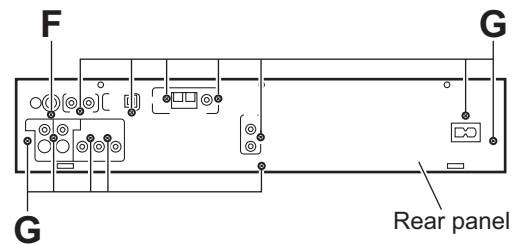


Fig.8

3.1.5 Removing the audio & digital input board (See Figs.9 and 10)

- Prior to performing the following procedures, remove the metal cover.
 - (1) From the top side of the main body, disconnect the card wires from the connectors (CN411, CN412) on the main board. (See Fig.9)
 - (2) Remove the screw H attaching the audio & digital input board to the bracket(DSP). (See Fig.9)
 - (3) From the back side of the main body, remove the screw J and two screws K attaching the audio & digital input board to the rear panel. (See Fig.10)
 - (4) Take out the audio & digital input board from the main body.

3.1.6 Removing the tuner (See Figs.9 and 10)

- Prior to performing the following procedures, remove the metal cover.
 - (1) From the top side of the main body, disconnect the card wire from the connector CN1 on the tuner. (See Fig.9)
 - (2) From the back side of the main body, remove the two screws L attaching the tuner to the rear panel. (See Fig.10)
 - (3) Take out the tuner from the main body.

3.1.7 Removing the power supply board (See Figs.9 and 10)

- Prior to performing the following procedures, remove the metal cover.
 - (1) From the top side of the main body, disconnect the parallel wires from the connectors (CN404 to CN407) on the main board. (See Fig.9)
 - (2) Remove the three screws M attaching the power supply board. (See Fig.9)
 - (3) From the back side of the main body, remove the screw N attaching the power supply board to the rear panel. (See Fig.10)
 - (4) Take out the power supply board from the main body.

Reference:

Remove the rear panel as required. (See removing the rear panel)

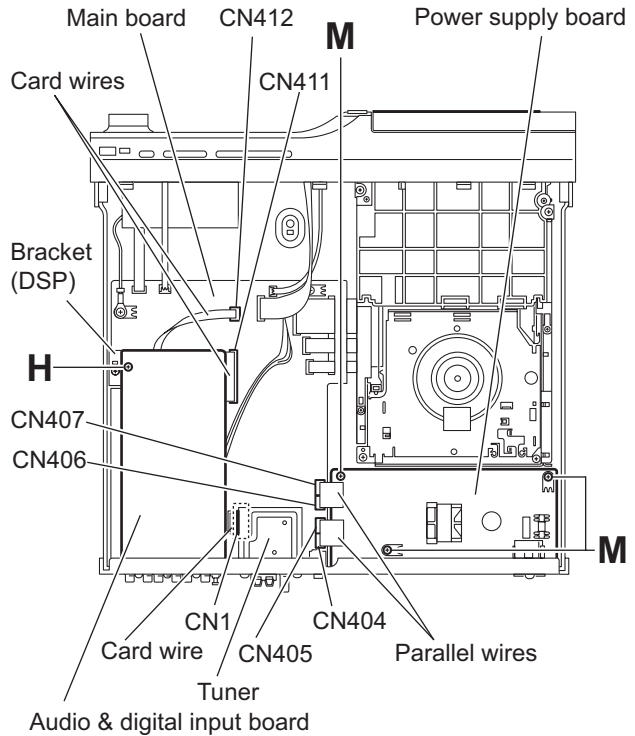


Fig.9

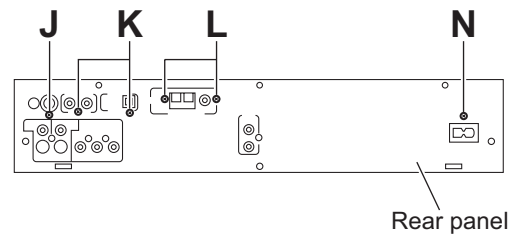


Fig.10

3.1.8 Removing the main board (See Fig.11)

- Prior to performing the following procedures, remove the metal cover, rear panel, audio & digital input board and tuner.
 - (1) From the top side of the main body, disconnect the card wires from the connectors (CN401 to CN403, CN450 and CN460) on the main board.

Reference:

When reassembling, connect the card wires to the connectors (CN401 to CN403) on the main board after passing the card wires through the hole f on the main board.

- (2) Disconnect the parallel wires from the connectors (CN404 to CN407, CN456 and CN457) on the main board.
- (3) From the top side of the main body, remove the two screws P and screw P' attaching the main board on the bottom chassis.

Reference:

When attaching the screw P', attach the earth wire with it. (See Fig.11)

- (4) Take out the main board from the main body.

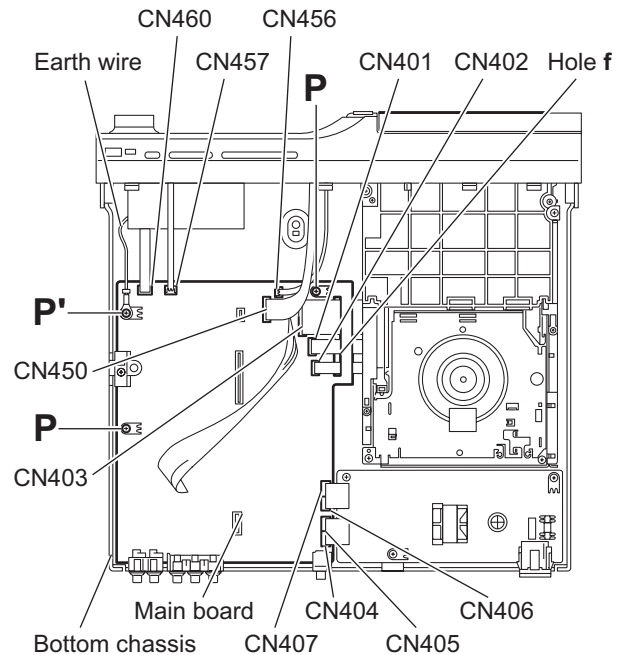


Fig.11

3.2 Front panel assembly section

- Prior to performing the following procedures, remove the metal cover and front panel assembly.

3.2.1 Removing the phone jack board (See Fig.1)

- (1) From the inside of the front panel assembly, remove the screw **A** and screw **A'** attaching the phone jack board.

Reference:

- When attaching the phone jack board, align the projections **a** of the front panel assembly to the holes of the phone jack board.
- When attaching the screw **A'**, attach the earth wire with it.

- (2) Take out the phone jack board from the front panel assembly.

3.2.2 Removing the connect board (See Fig.1)

- (1) From the inside of the front panel assembly, disconnect the card wire from the connector [CN561](#) on the connect board.
- (2) Remove the two screws **B** attaching the connect board.

Reference:

When attaching the connect board, align the projections **b** of the front panel assembly to the holes of the connect board.

- (3) Take out the connect board from the front panel assembly.

3.2.3 Removing the operation board (See Fig.1)

- (1) From the inside of the front panel assembly, remove the three screws **C** attaching the operation board.

Reference:

When attaching the operation board, align the projections **c** of the front panel assembly to the holes of the operation board.

- (2) Take out the operation board with the button(top).

3.2.4 Removing the front board (See Figs.2 and 3)

- Prior to performing the following procedures, remove the operation board.

- (1) From the front side of the front panel assembly, pull out the volume knob in the direction of the arrow. (See Fig.2)
- (2) From the inside of the front panel assembly, remove the seven screws **D** attaching the front board. (See Fig.3)

Reference:

When attaching the front board, align the projections **d** of the front panel assembly to the holes of the front board. (See Fig.3)

- (3) Take out the front board and remove the solder from the soldered point **e** to remove the parallel wire. (See Fig.3)

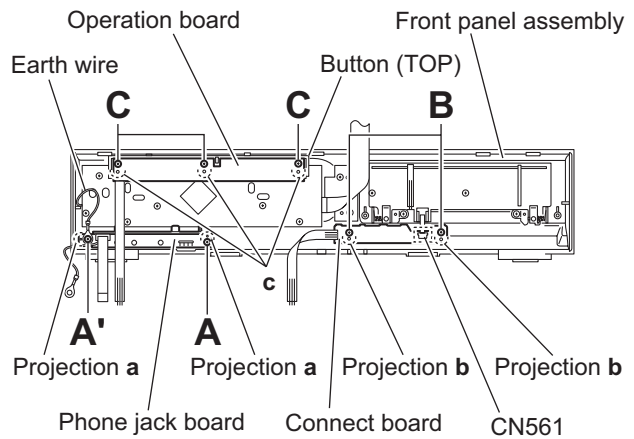


Fig.1

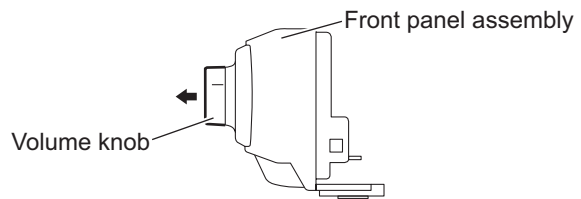


Fig.2

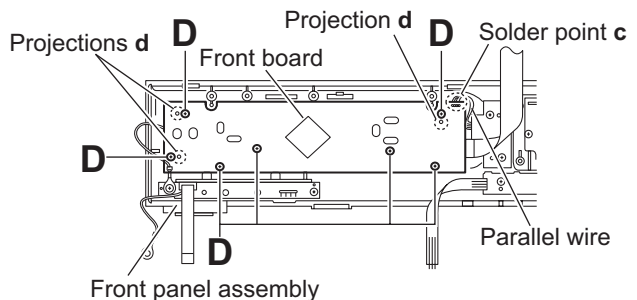


Fig.3

3.2.5 Removing the power key board

(See Fig.4)

- (1) From the inside of the front panel assembly, remove the two screws **E** attaching the power key board.

Reference:

When attaching the power key board, align the projections **f** of the front panel assembly to the holes of the power key board.

- (2) Take out the power key board and remove the solder from the soldered point **g** to remove the parallel wire.

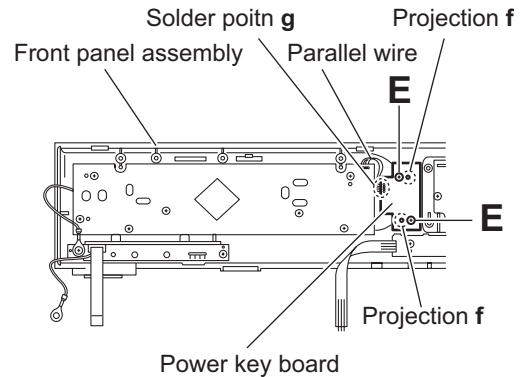


Fig.4

3.2.6 Removing the illumination board

(See Figs.5 and 6)

- (1) Open the DVD door of the front panel assembly and remove the three screws **F** attaching the door holder to the DVD door. (See Fig.5)
- (2) Remove the DVD door from the door holder. (See Fig.5)
- (3) From the inside of the DVD door, disconnect the card wire from the connector [CN551](#) on the illumination board. (See Fig.6)
- (4) Take out the illumination board from the DVD door.

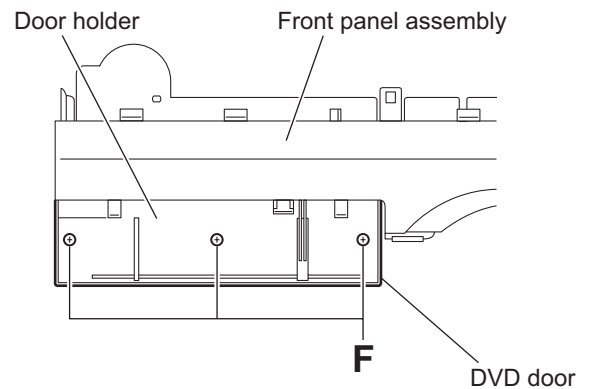


Fig.5

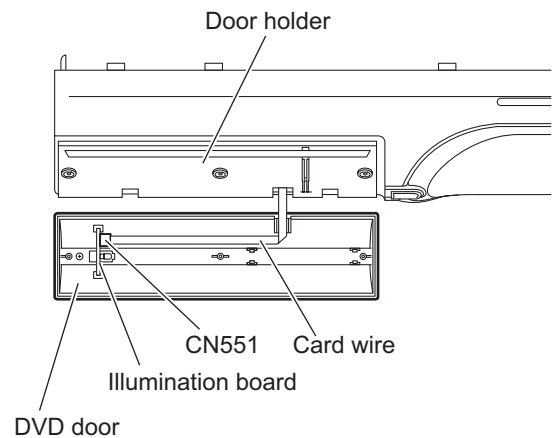


Fig.6

3.3 DVD changer mechanism assembly section

- Prior to performing the following procedures, remove the metal cover, front panel assembly and the DVD changer mechanism assembly.

3.3.1 Removing the tray assemblies (See Figs.1 to 5)

- (1) Remove the two screws **A** from the top cover and release the two joints **a** on the both sides of the DVD changer mechanism assembly. (See Figs.1 and 2)
- (2) Remove the two rods from the top cover and remove the top cover from the lifter assembly. (See Figs.1 and 2)
- (3) Remove the open det lever on the left side of the DVD changer mechanism assembly. (See Fig.3)
- (4) From the right side of the DVD changer mechanism assembly, draw out the tray assemblies toward the front while pushing the part **b** of the side (R) assembly. (See Fig.4)

Attention:

The tray can be locked if all tray assemblies are attached.

- (5) From the top side of the DVD changer mechanism assembly, move the stopper tabs **c** in the direction of the arrow and release them. Pull out the tray assemblies from the DVD changer mechanism assembly. (See Figs.4 and 5)

Caution:

Remove the tray assembly from top tray 5 in order.

Attention:

When reattaching the tray assembly, or when removing the disc remaining inside, refer to another section "3.3.15 Taking out the disc in the play mode".

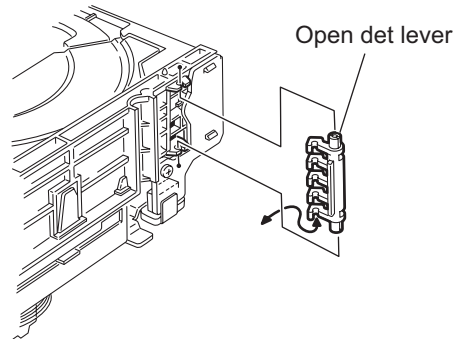


Fig.3

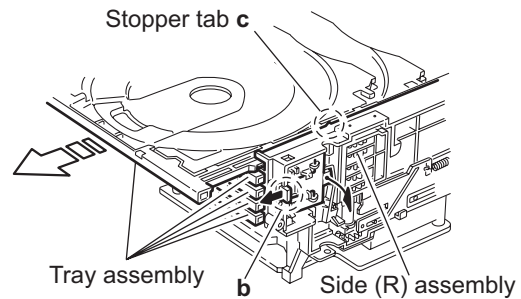


Fig.4

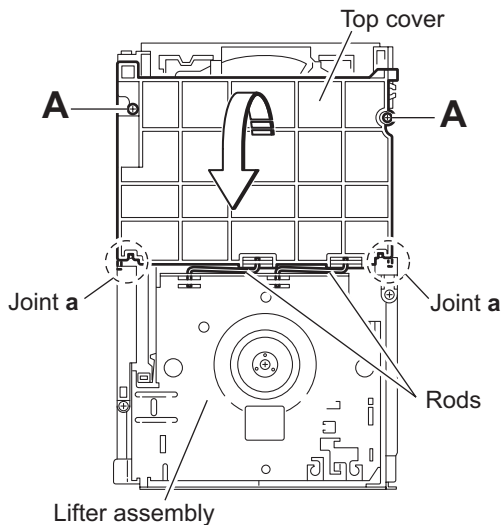


Fig.1

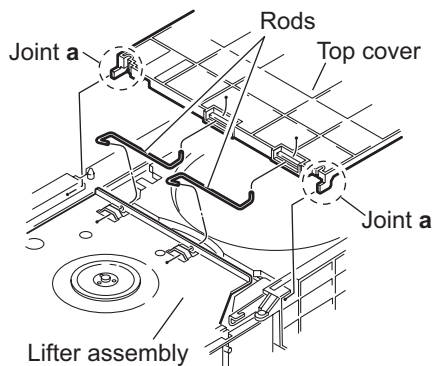


Fig.2

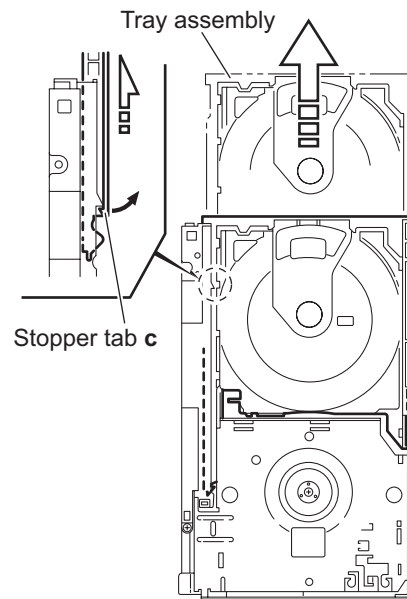


Fig.5

3.3.2 Removing the DVD servo board (See Figs.6 to 8)

- Prior to performing the following procedures, remove the tray assemblies.

(1) From the topside of the DVD changer mechanism assembly, solder the short-circuit points **d** on the DVD pickup. (See Fig.6)

Caution:

Solder the short-circuit points **d** on the DVD pickup before disconnecting the flexible wire extending from the DVD pickup. If you do not follow this instruction, the DVD pickup may be damaged.

- (2) From the bottom side of the DVD changer mechanism assembly, disconnect the card wires from the connectors [CN201](#) and [CN451](#) and the wires from the connectors [CN452](#) and [CN453](#) on the DVD servo board. (See Fig.7)
- (3) Remove the two screws **B** attaching the bracket to the DVD changer mechanism assembly, and reverse the DVD servo board. (See Fig.7)
- (4) From the reverse side of the DVD servo board, disconnect the card wire from the connector [CN101](#) in the direction of the arrow 1 on the DVD servo board. (See Fig.8)
- (5) Take out the DVD servo board.

Caution:

Unsolder the solders from the short-circuit points **d** after reassembling.

Reference:

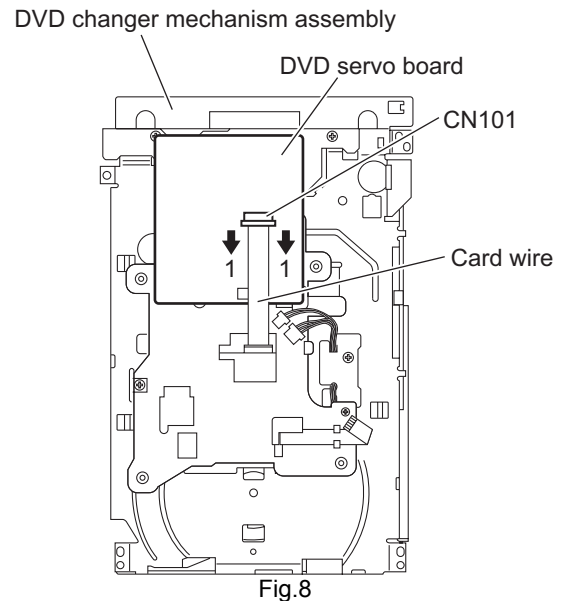
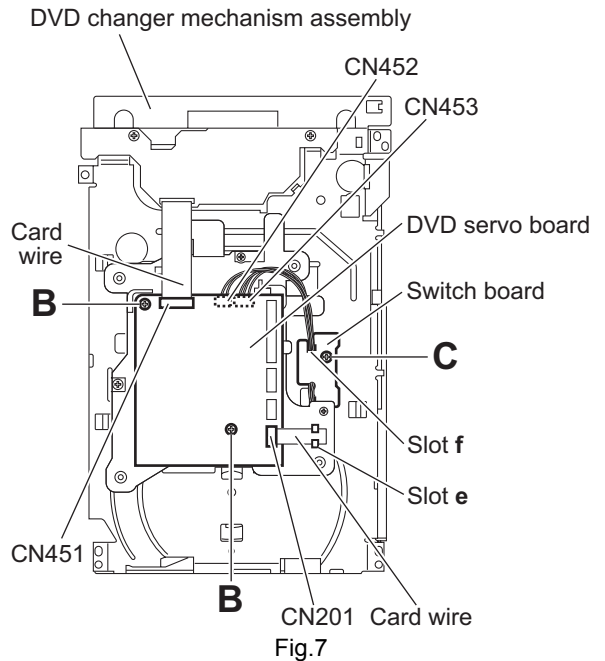
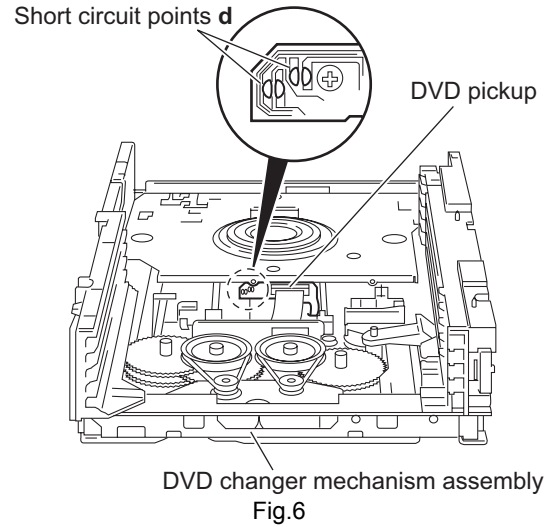
When connecting the card wire to the connector [CN201](#), let the wire through the slots **e**.

3.3.3 Removing the switch board (See Fig.7)

- (1) From the bottom side of the DVD changer mechanism assembly, disconnect the wires from connectors [CN452](#) and [CN453](#) on the DVD servo board.
- (2) Remove the screw **C** attaching the switch board to the DVD changer mechanism assembly.
- (3) Release the wires from the slots **f** of the switch board.

Caution:

When reassembling, let the wires through the slots **f** of the switch board.



3.3.4 Removing the motor board (See Figs.9 and 10)

- (1) From the top side of the DVD changer mechanism assembly, remove the two belts from the motor pulleys. (See Fig.9)

Caution:

Take care not to attach grease on the belt.

- (2) Remove the four screws **D** attaching the motors to the chassis assembly. (See Fig.9)
- (3) From the bottom side of the DVD changer mechanism assembly, remove the two screws **E**. (See Fig.10)
- (4) Disconnect the connector **CN2** on the motor board from the tray switch board and remove the motor board. (See Fig.10)
- (5) Disconnect the card wire from the connector **CN1** on the motor board. (See Fig.10)

Caution:

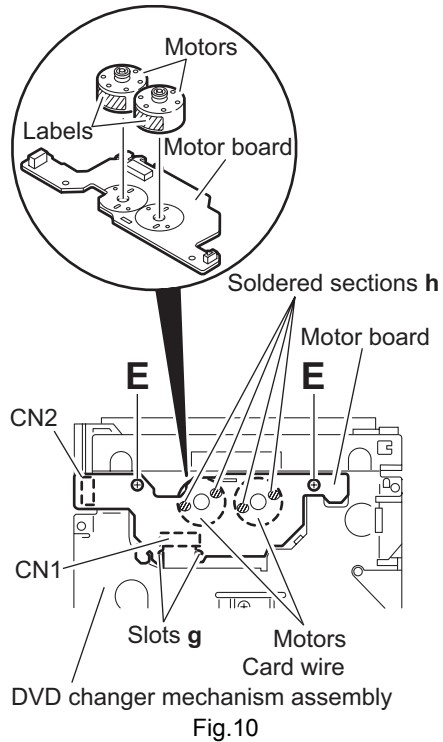
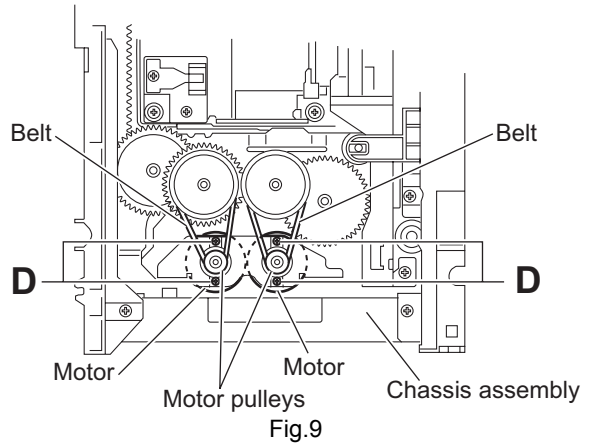
- When connecting the card wire, let the card wire through the slots **g** of the motor board. (See Fig.10)
- When reattaching the motor, turn the side where the label should be put to the front side. (See Fig.10)

Reference:

You need not to remove the tray assemblies, and in such case, move it.

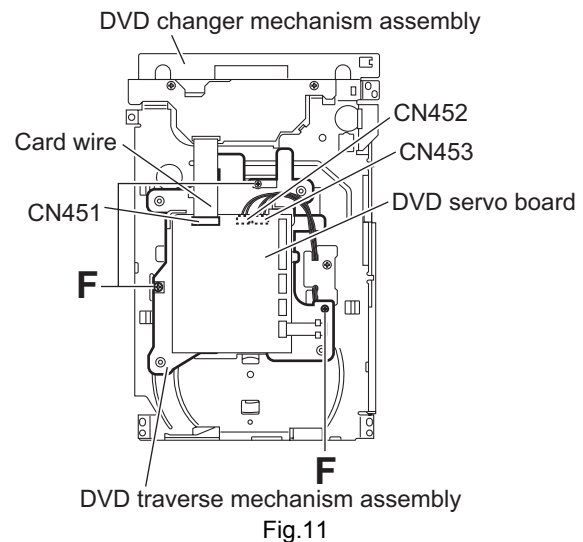
3.3.5 Removing the motor (See Fig. 10)

- Prior to performing the following procedures, remove the motor board.
 - (1) From the reverse side of the motor board, unsolder the four soldered sections **h** on the motor board.
 - (2) From the forward side of the motor board, remove the motors.



3.3.6 Removing the DVD traverse mechanism assembly (See Fig.11)

- Prior to performing the following procedures, remove the tray assemblies.
 - (1) From the top side of the DVD changer mechanism assembly, disconnect the card wire from the connector **CN451** on the DVD servo board.
 - (2) Disconnect the wires from the connectors **CN452** and **CN453** on the DVD servo board.
 - (3) Remove the three screws **F** attaching the DVD traverse mechanism assembly.
 - (4) Take out the DVD traverse mechanism assembly with DVD servo board from the DVD changer mechanism assembly.



3.3.7 Removing the DVD pickup (See Figs.12 to 14)

- Prior to performing the following procedures, remove the tray assemblies and DVD traverse mechanism assembly.

(1) From the topside of the DVD traverse mechanism assembly, solder the short-circuit points **i** on the DVD pick up. (See Fig.12)

Caution:

Solder the short-circuit points **i** on the DVD pickup before disconnecting the flexible wire extending from the DVD pickup. If you do not follow this instruction, the DVD pick-up may be damaged.

- (2) Disconnect the flexible wire from the connector on the DVD pickup. (See Fig.12)
- (3) Turn the screw shaft gear in the direction of the arrow 1 to move the DVD pickup in the direction of the arrow 2. (See Fig.12)
- (4) Remove the screw **G** attaching the gear holder. (See Fig.12)
- (5) Remove the screw **H** attaching the SS adj. spring. (See Fig.12)
- (6) Move the DVD pickup in the direction of the arrow and remove the screw shaft from the section **j** on the screw shaft holder. (See Fig.13)
- (7) Remove the section **k** of the DVD pickup from the guide shaft. (See Fig.13)
- (8) Remove the two screws **J** attaching the rack arm to the DVD pickup. (See Fig.14)
- (9) Pull the screw shaft from the DVD pickup in the direction of the arrow. (See Fig.14)

3.3.8 Attaching the DVD pickup (See Figs.12 to 14)

(1) Attach the screw shaft to the DVD pickup and attach the rack arm with the screws **J**. (See Fig.14)

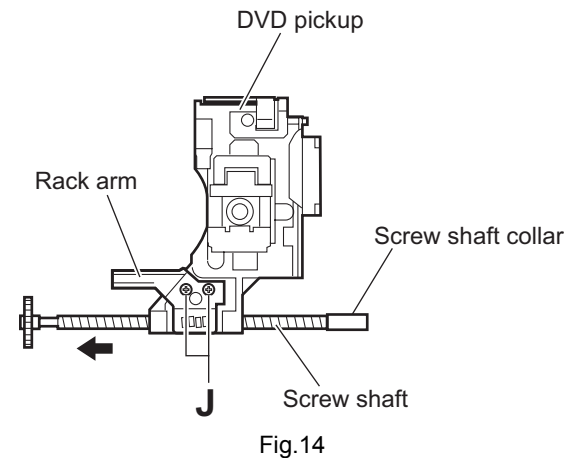
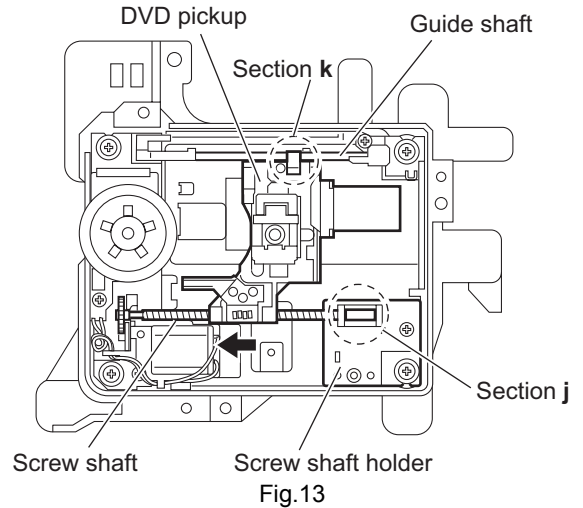
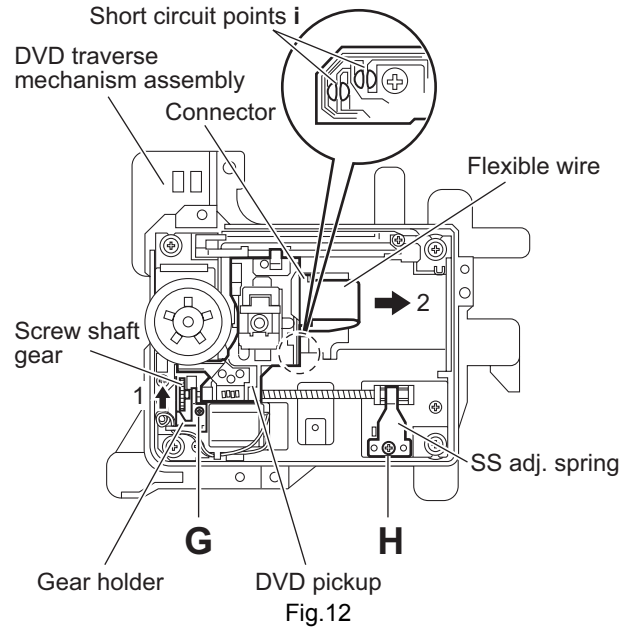
Reference:

After attaching the screw shaft to the DVD pickup, attach the screw shaft collar to the screw shaft. (See Fig.14)

- (2) Attach the section **k** of the DVD pickup to the guide shaft first and attach the screw shaft to the section **j** on the screw shaft holder. (See Fig.14)
- (3) Attach the SS adj. spring and gear holder with the screws **G** and **H**. (See Fig.12)
- (4) Turn the screw shaft gear to move the DVD pickup toward the left. (See Fig.12)
- (5) Connect the flexible wire to the connector on the DVD pickup. (See Fig.12)

Caution:

Unsolder the solders from the short-circuit points **i** after connecting the flexible wire.

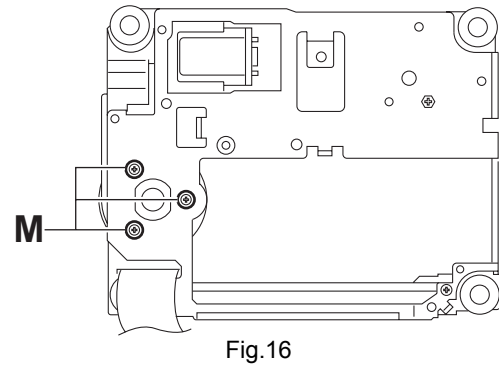
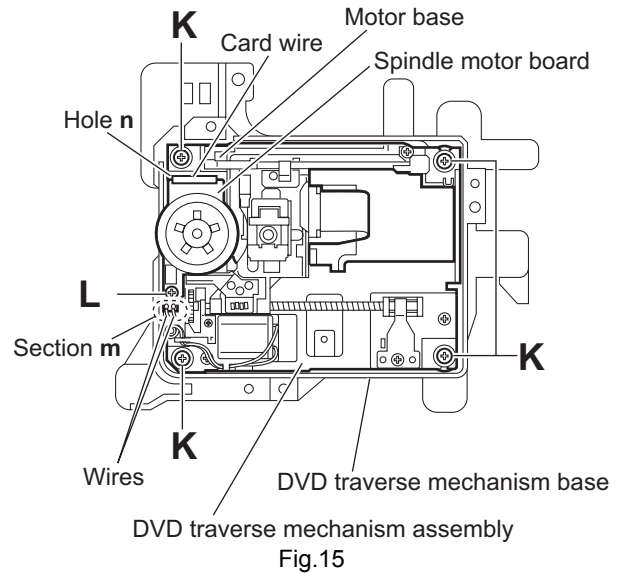


3.3.9 Removing the spindle motor board (See Figs.15 and 16)

- Prior to performing the following procedures, remove the tray assemblies and DVD traverse mechanism assembly.
 - (1) From the topside of the DVD traverse mechanism assembly, remove the four screws **K** attaching the DVD traverse mechanism assembly to the DVD traverse mechanism base. (See Fig.15)
 - (2) Remove the wires from the soldered section **m** on the spindle motor board. (See Fig.15)
 - (3) Remove the screw **L** attaching the spindle motor board. (See Fig.15)
 - (4) From the bottom side of the DVD traverse mechanism assembly, remove the three screws **M** attaching the spindle motor board. (See Fig.16)

Reference:

When attaching the spindle motor board, let the card wire through the hole **n** on the motor base. (See Fig.15)

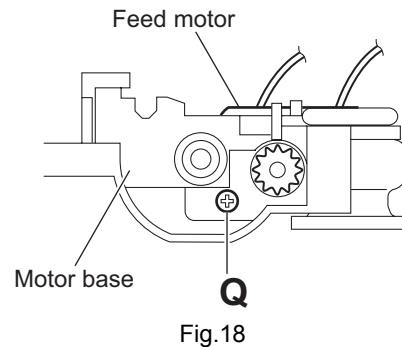
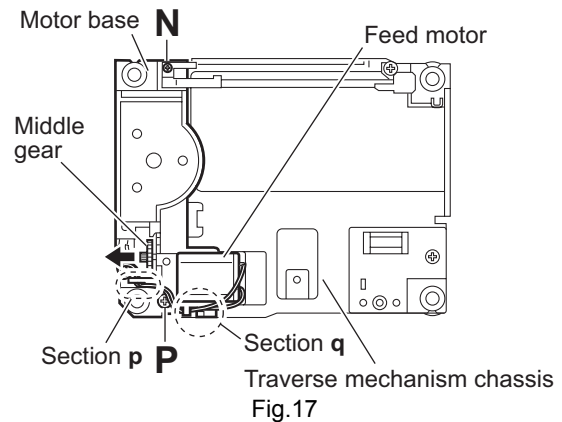


3.3.10 Removing the feed motor (See Figs.17 and 18)

- Prior to performing the following procedures, remove the tray assemblies, DVD traverse mechanism assembly, DVD pickup and spindle motor board.
- Remove the wires of the feed motor as required.
 - (1) Remove the middle gear in the direction of the arrow. (See Fig.17)
 - (2) Remove the screw **N** and screw **P** attaching the motor base.
 - (3) Remove the screw **Q** attaching the feed motor to the motor base. (See Fig.18)
 - (4) Take out the feed motor from the motor base.

Reference:

After attaching the feed motor, let the wires through the sections **p** and **q** on the motor base. (See Fig.17)



3.3.11 Removing the side (L) assembly and tray switch board (See Figs.19 to 23)

- Prior to performing the following procedures, remove the tray assemblies.

- (1) From the topside of the DVD changer mechanism assembly, remove the two screws **R** attaching the side (L) assembly. (See Fig.19)
- (2) From the left side of the DVD changer mechanism assembly, removing the spacer fixing the tray switch board and motor board. (See Fig.20)
- (3) Disconnect the connector **CN3** on the tray switch board from the motor board and detach the side (L) assembly in an upward direction. (See Fig.20)
- (4) Remove the screw **S** attaching the tray switch board to the side (L) assembly. (See Fig.21)
- (5) Release the joint tab **r** of the side (L) assembly in the direction of the arrow 1 and release the joint tab **s** while removing the tray switch board in the direction of the arrow 2. (See Fig.21)

Reference:

After attaching the tray switch board to the motor board, fix them with spacers.

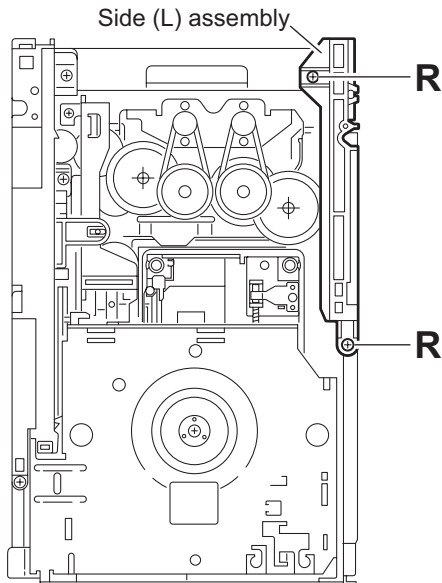


Fig.19

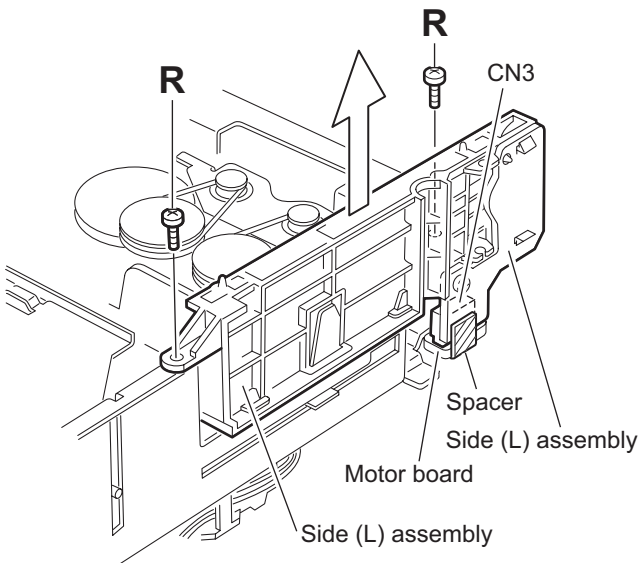


Fig.20

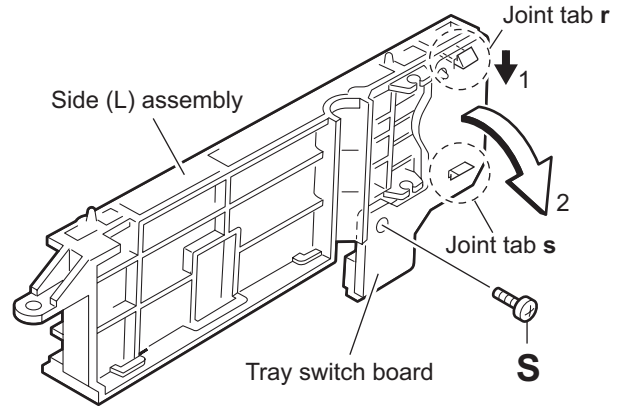


Fig.21

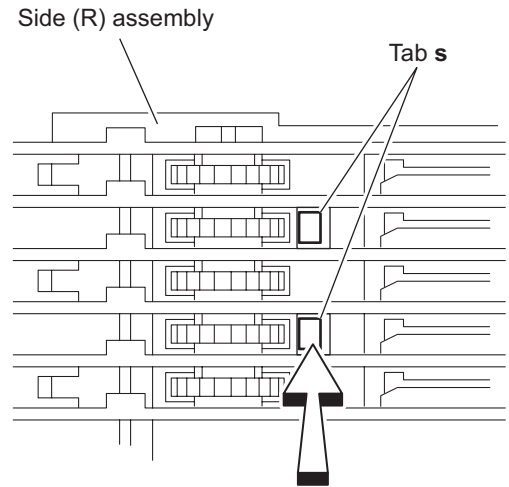


Fig.22

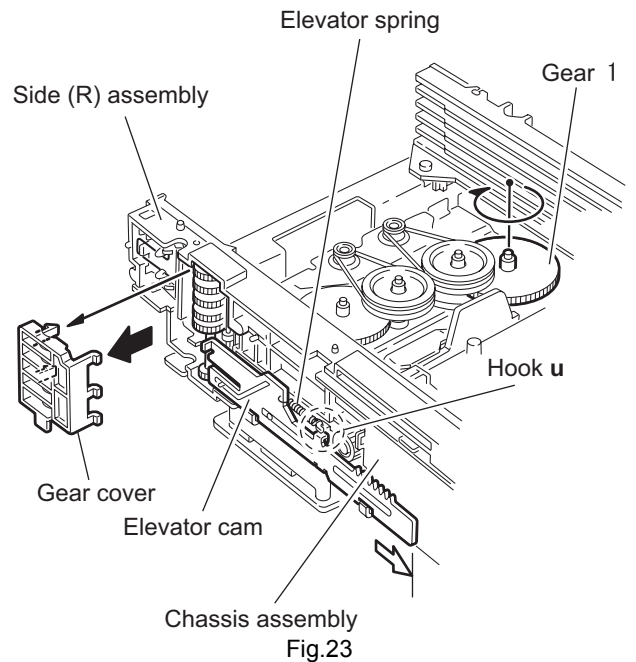


Fig.23

**3.3.12 Removing the side (R) assembly
(See Fig.22 to 26)**

- Prior to performing the following procedures, remove the tray assemblies and DVD servo board.
- When removing the DVD servo board, it is not necessary to remove the DVD servo board from the bracket.
 - (1) From the inside of the side (R) assembly, release the two tabs **t** of the gear cover and remove the gear cover outward. (See Figs.22 and 23)
 - (2) From the right side of the DVD changer mechanism assembly, remove the elevator spring attached to the hook **u** of the chassis assembly. (See Figs.23 and 24)
 - (3) From the topside of the DVD changer mechanism assembly, turn the gear 1 clockwise to move the elevator cam rearward. (See Fig.24)
 - (4) Move the two slots **v** and joint **w** of the elevator cam and remove the elevator cam outward. (See Fig.24)
 - (5) Remove the three screws **T** and detach the side (R) assembly upward. (See Figs.25 and 26)

Caution:

When reattaching the side (R) assembly, make sure to fit the shaft section **x** into the slot of the select lever. (See Fig.25)

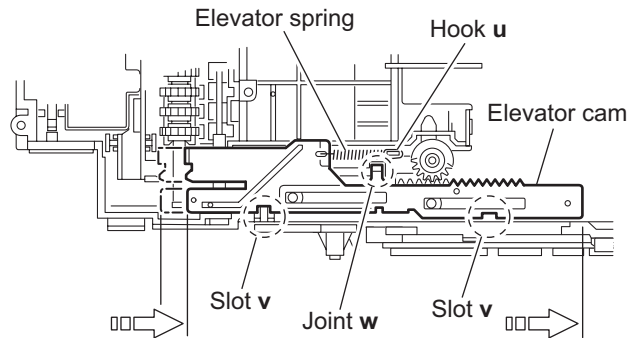
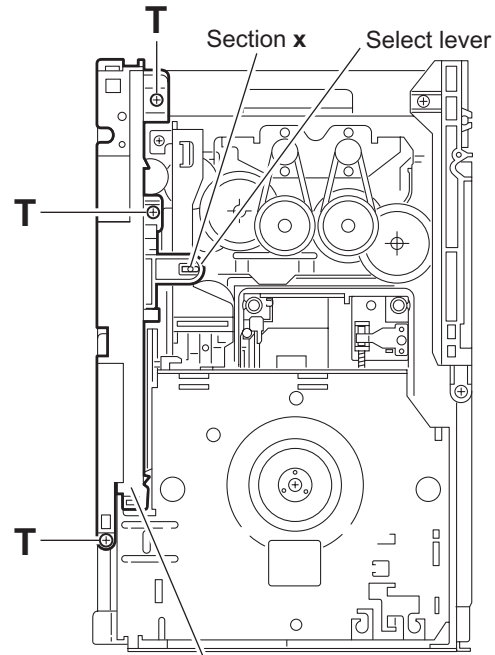
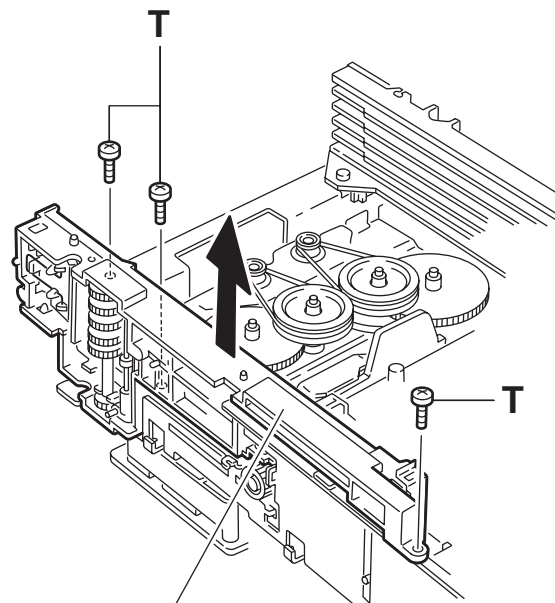


Fig.24



Side (R) assembly
Fig.25



Side (R) assembly
Fig.26

3.3.13 Removing the lifter assembly (See Figs.27 to 31)

- Prior to performing the following procedures, remove the tray assemblies, DVD servo board, side (L) assembly and side (R) assembly.
- When removing the DVD servo board, it is not necessary to remove the DVD servo board from the bracket.
 - (1) From the topside of the DVD changer mechanism assembly, turn the gear 1 clockwise to move the lifter assembly upward. (See Figs.27 and 28)
 - (2) Turn the gear 2 clockwise to move the hook toward the front until it stops. (See Figs.27 and 28)
 - (3) Move the hook stopper in the direction of the arrow 2 while pushing the tab y of the hook stopper to unlock it in the direction of the arrow 1 and release four joints z to detach from the rack holder. (See Fig.29)
 - (4) Release the rod from part aa. (See Fig.29)
 - (5) Turn the gear 1 clockwise again to move the lifter assembly upward. (See Fig.30)
 - (6) Remove the lifter assembly from the DVD changer mechanism assembly upward at the positions ab where the four pins on the both sides of the lifter assembly fit to the notches of the chassis assembly. (See Fig.30)
 - (7) Move the lifter assembly in the direction of the arrow and release it from the hook. (See Fig.31)

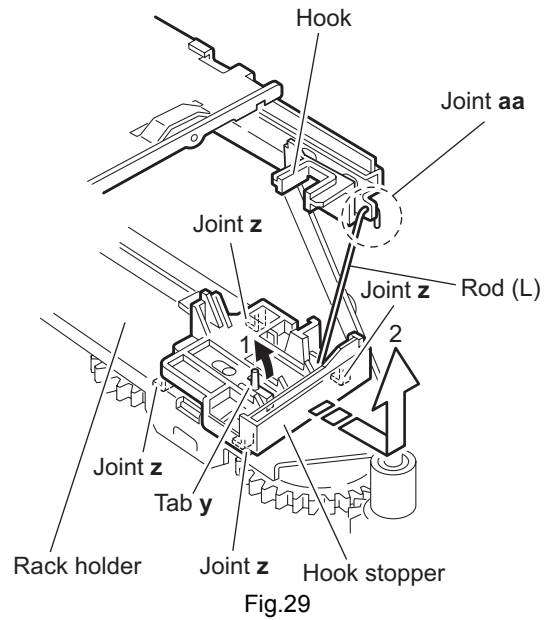


Fig.29

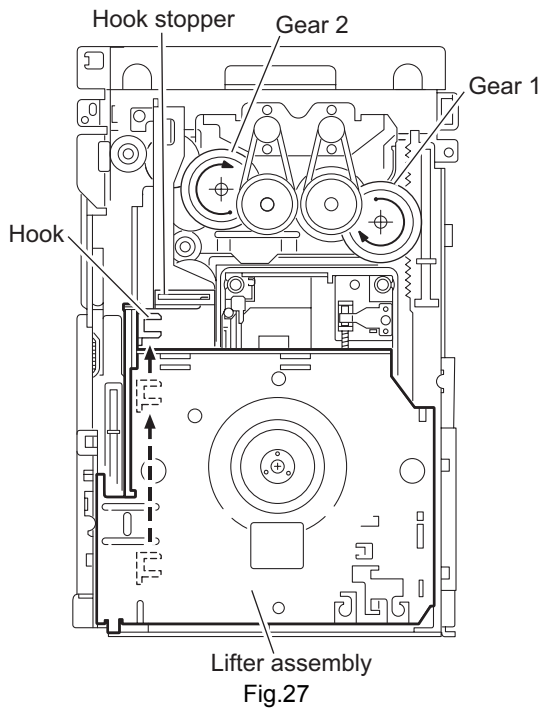


Fig.27

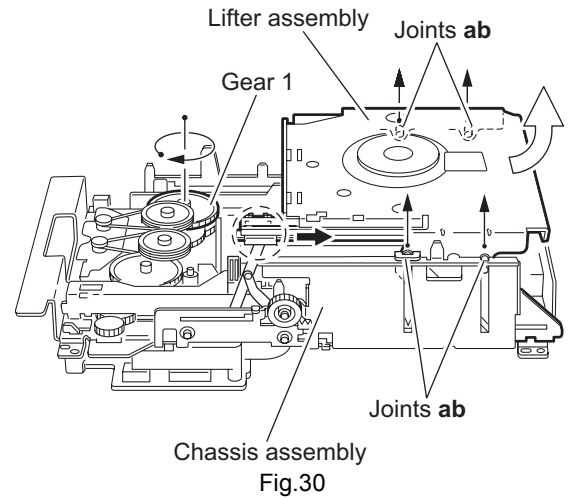


Fig.30

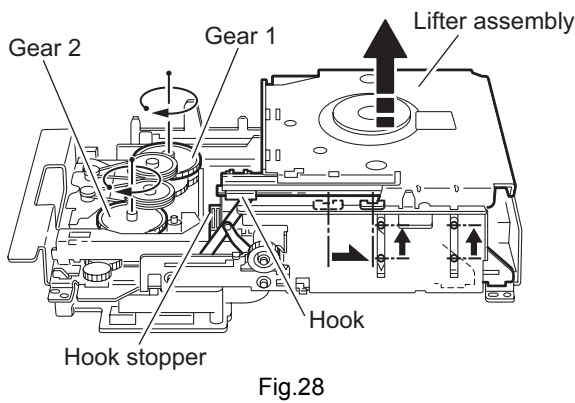


Fig.28

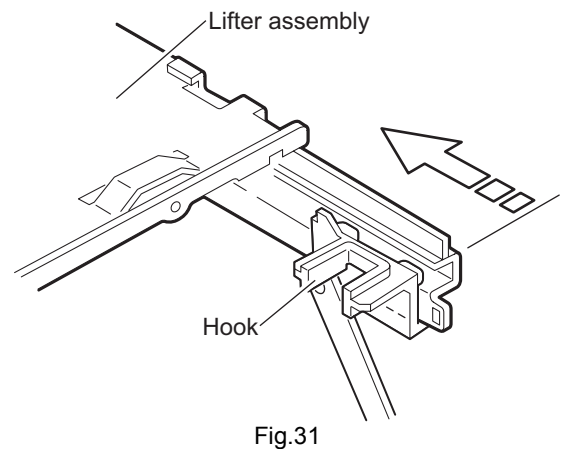


Fig.31

3.3.14 Removing the rack holder assembly and sensor assembly (See Figs.32 to 38)

- Prior to performing the following procedures, remove the tray assemblies, side (L) assembly, side (R) assembly and lifter assembly.

Reference:

If the slide gear of the DVD changer mechanism assembly places at joint **ac** of the rack holder assembly, turn the gear 1 counterclockwise to move the slide gear in the direction of the arrow. Then Remove the rack holder assembly. (See Figs.32 and 33)

- (1) Remove the three screws **U** attaching the rack holder assembly and release joint **ac** from the notch **ad**. (See Figs.32 and 34)

Caution:

When reattaching the rack holder assembly, do not nip the wires extending from the sensor assembly. (See Fig.32)

- (2) Remove the two screws **V** attaching the sensor assembly. (See Figs.35 and 38)
- (3) Move the sensor assembly in the direction of the arrow to release from the joint section **ae**. (See Figs.35 and 38)
- (4) Remove the sensor spring attached to the bottom of the sensor assembly from the boss **af** on the sensor slider. (See Figs.35 and 36)
- (5) Remove the screw **W** and **X** attaching the sensor board and SV. resister respectively. (See Fig.37)

Reference:

Remove the solder from the solder point **ai** on the sensor board as required. (See Fig.37)

Caution:

- When reattaching the SV. resister, attach the sensor slider to the sensor bracket and fit the lever on the bottom of the SV. resister into slot **aj** of the sensor slider. (See Figs.36 and 37)
- When reattaching the rack holder assembly, turn the gear 1 clockwise to move the slide gear and slide lever inside the body in the direction of the arrow. (See Figs.32 and 38)
- Let the wire extending from the sensor assembly through notch **ag** to the bottom of the DVD changer mechanism assembly. (See Figs.35 and 38)
- Fit pin **ak** of the slide lever into hole **ah** of the sensor slider on the bottom of the sensor assembly while attaching the sensor spring to the boss **af** of the sensor slider. (See Figs.36 and 38)
- Joint section **ae** of the sensor assembly to the notch **am** of the DVD changer mechanism assembly. (See Figs.35 and 38)

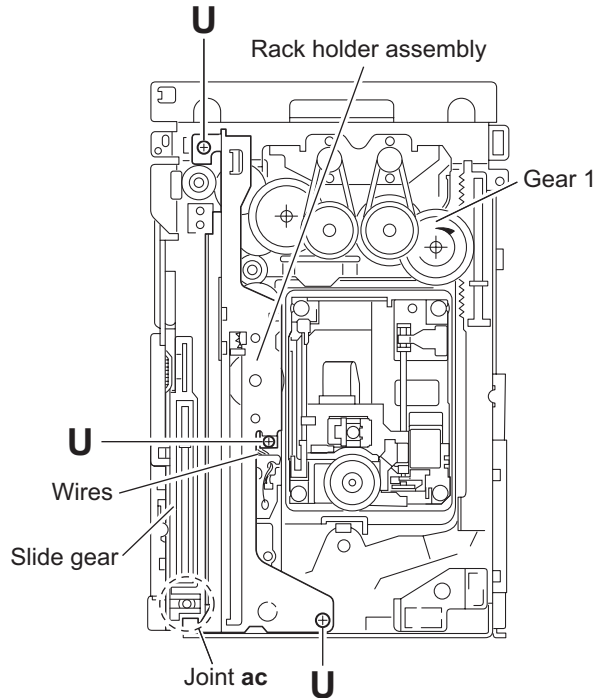


Fig.32

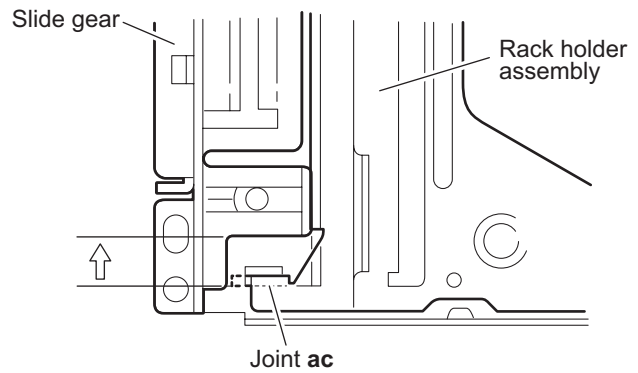


Fig.33

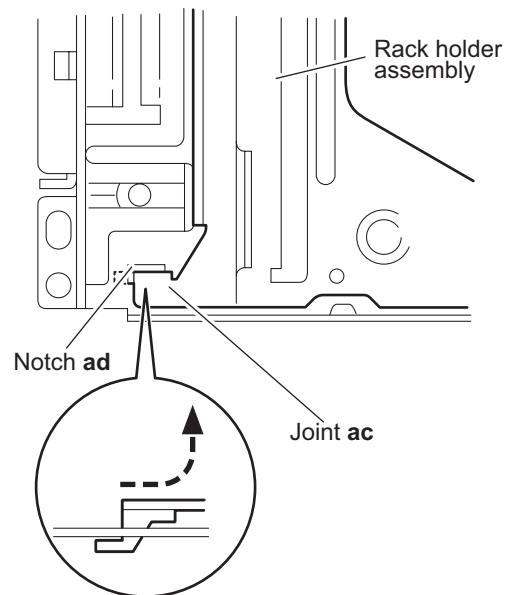


Fig.34

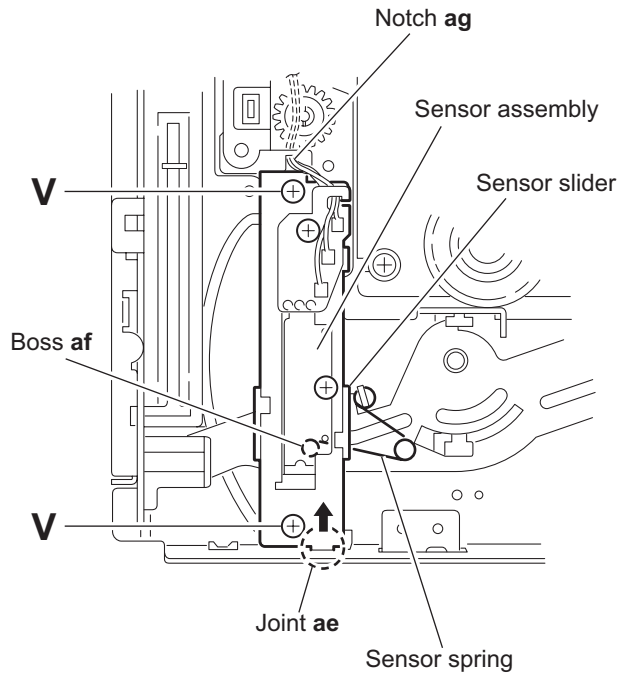
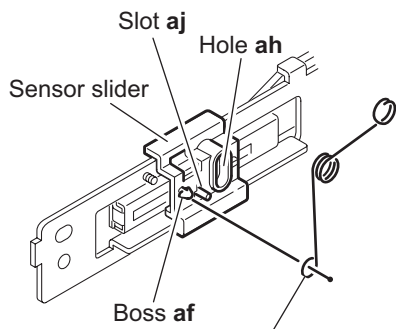


Fig.35



Sensor spring
Fig.36

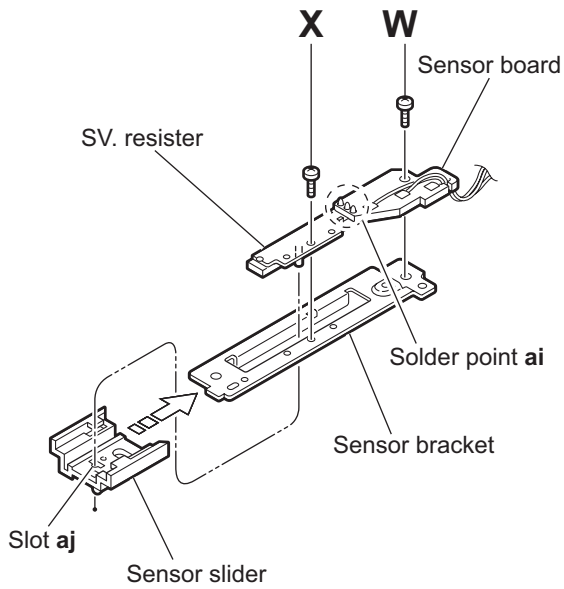


Fig.37

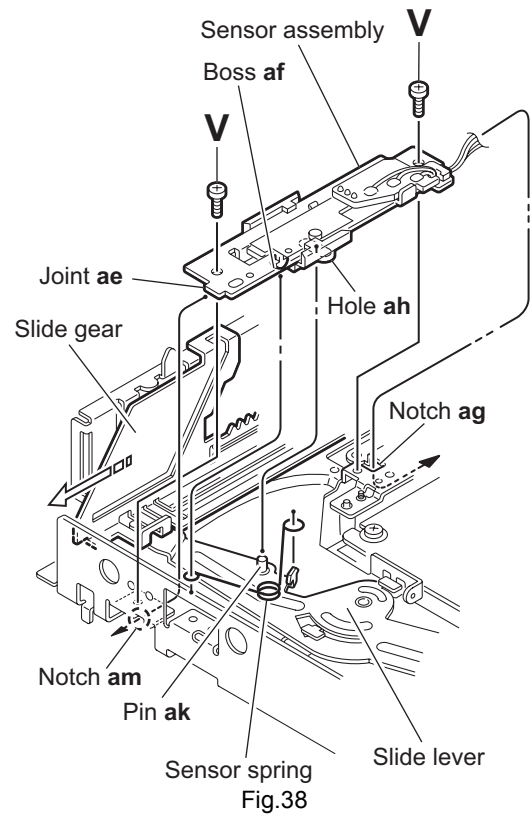


Fig.38

3.3.15 Taking out the disc in the play mode (See Fig.39 to 42)

Reference:

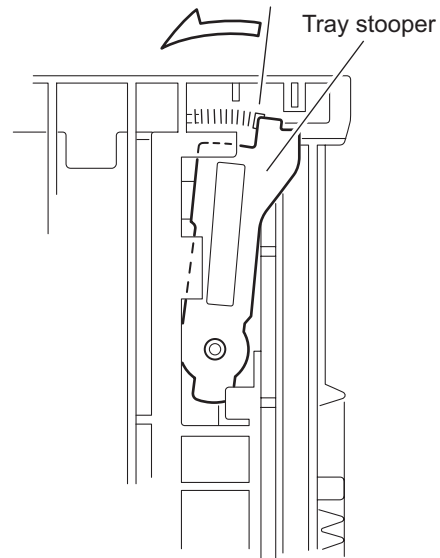
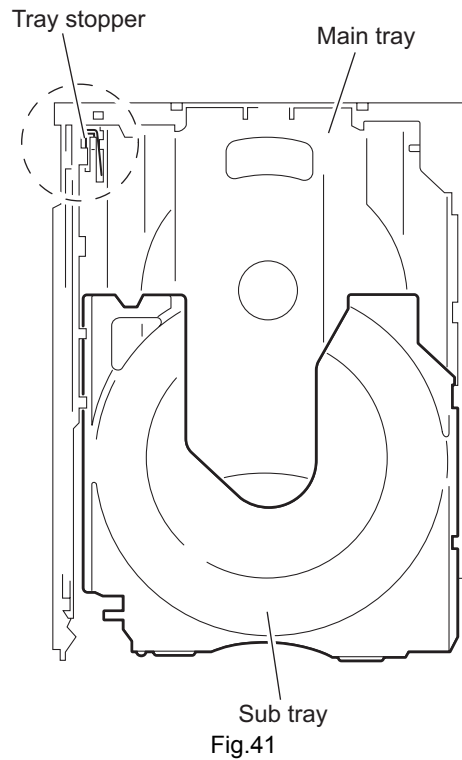
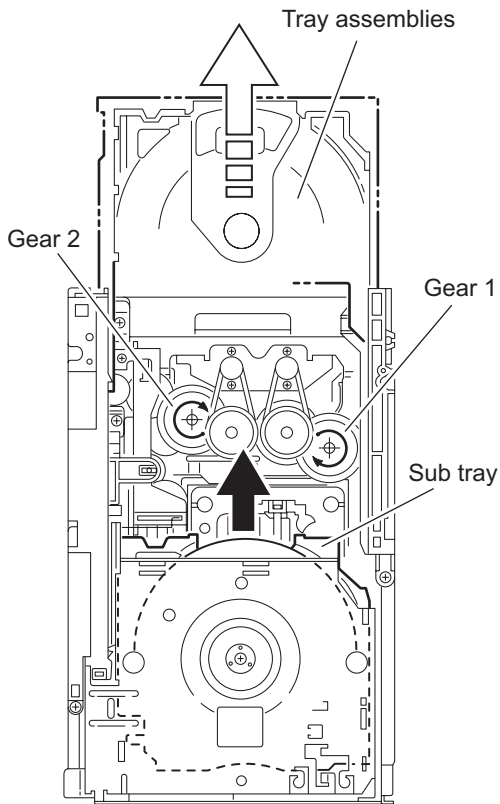
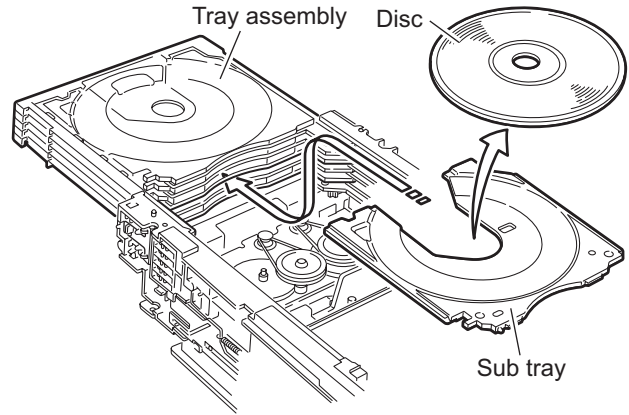
Refer to "Removing the tray assemblies".

- (1) From the topside of the DVD changer mechanism assembly, remove the top cover.
- (2) Unlock the tray assemblies and draw out the tray assemblies toward the front.
- (3) From the top side of the DVD changer mechanism assembly, turn the gear 1 clockwise to move the lifter assembly upward. (See Fig.39)
- (4) Turn the gear 2 clockwise to move the sub tray remaining inside the lifter assembly toward the front, then pull out.
- (5) Take out the disc on the sub tray. (See Fig.40)
- (6) After clearing away the disc, insert the sub tray into the main tray. (See Fig.41)
- (7) Push the tray assembly toward the body and reattach.

Caution:

When reattaching the sub tray, move the tray stopper on the bottom of the main tray in the direction of the arrow to lock the sub tray certainly. (See Figs.41 and 42)

- (7) Push the tray assembly toward the body and reattach.



3.4 Speaker section

3.4.1 Removing the amplifier assembly

(See Figs.1 to 3)

- (1) From the back side of the speaker main body, remove three screws **A** attaching the amplifier assembly. (See Fig.1)
- (2) From the bottom side of the speaker main body, remove the eight screws **B** attaching amplifier assembly. (See Fig.2)
- (3) From the top side of the speaker main body, move the amplifier assembly backward and disconnect the wire from the connector **CN204** on the amplifier board. (See Fig.3)

3.4.2 Removing the rear panel

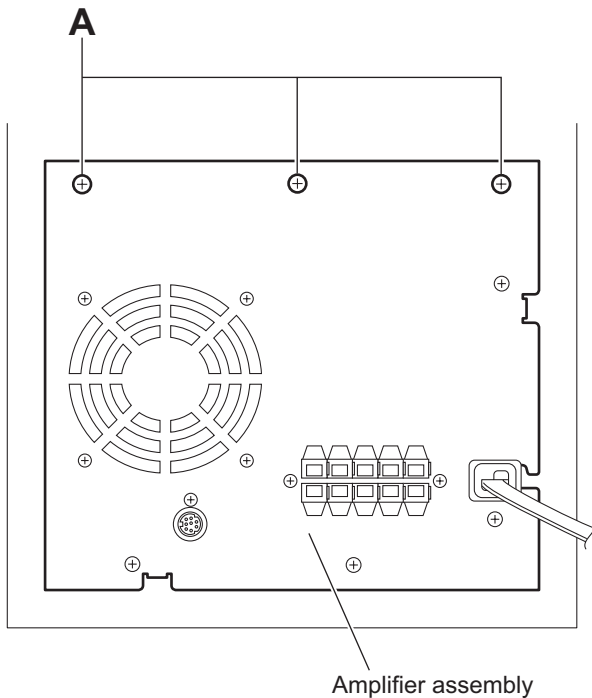
(See Figs.3 and 4)

- Prior to performing the following procedure, remove the amplifier assembly.
- (1) From the back side of the amplifier assembly, remove the four screws **C**, screw **D** and two screws **E** attaching the rear panel. (See Fig.4)
- (2) From the top side of the amplifier assembly, take out the rear panel with fan motor, and disconnect the wire from the connector **CN202** on the amplifier board. (See Fig.3)

3.4.3 Removing the fan motor

(See Fig.4)

- Prior to performing the following procedures, remove the amplifier assembly and rear panel.
- (1) From the front side of the rear panel, remove the four screws **F** attaching the fan motor.
- (2) Take out the fan motor.



Amplifier assembly
Fig.1

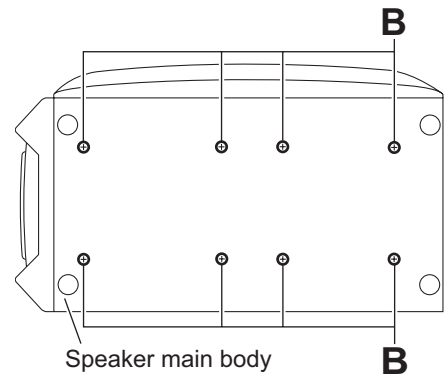


Fig.2

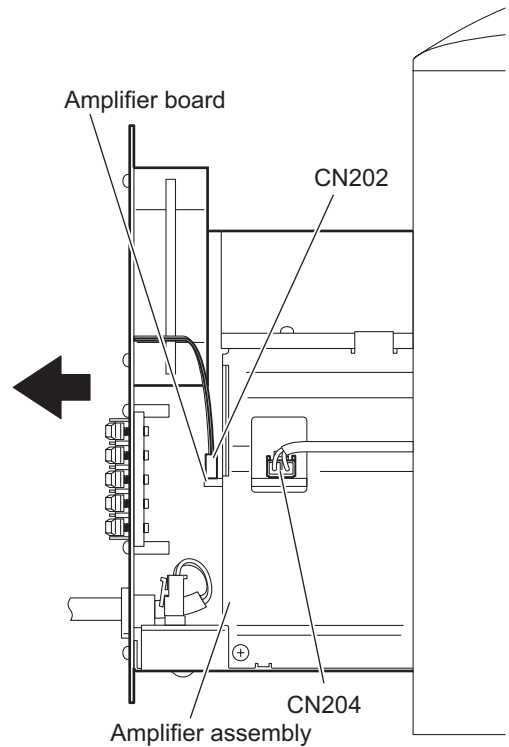


Fig.3

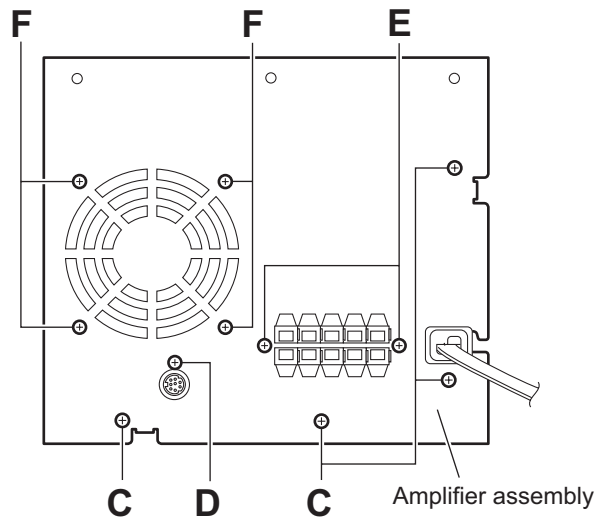


Fig.4

3.4.4 Removing the heat sink bracket (See Fig.5)

- Prior to performing the following procedure, remove the amplifier assembly.
 - (1) From the top side of the amplifier assembly, remove the three screws **G** and three screws **H** attaching the heat sink bracket.
 - (2) Take out the heat sink bracket.

Reference:

When attaching the heat sink bracket, attach the screw **H** with barrier.

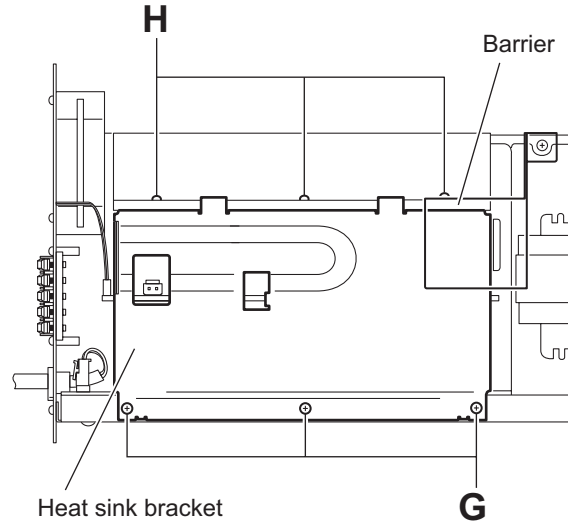


Fig.5

3.4.5 Removing the amplifier board (See Fig.6)

- Prior to performing the following procedures, remove the amplifier assembly and heat sink bracket.
 - (1) From the top side of the amplifier assembly, disconnect the amplifier board from the connector [CN201](#) and [CN203](#) on the main board.
 - (2) Take out the amplifier board and disconnect the wire from the connector [CN202](#) on the amplifier board.

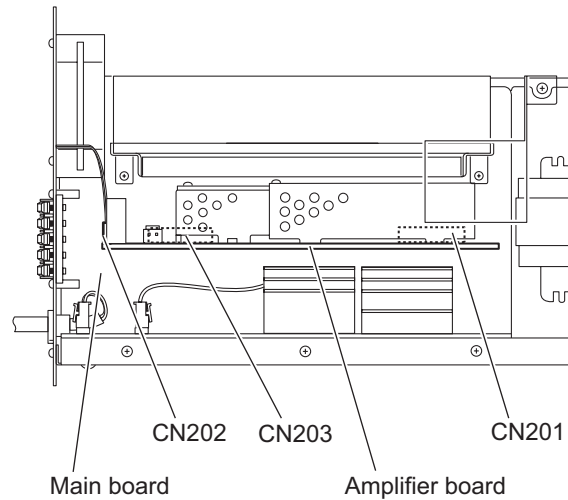


Fig.6

3.4.6 Removing the power board (See Figs.7 to 9)

- Prior to performing the following procedures, remove the amplifier assembly, rear panel, heat sink bracket and amplifier board.
 - (1) From the right side of the amplifier assembly, remove the five screws **J** attaching the power board. (See Fig.7)
 - (2) From the top side of the amplifier assembly, disconnect the wires from the connectors **CN312** and **CN321** on the power board. (See Fig.8)
 - (3) Disconnect the power cord from the connector **CN311** on the power board, and take out the power cord. (See Fig.8)
 - (4) Disconnect the wire from the connector **CN501** on the LED board. (See Fig.9)
 - (5) Disconnect the power board from the connector **CN301**, **CN302** and **CN303** on the main board, and take out the power board assembly from the amplifier assembly. (See Fig.8)

Reference:

Remove the screw **K** attach the barrier as required. (See Fig.7)

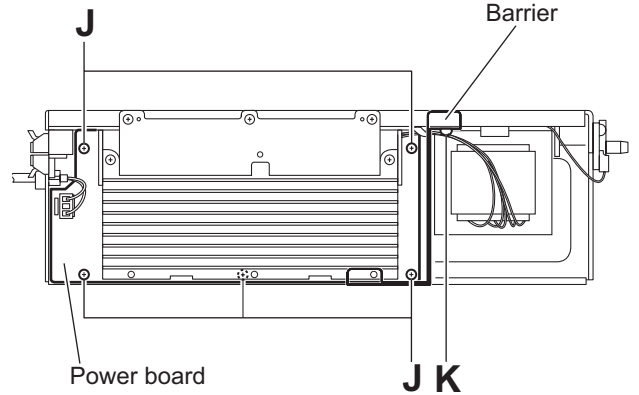


Fig.7

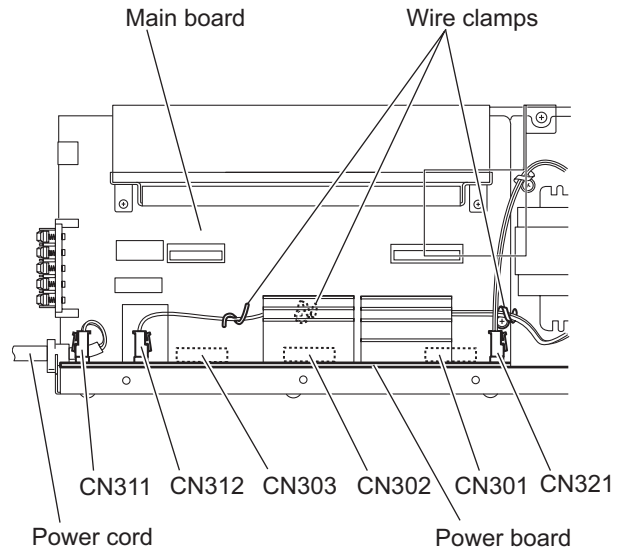


Fig.8

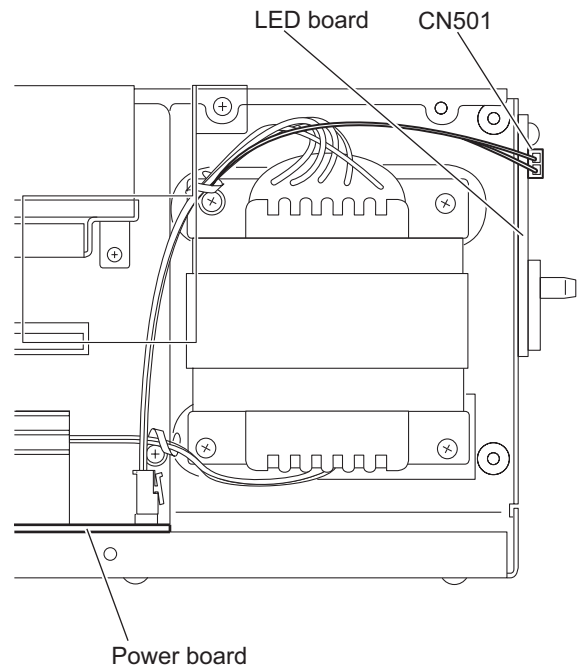


Fig.9

3.4.7 Removing the heat sink (See Figs.10 and 11)

- Prior to performing the following procedures, remove the amplifier assembly, rear panel, heat sink bracket, amplifier board and power board.

- (1) From right side of the amplifier assembly, remove the three screws **L** and three screws **M** attaching the heat sink. (See Fig.10)
- (2) From the top side of the amplifier assembly, remove the two screws **N** attaching the heat sink to the main board. (See Fig.11)
- (3) Take out the heat sink.

Reference:

Remove the screw **P** attach the barrier as required.

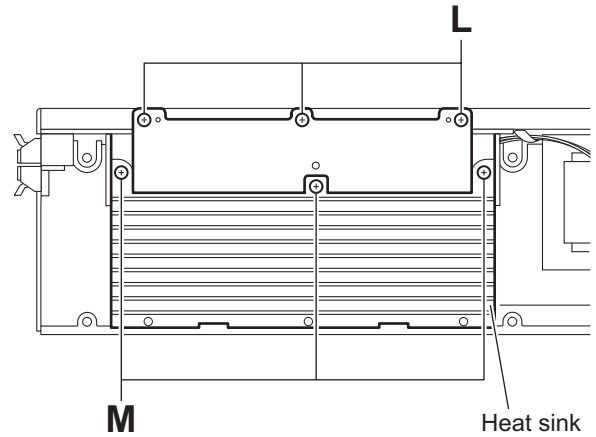


Fig.10

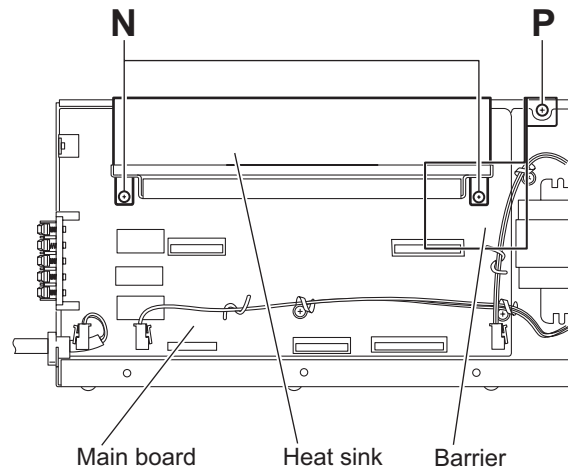


Fig.11

3.4.8 Removing the main board (See Fig.12)

- Prior to performing the following procedures, remove the amplifier assembly, rear panel, heat sink bracket, amplifier board, power board and heat sink.

- (1) From the top side of the amplifier assembly, remove the wires from the wire clamps on the main board.
- (2) Remove the three screws **Q** and two screws **R** attaching the main board.
- (3) Take out the main board.

Reference:

- When attaching the main board, attach the screws **R** with wire clamps.
- After attaching the main board, bundle the wire by the wire clamps.

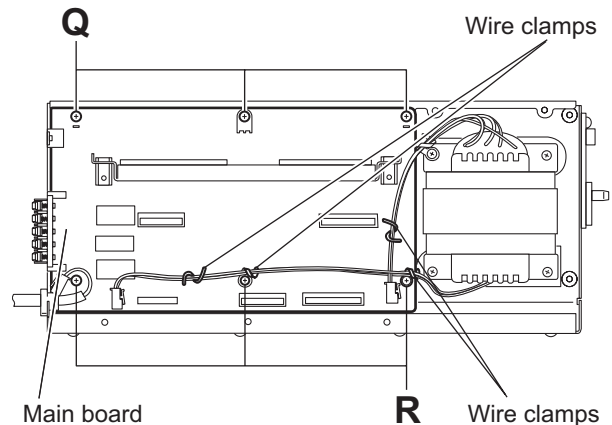
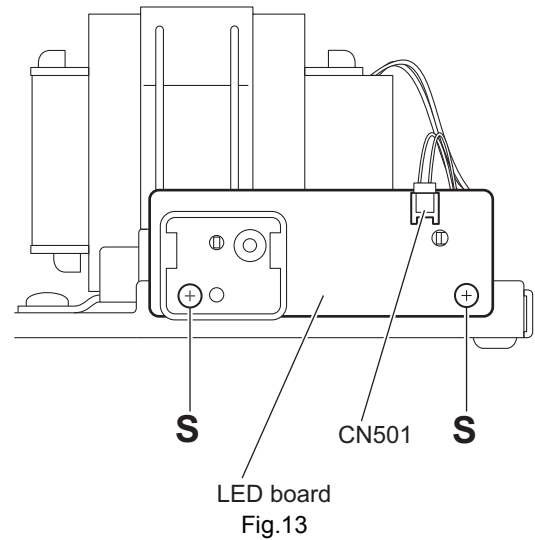


Fig.12

3.4.9 Removing the LED board (See Fig.13)

- Prior to performing the following procedures, remove the amplifier assembly and rear panel.
 - (1) From the top side of the amplifier assembly, disconnect the wire from the connector [CN501](#) on the LED board.
 - (2) Remove the two screws **S** attaching the LED board, take out the LED board.

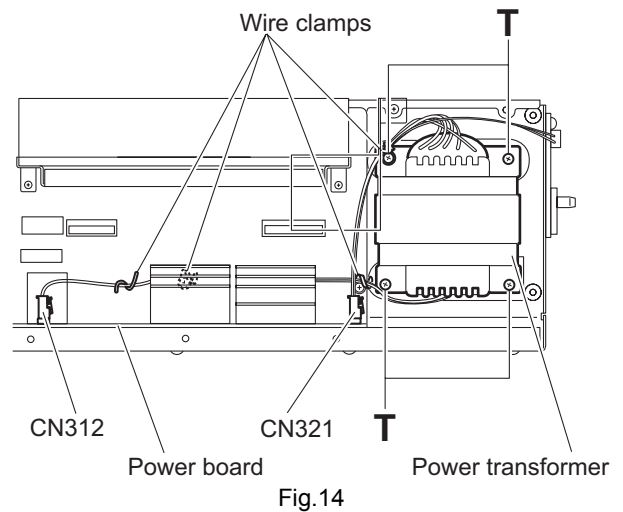


3.4.10 Removing the power transformer (See Fig.14)

- Prior to performing the following procedures, remove the amplifier assembly, heat sink bracket and amplifier board.
 - (1) From the top side of the amplifier assembly, disconnect the wire from the connectors [CN312](#) and [CN321](#) on the power board.
 - (2) Remove the four screws **T** attaching the power transformer, and take out the power transformer from the amplifier assembly.

Reference:

- When attaching the power transformer, attach the screws **T** with wire clamp.
- After connect the wires from the connectors [CN312](#) and [CN321](#), bundle the wire by the wire clamp.



3.4.11 Removing the speaker net
(See Figs.15 and 16)

- (1) From right side of the speaker main body, remove the four screws **U** attaching the speaker net. (See Fig.15)
- (2) From bottom side of the speaker main body, insert the tip of the flat-bladed screwdriver or similar tool into the space between the speaker main body and speaker net, and lift the speaker net little by little to remove. (See Fig.16)

Note:

To prevent damaging the speaker net and speaker main body, insert cushioning plates etc. and below the tip of the flat-bladed screwdriver or similar tool.

- (3) Take out the speaker net from the speaker main body.

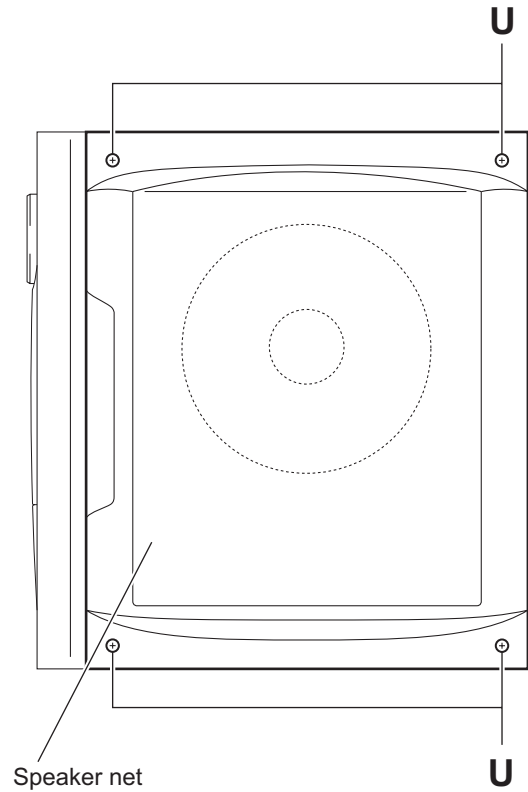


Fig.15

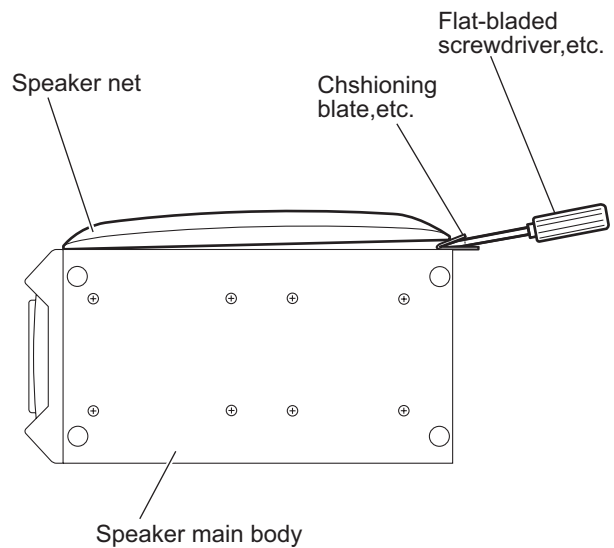


Fig.16

3.4.12 Removing the speaker (See Figs.17 and 18)

- Prior to performing the following procedures, remove the speaker net.
 - (1) From right side of the speaker main body, remove the eight screws **R** attaching the speaker. (See Fig.17)
 - (2) Take out the speaker from the speaker main body. (See Fig.18)
 - (3) Disconnect the wires from the terminal of the speaker. (See Fig.18)

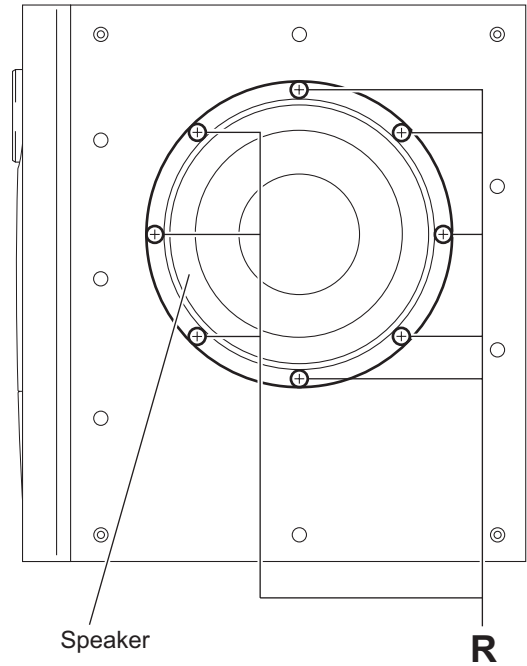
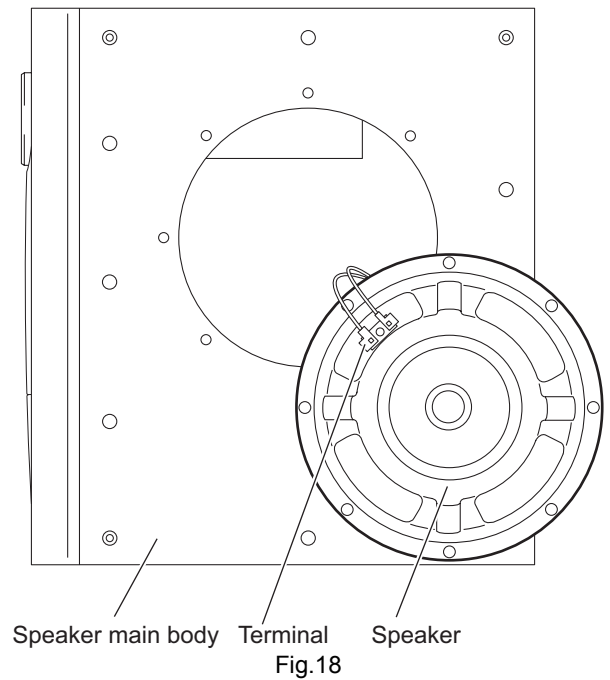


Fig.17



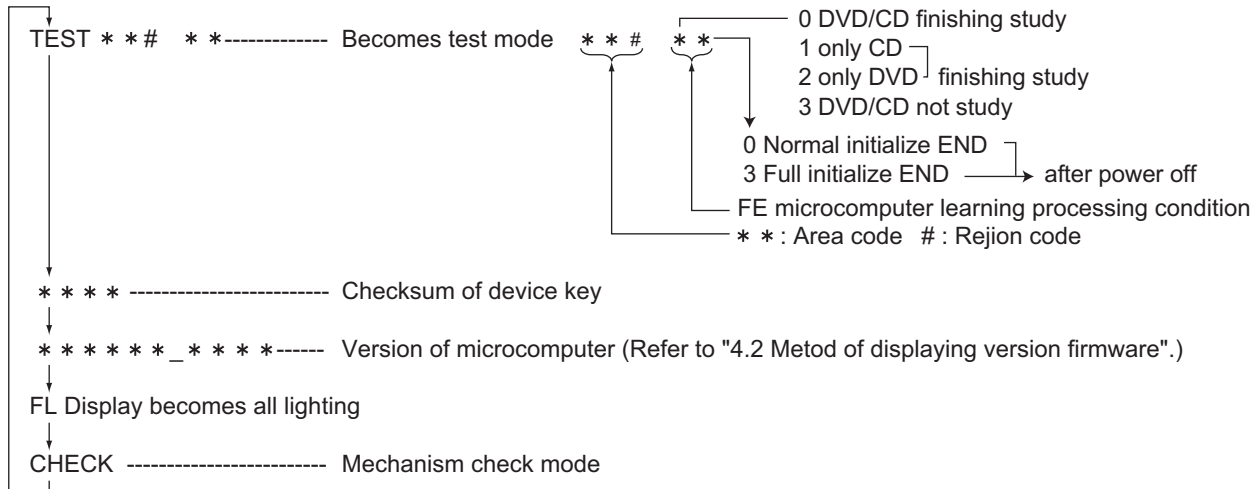
SECTION 4 ADJUSTMENT

4.1 Test mode setting method

- (1) Unplug the power plug.
- (2) Insert power plug into outlet while pressing both "PLAY" key and "STANDBY/ON" key of the main body.
- "Area code" is indicated at the upper left of display,
- (3) To release test mode, press "STANDBY/ON" key of the main body.

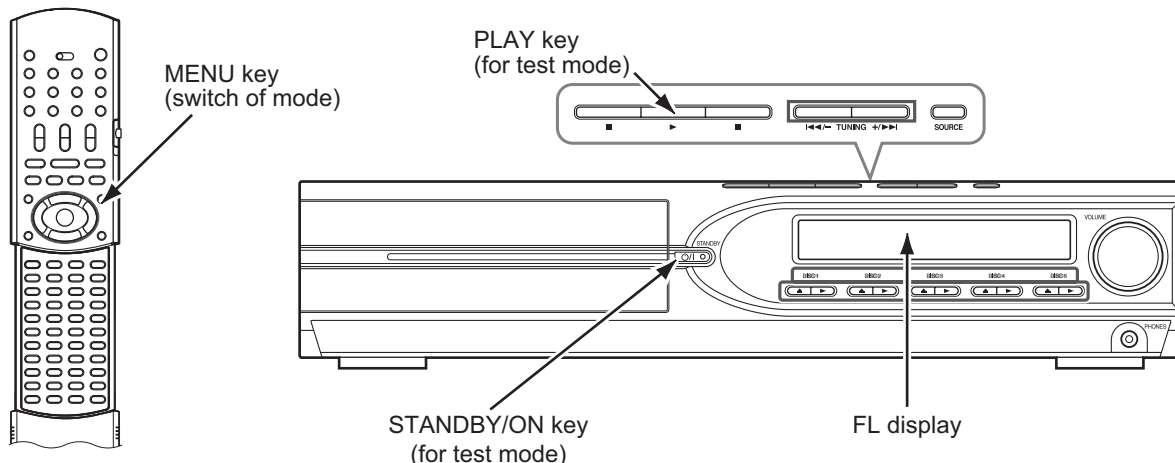
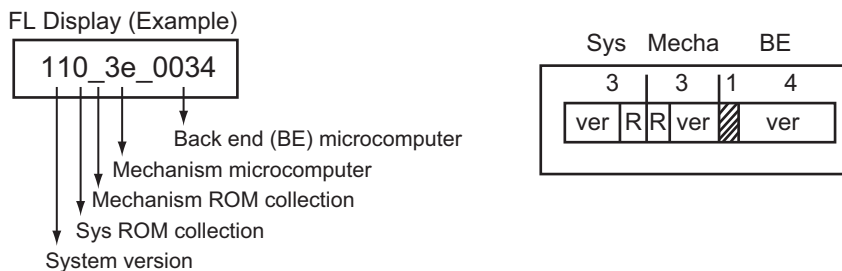
NOTE:

Each pressing of "MENU" key of the remote controller in test mode changes the mode as follows.



4.2 Method of displaying version of firmware

- (1) Set the main body in test mode.
- (2) Press "MENU" key of the remote controller twice. Then, version number and alphabetical letter of the system controller and the back end are displayed in the FL display as follows.



4.3 Normal initialization method

Please initialize according to the following procedures in the following case:

- Just after you upgrade the firmware.
- After you confirm the symptoms that a customer points out. First Initialize, and then confirm whether the symptoms are improved or not.
- After servicing, before returning the main body to a customer. (Initialized main body should be returned to a customer.)
 - (1) Set the main body at test mode.
 - (2) Press "PAUSE" key of the main body.
 - (3) When initialization is completed, "00" and "RDS" is displayed in the FL display.
 - (4) After this, power switch to off and wait until "See You" to off.

4.4 Full-initialization method

Please perform all-initialization according to the following procedures in the following case:

- Just after you exchange the pick-up.
- Just after you exchange the spindle motor.
- Just after you exchange the traverse mechanism base.

NOTE:

Please perform all-initialization when you exchange the parts above and also when you remove the parts above.

- Just after the flap adjustment of the pick-up guide shaft.
 - (1) Set the main body at test mode.
 - (2) Press and hold "F.SKIP" key of the main body for more than 1.5 seconds.
 - (3) When all-initialization is completed, "33" and "RDS" is displayed in the FL display.
 - (4) After this, power switch to off and wait until "See You" to off.

NOTE:

After all-initialization, be sure to perform Device Key Writing.

SECTION 5 TROUBLESHOOTING

This service manual does not describe SPECIFIC SERVICE INSTRUCTIONS.



JVC

VICTOR COMPANY OF JAPAN, LIMITED

AV & MULTIMEDIA COMPANY AUDIO/VIDEO SYSTEMS CATEGORY 10-1,1chome,Ohwatari-machi,Maebashi-city,371-8543,Japan

(No.MB192)



Printed in Japan
WPC

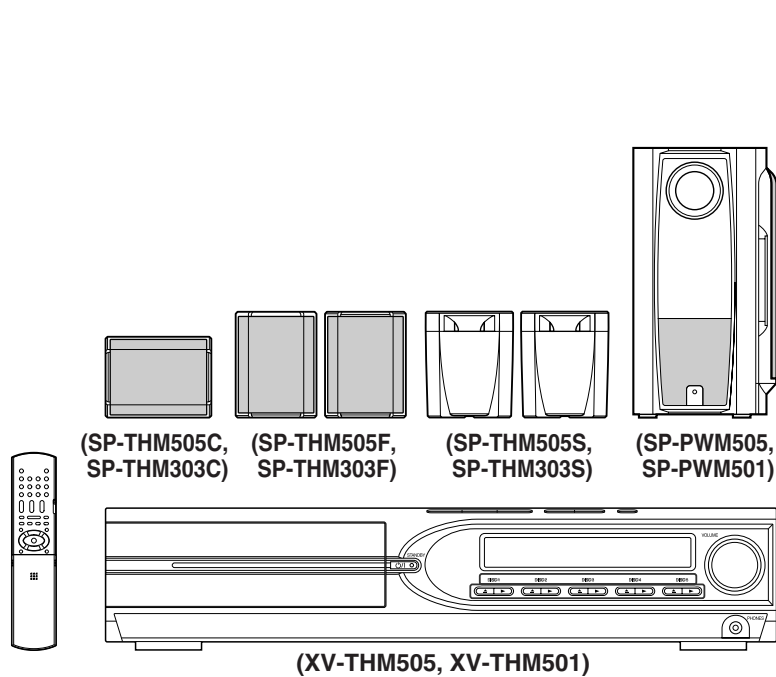
JVC

SCHEMATIC DIAGRAMS

DVD DIGITAL THEATER SYSTEM

TH-M505, TH-M501

CD-ROM No.SML200405



TH-M505
Area suffix
J ----- U.S.A.
C ----- Canada

TH-M501
Area suffix
J ----- U.S.A.



AV COMPU LINK

Digital Direct Progressive Scan

Contents

Block diagram	2-1
Standard schematic diagrams	2-3
Printed circuit boards	2-27 to 36

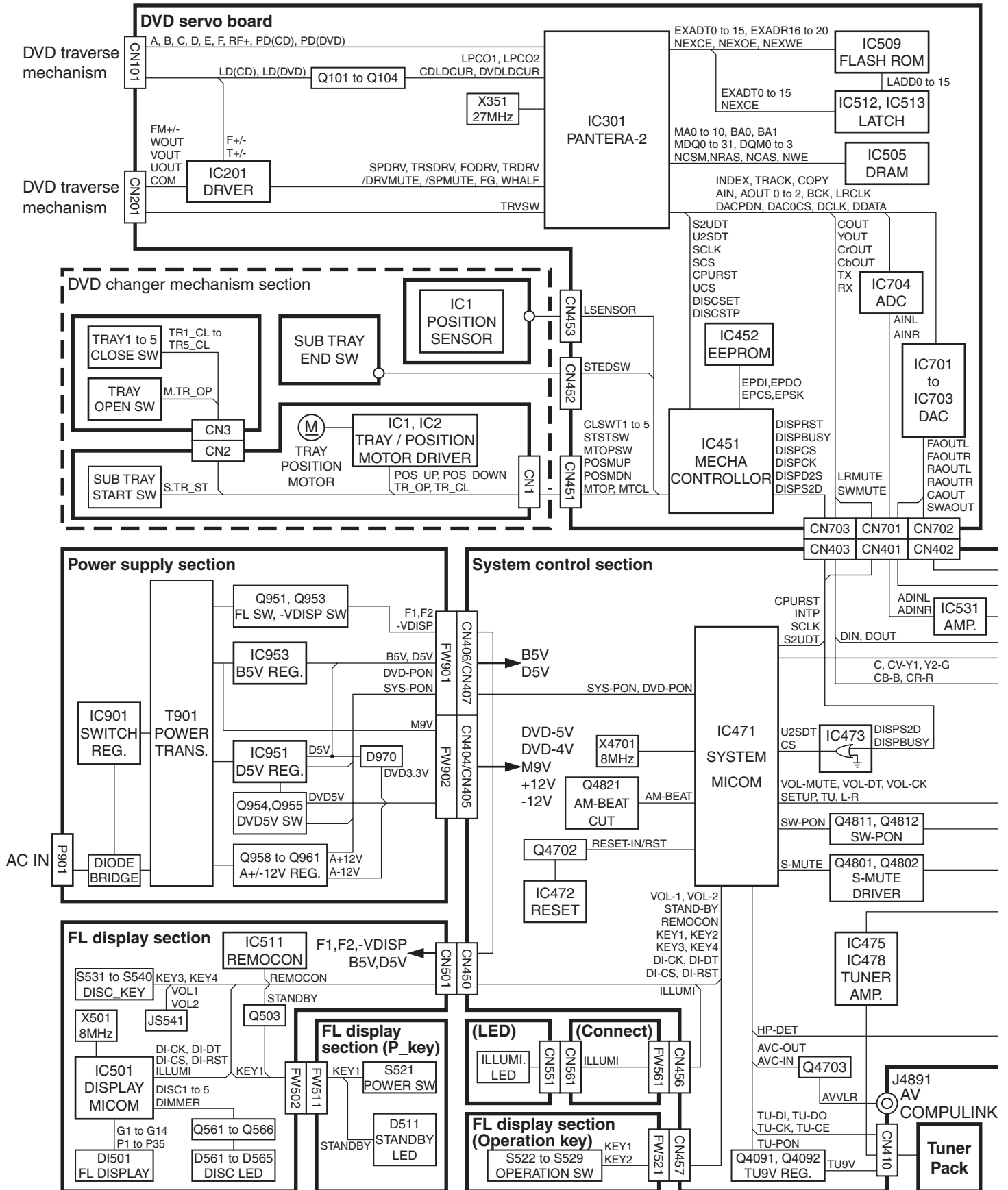
In regard with component parts appearing on the silk-screen printed side (parts side) of the PWB diagrams, the parts that are printed over with black such as the resistor (■), diode (▬) and ICP (●) or identified by the "▲" mark nearby are critical for safety.

(This regulation does not correspond to J and C version.)

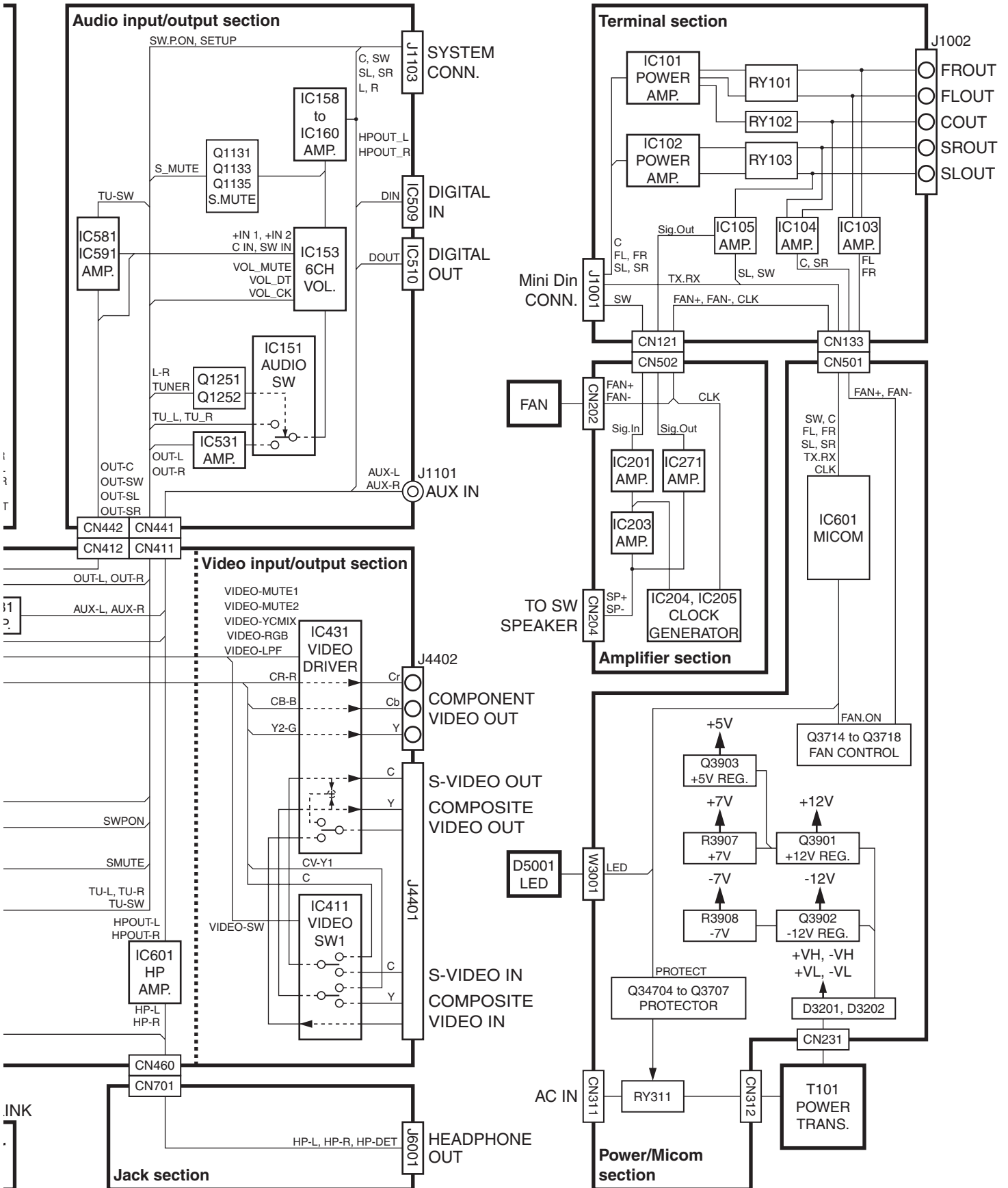
< MEMO >

Block diagram

<Main body section>



<Subwoofer section>

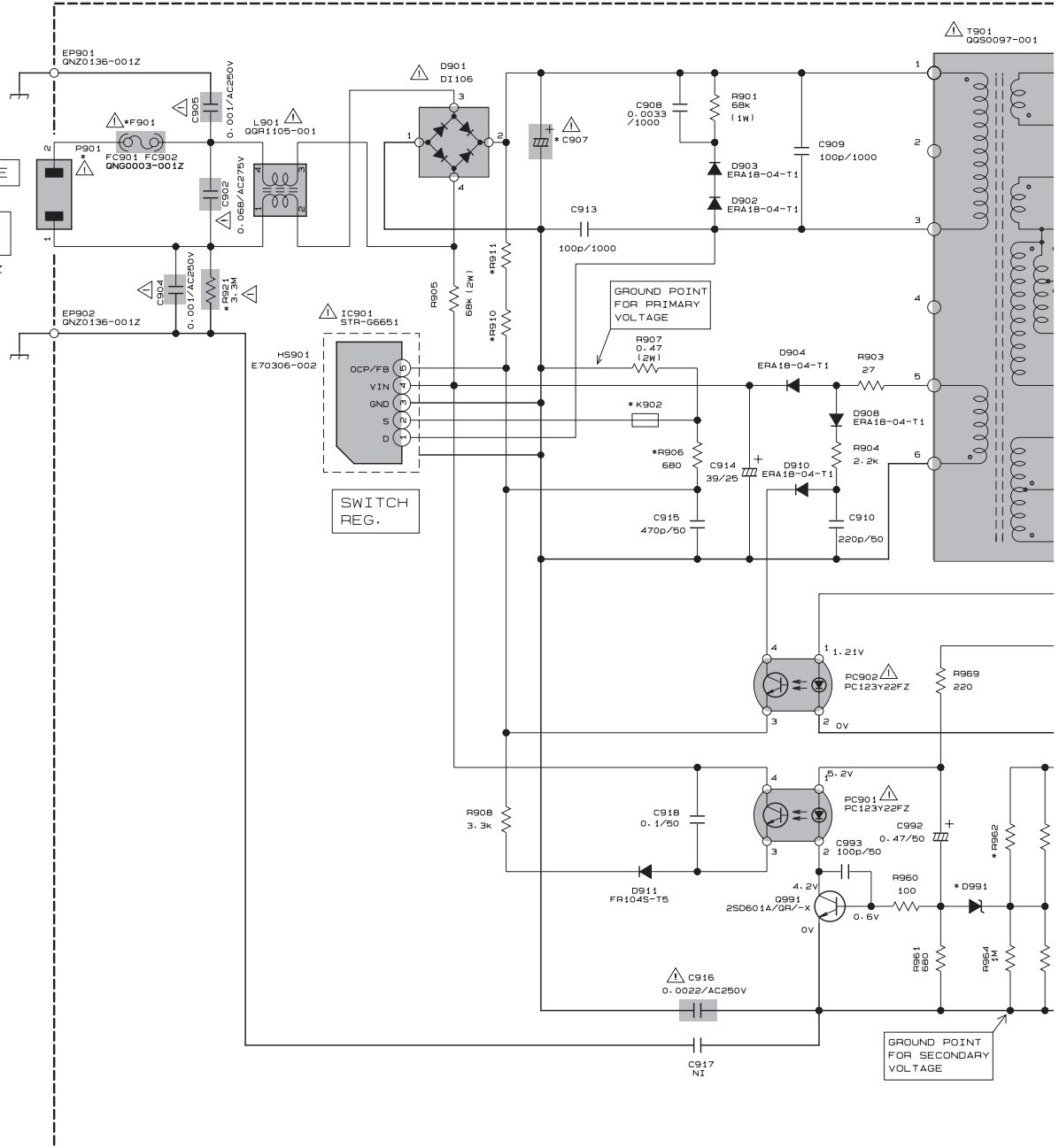


Standard schematic diagrams

<Main body section>

Power supply section

- Ver. J/C
120V 60Hz
- Ver. B/E/EN/EE/EE
230V 50Hz
- Ver. US/UW/UJ/UG
UX/UT
- 110-240V 50/60Hz
- Ver. A
240V 50Hz

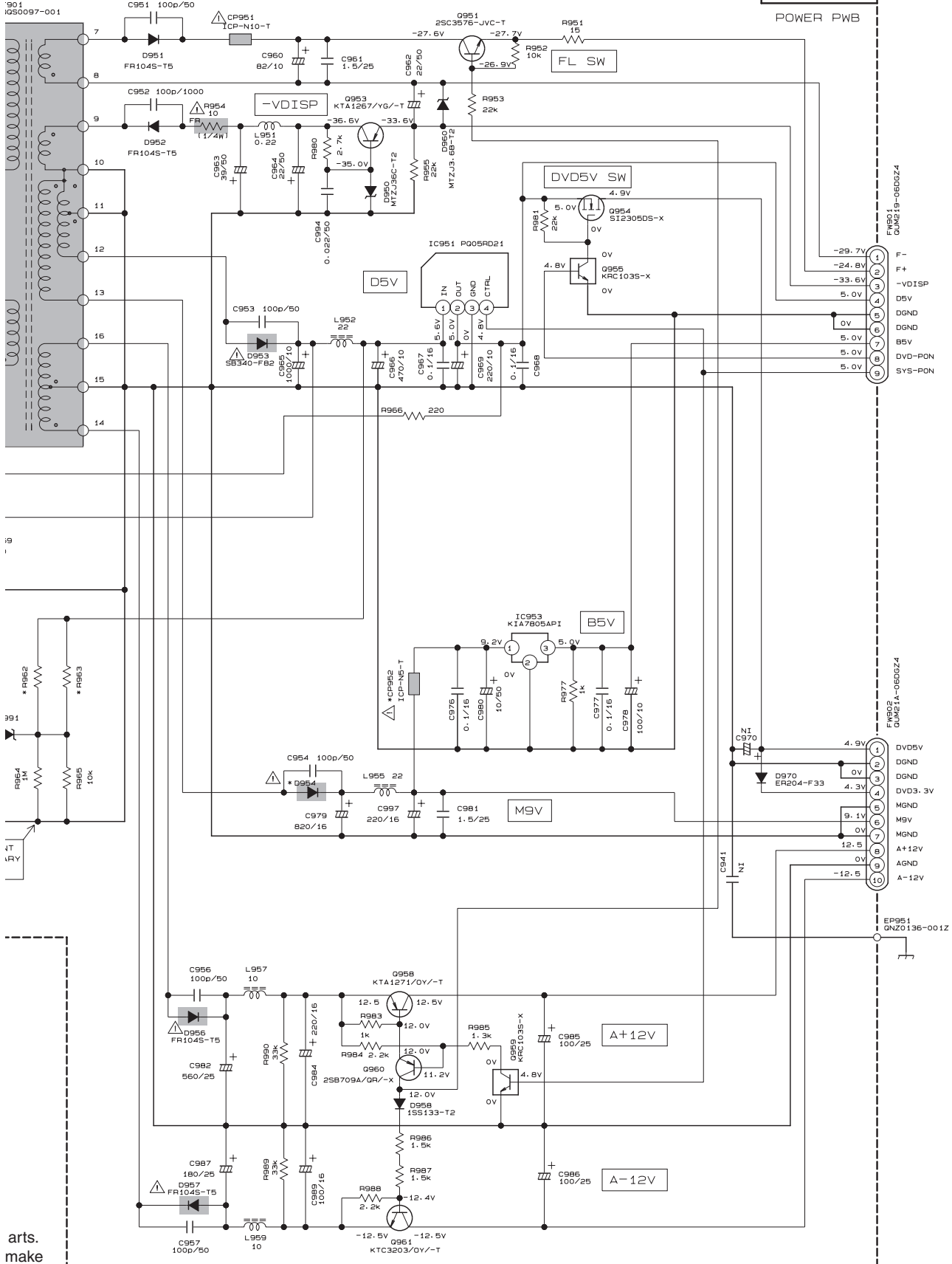


REF No.	Ver.	ADDRESS	D	J/C	B/E/EN/EE/EE	UG/US/UW/UJ /A/UX/UT
*F901	(A-3)	GMF51U1-1R6-JB (1.6A/125V)	GMF51U1-1R6-JB (1.6A/125V)	GMF51W2-1R6-JB (1.6AL)	GMF51W2-1R6-JB (1.6AL)	
*R962	(E-7)	1M	1M	NONE	NONE	
*R963	(E-8)	100	100	180	180	
*D991	(F-7)	MTZJ5.1C-T2	MTZJ5.1C-T2	MTZJ5.1B-T2	MTZJ5.1B-T2	
*K902	(C-5)	0GR0779-001Z	0GR0779-001Z	0(B3199)	0(B3199)	
*R921	(B-3)	NONE	3.3M	NONE	NONE	
*P901	(B-2)	GNCO0B1-001	GNCO0B1-001	GNCO0B1-001	GNCO0B1-001	
*R910 *R911	(B-5)	750k	750k	470k	470k	
*CP952	(F-10)	0(B3198)	ICP-N5-T	ICP-N5-T	ICP-N5-T	

VERSION CODES	
J	: U. S. A.
C	: CANADA
E	: GERMANY/FRANCE/HOLLAND
B	: GREAT BRITAIN
EE	: RUSSIA
EN	: SWEDEN/NORWAY/FINLAND/DENMARK
EV	: EAST EUROPE
A	: AUSTRALIA
UW	: BRAZIL/MEXICO/PERU
US	: SINGAPOLE
UG	: USA MILITARY BASE
UX	: TURKEY/EGYPT/SOUTHAFRICA

REF No.	Ver.	ADDRESS	D	J/C	B/E/EN/EE/EE	US/UW/UJ/UG /A/UX/UT
*C907	(B-5)	QETM2GM-157 (150/200)	QETM2GM-157 (150/200)	QETM2GM-686 (68/400)	QETM2GM-107 (100/400)	
*D954	(F-9)	FR104S-T5	ERA18-04-T1	FR104S-T5	FR104S-T5	

▲ Parts are safety assurance parts.
When replacing those parts make
sure to use the specified one.



arts.
make
3.

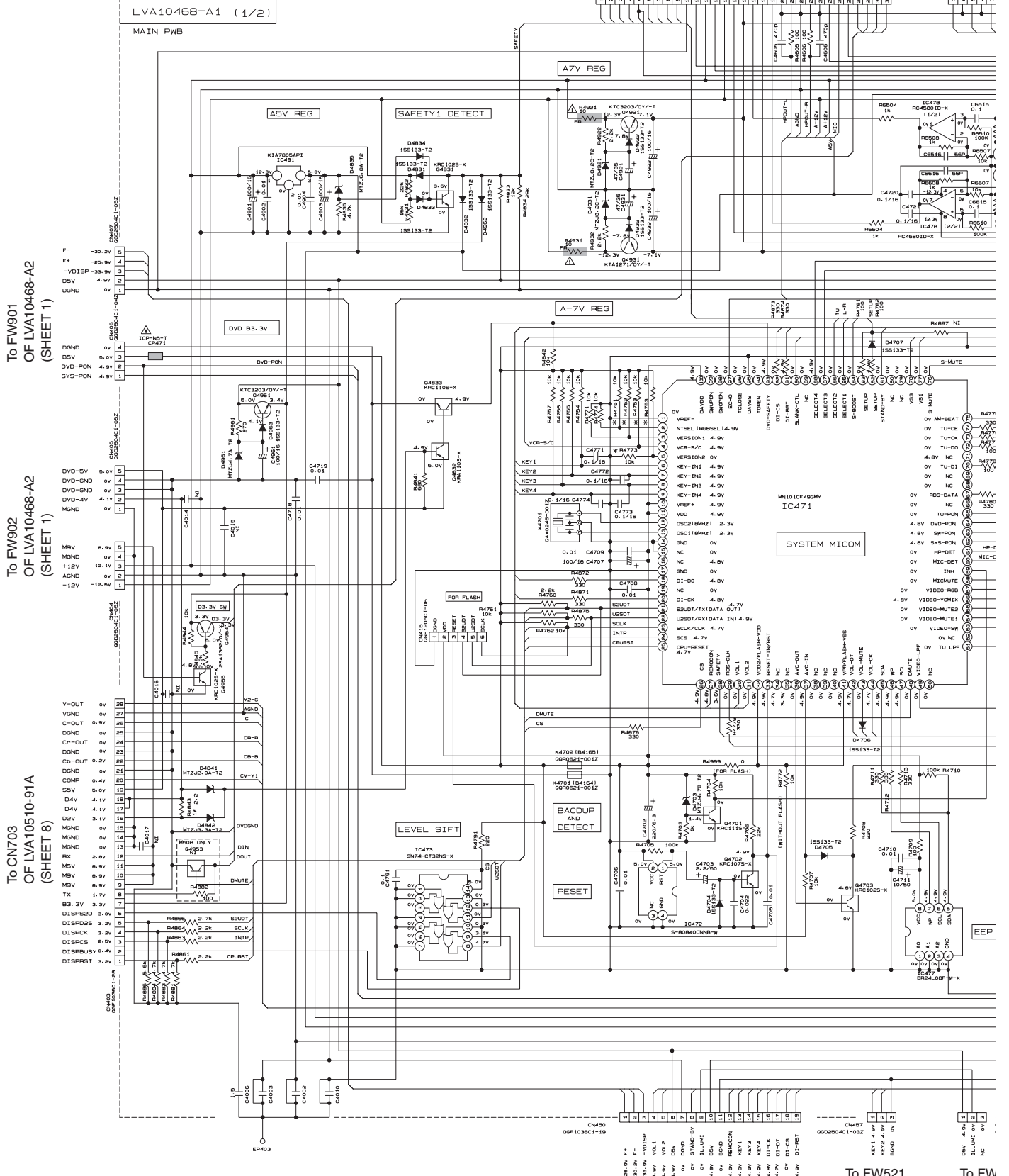
TO CN405-CN407
OF LVA10468-A1
(SHEET 2)

TO CN404-CN405
OF LVA10468-A1
(SHEET 2)

System control section

To CN441
OF LVA10476-A1
(SHEET 5)

To CN442
OF LVA10-
(SHEET 5)



To FW901
OF LVA10468-A2
(SHEET 1)

To FW902
OF LVA10468-A2
(SHEET 1)

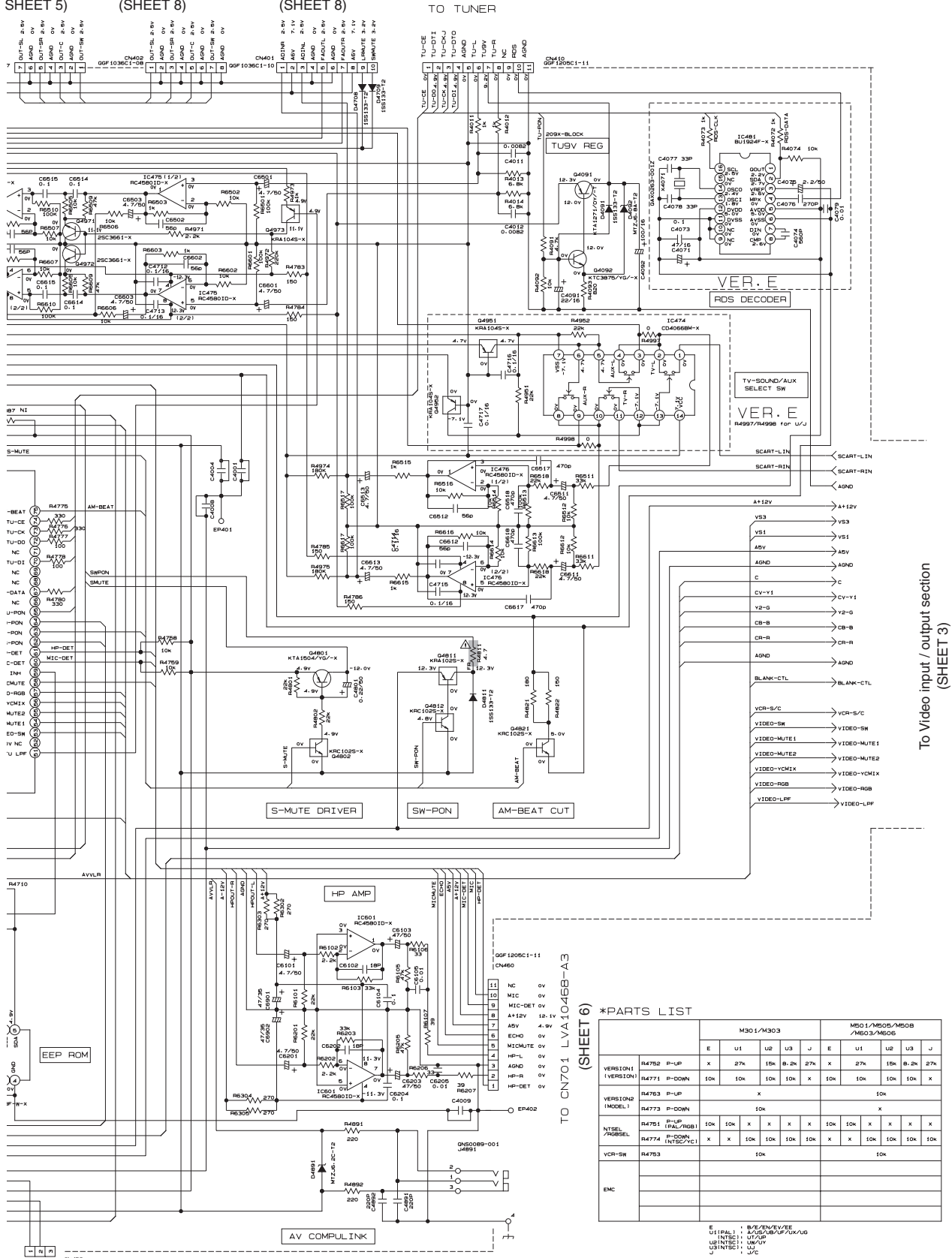
To CN703
OF LVA10510-91A
(SHEET 8)

To CN501
OF LVA10467-A1
(SHEET 4)

To FW521
OF LVA10467-A2
(SHEET 4)

To FW
OF LV
(SHEET 4)

o CN442 To CN702 To CN701
 OF LVA10476-A1 OF LVA10510-91A OF LVA10510-91A
 SHEET 5) (SHEET 8) (SHEET 8)



To Video input / output section
 (SHEET 3)

TO CN701 LVA1046B-A3
 (SHEET 6)

*PARTS LIST

VERSION1 (MODEL1)	M301/M303				M301/M302/M30B /M303/M30E						
	E	U1	U2	U3	J	E	U1	U2	U3	J	
VERSION1 (MODEL1)	R4752 P-UP	X	27k	15k	8.2k	27k	X	27k	15k	8.2k	27k
	R4771 P-DOWN	10k	10k	10k	10k	X	10k	10k	10k	X	
VERSION2 (MODEL1)	R4763 P-UP		X							10k	
	R4773 P-DOWN			10k						X	
NTSEL /RGBSEL	R4751 P-UP (PAL/RGB)	10k	10k	X	X	X	X	10k	10k	X	X
	R4774 P-DOWN (NTSC/VC)	X	X	10k	10k	10k	10k	X	X	10k	10k
VCR-SW	R4753			10k							10k
EMC											

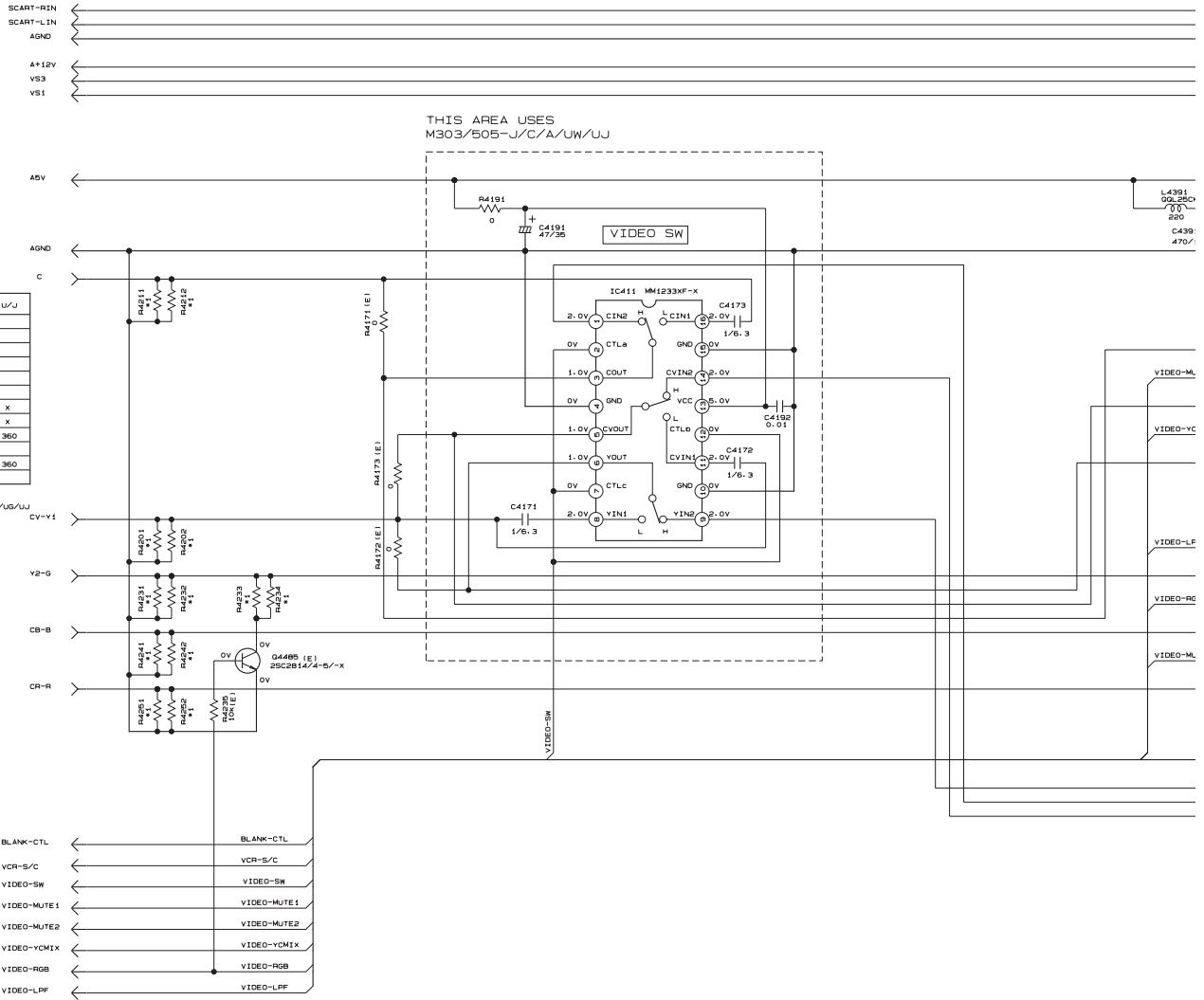
E U1RAL1 B/ENV/VE
 U1RAL1 A/US/US/UP/UX/UG
 INTSC1 U/AF
 U1INTSC1 U/AF
 U1INTSC1 U/AF

⚠ Parts are safety assurance parts.
 When replacing those parts make
 sure to use the specified one.

To FW561
 2 OF LVA10467-A5
 (SHEET 4)

Video input / output section

LVA1046B-A1

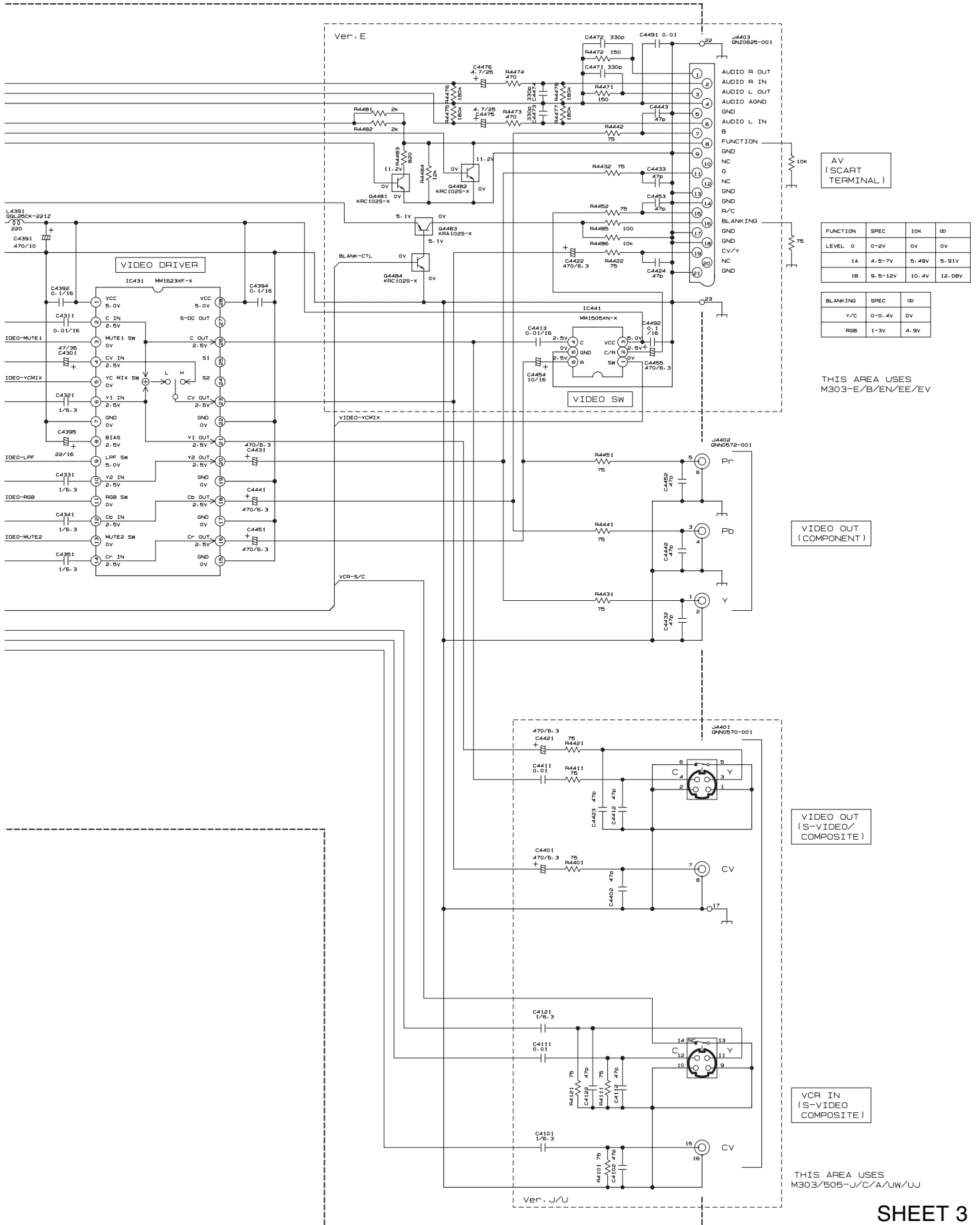


*1 PARTS LIST

		E	U/J
CV-Y1	R4201	680	
	R4202	220	
C	R4211	680	
	R4212	220	
	R4231	680	
	R4232	220	
Y2-G	R4233	620	X
	R4234	180	X
	R4241	430	360
	R4242	100	
CR-R	R4251	430	360
	R4252	100	

E : E/B/EN/EV/EE
U : A/U/US/LB/LV/UP/UF/UX/UG/UJ
ZU/UY
J : J/C

To System control section
(SHEET 2)



AV
(SCART
TERMINAL)

FUNCTION	SPEC	10k	∞
LEVEL 0	0-2V	0V	0V
1A	4.5-7V	5.49V	5.91V
1B	9.5-12V	10.4V	12.08V

BLANKING	SPEC	∞
Y/C	0-0.4V	0V
RGB	1-3V	4.9V

THIS AREA USES
M303-E/B/EN/EE/EV

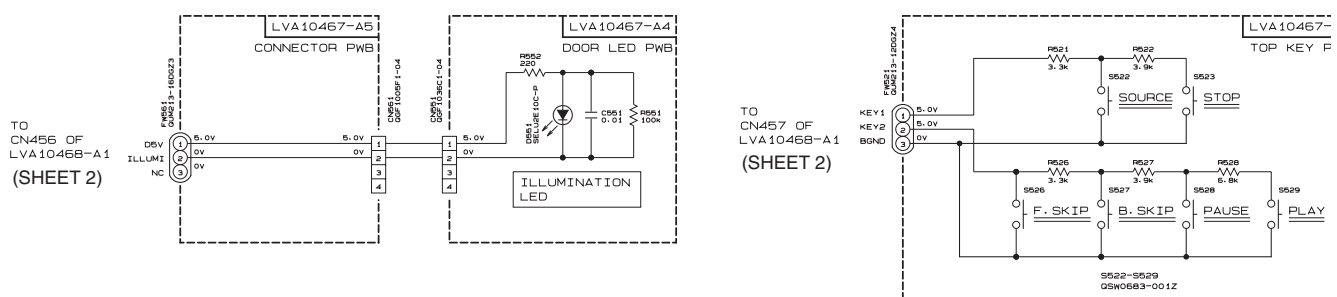
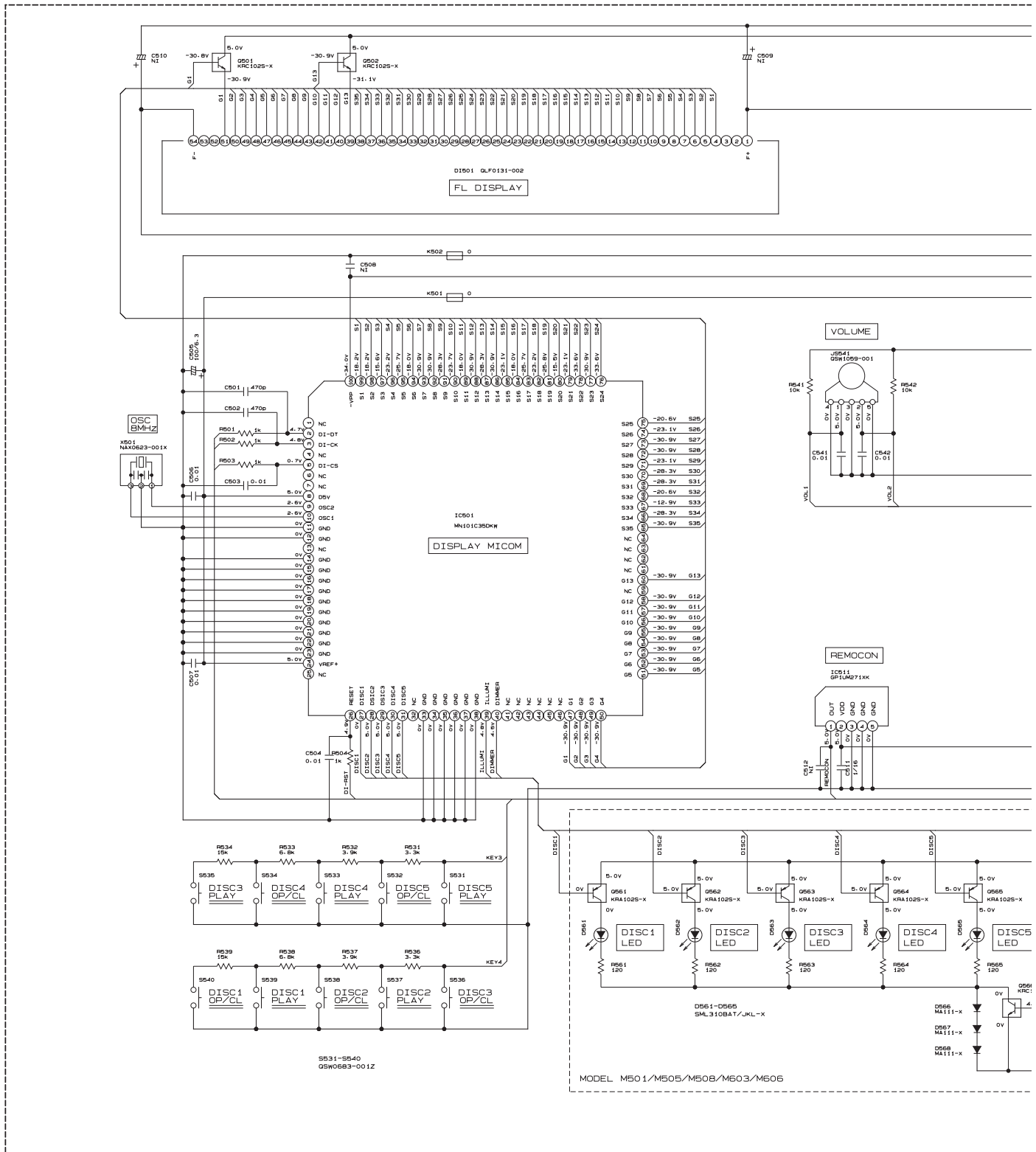
VIDEO OUT
(COMPONENT)

VIDEO OUT
(S-VIDEO/
COMPOSITE)

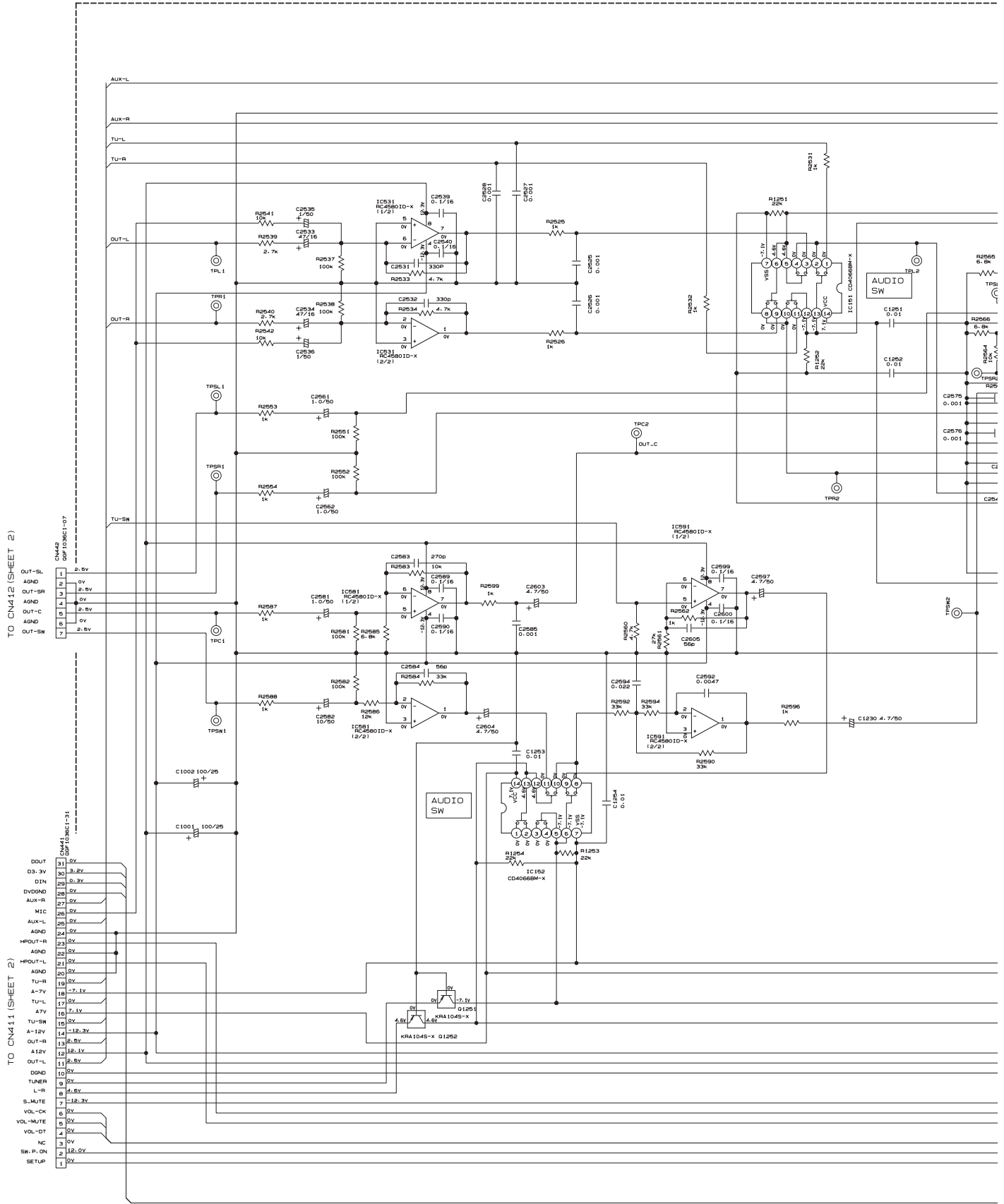
VCR IN
(S-VIDEO
COMPOSITE)

THIS AREA USES
M303/505-J/C/A/UW/UJ

FL display section



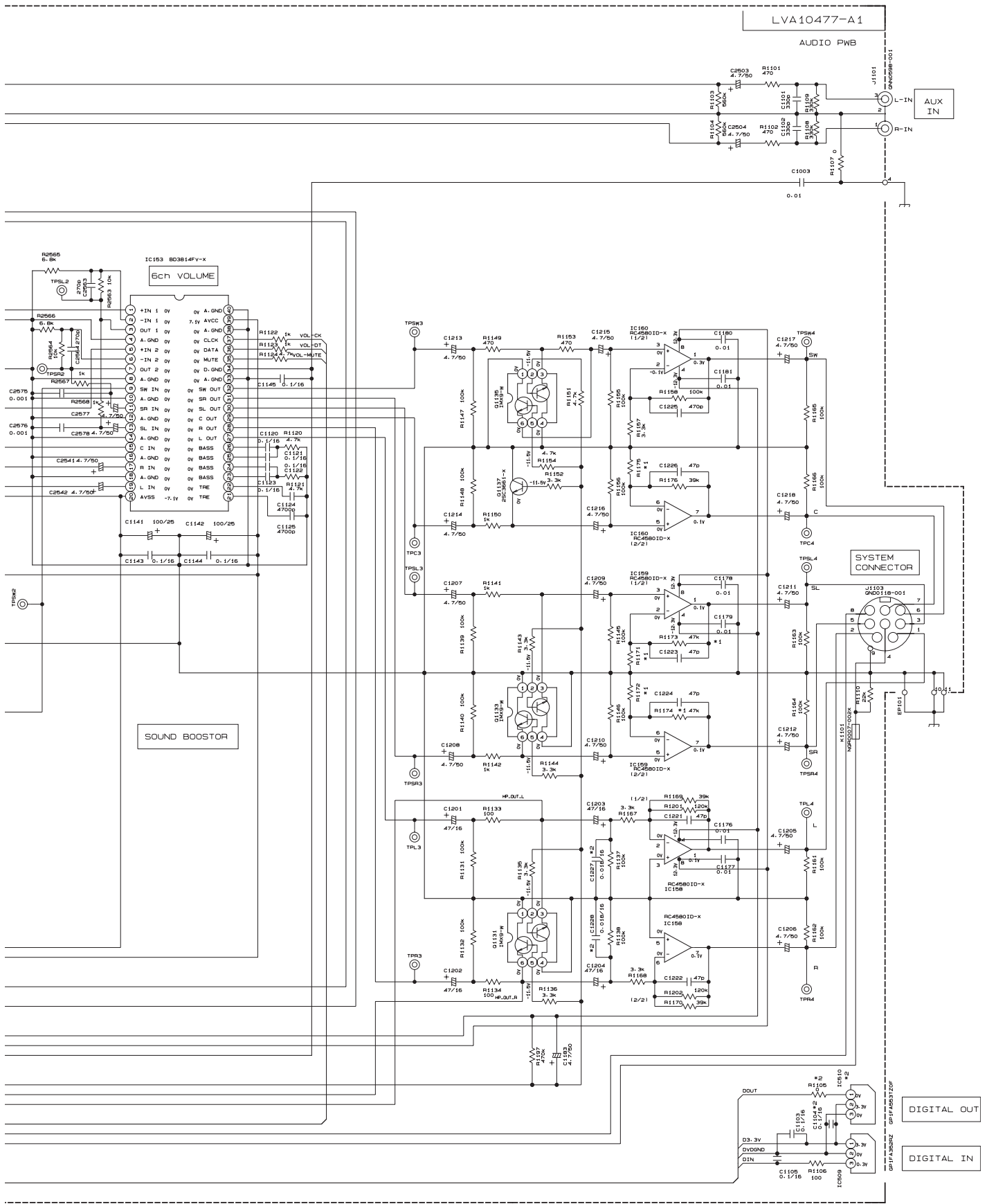
■ Audio input / output section



*1

XV-T

*2 USE

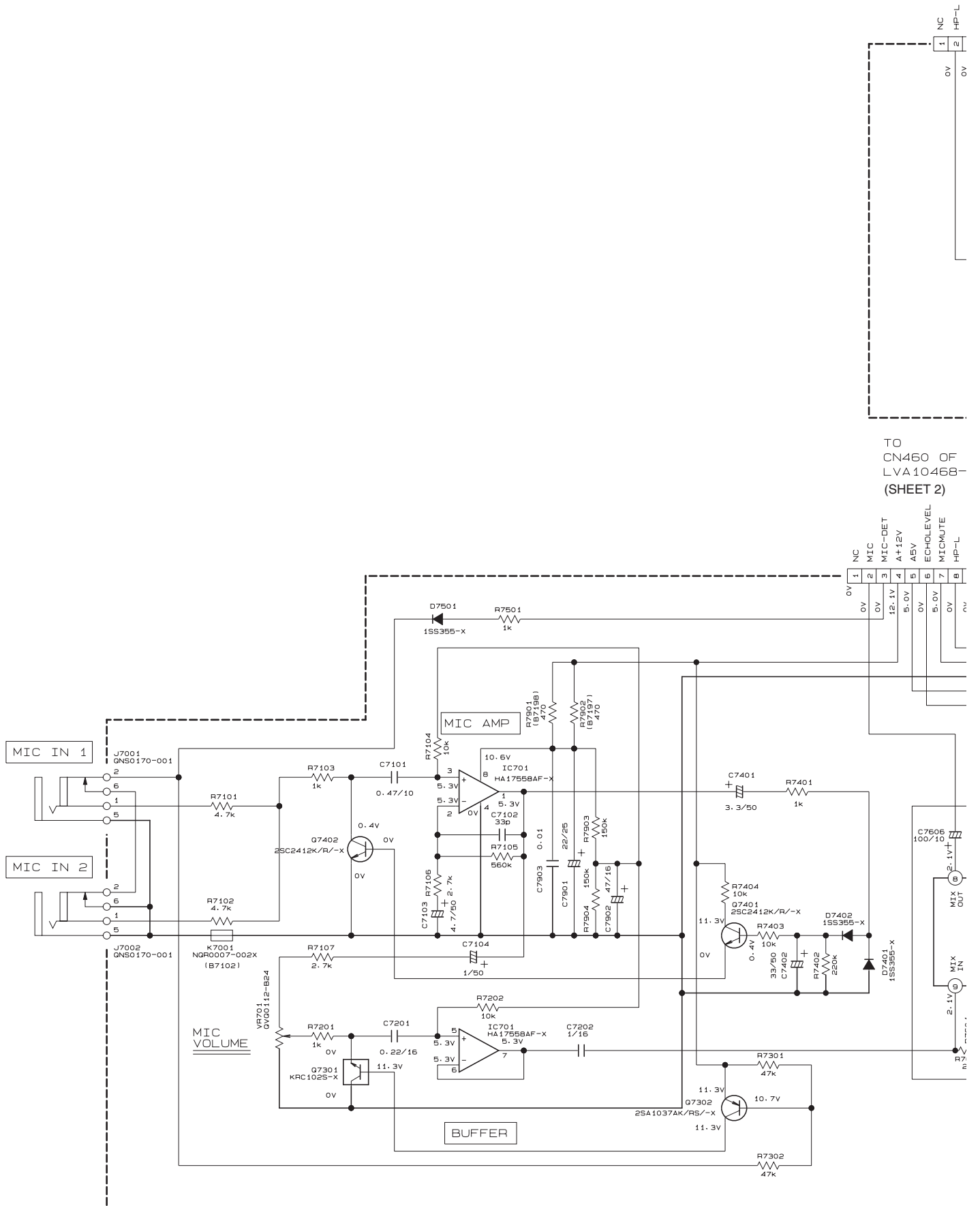


*1	R1175	R1173 R1174
XV-THM505/M501/M50B/M603/M606	4.3k	5.1k
XV-THM303/M301	4.3k	3.3k

*2 USE M50B

■ Jack section

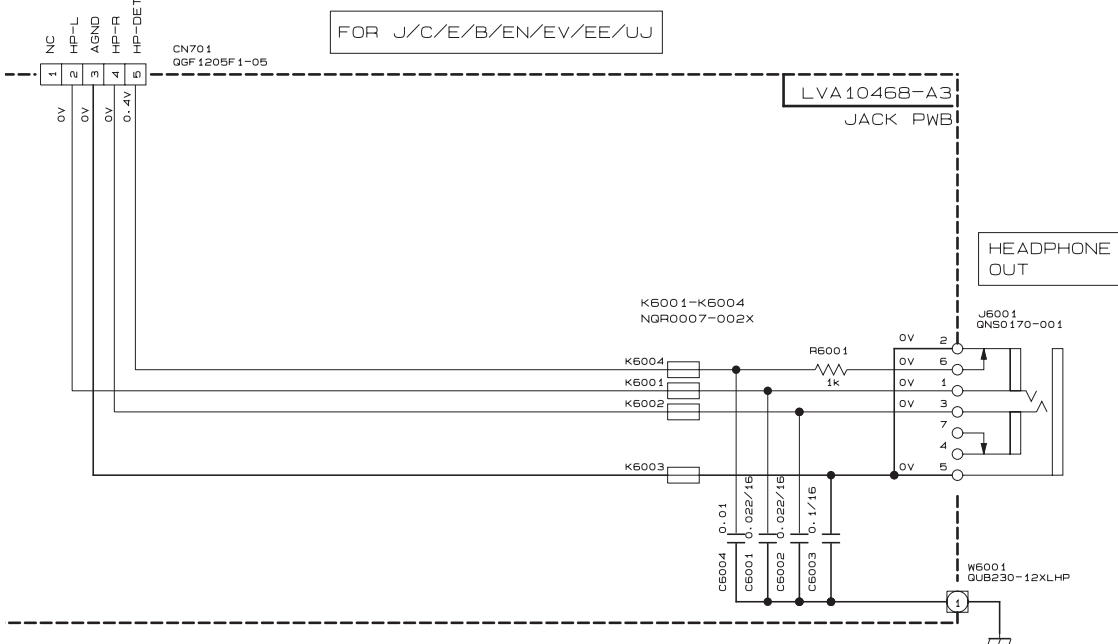
TO
CN460
LVA104
(SHEET



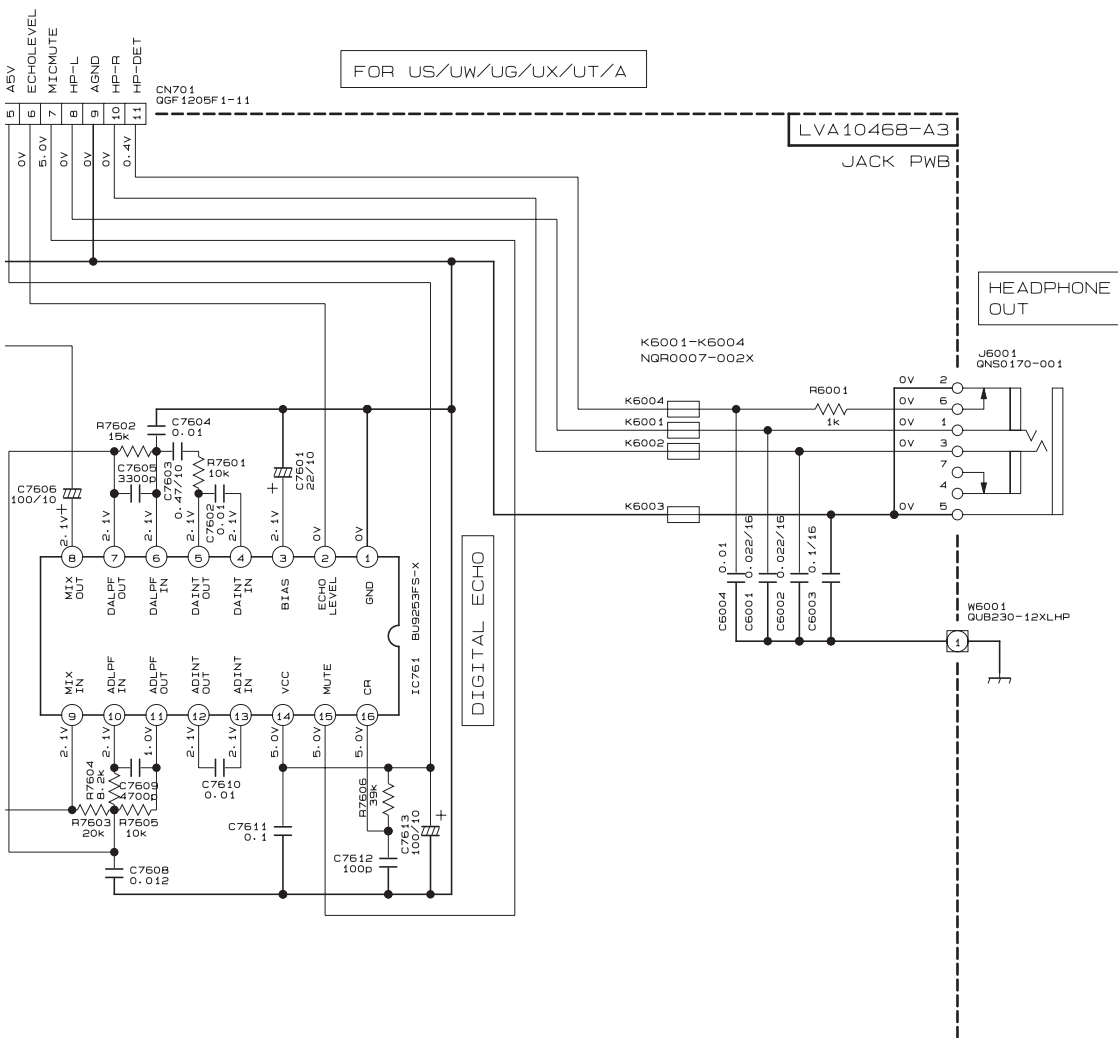
TO
CN460 OF
LVA1046B
(SHEET 2)



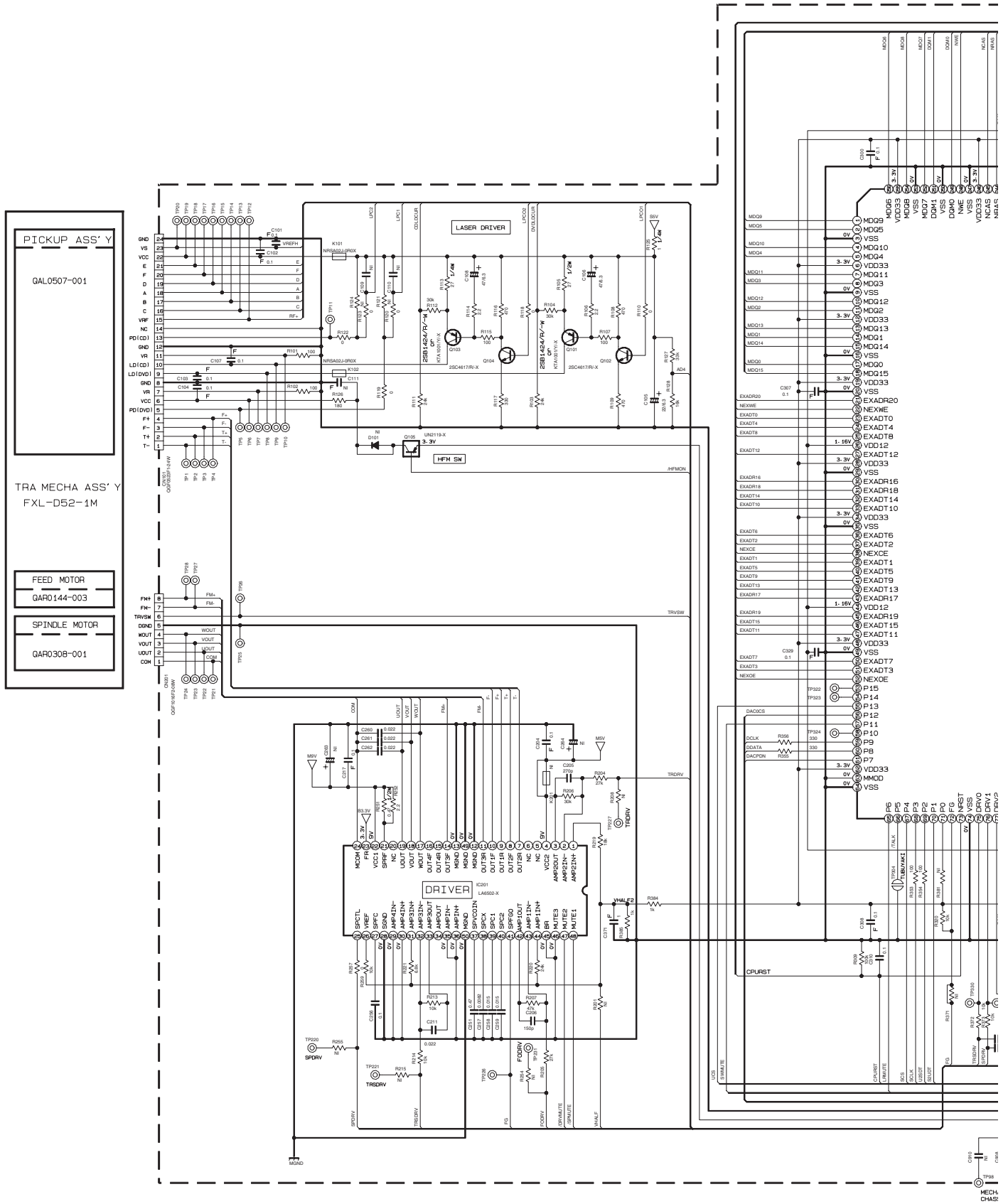
TO
CN460 OF
LVA10468-A1
(SHEET 2)

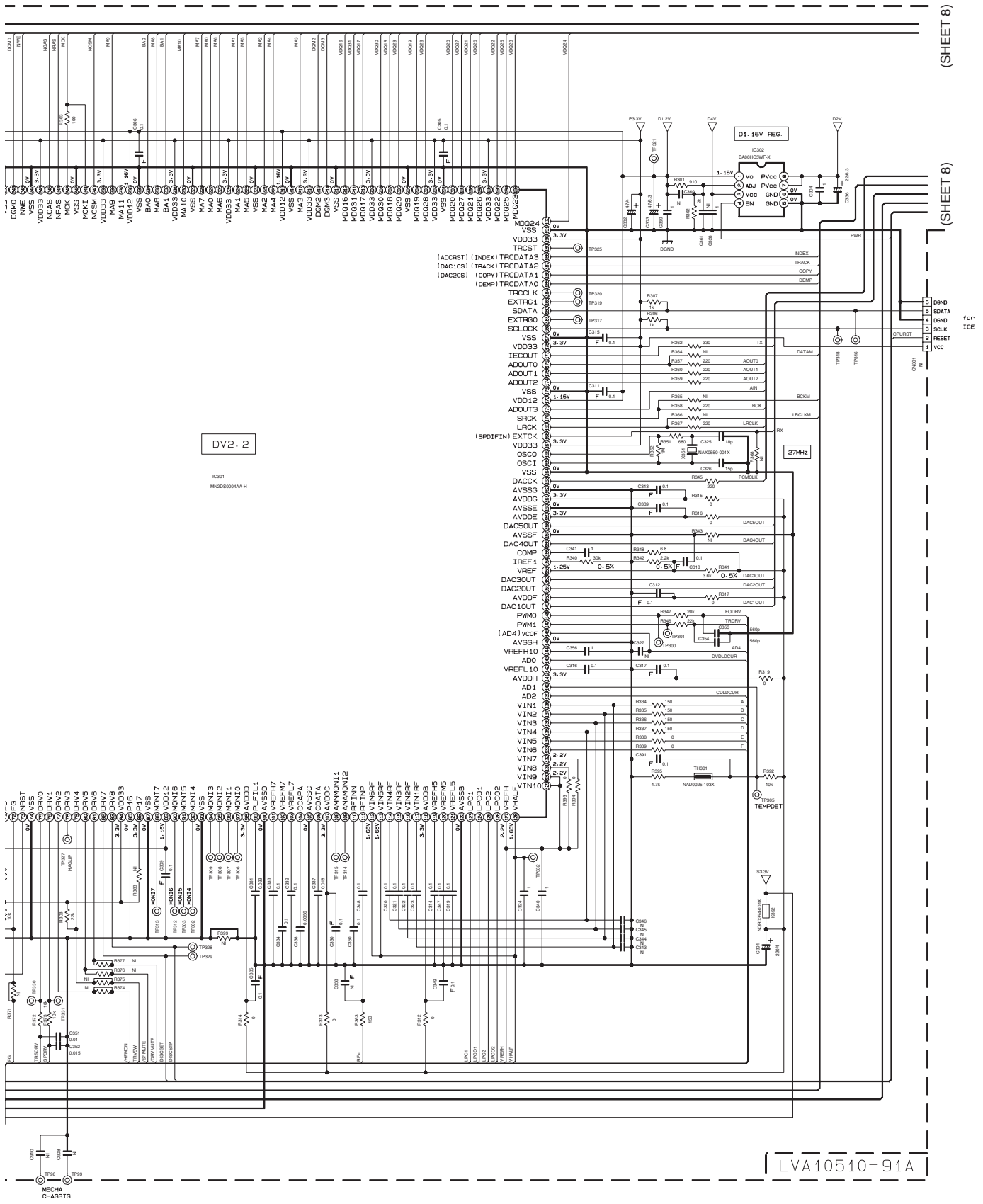


60 OF
.10468-A1
SHEET 2)



DVD servo section (1/2)



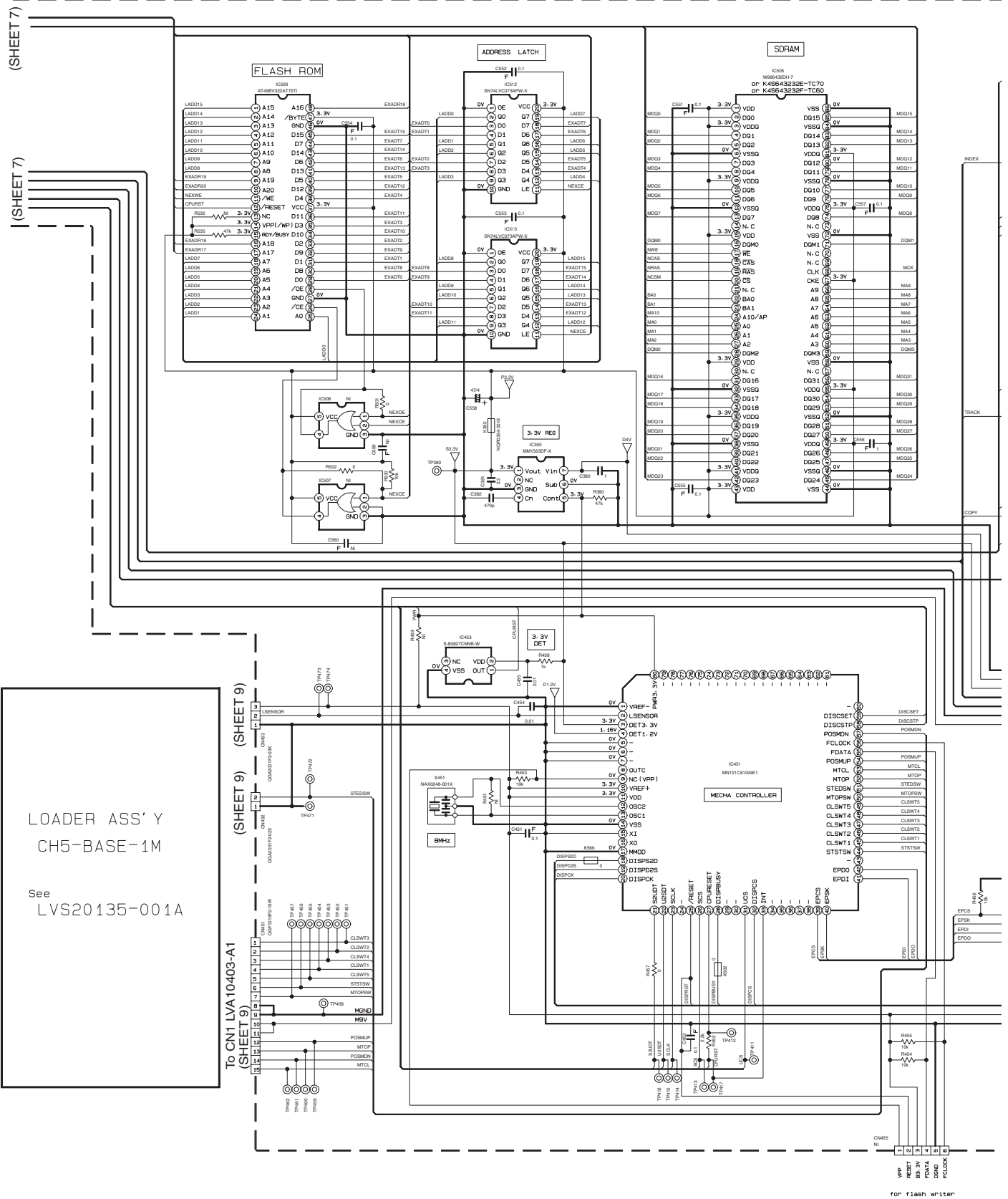


(SHEET 8)

(SHEET 8)

for ICE

DVD servo section (2/2)

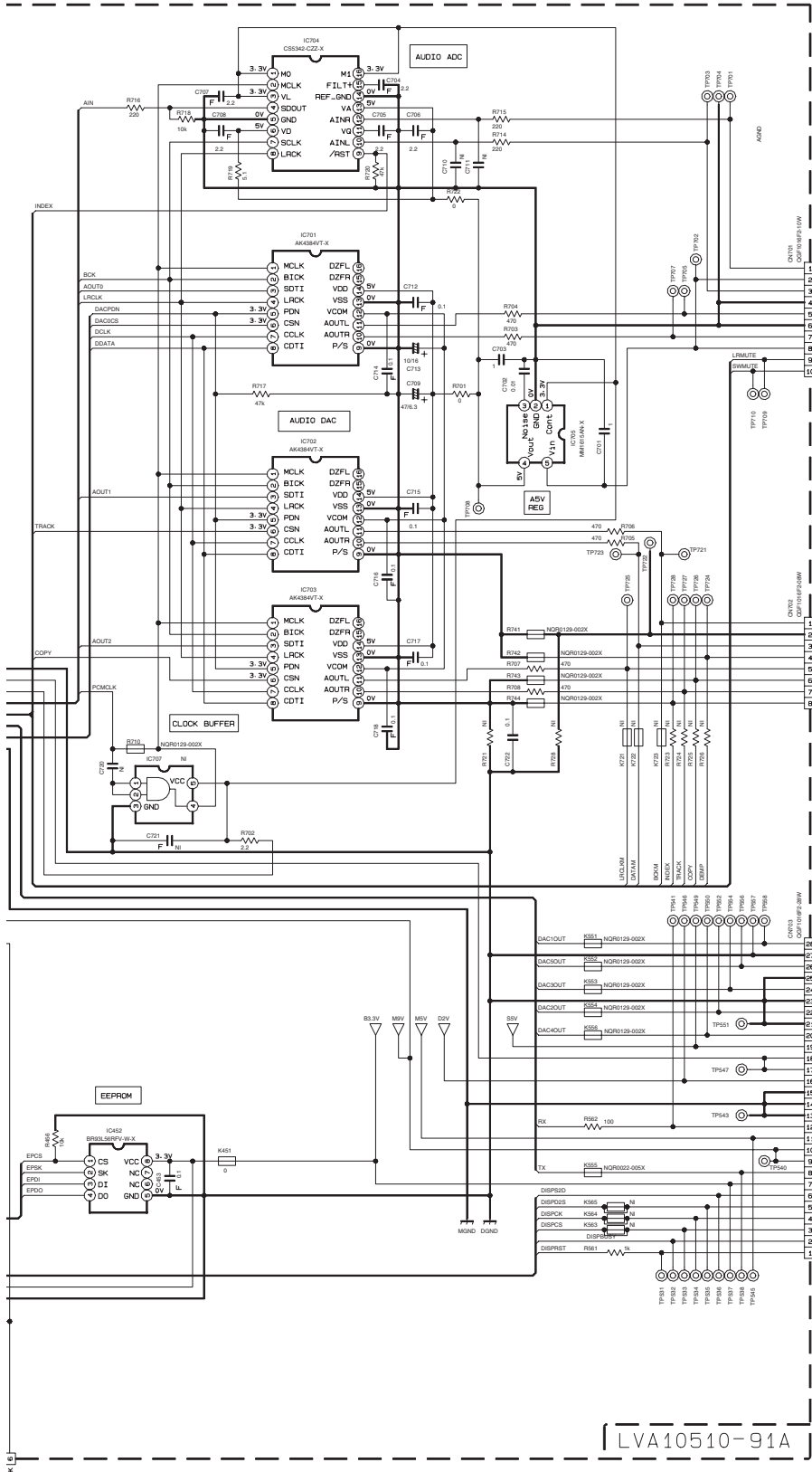


LOADER ASS'Y
CH5-BASE-1M

See
LVS20135-001A

To CN1 LVA10403-A1
(SHEET 9)

for flash writer



To CN401
OF LVA10468-A1
(SHEET 2)

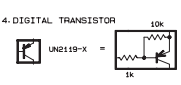
To CN402
OF LVA10468-A1
(SHEET 2)

To CN403
OF LVA10468-A1
(SHEET 2)

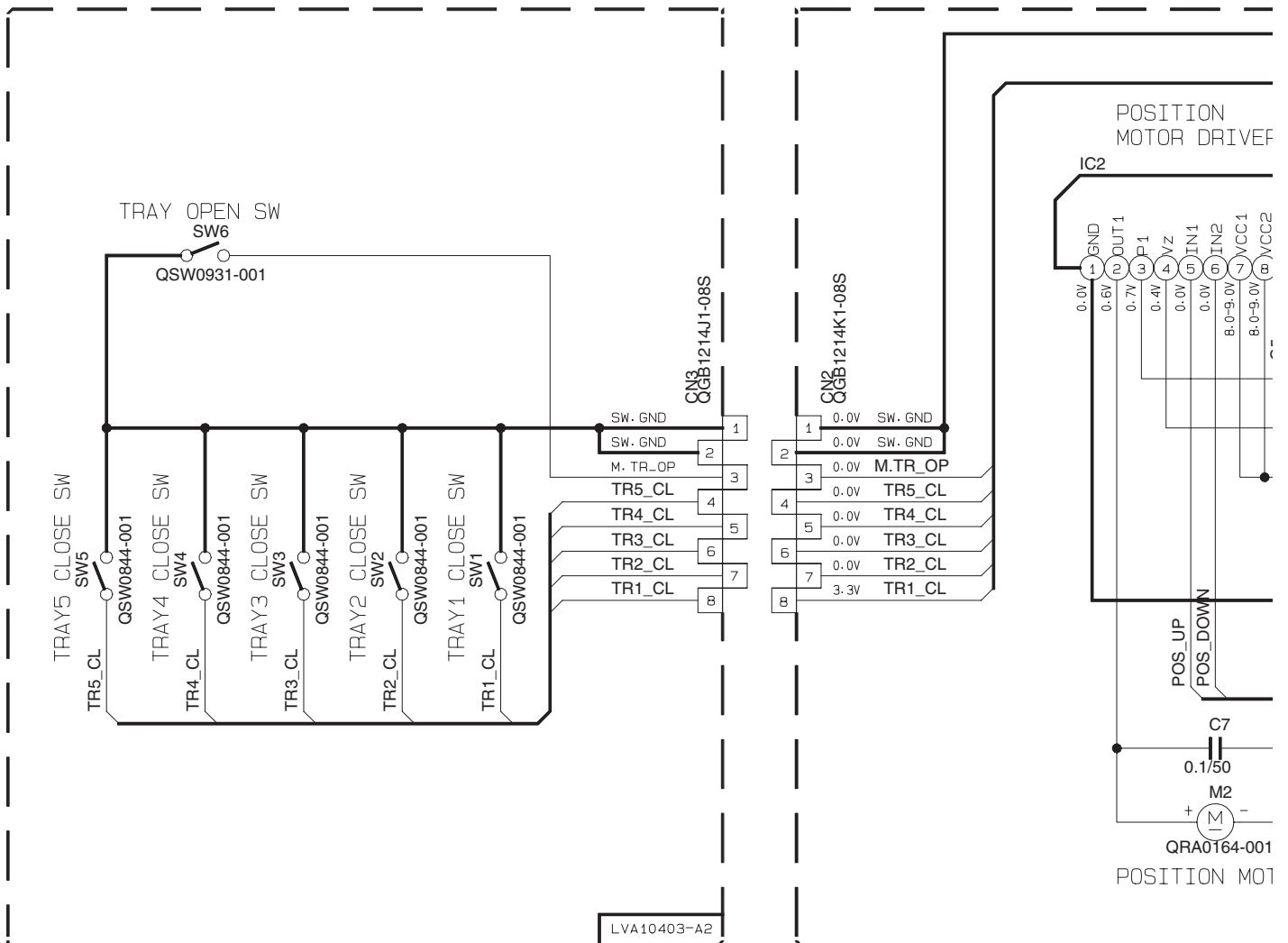
LVA10510-91A

NOTES

- VOLTAGES ARE DC-MEASURED WITH A DIGITAL VOLT METER WITHOUT INPUT SIGNAL. CONDITION --- A DVD disc in the Tray 1 and STOP mode.
- UNLESS OTHERWISE SPECIFIED:
ALL RESISTORS ARE 1/10W ±5% METAL GLAZE RESISTOR, OR 0.5% METAL GLAZE RESISTOR.
ALL CAPACITORS ARE 90V, 25V, 16V, 10V OR 6.3V CERAMIC CAPACITOR.
ALL RESISTANCE VALUES ARE IN OHM(Ω).
ALL CAPACITANCE VALUES ARE IN μF(μF).
ALL E-CAPACITORS ARE SHOWN IN THE FORM OF CAPACITANCE(μF) / RATED VOLTAGE (V).
ALL INDUCTANCE VALUES ARE IN μH(mH).
- NI STANDS FOR NOT INSERTED PARTS.



■ DVD changer mechanism section

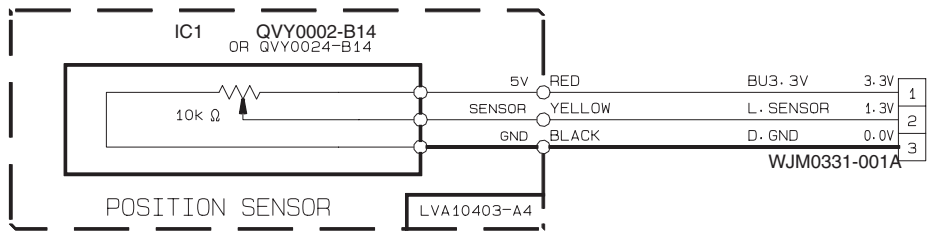


NOTES

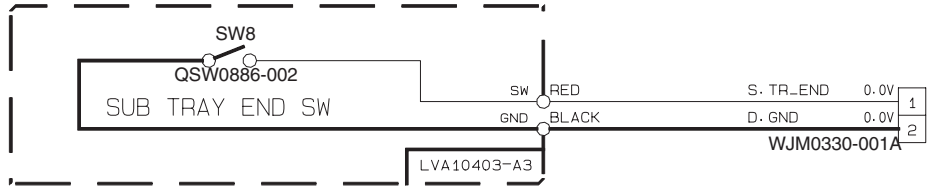
1. VOLTAGES ARE DC-MEASURED WITH A DIGITAL VOLT METER.
CONDITION: DISC1 STOP

2. UNLESS OTHERWISE SPECIFIED.

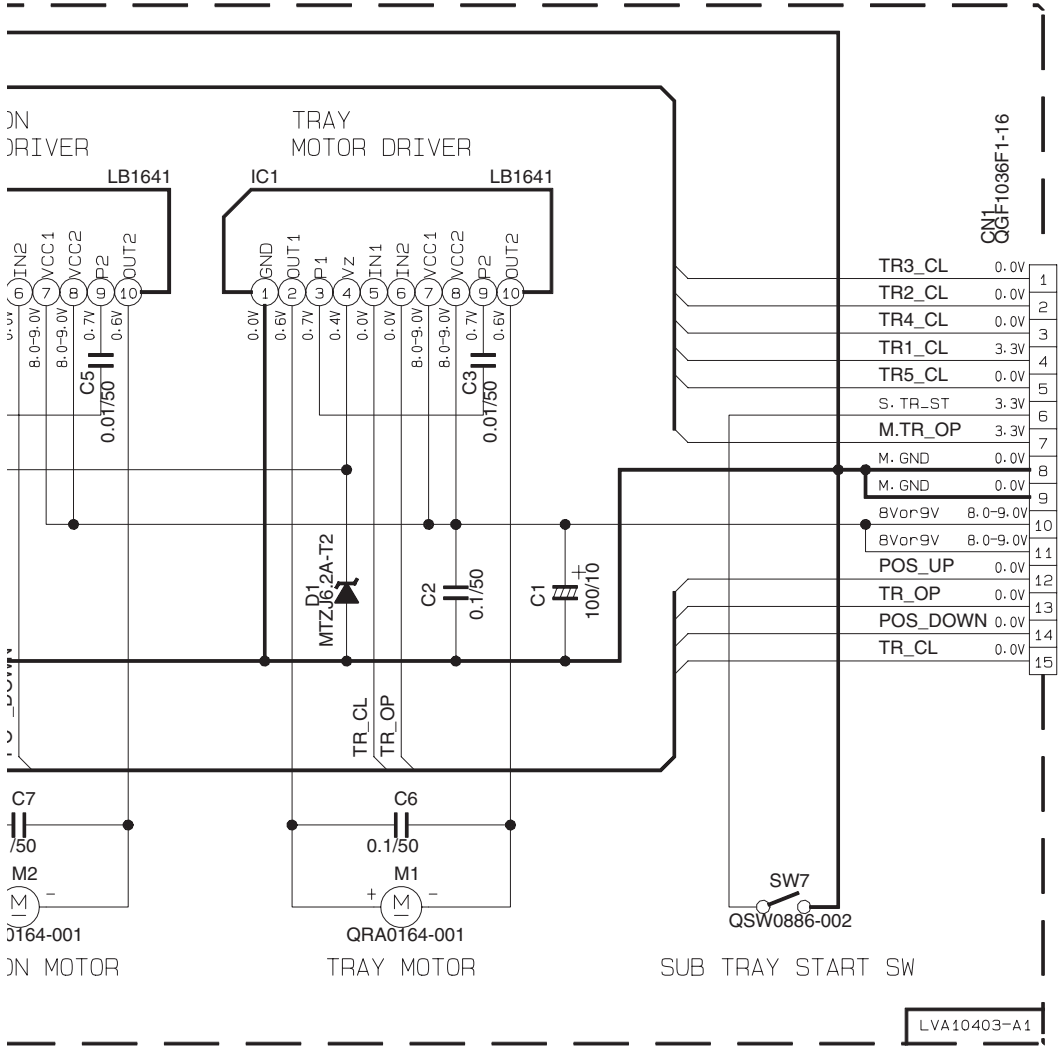
ALL CAPACITORS ARE SHOWN IN THE FORM OF CAPACITANCE (μ F)/RATED VOLTAGE (V).



(SHEET 8)

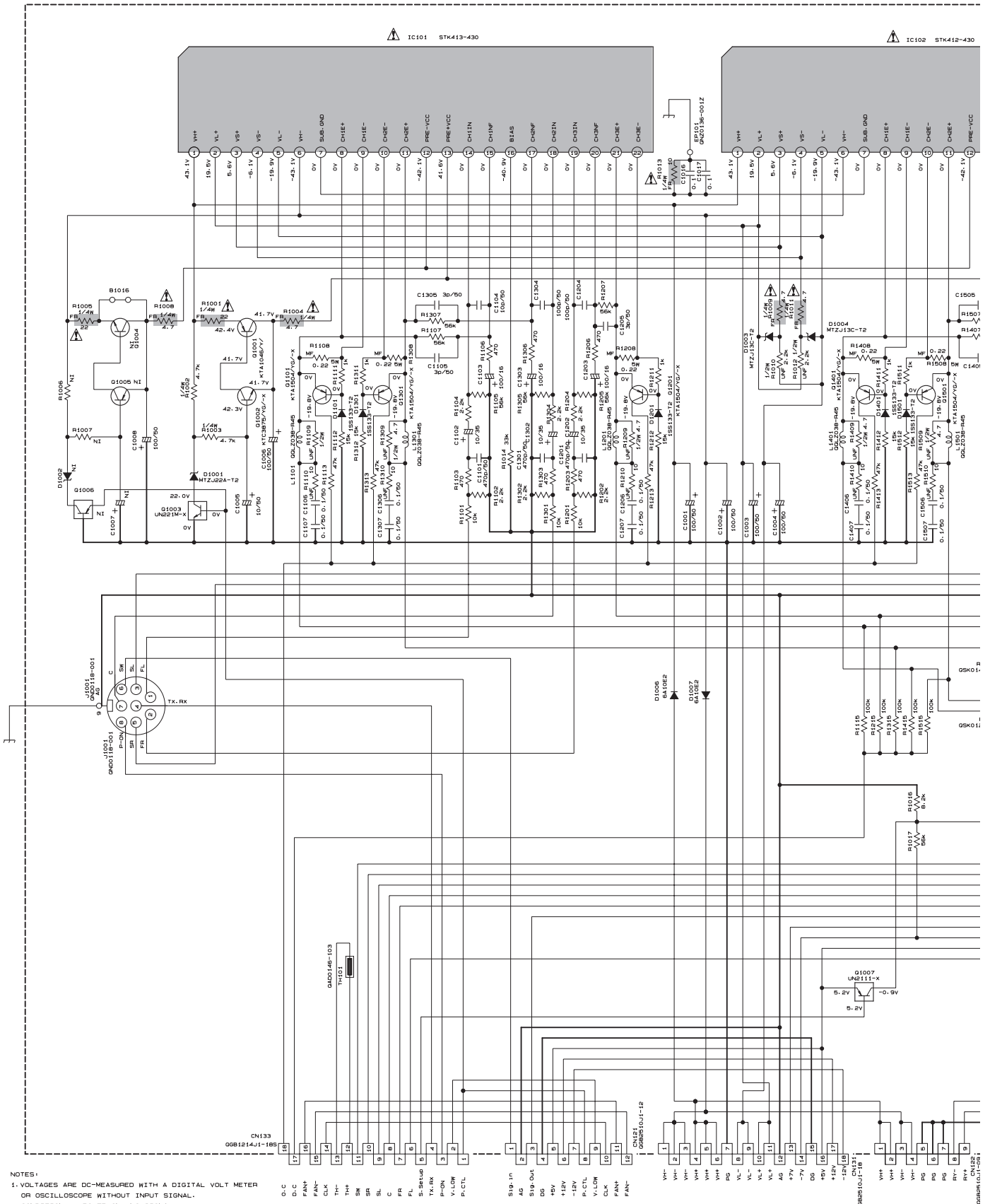


(SHEET 8)



<Subwoofer section>

■ Terminal section



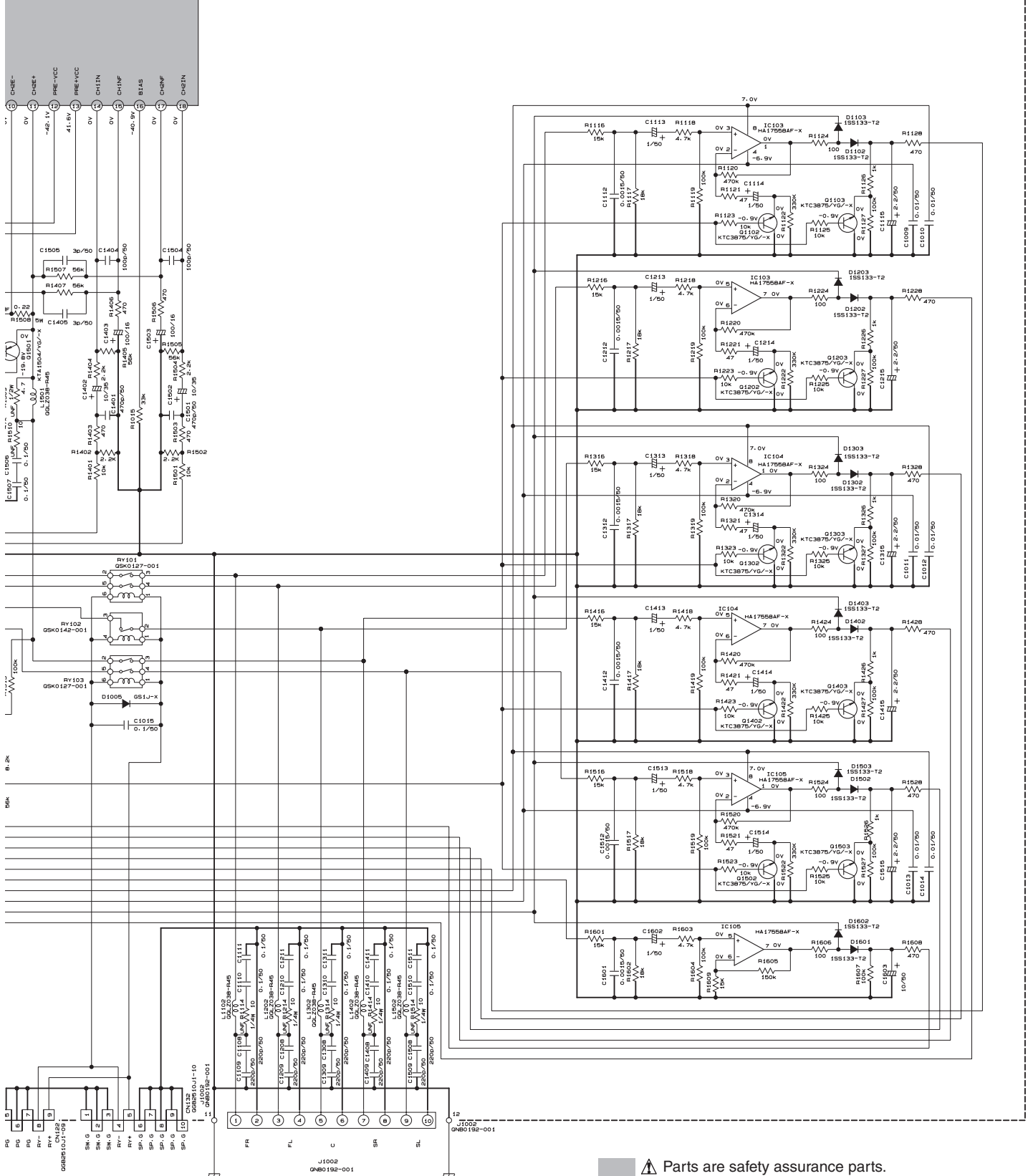
- NOTES:
1. VOLTAGES ARE DC-MEASURED WITH A DIGITAL VOLT METER OR OSCILLOSCOPE WITHOUT INPUT SIGNAL. CONDITION — POWER-ON, NO SIGNAL.
 2. UNLESS OTHERWISE SPECIFIED, ALL RESISTANCE VALUES ARE IN OHMS. ALL INDUCTANCE VALUES ARE IN H. ALL CAPACITANCE VALUES ARE IN μ F.

To CN303
(SHEET 11)

To CN201
(SHEET 12)

To CN301
(SHEET 11)

To CN203
(SHEET 12)



N203
:ET 12)

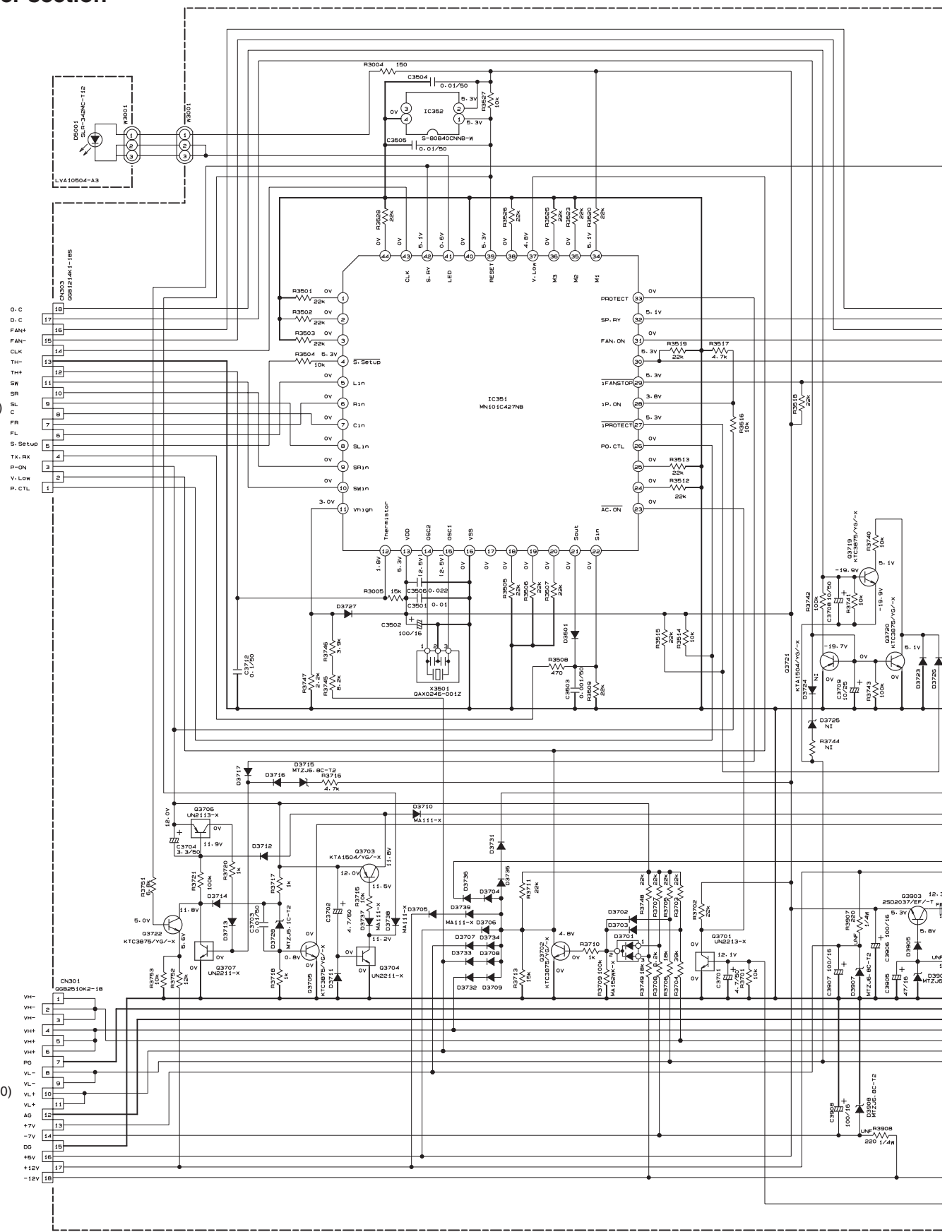
To CN302
(SHEET 11)

⚠ Parts are safety assurance parts.
When replacing those parts make
sure to use the specified one.

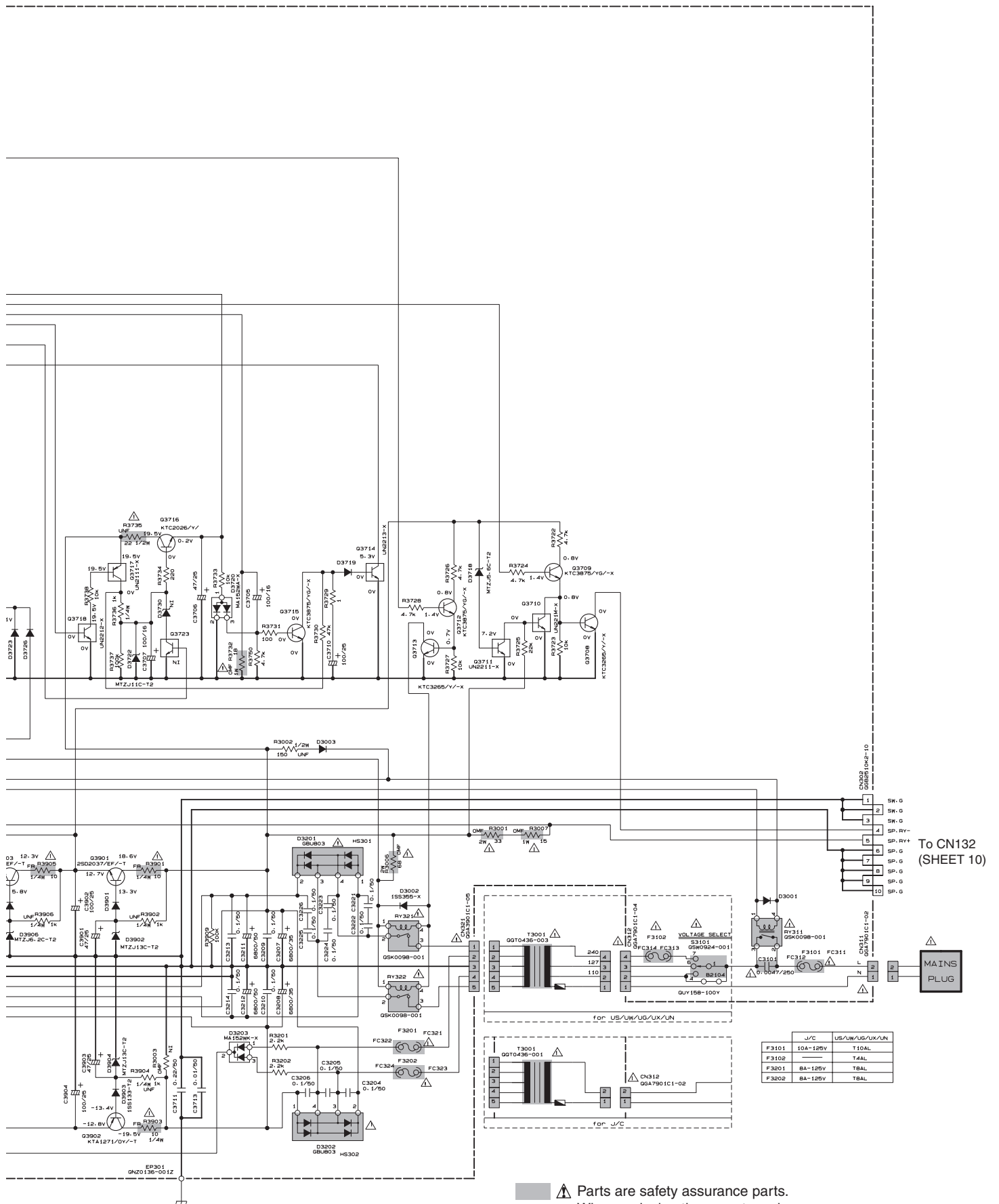
Mother section

To CN133
(SHEET 10)

To CN131
(SHEET 10)



NOTES:
 1. VOLTAGES ARE DC-MEASURED WITH A DIGITAL VOLT METER OR OSCILLOSCOPE WITHOUT INPUT SIGNAL.
 CONDITION — POWER-ON, NO SIGNAL.
 2. UNLESS OTHERWISE SPECIFIED,
 ALL RESISTANCE VALUES ARE IN OHMS.
 ALL INDUCTANCE VALUES ARE IN H.
 ALL CAPACITANCE VALUES ARE IN μ F. P IS PF.
 ALL DIODES ARE 1SS133-T2.

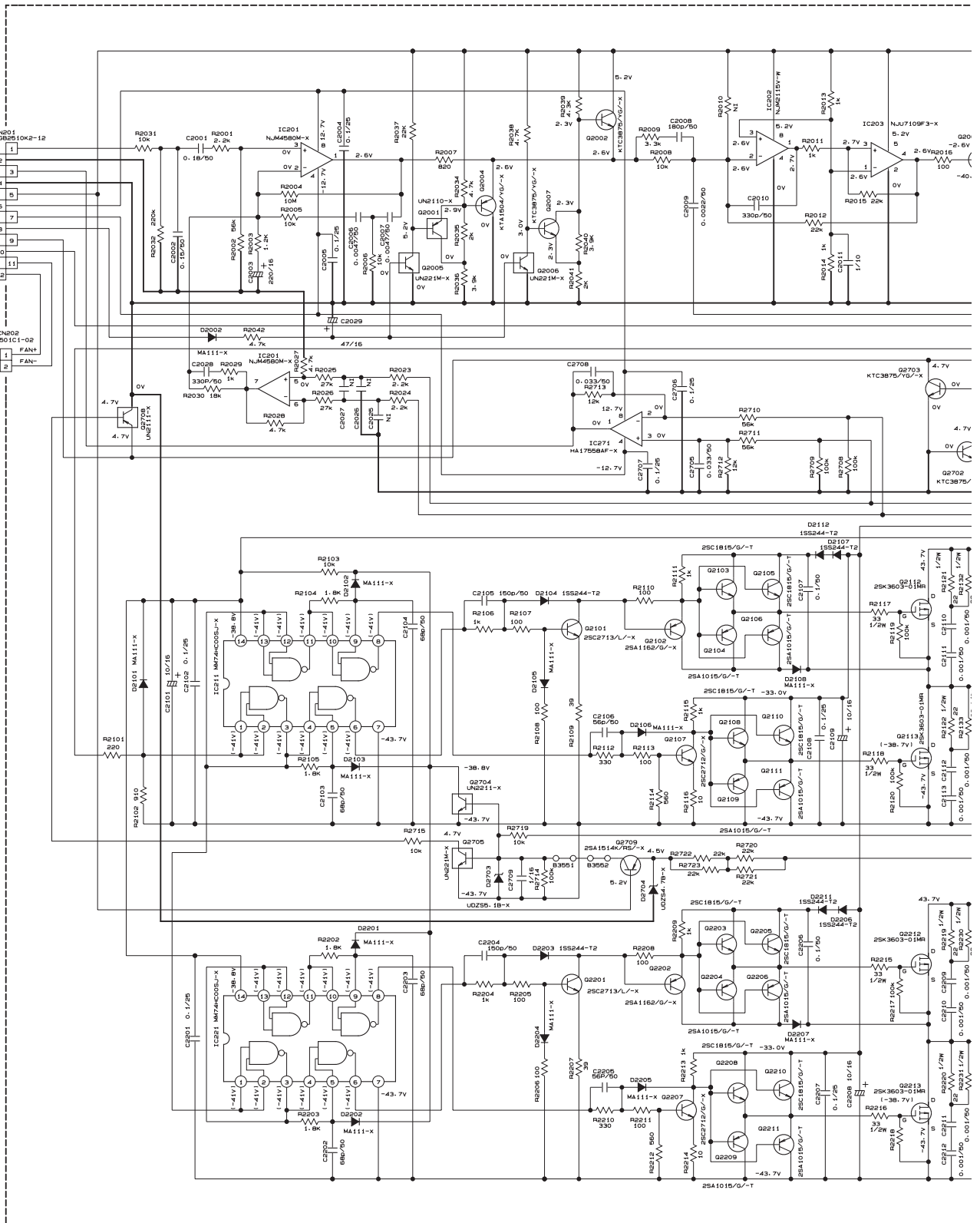


▲ Parts are safety assurance parts.
 When replacing those parts make
 sure to use the specified one.

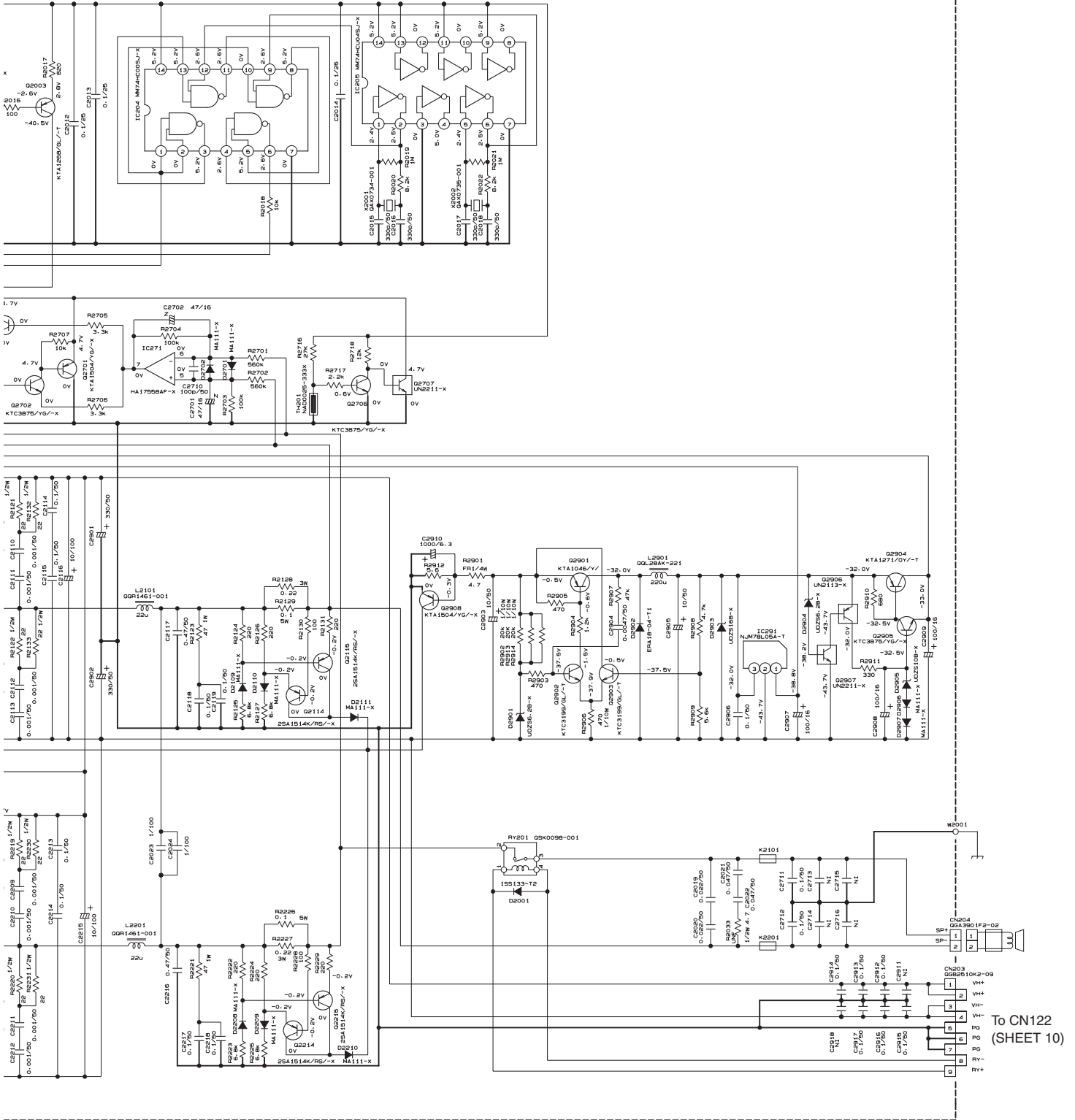
	J/C	US/UN/UG/UX/UN
F3101	10A-125V	T10AL
F3102	—	T4AL
F3201	8A-125V	T8AL
F3202	8A-125V	T8AL

Amplifier section

To CN121
(SHEET 10)



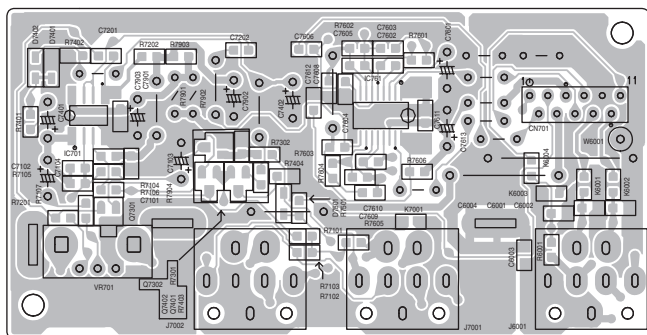
- NOTES:
1. VOLTAGES ARE DC-MEASURED WITH A DIGITAL VOLT METER OR OSCILLOSCOPE WITHOUT INPUT SIGNAL. CONDITION — POWER-ON, NO SIGNAL.
 2. UNLESS OTHERWISE SPECIFIED. ALL RESISTANCE VALUES ARE IN OHMS. ALL INDUCTANCE VALUES ARE IN H. ALL CAPACITANCE VALUES ARE IN μ F. P IS μ F.




Printed circuit boards

<Main body section>

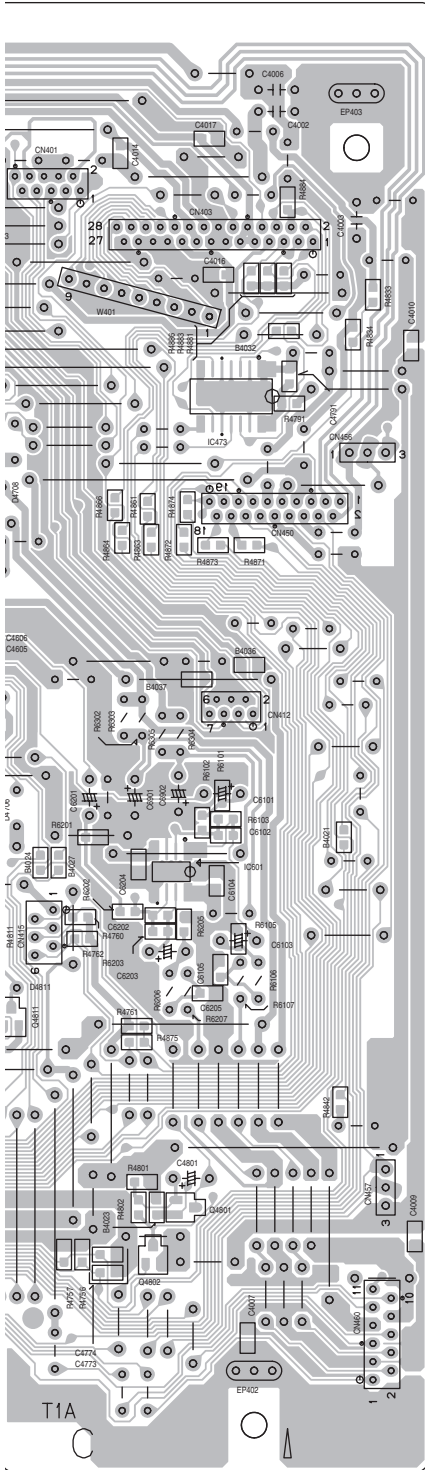
■ Main board



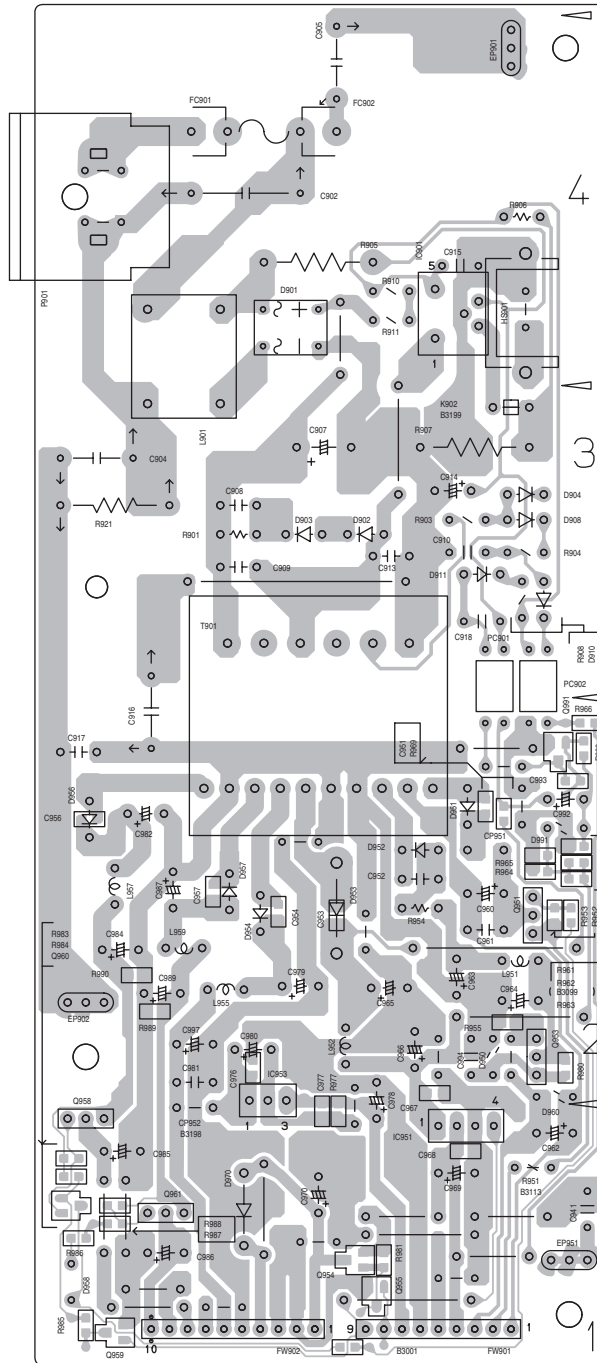
(Phone jack board)



(Main board)

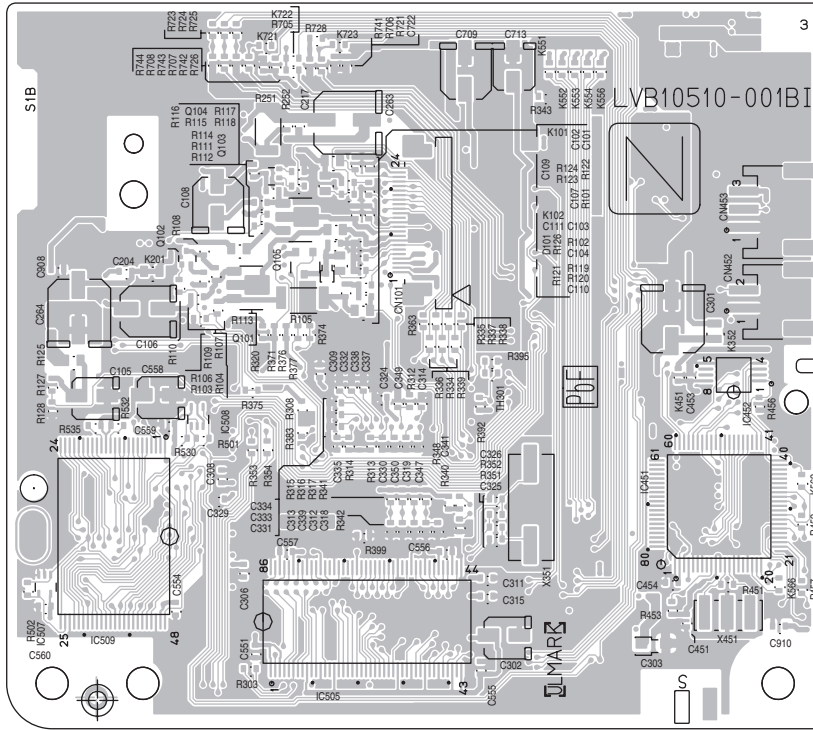


(Power supply board)

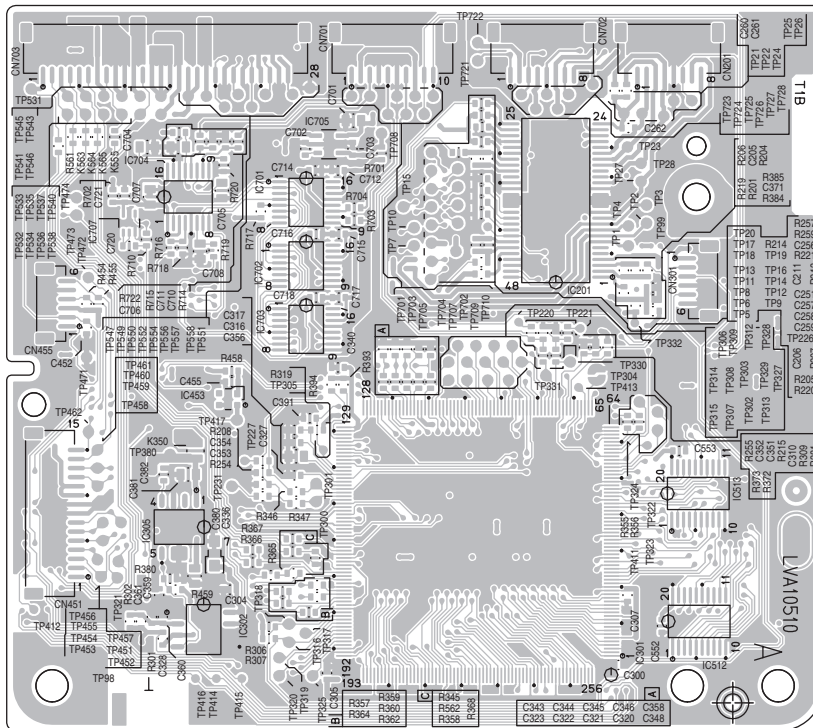


■ DVD servo board

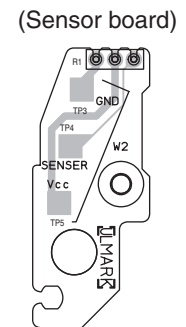
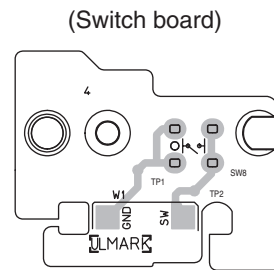
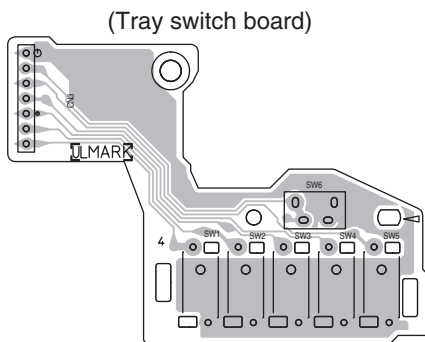
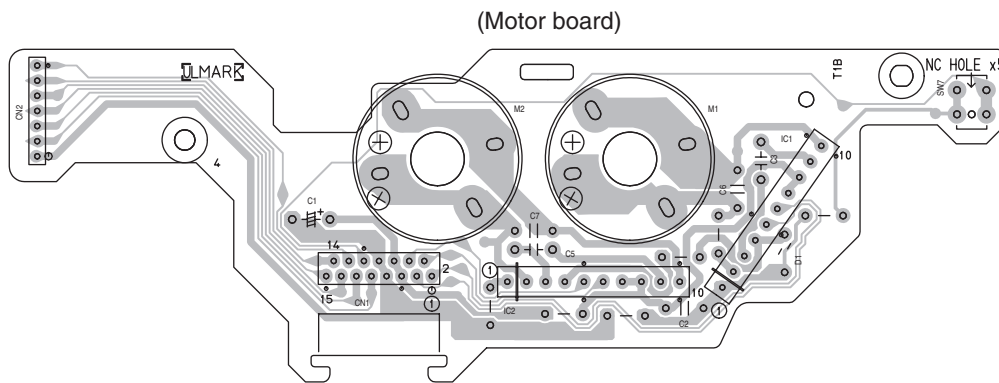
Forward side



Reverse side

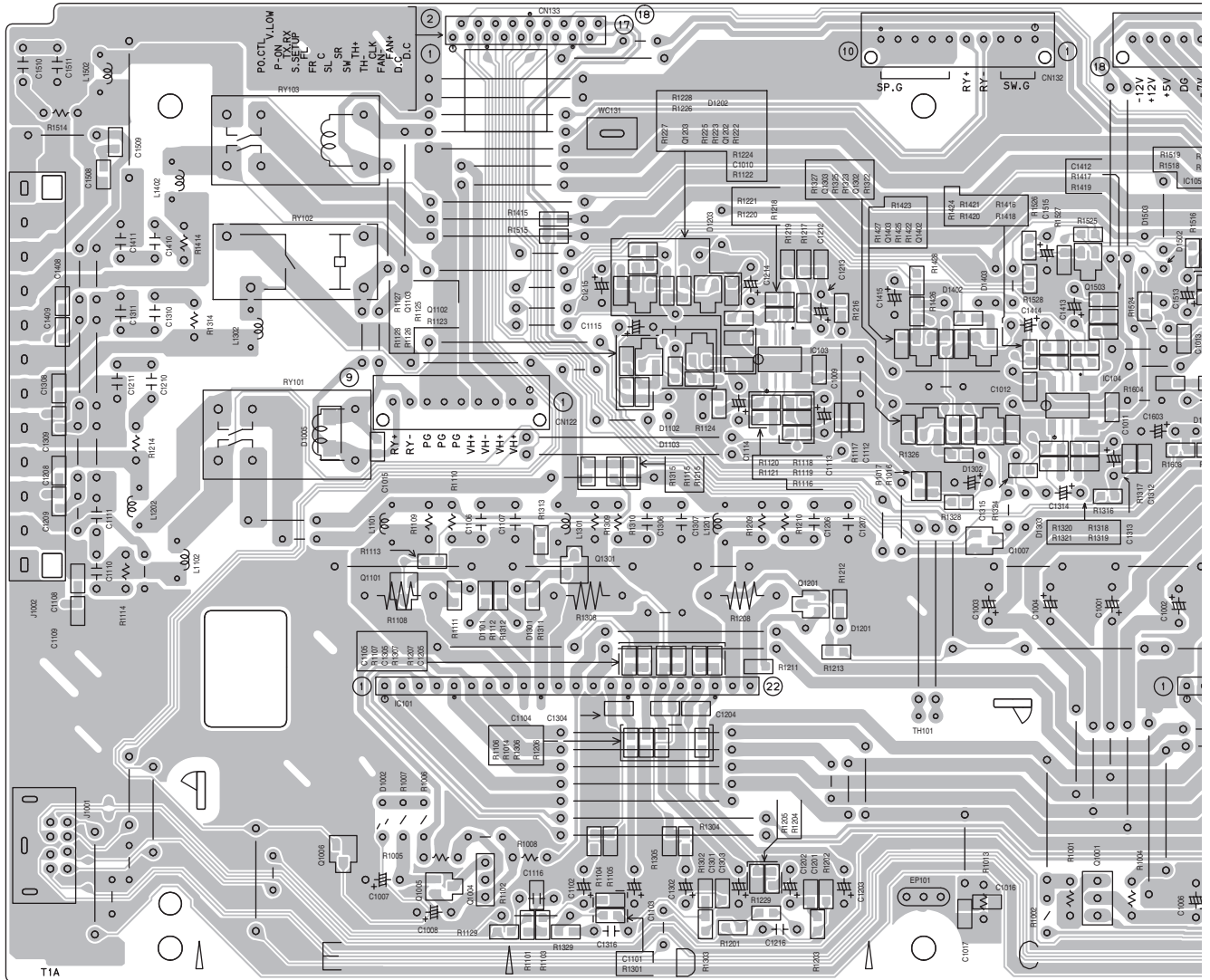
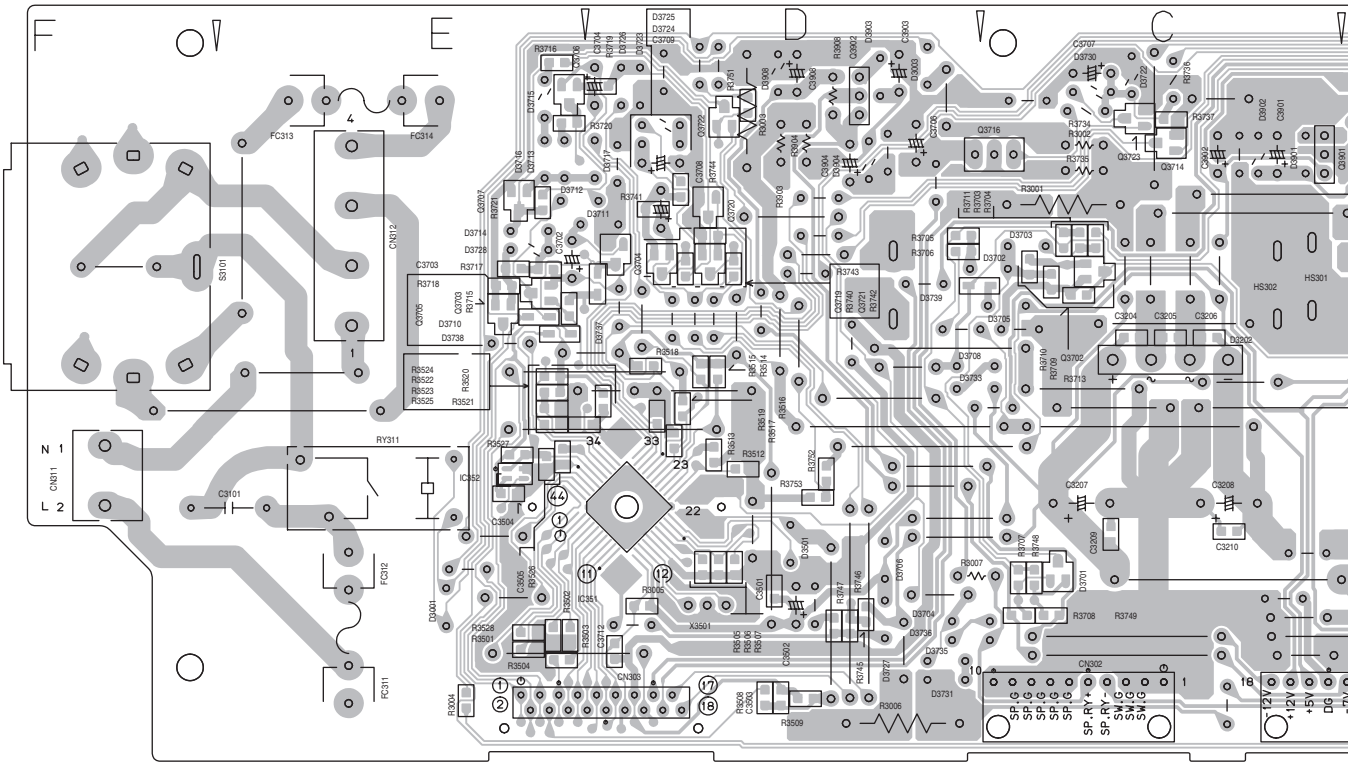


■ Loading board



Subwoofer main board

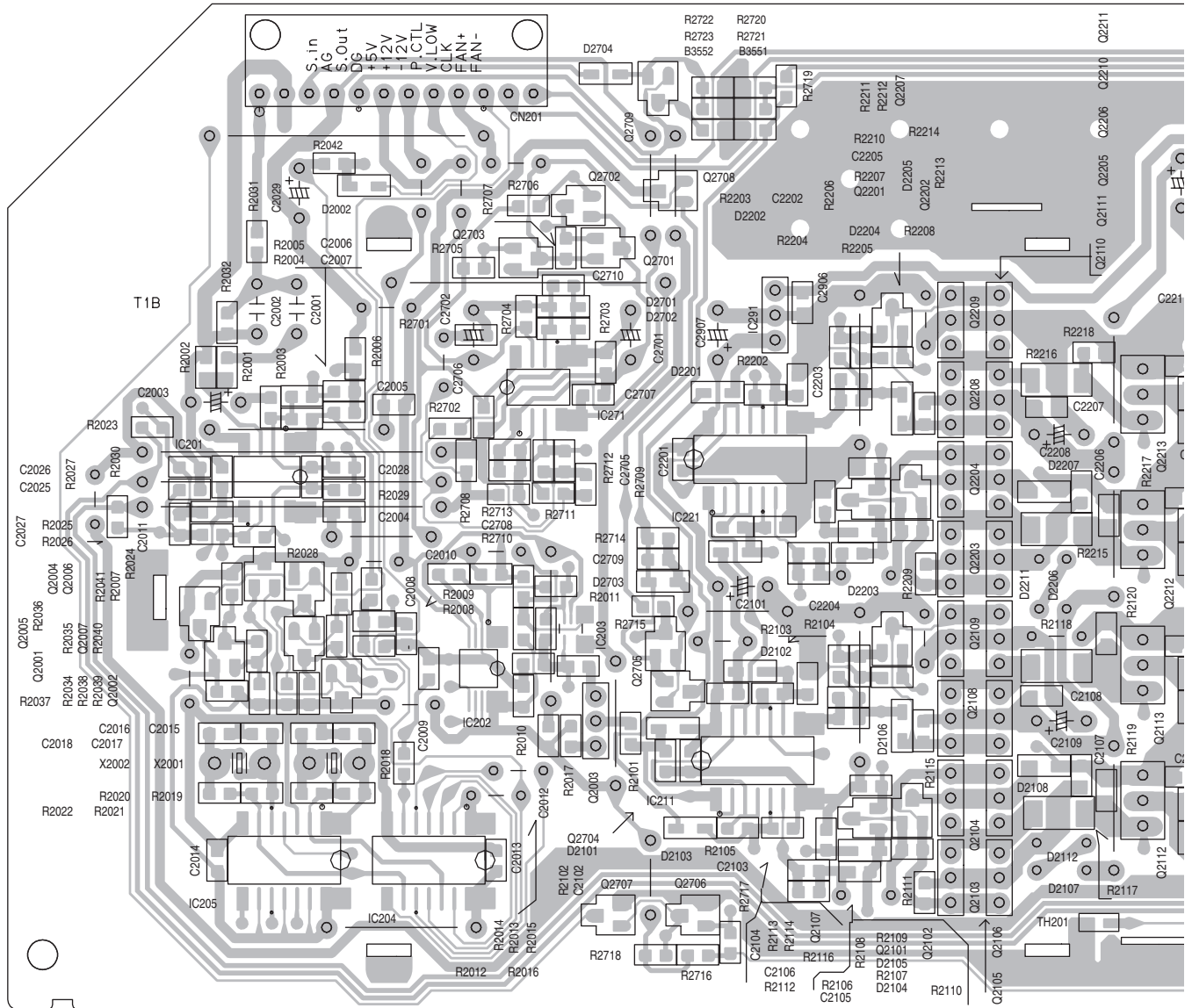
(Power board)



(Main board)

Subwoofer amp. board

(Amp. board)



JVC

VICTOR COMPANY OF JAPAN, LIMITED

AV & MULTIMEDIA COMPANY AUDIO/VIDEO SYSTEMS CATEGORY 10-1, 1chome, Ohwatari-machi, Maebashi-city, 371-8543, Japan

(No.MB192SCH)



Printed in Japan
WPC

PARTS LIST

[TH-M505]
[TH-M501]

* All printed circuit boards and its assemblies are not available as service parts.

TH-M505

Area suffix

J ----- U.S.A.

C ----- Canada

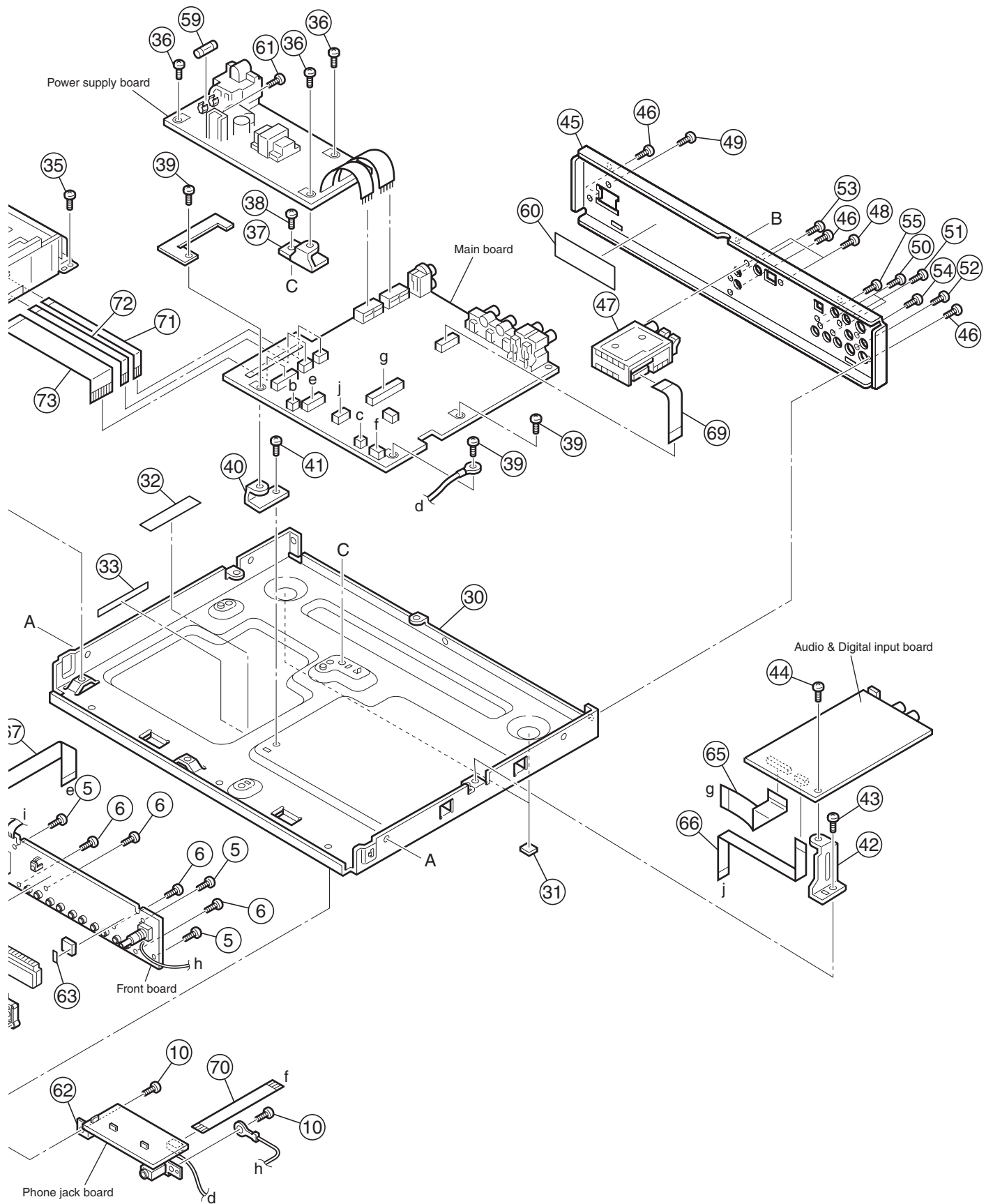
TH-M501

Area suffix

J ----- U.S.A.

- Contents -

Exploded view of general assembly and parts list (Block No.M1)	3- 2
Speaker assembly and parts list (Subwoofer) (Block No.M2)	3- 6
DVD mechanism assembly and parts list (Block No.MJ)	3- 8
DVD changer mechanism assembly and parts list (FMU-SD9-1M)(Block No.MK)	3-10
DVD changer mechanism assembly and parts list (FMU-SD9-5M)(Block No.MT)	3-12
Electrical parts list (Block No.01~09)	3-14
Packing materials and accessories parts list (Block No.M3)	3-30



General assembly

Block No. [M][1][M][M]

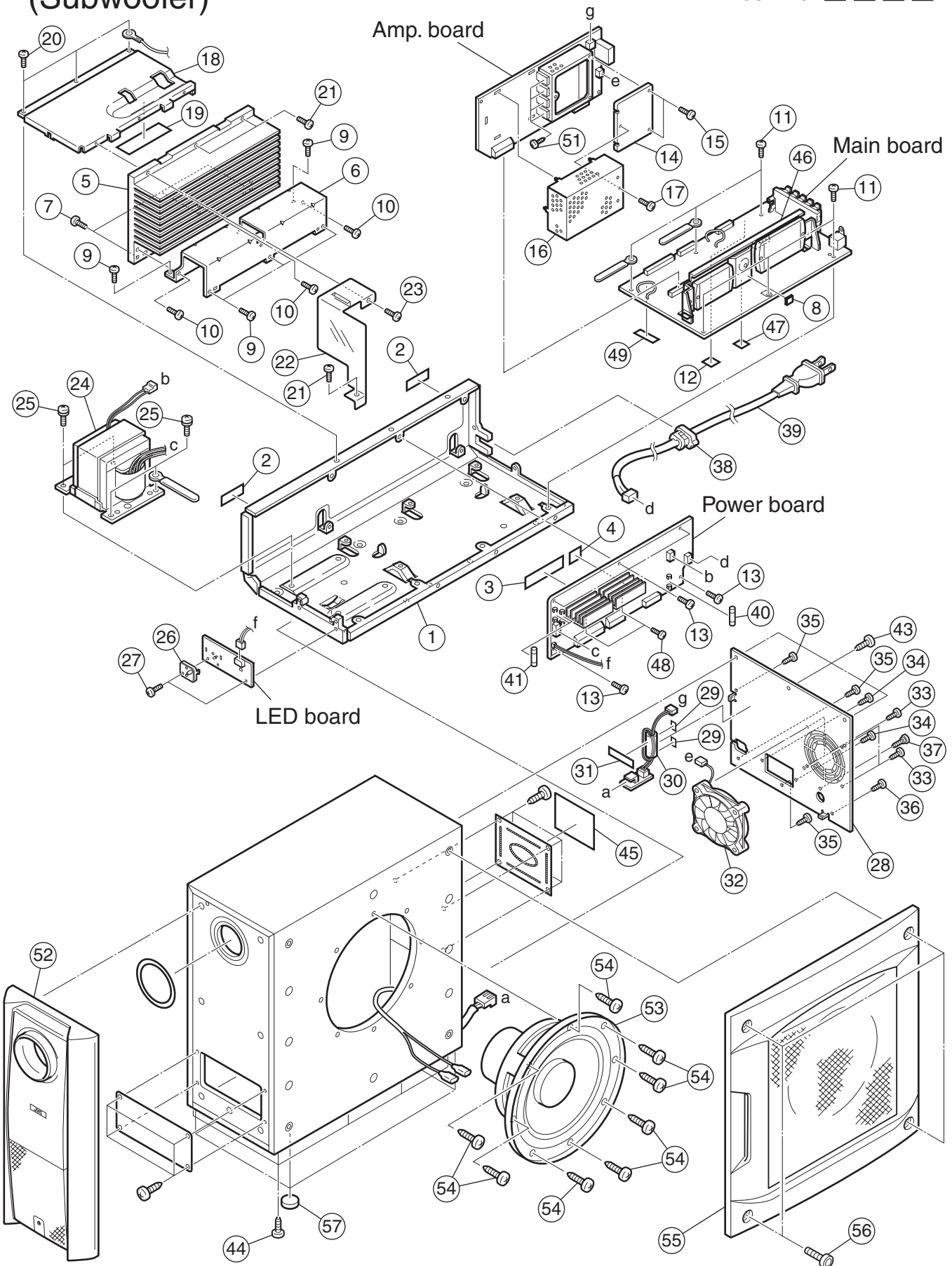
△	Symbol No.	Part No.	Part Name	Description	Local
	1	LV10858-004A	FRONT PANEL	LV10965-004A (FRONT+DISC BUTTON+INDICATOR)	
	2	LV21605-001A	FL LENS		
	3	LV34588-002A	VOL RING		
	4	QYSDSF2608Z	SCREW	2.6mm x 8mm	
	5	QYSDSF2608Z	SCREW	2.6mm x 8mm(x3)	
	6	QYSDSF2608Z	SCREW	2.6mm x 8mm(x4)	
	7	LV42851-006A	FL SCREEN		
	8	LV21607-001A	BUTTON(TOP)		
	9	QYSDSF2612Z	TAP SCREW	M2.6 x 12mm(x3)	
	10	QYSDSF2608Z	SCREW	2.6mm x 8mm(x2)	
	11	LV34590-002A	BTN(POWER) ASSY		
	12	QYSDSF2608Z	SCREW	2.6mm x 8mm(x2)	
	13	LV43663-002A	ORNAMENT(POWER)		
	14	LV21608-008A	DVD DOOR		THM501J
	14	LV21608-003A	DVD DOOR		THM505C,THM505J
	15	LV34592-002A	DOOR LENS		
	16	LV34593-002A	ORNAMENT(DOOR)		
	17	QYSDSF2608Z	SCREW	2.6mm x 8mm	
	18	LV21609-002A	DOOR HOLDER		
	19	QYSDSF2608Z	SCREW	2.6mm x 8mm(x3)	
	20	LV41694-001A	DOOR BKT(L)		
	21	LV41695-001A	DOOR BKT(R)		
	22	QYSDSF2608Z	SCREW	2.6mm x 8mm	
	23	QYSDSF2608Z	SCREW	2.6mm x 8mm	
	24	LV43806-001A	DOOR SPRING(L)		
	25	LV43665-001A	DOOR SPRING		
	26	QYSDSF2608Z	SCREW	2.6mm x 8mm(x2)	
	27	E69897-002	CUSHION	(x2)	
	28	LV40301-001A	FELT SPACER	(x2)	
	29	LV34594-002A	VOLUME KNOB		
	30	LV10770-004A	BOTTOM CHASSIS		
	31	LV40301-002A	FELT SPACER	(x2)	
	32	LV30225-0T7A	SPACER		
	33	LV30225-0T8A	SPACER		
	34	QYSDST3006Z	TAP SCREW	3mm x 6mm(x3)	
	35	QYSDST3006Z	TAP SCREW	3mm x 6mm(x4)	
	36	QYSDST3006Z	TAP SCREW	3mm x 6mm(x3)	
	37	LV41548-001A-NK	C.B BKT		
	38	QYSDST3006Z	TAP SCREW	3mm x 6mm	
	39	QYSBST3008Z	TH TAP SCREW	3mm x 8mm(x3)	
	40	LV41548-001A-NK	C.B BKT		
	41	QYSDST3006Z	TAP SCREW	3mm x 6mm	
	42	LV43333-001A	BKT(DSP)		
	43	QYSDST3006Z	TAP SCREW	3mm x 6mm	
	44	QYSDST3006Z	TAP SCREW	3mm x 6mm	
	45	LV21450-057A	REAR PANEL		THM501J
	45	LV21450-053A	REAR PANEL		THM505C,THM505J
	46	QYSBSGY3008M	SPECIAL SCREW	3mm x 8mm(x3)	
	47	QAU0346-001	TUNER		
	48	QYSBSGY3008M	SPECIAL SCREW	3mm x 8mm(x2)	
	49	QYSBSGY3008M	SPECIAL SCREW	3mm x 8mm	
	50	QYSBSGY3008M	SPECIAL SCREW	3mm x 8mm(x2)	
	51	QYSBSGY3008M	SPECIAL SCREW	3mm x 8mm	
	52	QYSBSGY3008M	SPECIAL SCREW	3mm x 8mm	
	53	QYSBSGY3008M	SPECIAL SCREW	3mm x 8mm	
	54	QYSBST3006M	TAPPING SCREW	3mm x 6mm	
	55	QYSBSGY3008M	SPECIAL SCREW	3mm x 8mm	
	56	LV21610-001A/S/	METAL COVER		
	57	QYSBSGY3008M	SPECIAL SCREW	3mm x 8mm(x3)	
	58	QYSDSG3006N	TAP SCREW	M3 x 6mm(x4)	
△	59	QMF51U1-1R6-J8	FUSE	F901	
	60	LV41843-002A	LASER CAUTION		
	61	QYSBSE3008Z	SCREW	3mm x 8mm	
	62	LV43661-001A	BKT		
	63	LV30225-0M9A	SPACER	(x2)	
	64	LV42683-001A	SPACER		
	65	QUQH10-3112AJ	FFC WIRE		
	66	QUQH10-0714AJ	FFC WIRE		
	67	QUQH10-1920AJ	FFC WIRE		
	68	QUQH10-0418AJ	FFC WIRE		
	69	QUQH12-1107AJ	FFC WIRE		
	70	QUQH12-0510AJ	FFC WIRE		
	71	QUQH10-0817AJ	FFC WIRE		

△	Symbol No.	Part No.	Part Name	Description	Local
	72	QUQH10-1017AJ	FFC WIRE		
	73	QUQH10-2817AJ	FFC WIRE		
	74	LV21606-001A	DISC BUTTON		
	75	LV43657-001A	INDICATOR		

Speaker assembly and parts list

(Subwoofer)

Block No. **M 2 M M**



Speaker (Subwoofer)

Block No. [M][2][M][M]

△	Symbol No.	Part No.	Part Name	Description	Local
	1	LV10880-001A	CHASSIS BASE		
	2	LV30225-0T9A	SPACER	(x2)	
	3	LV30225-0U1A	SPACER		
	4	LV30225-0U2A	SPACER		
	5	LV21663-001A	HEAT SINK		
	6	LV21664-001A	H.SINK BKT		
	7	QYSBSG3010E	TAPPING SCREW	3mm x 8mm(x3)	
	8	LV43203-001A	SPACER		
	9	QYSBSG3008E	TAPPING SCREW	3mm x 8mm(x5)	
	10	QYSBSG3010E	TAPPING SCREW	3mm x 8mm(x3)	
	11	QYSBSG3008E	TAPPING SCREW	3mm x 8mm(x6)	
	12	LV30225-0M4A	SPACER		
	13	QYSBSG3008E	TAPPING SCREW	3mm x 8mm(x5)	
	14	LV43798-001A	COVER		
	15	QYSBSG3008E	TAPPING SCREW	3mm x 8mm(x2)	
	16	LV34788-001A	SHIELD CASE		
	17	QYSBSG3008E	TAPPING SCREW	3mm x 8mm	
	18	LV21661-002A	TOP PLATE		
	19	LV30225-0P8A	SPACER		
	20	QYSBSG3006E	TAPPING SCREW	3mm x 6mm(x3)	
	21	QYSBSG3010E	TAPPING SCREW	3mm x 8mm(x3)	
	22	LV35126-001A	BARRIER		
	23	QYSBSG3008E	TAPPING SCREW	3mm x 8mm	
△	24	QQT0436-001	POWER TRANSF	T 3001	
	25	QYSDSTL4010E	TAP SCREW	M4 x 10mm(x4)	
	26	LV43692-001A	LED HOLDER		
	27	QYSBSG3008E	TAPPING SCREW	3mm x 8mm(x2)	
	28	LV21662-014A	REAR PANEL		THM501J
	28	LV21662-013A	REAR PANEL		THM505C,THM505J
	29	LV30225-0U8A	SPACER	(x2)	
	30	QQR0216-001	NOISE FILTER		
	31	LV30225-0U7A	SPACER		
	32	QAR0318-001	FAN MOTOR		
	33	QYSBSGY3008M	SPECIAL SCREW	3mm x 8mm(x4)	
	34	QYSBSGY3008M	SPECIAL SCREW	3mm x 8mm(x2)	
	35	QYSBSGY3008M	SPECIAL SCREW	3mm x 8mm(x3)	
	36	E73562-003	SCREW		
	37	QYSBST3006M	TAPPING SCREW	3mm x 6mm	
△	38	QZW0033-001	STRAIN RELIEF		
△	39	QMPD380-200-JN	POWER CORD(US/CA)	2m BLACK	
△	40	QMF51U1-100-J1	FUSE	F3101	
△	41	QMF51U1-8R0-J8	FUSE	F3201 F3202(x2)	
	43	QYSDSA4016M	TAP SCREW	M4 x 16mm(x3)	
	44	QYSDST4014M	TAP SCREW	M4 x 14mm(x8)	
	45	LV34919-007A	RATING LABEL		THM501J
	45	LV34919-001A	RATING LABEL		THM505C,THM505J
	46	LV34787-001A	IC BRACKET		
	47	LV30225-0C8A	SPACER		
	48	QYSPSPD3008Z	SCREW	3mm x 8mm(x2)	
	49	VYSH101-009	SPACER		
	51	QYSBSG3008Z	TAPPING SCREW	3mm x 8mm(x4)	
	52	9900032001	BAFFLE BOARD		
	53	CR250006-01	CONE SPEAKER		
	54	7001541606	TAPPING SCREW	(x8)	
	55	9925001601	SPEAKER NET		
	56	7014241606	TAPPING SCREW	(x4)	
	57	9000007931	RUBBER CUSHION	(x4)	

DVD mechanism assembly and parts list

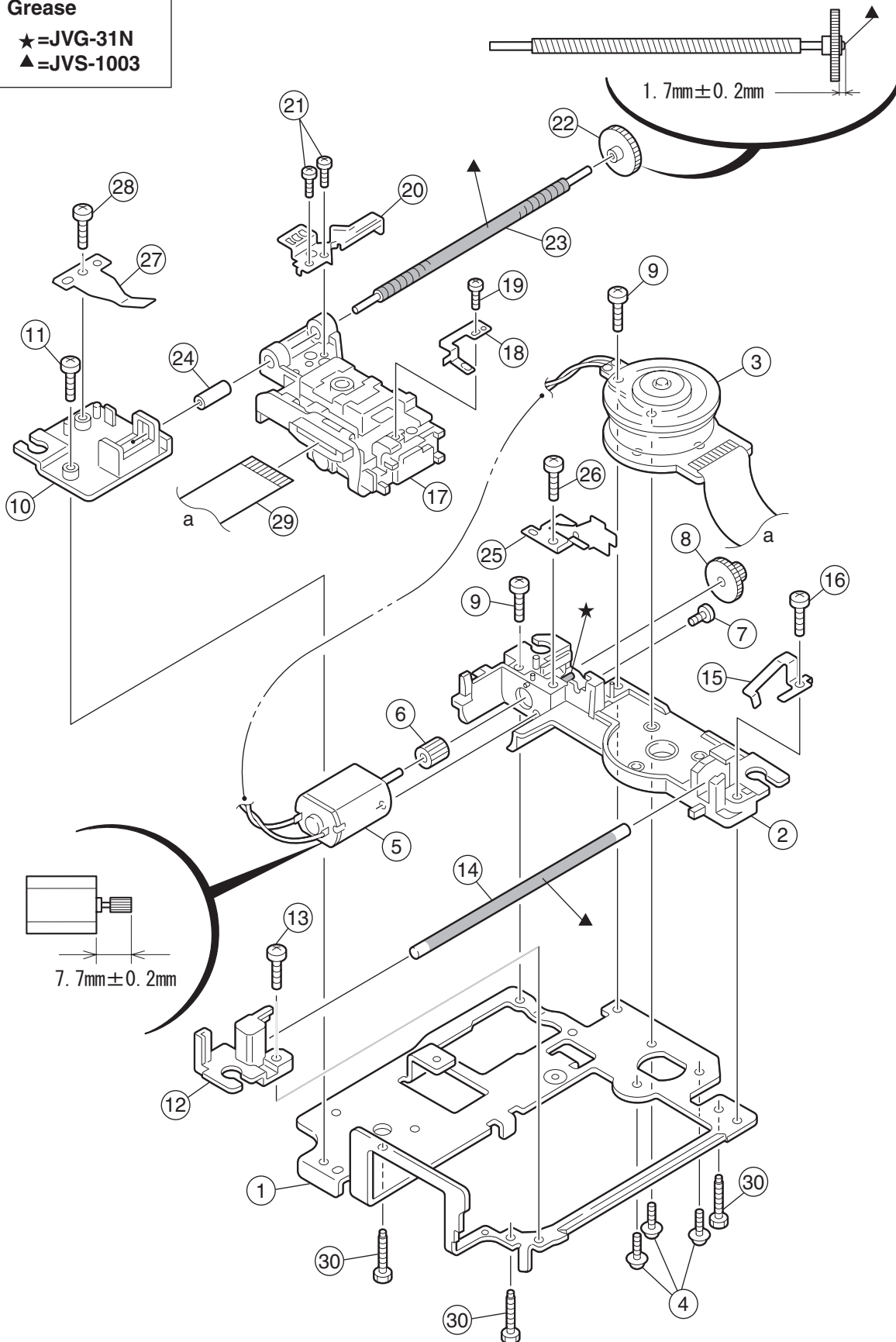
Block No. M J M M

FXL-D52-1M

Grease

★=JVG-31N

▲=JVS-1003



DVD mechanism

Block No. [M][J][M][M]

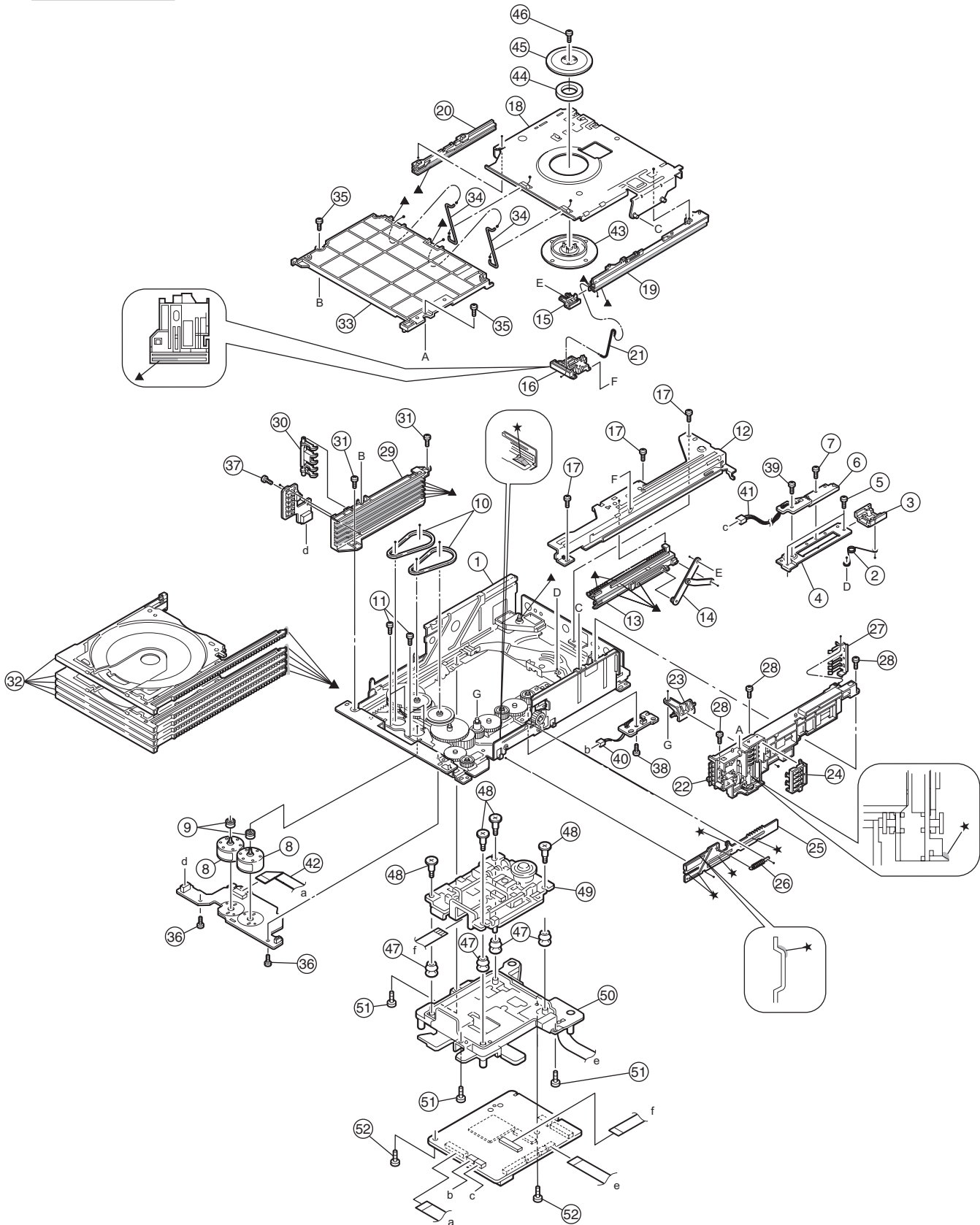
△	Symbol No.	Part No.	Part Name	Description	Local
	1	LV10751-001A	TM CHASSIS		
	2	LV10752-003A	SF MOTOR BASE		
	3	QAR0308-001	SPINDLE MOTOR		
	4	LV43461-001A	SPECIAL SCREW	(x3)	
	5	QAR0144-003	MOTOR		
	6	VKS5557-001	F.M. GEAR		
	7	QYSPSPT2030M	SCREW	M2 x 3mm	
	8	LV33985-001A	MIDDLE GEAR		
	9	QYSDST2008Z	TAP SCREW	M2 x 8mm(x2)	
	10	LV33989-001A	S.SHAFT HOLDER		
	11	QYSDST2008Z	TAP SCREW	M2 x 8mm	
	12	LV33990-001A	G.SHAFT HOLDER		
	13	QYSDST2008Z	TAP SCREW	M2 x 8mm	
	14	LV43291-002A	GUIDE SHAFT		
	15	LV33991-001A	ADJUST SPRING		
	16	QYSPST2008Z	TAP SCREW	M2 x 8mm	
	17	QAL0507-001	PICK UP		
	18	LV33983-001A	PS SPRING		
	19	QYSPSFT1730Z	TAP SCREW	M1.7 x 3mm	
	20	LV33984-002A	RACK ARM		
	21	QYSPSFT1730Z	TAP SCREW	M1.7 x 3mm(x2)	
	22	LV33986-001A	S.SHAFT GEAR		
	23	LV43293-001A	SCREW SHAFT		
	24	LV43290-001A	S.SHAFT COLLOR		
	25	LV33987-001A	GEAR HOLDER		
	26	QYSPSFT2040Z	TAP SCREW	M2 x 4mm	
	27	LV33988-001A	SS ADJ SPRING		
	28	QYSDST2008Z	TAP SCREW	M2 x 8mm	
	29	LV43702-001A	PICK FFC		
	30	LV43292-002A	ADJUST SCREW	(x3)	

DVD changer mechanism assembly and parts list

Block No. **M** **K** **M** **M**

Grease
★=JVG-31N
▲=JVS-1003

FMU-SD9-1M



DVD changer mechanism

Block No. [M][K][M][M]

△	Symbol No.	Part No.	Part Name	Description	Local
	1	LV10743-004A	CHASSIS ASSY		
	2	LV43278-001A	SENSOR SPRING		
	3	LV33961-002A	SENSOR SLIDER		
	4	LV33962-001A	SENSOR BRACKET		
	5	QYSDST2605Z	SCREW	2.6mm x 5mm(x2)	
	6	QVY0027-B14	S V RESISTOR		
	7	QYSDST2004Z	SCREW	2mm x 4mm	
	8	QAR0164-001	MOTOR	(x2)	
	9	LV42340-001A	MOTOR PULLEY	(x2)	
	10	LV41431-002A	BELT	(x2)	
	11	QYSPSPU1725N	SCREW	1.7mm x 2.5mm(x4)	
	12	LV10744-002A	RACK HOLDER		
	13	LV21406-003A	LOADING RACK		
	14	LV43279-001A	LIFT ARM ASSY		
	15	LV33963-001A	HOOK		
	16	LV33964-002A	HOOK STOPPER		
	17	QYSDST2605Z	SCREW	2.6mm x 5mm(x3)	
	18	LV33965-004A	LIFTER ASSY		
	19	LV21408-002A	RAIL(R)		
	20	LV21409-002A	RAIL(L)		
	21	LV43285-001A	ROD (L)		
	22	LV21520-003A	SIDE(R) ASSY		
	23	LV33974-001A	SELECT LEVER		
	24	LV33975-001A	GEAR COVER		
	25	LV33976-001A	ELEVATOR CAM		
	26	LV43287-001A	ELEVATOR SPRING		
	27	LV33977-002A	CLICK SPRING		
	28	QYSDST2605Z	SCREW	2.6mm x 5mm(x3)	
	29	LV10749-002A	SIDE(L)		
	30	LV33980-001A	OPEN DET.LEVER		
	31	QYSDST2605Z	SCREW	2.6mm x 5mm(x2)	
	32	LV10746-003A	TRAY ASSY	(x5)	
	33	LV10750-002A	TOP COVER		
	34	LV43289-002A	ROD	(x2)	
	35	QYSDSF2608Z	SCREW	2.6mm x 8mm(x2)	
	36	QYSDST2605Z	SCREW	2.6mm x 5mm(x2)	
	37	QYSDSF2608Z	SCREW	2.6mm x 8mm	
	38	QYSDST2605Z	SCREW	2.6mm x 5mm	
	39	QYSDST2004Z	SCREW	2mm x 4mm	
	40	WJM0330-002A	E-SI C WIRE C-F		
	41	WJM0331-001A	E-SI C WIRE C-F		
	42	QUQ110-1508BF	FFC WIRE		
	43	LV32417-001A	CLAMPER		
	44	LV42930-003A	P.C.MAGNET		
	45	LV33992-001A	DVD YOKE		
	46	LV41741-001A	SPECIAL SCREW		
	47	LV41659-002A	INSULATOR	(x4)	
	48	LV43245-001A	SPECIAL SCREW	(x4)	
	49	-----	TRAVERSE MECHANISM		
	50	LV10872-001A	DVD TM BASE 3		
	51	QYSDST2605Z	SCREW	2.6mm x 5mm(x3)	
	52	QYSDSF2606Z	SCREW	2.6mm x 6mm(x2)	

DVD changer mechanism assembly and parts list

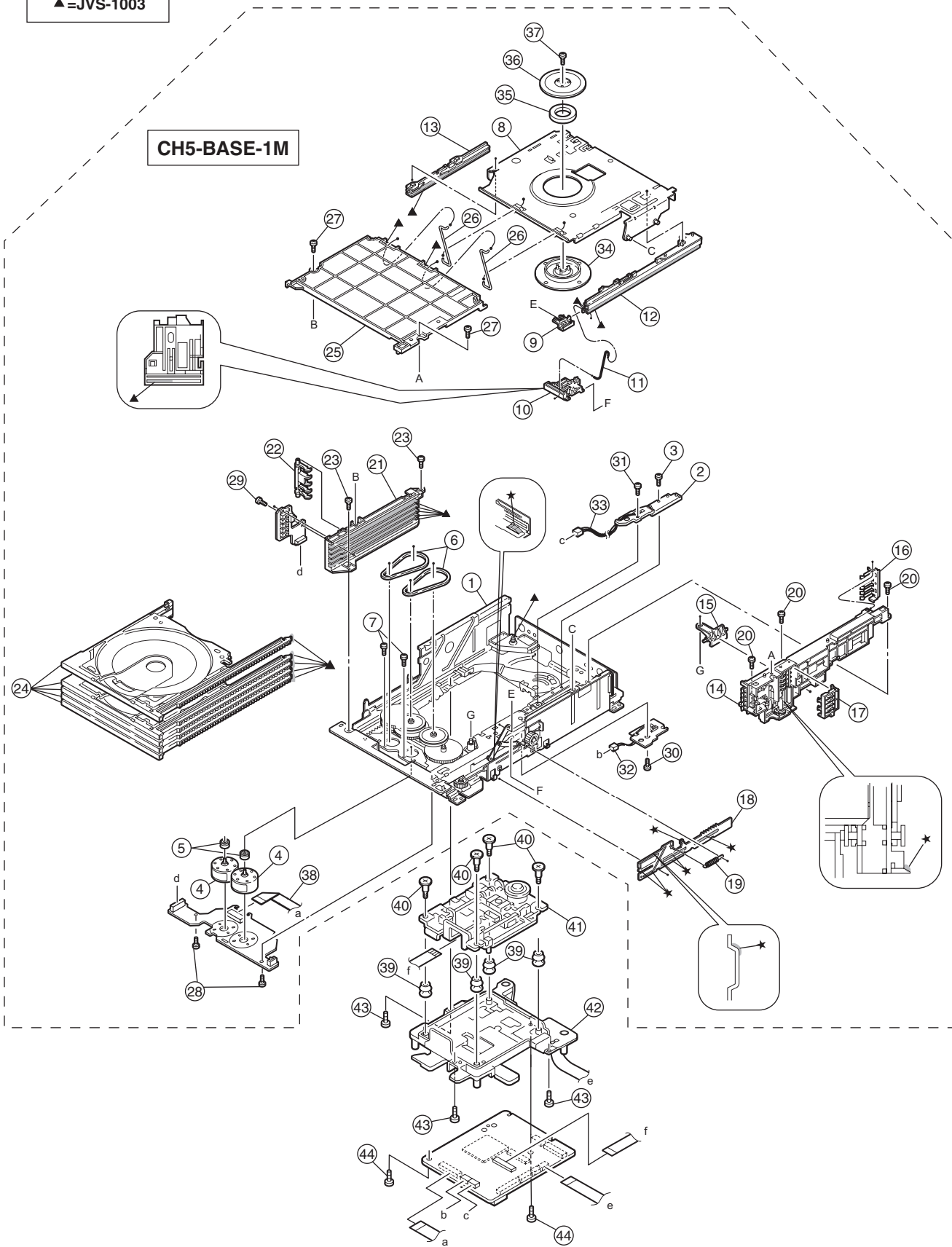
Block No. M T M M

Grease

- ★=JVG-31N
- ▲=JVS-1003

FMU-SD9-5M

CH5-BASE-1M



DVD changer mechanism

Block No. [M][T][M][M]

△	Symbol No.	Part No.	Part Name	Description	Local
	1	LV10913-001A	LOADER ASSY		
	2	QVY0027-B14	S V RESISTOR		
	3	QYSDST2004Z	SCREW	2mm x 4mm	
	4	QAR0164-001	MOTOR	(x2)	
	5	LV42340-001A	MOTOR PULLEY	(x2)	
	6	LV41431-002A	BELT	(x2)	
	7	QYSPSPU1725N	SCREW	1.7mm x 2.5mm(x2)	
	8	LV33965-004A	LIFTER ASSY		
	9	LV33963-001A	HOOK		
	10	LV33964-002A	HOOK STOPPER		
	11	LV43285-001A	ROD (L)		
	12	LV21408-002A	RAIL(R)		
	13	LV21409-002A	RAIL(L)		
	14	LV21520-004A	SIDE(R) ASSY		
	15	LV33974-001A	SELECT LEVER		
	16	LV33977-002A	CLICK SPRING		
	17	LV33975-001A	GEAR COVER		
	18	LV33976-001A	ELEVATOR CAM		
	19	LV43287-001A	ELEVATOR SPRING		
	20	QYSDST2605Z	SCREW	2.6mm x 5mm(x3)	
	21	LV10749-002A	SIDE(L)		
	22	LV33980-001A	OPEN DET.LEVER		
	23	QYSDST2605Z	SCREW	2.6mm x 5mm(x2)	
	24	LV10746-003A	TRAY ASSY	(x5)	
	25	LV10750-003A	TOP COVER		
	26	LV43289-002A	ROD	(x2)	
	27	QYSDSF2608Z	SCREW	2.6mm x 8mm(x2)	
	28	QYSDST2605Z	SCREW	2.6mm x 5mm(x2)	
	29	QYSDSF2608Z	SCREW	2.6mm x 8mm	
	30	QYSDST2605Z	SCREW	2.6mm x 5mm	
	31	QYSDST2004Z	SCREW	2mm x 4mm	
	32	WJM0330-002A	E-SI C WIRE C-F		
	33	WJM0331-001A	E-SI C WIRE C-F		
	34	LV32417-001A	CLAMPER		
	35	LV42930-003A	P.C.MAGNET		
	36	LV33992-001A	DVD YOKE		
	37	LV41741-001A	SPECIAL SCREW		
	38	QUQ110-1508BJ	FFC WIRE		
	39	LV41659-002A	INSULATOR	(x4)	
	40	LV43245-001A	SPECIAL SCREW	(x4)	
	41	-----	TRAVERSE MECHANISM		
	42	LV10872-002A	DVD TM BASE 3		
	43	QYSDST2605Z	SCREW	2.6mm x 5mm(x3)	
	44	QYSDSF2606Z	SCREW	2.6mm x 6mm(x2)	

Electrical parts list

Main board

Block No. [0][1][0][0]

△ Symbol No.	Part No.	Part Name	Description	Local	△ Symbol No.	Part No.	Part Name	Description	Local
	IC411	MM1233XF-X	IC			D4709	1SS133-T2	DIODE	
	IC431	MM1623XF-X	IC			D4811	1SS133-T2	DIODE	
	IC471	MN101C49GMY	IC			D4831	1SS133-T2	DIODE	
	IC472	S-80840CNNB-W	IC			D4832	1SS133-T2	DIODE	
	IC473	SN74HCT32NS-X	IC(DIGITAL)			D4833	1SS133-T2	DIODE	
	IC475	RC4580ID-X	IC			D4834	1SS133-T2	DIODE	
	IC476	RC4580ID-X	IC			D4835	MTZJ6.8A-T2	Z DIODE	
	IC477	BR24L08F-W-X	IC(DIGITAL)			D4841	MTZJ2.0A-T2	Z DIODE	
	IC478	RC4580ID-X	IC			D4842	MTZJ3.3A-T2	Z DIODE	
	IC491	KIA7805API	IC			D4891	MTZJ6.2C-T2	Z DIODE	
	IC601	RC4580ID-X	IC			D4921	MTZJ8.2C-T2	Z DIODE	
△	IC901	STR-G6651	IC			D4922	1SS133-T2	DIODE	
	IC951	PQ05RD21	IC			D4931	MTZJ8.2C-T2	Z DIODE	
	IC953	KIA7805API	IC			D4932	1SS133-T2	DIODE	
						D4961	MTZJ4.7A-T2	Z DIODE	
						D4962	1SS133-T2	DIODE	
						D4963	1SS133-T2	DIODE	
	Q951	2SC3576-JVC-T	TRANSISTOR						
	Q953	KTA1267/YG/-T	TRANSISTOR		△	PC901	PC123Y22FZ	PHOTO COUPLER	
	Q954	SI2305DS-X	TRANSISTOR		△	PC902	PC123Y22FZ	PHOTO COUPLER	
	Q955	KRC103S-X	DIGITAL TR						
	Q958	KTA1271/OY/-T	TRANSISTOR		△	C902	QFZ9075-683	MPP CAPACITOR	0.068uF AC275V M
	Q959	KRC103S-X	DIGITAL TR		△	C904	QCZ9079-102	C CAPACITOR	1000pF AC250V M
	Q960	2SB709A/QR/-X	TRANSISTOR		△	C905	QCZ9079-102	C CAPACITOR	1000pF AC250V M
	Q961	KTC3203/OY/-T	TRANSISTOR		△	C907	QETM2DM-157	E CAPACITOR	150uF 200V M
	Q991	2SD601A/QR/-X	TRANSISTOR			C908	QCZ0136-332Z	C CAPACITOR	3300pF 1kV K
	Q4091	KTA1271/OY/-T	TRANSISTOR			C909	QCZ0136-101Z	C CAPACITOR	100pF 1kV K
	Q4092	KTC3875/YG/-X	SI.TRANSISTOR			C910	QCB11HK-221Y	C CAPACITOR	220pF 50V K
	Q4701	KRC111S-X	TRANSISTOR			C913	QCZ0136-101Z	C CAPACITOR	100pF 1kV K
	Q4702	KRC107S-X	DIGI TRANSISTOR			C914	QEZ0532-396Z	E CAPACITOR	39uF 25V M
	Q4703	KRC102S-X	DIGI TRANSISTOR			C915	QCB11HK-471Y	C CAPACITOR	470pF 50V K
	Q4801	KTA1504/YG/-X	SI.TRANSISTOR		△	C916	QCZ9079-222	C CAPACITOR	2200pF AC250V M
	Q4802	KRC102S-X	DIGI TRANSISTOR			C918	QCFB1HZ-104Y	C CAPACITOR	0.1uF 50V Z
	Q4811	KRA102S-X	DIGI TRANSISTOR			C951	NDC31HJ-101X	C CAPACITOR	100pF 50V J
	Q4812	KRC102S-X	DIGI TRANSISTOR			C952	QCZ0136-101Z	C CAPACITOR	100pF 1kV K
	Q4821	KRC102S-X	DIGI TRANSISTOR			C953	NDC31HJ-101X	C CAPACITOR	100pF 50V J
	Q4831	KRC102S-X	DIGI TRANSISTOR			C954	NDC31HJ-101X	C CAPACITOR	100pF 50V J
	Q4832	KRA110S-X	TRANSISTOR			C956	NDC31HJ-101X	C CAPACITOR	100pF 50V J
	Q4833	KRC110S-X	DIGI TRANSISTOR			C957	NDC31HJ-101X	C CAPACITOR	100pF 50V J
	Q4921	KTC3203/OY/-T	TRANSISTOR			C960	QEZ0529-826Z	E CAPACITOR	82uF 10V M
	Q4931	KTA1271/OY/-T	TRANSISTOR			C961	QCZ0202-155Z	C CAPACITOR	1.5uF 25V Z
	Q4954	2SA1362/G/-X	TRANSISTOR			C962	QK1H1M-226Z	E CAPACITOR	22uF 50V M
	Q4955	KRC102S-X	DIGI TRANSISTOR			C963	QEZ0533-396Z	E CAPACITOR	39uF 50V M
	Q4961	KTC3203/OY/-T	TRANSISTOR			C964	QETN1HM-226Z	E CAPACITOR	22uF 50V M
	Q4971	2SC3661-X	TRANSISTOR			C965	QEZ0528-108	E CAPACITOR	1000uF 10V M
	Q4972	2SC3661-X	TRANSISTOR			C966	QETN1AM-477Z	E CAPACITOR	470uF 10V M
	Q4973	KRA104S-X	DIGI TRANSISTOR			C967	NCB31CK-104X	C CAPACITOR	0.1uF 16V K
						C968	NCB31CK-104X	C CAPACITOR	0.1uF 16V K
△	D901	DI106	BRIDGE DIODE			C969	QETN1AM-227Z	E CAPACITOR	220uF 10V M
	D902	ERA18-04-T1	FR DIODE			C976	NCB31CK-104X	C CAPACITOR	0.1uF 16V K
	D903	ERA18-04-T1	FR DIODE			C977	NCB31CK-104X	C CAPACITOR	0.1uF 16V K
	D904	ERA18-04-T1	FR DIODE			C978	QK1H1M-107Z	E CAPACITOR	100uF 10V M
	D908	ERA18-04-T1	FR DIODE			C979	QEZ0530-827	E CAPACITOR	820uF 16V M
	D910	ERA18-04-T1	FR DIODE			C980	QK1H1M-106Z	E CAPACITOR	10uF 50V M
	D911	FR104S-T5	FR DIODE			C981	QCZ0202-155Z	C CAPACITOR	1.5uF 25V Z
	D950	MTZJ36C-T2	Z DIODE			C982	QEZ0531-567	E CAPACITOR	560uF 25V M
	D951	FR104S-T5	FR DIODE			C984	QK1H1M-227Z	E CAPACITOR	220uF 16V M
	D952	FR104S-T5	FR DIODE			C985	QETN1EM-107Z	E CAPACITOR	100uF 25V M
△	D953	SB340-F82	FUSE/IOE			C986	QETN1EM-107Z	E CAPACITOR	100uF 25V M
△	D954	ERA18-04-T1	FR DIODE			C987	QEZ0532-187Z	E CAPACITOR	180uF 25V M
△	D956	FR104S-T5	FR DIODE			C989	QK1H1M-107Z	E CAPACITOR	100uF 16V M
△	D957	FR104S-T5	FR DIODE			C992	QETN1HM-474Z	E CAPACITOR	0.47uF 50V M
	D958	1SS133-T2	DIODE			C993	NDC31HJ-101X	C CAPACITOR	100pF 50V J
	D960	MTZJ3.6B-T2	Z DIODE			C994	QCB11HK-223Y	C CAPACITOR	0.022uF 50V K
	D970	ER204-F33	FR DIODE			C997	QETN1CM-227Z	E CAPACITOR	220uF 16V M
	D991	MTZJ5.1C-T2	Z DIODE			C4006	QCZ0202-155Z	C CAPACITOR	1.5uF 25V Z
	D4091	1SS133-T2	DIODE			C4011	NCB31HK-822X	C CAPACITOR	8200pF 50V K
	D4092	MTZJ6.8A-T2	Z DIODE			C4012	NCB31HK-822X	C CAPACITOR	8200pF 50V K
	D4703	MTZJ4.7B-T2	Z DIODE			C4091	QETN1CM-226Z	E CAPACITOR	22uF 16V M
	D4704	1SS133-T2	DIODE			C4092	QETN1CM-107Z	E CAPACITOR	100uF 16V M
	D4705	1SS133-T2	DIODE			C4101	NCB30JK-105X	C CAPACITOR	1uF 6.3V K
	D4706	1SS133-T2	DIODE			C4102	NDC31HJ-470X	C CAPACITOR	47pF 50V J
	D4707	1SS133-T2	DIODE			C4111	QFN31HJ-103Z	M CAPACITOR	0.01uF 50V J
	D4708	1SS133-T2	DIODE			C4112	NDC31HJ-470X	C CAPACITOR	47pF 50V J

△ Symbol No.	Part No.	Part Name	Description	Local	△ Symbol No.	Part No.	Part Name	Description	Local
C4121	NCB30JK-105X	C CAPACITOR	1uF 6.3V K		C6204	NCB31CK-104X	C CAPACITOR	0.1uF 16V K	
C4122	NDC31HJ-470X	C CAPACITOR	47pF 50V J		C6205	NCB31HK-103X	C CAPACITOR	0.01uF 50V K	
C4171	NCB30JK-105X	C CAPACITOR	1uF 6.3V K		C6501	QETN1HM-475Z	E CAPACITOR	4.7uF 50V M	
C4172	NCB30JK-105X	C CAPACITOR	1uF 6.3V K		C6502	NCS31HJ-560X	C CAPACITOR	56pF 50V J	
C4173	NCB30JK-105X	C CAPACITOR	1uF 6.3V K		C6503	QETN1HM-475Z	E CAPACITOR	4.7uF 50V M	
C4191	QETN1VM-476Z	E CAPACITOR	47uF 35V M		C6511	QETN1HM-475Z	E CAPACITOR	4.7uF 50V M	
C4192	NCB31HK-103X	C CAPACITOR	0.01uF 50V K		C6512	NCS31HJ-560X	C CAPACITOR	56pF 50V J	
C4301	QETN1VM-476Z	E CAPACITOR	47uF 35V M		C6513	QETN1HM-475Z	E CAPACITOR	4.7uF 50V M	
C4311	NCB31HK-103X	C CAPACITOR	0.01uF 50V K		C6514	NCB31CK-104X	C CAPACITOR	0.1uF 16V K	
C4321	NCB30JK-105X	C CAPACITOR	1uF 6.3V K		C6515	NCB31CK-104X	C CAPACITOR	0.1uF 16V K	
C4331	NCB30JK-105X	C CAPACITOR	1uF 6.3V K		C6516	NCS31HJ-560X	C CAPACITOR	56pF 50V J	
C4341	NCB30JK-105X	C CAPACITOR	1uF 6.3V K		C6517	NCS31HJ-471X	C CAPACITOR	470pF 50V J	
C4351	NCB30JK-105X	C CAPACITOR	1uF 6.3V K		C6518	NCS31HJ-471X	C CAPACITOR	470pF 50V J	
C4391	QETN1AM-477Z	E CAPACITOR	470uF 10V M		C6601	QETN1HM-475Z	E CAPACITOR	4.7uF 50V M	
C4392	NCB31CK-104X	C CAPACITOR	0.1uF 16V K		C6602	NCS31HJ-560X	C CAPACITOR	56pF 50V J	
C4394	NCB31CK-104X	C CAPACITOR	0.1uF 16V K		C6603	QETN1HM-475Z	E CAPACITOR	4.7uF 50V M	
C4395	QETN1CM-226Z	E CAPACITOR	22uF 16V M		C6611	QETN1HM-475Z	E CAPACITOR	4.7uF 50V M	
C4401	QETN0JM-477Z	E CAPACITOR	470uF 6.3V M		C6612	NCS31HJ-560X	C CAPACITOR	56pF 50V J	
C4402	NDC31HJ-470X	C CAPACITOR	47pF 50V J		C6613	QETN1HM-475Z	E CAPACITOR	4.7uF 50V M	
C4411	NCB31HK-103X	C CAPACITOR	0.01uF 50V K		C6614	NCB31CK-104X	C CAPACITOR	0.1uF 16V K	
C4412	NDC31HJ-470X	C CAPACITOR	47pF 50V J		C6615	NCB31CK-104X	C CAPACITOR	0.1uF 16V K	
C4421	QETN0JM-477Z	E CAPACITOR	470uF 6.3V M		C6616	NCS31HJ-560X	C CAPACITOR	56pF 50V J	
C4423	NDC31HJ-470X	C CAPACITOR	47pF 50V J		C6617	NCS31HJ-471X	C CAPACITOR	470pF 50V J	
C4431	QETN0JM-477Z	E CAPACITOR	470uF 6.3V M		C6618	NCS31HJ-471X	C CAPACITOR	470pF 50V J	
C4432	NCS31HJ-470X	C CAPACITOR	47pF 50V J		C6901	QETN1VM-476Z	E CAPACITOR	47uF 35V M	
C4441	QETN0JM-477Z	E CAPACITOR	470uF 6.3V M		C6902	QETN1VM-476Z	E CAPACITOR	47uF 35V M	
C4442	NDC31HJ-470X	C CAPACITOR	47pF 50V J						
C4451	QETN0JM-477Z	E CAPACITOR	470uF 6.3V M		R901	QRL01DJ-683X	OMF RESISTOR	68kΩ 1W J	
C4452	NDC31HJ-470X	C CAPACITOR	47pF 50V J		R903	QRE141J-270Y	C RESISTOR	27Ω 1/4W J	
C4605	NCS31HJ-471X	C CAPACITOR	470pF 50V J		R904	QRE141J-222Y	C RESISTOR	2.2kΩ 1/4W J	
C4606	NCS31HJ-471X	C CAPACITOR	470pF 50V J		R905	QRL027J-683	OMF RESISTOR	68kΩ 2W J	
C4702	QETN0JM-227Z	E CAPACITOR	220uF 6.3V M		R906	QRJ146J-681X	UNF C RESISTOR	680Ω 1/4W J	
C4703	QETN1HM-225Z	E CAPACITOR	2.2uF 50V M		R907	QRT027J-R47	MF RESISTOR	0.47Ω 2W J	
C4704	NCB31CK-223X	C CAPACITOR	0.022uF 16V K		R908	QRE141J-332Y	C RESISTOR	3.3kΩ 1/4W J	
C4705	NCB31HK-103X	C CAPACITOR	0.01uF 50V K		R910	QRE141J-754Y	C RESISTOR	750kΩ 1/4W J	
C4706	NCB31HK-103X	C CAPACITOR	0.01uF 50V K		R911	QRE141J-754Y	C RESISTOR	750kΩ 1/4W J	
C4707	QETN1CM-107Z	E CAPACITOR	100uF 16V M		△ R921	QRZ9037-335	COMP RESISTOR	3.3MΩ 1/2W K	
C4708	NCB31HK-103X	C CAPACITOR	0.01uF 50V K		R951	QRE141J-150Y	C RESISTOR	15Ω 1/4W J	
C4709	NCB31HK-103X	C CAPACITOR	0.01uF 50V K		R952	NRSA63J-103X	MG RESISTOR	10kΩ 1/16W J	
C4710	NCB31HK-103X	C CAPACITOR	0.01uF 50V K		R953	NRSA02J-223X	MG RESISTOR	22kΩ 1/10W J	
C4711	QETN1HM-106Z	E CAPACITOR	10uF 50V M		△ R954	QRZ9005-100X	FUSI RESISTOR	10Ω	
C4712	NCB31CK-104X	C CAPACITOR	0.1uF 16V K		R955	NRSA63J-223X	MG RESISTOR	22kΩ 1/16W J	
C4713	NCB31CK-104X	C CAPACITOR	0.1uF 16V K		R960	NRSA63J-101X	MG RESISTOR	100Ω 1/16W J	
C4714	NCB31CK-104X	C CAPACITOR	0.1uF 16V K		R961	NRSA63J-681X	MG RESISTOR	680Ω 1/16W J	
C4715	NCB31CK-104X	C CAPACITOR	0.1uF 16V K		R963	NRSA63J-101X	MG RESISTOR	100Ω 1/16W J	
C4718	NCB31HK-103X	C CAPACITOR	0.01uF 50V K		R964	NRSA63J-105X	MG RESISTOR	1MΩ 1/16W J	
C4719	NCB31HK-103X	C CAPACITOR	0.01uF 50V K		R965	NRSA63J-103X	MG RESISTOR	10kΩ 1/16W J	
C4720	NCB31CK-104X	C CAPACITOR	0.1uF 16V K		R966	NRSA63J-221X	MG RESISTOR	220Ω 1/16W J	
C4721	NCB31CK-104X	C CAPACITOR	0.1uF 16V K		R969	NRSA63J-221X	MG RESISTOR	220Ω 1/16W J	
C4771	NCB31CK-104X	C CAPACITOR	0.1uF 16V K		R977	NRSA63J-102X	MG RESISTOR	1kΩ 1/16W J	
C4772	NCB31CK-104X	C CAPACITOR	0.1uF 16V K		R980	NRSA63J-272X	MG RESISTOR	2.7kΩ 1/16W J	
C4773	NCB31CK-104X	C CAPACITOR	0.1uF 16V K		R981	NRSA63J-223X	MG RESISTOR	22kΩ 1/16W J	
C4774	NCB31CK-104X	C CAPACITOR	0.1uF 16V K		R983	NRSA63J-102X	MG RESISTOR	1kΩ 1/16W J	
C4791	NCB31CK-104X	C CAPACITOR	0.1uF 16V K		R984	NRSA63J-222X	MG RESISTOR	2.2kΩ 1/16W J	
C4801	QETN1HM-224Z	E CAPACITOR	0.22uF 50V M		R985	NRSA02J-132X	MG RESISTOR	1.3kΩ 1/10W J	
C4891	NCB31HK-221X	C CAPACITOR	220pF 50V K		R986	NRSA02J-152X	MG RESISTOR	1.5kΩ 1/10W J	
C4892	NCB31HK-221X	C CAPACITOR	220pF 50V K		R987	NRSA02J-152X	MG RESISTOR	1.5kΩ 1/10W J	
C4901	QETN1CM-107Z	E CAPACITOR	100uF 16V M		R988	NRSA63J-222X	MG RESISTOR	2.2kΩ 1/16W J	
C4902	NCB31HK-103X	C CAPACITOR	0.01uF 50V K		R989	NRSA63J-333X	MG RESISTOR	33kΩ 1/16W J	
C4903	QETN1CM-107Z	E CAPACITOR	100uF 16V M		R990	NRSA63J-333X	MG RESISTOR	33kΩ 1/16W J	
C4904	NCB31HK-103X	C CAPACITOR	0.01uF 50V K		R4011	NRSA63J-102X	MG RESISTOR	1kΩ 1/16W J	
C4921	QETN1VM-476Z	E CAPACITOR	47uF 35V M		R4012	NRSA63J-102X	MG RESISTOR	1kΩ 1/16W J	
C4922	QETN1CM-107Z	E CAPACITOR	100uF 16V M		R4013	NRSA63J-682X	MG RESISTOR	6.8kΩ 1/16W J	
C4931	QETN1VM-476Z	E CAPACITOR	47uF 35V M		R4014	NRSA63J-682X	MG RESISTOR	6.8kΩ 1/16W J	
C4932	QETN1CM-107Z	E CAPACITOR	100uF 16V M		R4091	NRSA63J-472X	MG RESISTOR	4.7kΩ 1/16W J	
C4961	QETN1CM-107Z	E CAPACITOR	100uF 16V M		R4092	NRSA63J-103X	MG RESISTOR	10kΩ 1/16W J	
C6001	NCB31CK-223X	C CAPACITOR	0.022uF 16V K		R4093	NRSA63J-821X	MG RESISTOR	820Ω 1/16W J	
C6002	NCB31CK-223X	C CAPACITOR	0.022uF 16V K		R4101	NRSA63J-750X	MG RESISTOR	75Ω 1/16W J	
C6003	NCB31CK-104X	C CAPACITOR	0.1uF 16V K		R4111	NRSA63J-750X	MG RESISTOR	75Ω 1/16W J	
C6004	NCB31HK-103X	C CAPACITOR	0.01uF 50V K		R4121	NRSA63J-750X	MG RESISTOR	75Ω 1/16W J	
C6101	QETN1HM-475Z	E CAPACITOR	4.7uF 50V M		R4191	NRSA63J-0R0X	MG RESISTOR	0Ω 1/16W J	
C6102	NCS31HJ-101X	C CAPACITOR	100pF 50V J		R4201	NRSA63J-681X	MG RESISTOR	680Ω 1/16W J	
C6103	QETN1HM-476Z	E CAPACITOR	47uF 50V M		R4202	NRSA63J-221X	MG RESISTOR	220Ω 1/16W J	
C6104	NCB31CK-104X	C CAPACITOR	0.1uF 16V K		R4211	NRSA63J-681X	MG RESISTOR	680Ω 1/16W J	
C6105	NCB31HK-103X	C CAPACITOR	0.01uF 50V K		R4212	NRSA63J-221X	MG RESISTOR	220Ω 1/16W J	
C6201	QETN1HM-475Z	E CAPACITOR	4.7uF 50V M		R4231	NRSA63J-681X	MG RESISTOR	680Ω 1/16W J	
C6202	NCS31HJ-101X	C CAPACITOR	100pF 50V J		R4232	NRSA63J-221X	MG RESISTOR	220Ω 1/16W J	
C6203	QETN1HM-476Z	E CAPACITOR	47uF 50V M		R4241	NRSA63J-361X	MG RESISTOR	360Ω 1/16W J	

Symbol No.	Part No.	Part Name	Description	Local	Symbol No.	Part No.	Part Name	Description	Local
R4242	NRSA63J-101X	MG RESISTOR	100Ω 1/16W J		R4922	NRSA63J-222X	MG RESISTOR	2.2kΩ 1/16W J	
R4251	NRSA63J-361X	MG RESISTOR	360Ω 1/16W J		△ R4931	QRZ9005-100X	FUSI RESISTOR	10Ω	
R4252	NRSA63J-101X	MG RESISTOR	100Ω 1/16W J		R4932	NRSA63J-222X	MG RESISTOR	2.2kΩ 1/16W J	
R4401	NRSA63J-750X	MG RESISTOR	75Ω 1/16W J		R4961	QRE141J-271Y	C RESISTOR	270Ω 1/4W J	
R4411	NRSA63J-750X	MG RESISTOR	75Ω 1/16W J		R4971	NRSA63J-222X	MG RESISTOR	2.2kΩ 1/16W J	
R4421	NRSA63J-750X	MG RESISTOR	75Ω 1/16W J		R4972	NRSA63J-224X	MG RESISTOR	220kΩ 1/16W J	
R4431	NRSA63J-750X	MG RESISTOR	75Ω 1/16W J		R4973	NRSA63J-102X	MG RESISTOR	1kΩ 1/16W J	
R4441	NRSA63J-750X	MG RESISTOR	75Ω 1/16W J		R4974	NRSA63J-184X	MG RESISTOR	180kΩ 1/16W J	
R4451	NRSA63J-750X	MG RESISTOR	75Ω 1/16W J		R4975	NRSA63J-184X	MG RESISTOR	180kΩ 1/16W J	
R4605	NRSA63J-101X	MG RESISTOR	100Ω 1/16W J		R4997	NRSA63J-0R0X	MG RESISTOR	0Ω 1/16W J	
R4606	NRSA63J-101X	MG RESISTOR	100Ω 1/16W J		R4998	NRSA63J-0R0X	MG RESISTOR	0Ω 1/16W J	
R4703	NRSA63J-102X	MG RESISTOR	1kΩ 1/16W J		R6001	NRSA63J-102X	MG RESISTOR	1kΩ 1/16W J	
R4704	NRSA63J-103X	MG RESISTOR	10kΩ 1/16W J		R6101	NRSA63J-223X	MG RESISTOR	22kΩ 1/16W J	
R4705	NRSA63J-472X	MG RESISTOR	4.7kΩ 1/16W J		R6102	NRSA63J-222X	MG RESISTOR	2.2kΩ 1/16W J	
R4706	NRSA63J-223X	MG RESISTOR	22kΩ 1/16W J		R6103	NRSA63J-333X	MG RESISTOR	33kΩ 1/16W J	
R4707	NRSA63J-103X	MG RESISTOR	10kΩ 1/16W J		R6105	NRSA63J-473X	MG RESISTOR	47kΩ 1/16W J	
R4708	QRE141J-221Y	C RESISTOR	220Ω 1/4W J		R6106	QRE141J-330Y	C RESISTOR	33Ω 1/4W J	
R4709	NRSA63J-101X	MG RESISTOR	100Ω 1/16W J		R6107	QRE141J-390Y	C RESISTOR	39Ω 1/4W J	
R4710	NRSA63J-104X	MG RESISTOR	100kΩ 1/16W J		R6201	NRSA63J-223X	MG RESISTOR	22kΩ 1/16W J	
R4711	NRSA63J-331X	MG RESISTOR	330Ω 1/16W J		R6202	NRSA63J-222X	MG RESISTOR	2.2kΩ 1/16W J	
R4712	NRSA63J-331X	MG RESISTOR	330Ω 1/16W J		R6203	NRSA63J-333X	MG RESISTOR	33kΩ 1/16W J	
R4713	NRSA63J-331X	MG RESISTOR	330Ω 1/16W J		R6205	NRSA63J-473X	MG RESISTOR	47kΩ 1/16W J	
R4752	NRSA63J-273X	MG RESISTOR	27kΩ 1/16W J		R6206	QRE141J-330Y	C RESISTOR	33Ω 1/4W J	
R4753	NRSA63J-103X	MG RESISTOR	10kΩ 1/16W J		R6207	QRE141J-390Y	C RESISTOR	39Ω 1/4W J	
R4754	NRSA63J-103X	MG RESISTOR	10kΩ 1/16W J		R6302	QRE141J-271Y	C RESISTOR	270Ω 1/4W J	
R4755	NRSA63J-103X	MG RESISTOR	10kΩ 1/16W J		R6303	QRE141J-271Y	C RESISTOR	270Ω 1/4W J	
R4756	NRSA63J-103X	MG RESISTOR	10kΩ 1/16W J		R6304	QRE141J-271Y	C RESISTOR	270Ω 1/4W J	
R4757	NRSA63J-103X	MG RESISTOR	10kΩ 1/16W J		R6305	QRE141J-271Y	C RESISTOR	270Ω 1/4W J	
R4758	NRSA63J-103X	MG RESISTOR	10kΩ 1/16W J		R6501	NRSA63J-104X	MG RESISTOR	100kΩ 1/16W J	
R4760	NRSA63J-222X	MG RESISTOR	2.2kΩ 1/16W J		R6502	NRSA63J-103X	MG RESISTOR	10kΩ 1/16W J	
R4761	NRSA63J-103X	MG RESISTOR	10kΩ 1/16W J		R6503	NRSA63J-102X	MG RESISTOR	1kΩ 1/16W J	
R4762	NRSA63J-103X	MG RESISTOR	10kΩ 1/16W J		R6504	NRSA63J-102X	MG RESISTOR	1kΩ 1/16W J	
R4763	NRSA63J-273X	MG RESISTOR	27kΩ 1/16W J		R6505	NRSA63J-103X	MG RESISTOR	10kΩ 1/16W J	
R4772	NRSA63J-103X	MG RESISTOR	10kΩ 1/16W J		R6506	NRSA63J-103X	MG RESISTOR	10kΩ 1/16W J	
R4774	NRSA63J-103X	MG RESISTOR	10kΩ 1/16W J		R6507	NRSA63J-103X	MG RESISTOR	10kΩ 1/16W J	
R4775	NRSA63J-331X	MG RESISTOR	330Ω 1/16W J		R6508	NRSA63J-102X	MG RESISTOR	1kΩ 1/16W J	
R4776	NRSA63J-331X	MG RESISTOR	330Ω 1/16W J		R6509	NRSA63J-473X	MG RESISTOR	47kΩ 1/16W J	
R4777	NRSA63J-101X	MG RESISTOR	100Ω 1/16W J		R6510	NRSA63J-104X	MG RESISTOR	100kΩ 1/16W J	
R4778	NRSA63J-101X	MG RESISTOR	100Ω 1/16W J		R6511	NRSA63J-333X	MG RESISTOR	33kΩ 1/16W J	
R4781	NRSA63J-101X	MG RESISTOR	100Ω 1/16W J		R6512	NRSA63J-103X	MG RESISTOR	10kΩ 1/16W J	
R4782	NRSA63J-101X	MG RESISTOR	100Ω 1/16W J		R6513	NRSA63J-104X	MG RESISTOR	100kΩ 1/16W J	
R4783	QRE141J-151Y	C RESISTOR	150Ω 1/4W J		R6514	NRSA63J-103X	MG RESISTOR	10kΩ 1/16W J	
R4784	QRE141J-151Y	C RESISTOR	150Ω 1/4W J		R6515	NRSA63J-102X	MG RESISTOR	1kΩ 1/16W J	
R4785	QRE141J-151Y	C RESISTOR	150Ω 1/4W J		R6516	NRSA63J-103X	MG RESISTOR	10kΩ 1/16W J	
R4786	QRE141J-151Y	C RESISTOR	150Ω 1/4W J		R6517	NRSA63J-104X	MG RESISTOR	100kΩ 1/16W J	
R4791	NRSA02J-221X	MG RESISTOR	220Ω 1/10W J		R6518	NRSA63J-223X	MG RESISTOR	22kΩ 1/16W J	
R4801	NRSA63J-223X	MG RESISTOR	22kΩ 1/16W J		R6601	NRSA63J-104X	MG RESISTOR	100kΩ 1/16W J	
R4802	NRSA63J-223X	MG RESISTOR	22kΩ 1/16W J		R6602	NRSA63J-103X	MG RESISTOR	10kΩ 1/16W J	
△ R4811	QRZ9006-4R7X	F.RESISTOR	4.7Ω 1/4W J		R6603	NRSA63J-102X	MG RESISTOR	1kΩ 1/16W J	
R4821	QRE141J-181Y	C RESISTOR	180Ω 1/4W J		R6604	NRSA63J-102X	MG RESISTOR	1kΩ 1/16W J	
R4822	QRE141J-151Y	C RESISTOR	150Ω 1/4W J		R6605	NRSA63J-103X	MG RESISTOR	10kΩ 1/16W J	
R4831	NRSA63J-153X	MG RESISTOR	15kΩ 1/16W J		R6606	NRSA63J-103X	MG RESISTOR	10kΩ 1/16W J	
R4832	NRSA63J-223X	MG RESISTOR	22kΩ 1/16W J		R6607	NRSA63J-103X	MG RESISTOR	10kΩ 1/16W J	
R4833	NRSA63J-123X	MG RESISTOR	12kΩ 1/16W J		R6608	NRSA63J-102X	MG RESISTOR	1kΩ 1/16W J	
R4834	NRSA63J-393X	MG RESISTOR	39kΩ 1/16W J		R6609	NRSA63J-473X	MG RESISTOR	47kΩ 1/16W J	
R4835	NRSA63J-472X	MG RESISTOR	4.7kΩ 1/16W J		R6610	NRSA63J-104X	MG RESISTOR	100kΩ 1/16W J	
R4841	NRSA63J-681X	MG RESISTOR	680Ω 1/16W J		R6611	NRSA63J-333X	MG RESISTOR	33kΩ 1/16W J	
R4842	NRSA63J-103X	MG RESISTOR	10kΩ 1/16W J		R6612	NRSA63J-103X	MG RESISTOR	10kΩ 1/16W J	
R4843	QRT017J-2R2	MF RESISTOR	2.2Ω 1W J		R6613	NRSA63J-104X	MG RESISTOR	100kΩ 1/16W J	
R4844	NRSA63J-103X	MG RESISTOR	10kΩ 1/16W J		R6614	NRSA63J-103X	MG RESISTOR	10kΩ 1/16W J	
R4845	NRSA63J-222X	MG RESISTOR	2.2kΩ 1/16W J		R6615	NRSA63J-102X	MG RESISTOR	1kΩ 1/16W J	
R4861	NRSA63J-222X	MG RESISTOR	2.2kΩ 1/16W J		R6616	NRSA63J-103X	MG RESISTOR	10kΩ 1/16W J	
R4863	NRSA63J-222X	MG RESISTOR	2.2kΩ 1/16W J		R6617	NRSA63J-104X	MG RESISTOR	100kΩ 1/16W J	
R4864	NRSA63J-222X	MG RESISTOR	2.2kΩ 1/16W J		R6618	NRSA63J-223X	MG RESISTOR	22kΩ 1/16W J	
R4866	NRSA63J-272X	MG RESISTOR	2.7kΩ 1/16W J						
R4871	NRSA63J-331X	MG RESISTOR	330Ω 1/16W J		△ L901	QQR1105-001	LINE FILTER		
R4872	NRSA63J-331X	MG RESISTOR	330Ω 1/16W J		L951	QQL244K-R22Z	COIL	0.22uH K	
R4873	NRSA63J-331X	MG RESISTOR	330Ω 1/16W J		L952	QQL44BK-220Z	COIL	22uH K	
R4874	NRSA63J-331X	MG RESISTOR	330Ω 1/16W J		L955	QQL26AK-220Z	COIL	22uH K	
R4875	NRSA63J-331X	MG RESISTOR	330Ω 1/16W J		L957	QQL244K-100Z	COIL	10uH K	
R4876	NRSA63J-331X	MG RESISTOR	330Ω 1/16W J		L959	QQL244K-100Z	COIL	10uH K	
R4881	NRSA63J-472X	MG RESISTOR	4.7kΩ 1/16W J		L4391	QQL25CK-221Z	COIL	220uH K	
R4883	NRSA63J-472X	MG RESISTOR	4.7kΩ 1/16W J		△ T901	QQS0097-001	SW TRANSF		
R4884	NRSA63J-472X	MG RESISTOR	4.7kΩ 1/16W J						
R4886	NRSA63J-562X	MG RESISTOR	5.6kΩ 1/16W J		CN401	QGF1036C1-10	CONNECTOR	FFC/FPC (1-10)	
R4891	NRSA63J-221X	MG RESISTOR	220Ω 1/16W J		CN402	QGF1036C1-08	CONNECTOR	FFC/FPC (1-8)	
R4892	NRSA63J-221X	MG RESISTOR	220Ω 1/16W J		CN403	QGF1036C1-28	CONNECTOR	FFC/FPC (1-28)	
△ R4921	QRZ9005-100X	FUSI RESISTOR	10Ω		CN404	QGD2504C1-05Z	CONNECTOR	(1-5)	

△ Symbol No.	Part No.	Part Name	Description	Local
CN405	QGD2504C1-05Z	CONNECTOR	(1-5)	
CN406	QGD2504C1-04Z	CONNECTOR	(1-4)	
CN407	QGD2504C1-05Z	CONNECTOR	(1-5)	
CN410	QGF1205C1-11	CONNECTOR	FFC/FPC (1-11)	
CN411	QGF1036C1-31	CONNECTOR	FFC/FPC (1-31)	
CN412	QGF1036C1-07	CONNECTOR	FFC/FPC (1-7)	
CN415	QGF1205C1-06	CONNECTOR	FFC/FPC (1-6)	
CN450	QGF1036C1-19	CONNECTOR	FFC/FPC (1-19)	
CN456	QGD2504C1-03Z	CONNECTOR	(1-3)	
CN457	QGD2504C1-03Z	CONNECTOR	(1-3)	
CN460	QGF1205C1-05	CONNECTOR	FFC/FPC (1-5)	
CN701	QGF1205F1-05	CONNECTOR	FFC/FPC (1-5)	
△ CP471	ICP-N5-T	IC PROTECTOR	250mA	
△ CP951	ICP-N10-T	IC PROTECTOR	400mA	
△ CP952	ICP-N5-T	IC PROTECTOR	250mA	
EP401	QNZ0136-001Z	EARTH PLATE		
EP402	QNZ0136-001Z	EARTH PLATE		
EP403	QNZ0136-001Z	EARTH PLATE		
EP901	QNZ0136-001Z	EARTH PLATE		
EP902	QNZ0136-001Z	EARTH PLATE		
FC901	QNG0003-001Z	FUSE CLIP		
FC902	QNG0003-001Z	FUSE CLIP		
FW901	QUM219-06DGZ4	PARA RIBON WIR		
FW902	QUM21A-06DGZ4	PARA RIBON WIR		
HS901	E70306-002	HEAT SINK		
J4401	QNN0570-001	PIN JACK		
J4402	QNN0572-001	PIN JACK		
J4891	QNS0089-001	3.5 JACK		
J6001	QNS0170-001	HEADPHONE JACK		
K902	QQR0621-001Z	COIL		
K4702	QQR0621-001Z	COIL		
K6001	NQR0007-002X	FERRITE BEADS		
K6002	NQR0007-002X	FERRITE BEADS		
K6003	NQR0007-002X	FERRITE BEADS		
K6004	NQR0007-002X	FERRITE BEADS		
△ P901	QNC0082-001	AC INLET		
PP401	QZW0112-001	WIRE CLAMP		
X4701	QAX0246-001Z	C RESONATOR	8.00MHZ	

Front board

Block No. [0][2][0][0]

△ Symbol No.	Part No.	Part Name	Description	Local
IC501	MN101C35DKW	IC(MPU)		
IC511	GP1UM271XK	IR DETECT UNIT	38kHz	
Q501	KRC102S-X	DIGI TRANSISTOR		
Q502	KRC102S-X	DIGI TRANSISTOR		
Q503	KRC102S-X	DIGI TRANSISTOR		
Q551	KRC102S-X	DIGI TRANSISTOR		
Q552	KRC111S-X	TRANSISTOR		
Q561	KRA102S-X	DIGI TRANSISTOR		
Q562	KRA102S-X	DIGI TRANSISTOR		
Q563	KRA102S-X	DIGI TRANSISTOR		
Q564	KRA102S-X	DIGI TRANSISTOR		
Q565	KRA102S-X	DIGI TRANSISTOR		
Q566	KRC110S-X	DIGI TRANSISTOR		
D511	SLR-343VC-T	LED		
D551	SELU2E10C-P	LED		
D561	SML310BAT/JKL-X	LED		
D562	SML310BAT/JKL-X	LED		
D563	SML310BAT/JKL-X	LED		
D564	SML310BAT/JKL-X	LED		
D565	SML310BAT/JKL-X	LED		
D566	MA111-X	SI DIODE		
D567	MA111-X	SI DIODE		
D568	MA111-X	SI DIODE		
C501	NCB31HK-471X	C CAPACITOR	470pF 50V K	
C502	NCB31HK-471X	C CAPACITOR	470pF 50V K	
C503	NCB31HK-103X	C CAPACITOR	0.01uF 50V K	
C504	NCB31HK-103X	C CAPACITOR	0.01uF 50V K	
C505	QEKCOJM-107Z	E CAPACITOR	100uF 6.3V M	
C506	NCB31HK-103X	C CAPACITOR	0.01uF 50V K	
C507	NCB31HK-103X	C CAPACITOR	0.01uF 50V K	

△ Symbol No.	Part No.	Part Name	Description	Local
C511	NCB21CK-105X	C CAPACITOR	1uF 16V K	
C541	NCB31HK-103X	C CAPACITOR	0.01uF 50V K	
C542	NCB31HK-103X	C CAPACITOR	0.01uF 50V K	
C551	NCB31HK-103X	C CAPACITOR	0.01uF 50V K	
R501	NRSA63J-102X	MG RESISTOR	1kΩ 1/16W J	
R502	NRSA63J-102X	MG RESISTOR	1kΩ 1/16W J	
R503	NRSA63J-102X	MG RESISTOR	1kΩ 1/16W J	
R504	NRSA63J-102X	MG RESISTOR	1kΩ 1/16W J	
R511	NRSA63J-221X	MG RESISTOR	220Ω 1/16W J	
R521	NRSA63J-332X	MG RESISTOR	3.3kΩ 1/16W J	
R522	NRSA63J-392X	MG RESISTOR	3.9kΩ 1/16W J	
R526	NRSA63J-332X	MG RESISTOR	3.3kΩ 1/16W J	
R527	NRSA63J-392X	MG RESISTOR	3.9kΩ 1/16W J	
R528	NRSA63J-682X	MG RESISTOR	6.8kΩ 1/16W J	
R531	NRSA63J-332X	MG RESISTOR	1kΩ 1/16W J	
R532	NRSA63J-392X	MG RESISTOR	3.9kΩ 1/16W J	
R533	NRSA63J-682X	MG RESISTOR	6.8kΩ 1/16W J	
R534	NRSA63J-153X	MG RESISTOR	15kΩ 1/16W J	
R536	NRSA63J-332X	MG RESISTOR	3.3kΩ 1/16W J	
R537	NRSA63J-392X	MG RESISTOR	3.9kΩ 1/16W J	
R538	NRSA63J-682X	MG RESISTOR	6.8kΩ 1/16W J	
R539	NRSA63J-153X	MG RESISTOR	15kΩ 1/16W J	
R541	NRSA63J-103X	MG RESISTOR	10kΩ 1/16W J	
R542	NRSA63J-103X	MG RESISTOR	10kΩ 1/16W J	
R551	NRSA63J-104X	MG RESISTOR	100kΩ 1/16W J	
R552	NRSA63J-221X	MG RESISTOR	220Ω 1/16W J	
R553	NRSA63J-331X	MG RESISTOR	330Ω 1/16W J	
R561	NRSA63J-121X	MG RESISTOR	120Ω 1/16W J	
R562	NRSA63J-121X	MG RESISTOR	120Ω 1/16W J	
R563	NRSA63J-121X	MG RESISTOR	120Ω 1/16W J	
R564	NRSA63J-121X	MG RESISTOR	120Ω 1/16W J	
R565	NRSA63J-121X	MG RESISTOR	120Ω 1/16W J	

BK501	LV43659-001A	FL HOLDER		
BK502	LV43659-001A	FL HOLDER		
CN501	QGF1016F2-19W	CONNECTOR	FFC/FPC (1-19)	
CN551	QGF1036C1-04	CONNECTOR	FFC/FPC (1-4)	
CN561	QGF1005F1-04	CONNECTOR	FFC/FPC (1-4)	
DI501	QLF0131-002	FL TUBE		
FW502	QUM214-08Z3Z3	PARA RIBON WIR		
FW521	QUM213-12DGZ4	PARA RIBON WIRE		
FW561	QUM213-16DGZ3	PARA RIBON WIRE		
JS541	QSW1059-001	JOG VOLUME		
S521	QSW0683-001Z	PUSH SW		
S522	QSW0683-001Z	PUSH SW		
S523	QSW0683-001Z	PUSH SW		
S526	QSW0683-001Z	PUSH SW		
S527	QSW0683-001Z	PUSH SW		
S528	QSW0683-001Z	PUSH SW		
S529	QSW0683-001Z	PUSH SW		
S531	QSW0683-001Z	PUSH SW		
S532	QSW0683-001Z	PUSH SW		
S533	QSW0683-001Z	PUSH SW		
S534	QSW0683-001Z	PUSH SW		
S535	QSW0683-001Z	PUSH SW		
S536	QSW0683-001Z	PUSH SW		
S537	QSW0683-001Z	PUSH SW		
S538	QSW0683-001Z	PUSH SW		
S539	QSW0683-001Z	PUSH SW		
S540	QSW0683-001Z	PUSH SW		
X501	NAX0623-001X	C RESONATOR		

Audio board

Block No. [0][3][0][0]

△ Symbol No.	Part No.	Part Name	Description	Local
IC151	CD4066BM-X	IC		
IC152	CD4066BM-X	IC		
IC153	BD3814FV-X	IC		
IC158	RC4580ID-X	IC		
IC159	RC4580ID-X	IC		
IC160	RC4580ID-X	IC		
IC509	GP1FA352RZ	OPT RECEIVER		
IC531	RC4580ID-X	IC		
IC581	RC4580ID-X	IC		

△ Symbol No.	Part No.	Part Name	Description	Local	△ Symbol No.	Part No.	Part Name	Description	Local
IC591	RC4580ID-X	IC			C2561	QETN1HM-105Z	E CAPACITOR	1uF 50V M	
Q1131	IMX9-W	TRANSISTOR			C2562	QETN1HM-105Z	E CAPACITOR	1uF 50V M	
Q1133	IMX9-W	TRANSISTOR			C2563	NCB31HK-271X	C CAPACITOR	270pF 50V K	
Q1135	IMX9-W	TRANSISTOR			C2564	NCB31HK-271X	C CAPACITOR	270pF 50V K	
Q1137	2SC3661-X	TRANSISTOR			C2575	NCB31HK-102X	C CAPACITOR	1000pF 50V K	
Q1251	KRA104S-X	DIGI TRANSISTOR			C2576	NCB31HK-102X	C CAPACITOR	1000pF 50V K	
Q1252	KRA104S-X	DIGI TRANSISTOR			C2577	QETN1HM-475Z	E CAPACITOR	4.7uF 50V M	
C1001	QETN1EM-107Z	E CAPACITOR	100uF 25V M		C2578	QETN1HM-475Z	E CAPACITOR	4.7uF 50V M	
C1002	QETN1EM-107Z	E CAPACITOR	100uF 25V M		C2581	QETN1HM-105Z	E CAPACITOR	1uF 50V M	
C1003	NCB31HK-103X	C CAPACITOR	0.01uF 50V K		C2582	QETN1HM-106Z	E CAPACITOR	10uF 50V M	
C1101	NCS31HJ-331X	C CAPACITOR	330pF 50V J		C2583	NCB31HK-271X	C CAPACITOR	270pF 50V K	
C1102	NCS31HJ-331X	C CAPACITOR	330pF 50V J		C2584	NCS31HJ-560X	C CAPACITOR	56pF 50V J	
C1103	NCB31CK-104X	C CAPACITOR	0.1uF 16V K		C2585	NCB31HK-102X	C CAPACITOR	1000pF 50V K	
C1120	NCB31CK-104X	C CAPACITOR	0.1uF 16V K		C2589	NCB31CK-104X	C CAPACITOR	0.1uF 16V K	
C1121	NCB31CK-104X	C CAPACITOR	0.1uF 16V K		C2590	NCB31CK-104X	C CAPACITOR	0.1uF 16V K	
C1122	NCB31CK-104X	C CAPACITOR	0.1uF 16V K		C2592	NCB31HK-472X	C CAPACITOR	4700pF 50V K	
C1123	NCB31CK-104X	C CAPACITOR	0.1uF 16V K		C2594	NCB31HK-223X	C CAPACITOR	0.022uF 50V K	
C1124	NCB31HK-472X	C CAPACITOR	4700pF 50V K		C2597	QETN1HM-475Z	E CAPACITOR	4.7uF 50V M	
C1125	NCB31HK-472X	C CAPACITOR	4700pF 50V K		C2599	NCB31CK-104X	C CAPACITOR	0.1uF 16V K	
C1141	QETN1EM-107Z	E CAPACITOR	100uF 25V M		C2600	NCB31CK-104X	C CAPACITOR	0.1uF 16V K	
C1142	QETN1EM-107Z	E CAPACITOR	100uF 25V M		C2603	QETN1HM-475Z	E CAPACITOR	4.7uF 50V M	
C1143	NCB31CK-104X	C CAPACITOR	0.1uF 16V K		C2604	QETN1HM-475Z	E CAPACITOR	4.7uF 50V M	
C1144	NCB31CK-104X	C CAPACITOR	0.1uF 16V K		C2605	NCS31HJ-560X	C CAPACITOR	56pF 50V J	
C1145	NCB31CK-104X	C CAPACITOR	0.1uF 16V K		R1101	NRSA63J-471X	MG RESISTOR	470Ω 1/16W J	
C1176	NCB31HK-103X	C CAPACITOR	0.01uF 50V K		R1102	NRSA63J-471X	MG RESISTOR	470Ω 1/16W J	
C1177	NCB31HK-103X	C CAPACITOR	0.01uF 50V K		R1103	NRSA63J-564X	MG RESISTOR	560kΩ 1/16W J	
C1178	NCB31HK-103X	C CAPACITOR	0.01uF 50V K		R1104	NRSA63J-564X	MG RESISTOR	560kΩ 1/16W J	
C1179	NCB31HK-103X	C CAPACITOR	0.01uF 50V K		R1106	NRSA63J-101X	MG RESISTOR	100Ω 1/16W J	
C1180	NCB31HK-103X	C CAPACITOR	0.01uF 50V K		R1107	NRSA63J-0R0X	MG RESISTOR	0Ω 1/16W J	
C1181	NCB31HK-103X	C CAPACITOR	0.01uF 50V K		R1108	NRSA63J-334X	MG RESISTOR	330kΩ 1/16W J	
C1183	QETN1HM-475Z	E CAPACITOR	4.7uF 50V M		R1109	NRSA63J-334X	MG RESISTOR	330kΩ 1/16W J	
C1201	QETN1CM-476Z	E CAPACITOR	47uF 16V M		R1110	NRSA63J-223X	MG RESISTOR	22kΩ 1/16W J	
C1202	QETN1CM-476Z	E CAPACITOR	47uF 16V M		R1120	NRSA63J-472X	MG RESISTOR	4.7kΩ 1/16W J	
C1203	QETN1CM-476Z	E CAPACITOR	47uF 16V M		R1121	NRSA63J-472X	MG RESISTOR	4.7kΩ 1/16W J	
C1204	QETN1CM-476Z	E CAPACITOR	47uF 16V M		R1122	NRSA63J-102X	MG RESISTOR	1kΩ 1/16W J	
C1205	QETN1HM-475Z	E CAPACITOR	4.7uF 50V M		R1123	NRSA63J-102X	MG RESISTOR	1kΩ 1/16W J	
C1206	QETN1HM-475Z	E CAPACITOR	4.7uF 50V M		R1124	NRSA63J-472X	MG RESISTOR	4.7kΩ 1/16W J	
C1207	QETN1HM-475Z	E CAPACITOR	4.7uF 50V M		R1131	NRSA63J-104X	MG RESISTOR	100kΩ 1/16W J	
C1208	QETN1HM-475Z	E CAPACITOR	4.7uF 50V M		R1132	NRSA63J-104X	MG RESISTOR	100kΩ 1/16W J	
C1209	QETN1HM-475Z	E CAPACITOR	4.7uF 50V M		R1133	NRSA63J-101X	MG RESISTOR	100Ω 1/16W J	
C1210	QETN1HM-475Z	E CAPACITOR	4.7uF 50V M		R1134	NRSA63J-101X	MG RESISTOR	100Ω 1/16W J	
C1211	QETN1HM-475Z	E CAPACITOR	4.7uF 50V M		R1135	NRSA63J-332X	MG RESISTOR	3.3kΩ 1/16W J	
C1212	QETN1HM-475Z	E CAPACITOR	4.7uF 50V M		R1136	NRSA63J-332X	MG RESISTOR	3.3kΩ 1/16W J	
C1213	QETN1HM-475Z	E CAPACITOR	4.7uF 50V M		R1137	NRSA63J-104X	MG RESISTOR	100kΩ 1/16W J	
C1214	QETN1HM-475Z	E CAPACITOR	4.7uF 50V M		R1138	NRSA63J-104X	MG RESISTOR	100kΩ 1/16W J	
C1215	QETN1HM-475Z	E CAPACITOR	4.7uF 50V M		R1139	NRSA63J-104X	MG RESISTOR	100kΩ 1/16W J	
C1216	QETN1HM-475Z	E CAPACITOR	4.7uF 50V M		R1140	NRSA63J-104X	MG RESISTOR	100kΩ 1/16W J	
C1217	QETN1HM-475Z	E CAPACITOR	4.7uF 50V M		R1141	NRSA63J-102X	MG RESISTOR	1kΩ 1/16W J	
C1218	QETN1HM-475Z	E CAPACITOR	4.7uF 50V M		R1142	NRSA63J-102X	MG RESISTOR	1kΩ 1/16W J	
C1221	NCS31HJ-470X	C CAPACITOR	47pF 50V J		R1143	NRSA63J-332X	MG RESISTOR	3.3kΩ 1/16W J	
C1222	NCS31HJ-470X	C CAPACITOR	47pF 50V J		R1144	NRSA63J-332X	MG RESISTOR	3.3kΩ 1/16W J	
C1223	NCS31HJ-470X	C CAPACITOR	47pF 50V J		R1145	NRSA63J-104X	MG RESISTOR	100kΩ 1/16W J	
C1224	NCS31HJ-470X	C CAPACITOR	47pF 50V J		R1146	NRSA63J-104X	MG RESISTOR	100kΩ 1/16W J	
C1225	NCS31HJ-471X	C CAPACITOR	470pF 50V J		R1147	NRSA63J-104X	MG RESISTOR	100kΩ 1/16W J	
C1226	NCS31HJ-470X	C CAPACITOR	47pF 50V J		R1148	NRSA63J-104X	MG RESISTOR	100kΩ 1/16W J	
C1227	NCB31CK-183X	C CAPACITOR	0.018uF 16V K		R1149	NRSA63J-471X	MG RESISTOR	470Ω 1/16W J	
C1228	NCB31CK-183X	C CAPACITOR	0.018uF 16V K		R1150	NRSA63J-102X	MG RESISTOR	1kΩ 1/16W J	
C1230	QETN1HM-475Z	E CAPACITOR	4.7uF 50V M		R1151	NRSA63J-472X	MG RESISTOR	4.7kΩ 1/16W J	
C1251	NCB31HK-103X	C CAPACITOR	0.01uF 50V K		R1152	NRSA63J-332X	MG RESISTOR	3.3kΩ 1/16W J	
C1252	NCB31HK-103X	C CAPACITOR	0.01uF 50V K		R1153	NRSA63J-471X	MG RESISTOR	470Ω 1/16W J	
C1253	NCB31HK-103X	C CAPACITOR	0.01uF 50V K		R1154	NRSA63J-472X	MG RESISTOR	4.7kΩ 1/16W J	
C1254	NCB31HK-103X	C CAPACITOR	0.01uF 50V K		R1155	NRSA63J-104X	MG RESISTOR	100kΩ 1/16W J	
C2503	QETN1HM-475Z	E CAPACITOR	4.7uF 50V M		R1156	NRSA63J-104X	MG RESISTOR	100kΩ 1/16W J	
C2504	QETN1HM-475Z	E CAPACITOR	4.7uF 50V M		R1157	NRSA63J-332X	MG RESISTOR	3.3kΩ 1/16W J	
C2525	NCB31HK-102X	C CAPACITOR	1000pF 50V K		R1158	NRSA63J-104X	MG RESISTOR	100kΩ 1/16W J	
C2526	NCB31HK-102X	C CAPACITOR	1000pF 50V K		R1161	NRSA63J-104X	MG RESISTOR	100kΩ 1/16W J	
C2527	NCB31HK-102X	C CAPACITOR	1000pF 50V K		R1162	NRSA63J-104X	MG RESISTOR	100kΩ 1/16W J	
C2528	NCB31HK-102X	C CAPACITOR	1000pF 50V K		R1163	NRSA63J-104X	MG RESISTOR	100kΩ 1/16W J	
C2531	NCB31HK-331X	C CAPACITOR	330pF 50V K		R1164	NRSA63J-104X	MG RESISTOR	100kΩ 1/16W J	
C2532	NCB31HK-331X	C CAPACITOR	330pF 50V K		R1165	NRSA63J-104X	MG RESISTOR	100kΩ 1/16W J	
C2533	QETN1CM-476Z	E CAPACITOR	47uF 16V M		R1166	NRSA63J-104X	MG RESISTOR	100kΩ 1/16W J	
C2534	QETN1CM-476Z	E CAPACITOR	47uF 16V M		R1167	NRSA63J-332X	MG RESISTOR	3.3kΩ 1/16W J	
C2539	NCB31CK-104X	C CAPACITOR	0.1uF 16V K		R1168	NRSA63J-332X	MG RESISTOR	3.3kΩ 1/16W J	
C2540	NCB31CK-104X	C CAPACITOR	0.1uF 16V K		R1169	NRSA63J-393X	MG RESISTOR	39kΩ 1/16W J	
C2541	QETN1HM-475Z	E CAPACITOR	4.7uF 50V M		R1170	NRSA63J-393X	MG RESISTOR	39kΩ 1/16W J	
C2542	QETN1HM-475Z	E CAPACITOR	4.7uF 50V M		R1171	NRSA63J-332X	MG RESISTOR	3.3kΩ 1/16W J	
					R1172	NRSA63J-332X	MG RESISTOR	3.3kΩ 1/16W J	

△ Symbol No.	Part No.	Part Name	Description	Local	△ Symbol No.	Part No.	Part Name	Description	Local
R1173	NRSA63J-473X	MG RESISTOR	47kΩ 1/16W J		Q1103	KTC3875/YG/-X	SI.TRANSISTOR		
R1174	NRSA63J-473X	MG RESISTOR	47kΩ 1/16W J		Q1201	KTA1504/YG/-X	SI.TRANSISTOR		
R1175	NRSA63J-432X	MG RESISTOR	4.3kΩ 1/16W J		Q1202	KTC3875/YG/-X	SI.TRANSISTOR		
R1176	NRSA63J-393X	MG RESISTOR	39kΩ 1/16W J		Q1203	KTC3875/YG/-X	SI.TRANSISTOR		
R1197	NRSA63J-474X	MG RESISTOR	470kΩ 1/16W J		Q1301	KTA1504/YG/-X	SI.TRANSISTOR		
R1201	NRSA63J-124X	MG RESISTOR	120kΩ 1/16W J		Q1302	KTC3875/YG/-X	SI.TRANSISTOR		
R1202	NRSA63J-124X	MG RESISTOR	120kΩ 1/16W J		Q1303	KTC3875/YG/-X	SI.TRANSISTOR		
R1251	NRSA63J-223X	MG RESISTOR	22kΩ 1/16W J		Q1401	KTA1504/YG/-X	SI.TRANSISTOR		
R1252	NRSA63J-223X	MG RESISTOR	22kΩ 1/16W J		Q1402	KTC3875/YG/-X	SI.TRANSISTOR		
R1253	NRSA63J-223X	MG RESISTOR	22kΩ 1/16W J		Q1403	KTC3875/YG/-X	SI.TRANSISTOR		
R1254	NRSA63J-223X	MG RESISTOR	22kΩ 1/16W J		Q1501	KTA1504/YG/-X	SI.TRANSISTOR		
R2525	NRSA63J-102X	MG RESISTOR	1kΩ 1/16W J		Q1502	KTC3875/YG/-X	SI.TRANSISTOR		
R2526	NRSA63J-102X	MG RESISTOR	1kΩ 1/16W J		Q1503	KTC3875/YG/-X	SI.TRANSISTOR		
R2531	NRSA63J-102X	MG RESISTOR	1kΩ 1/16W J		Q3701	UN2213-X	DIGI TRANSISTOR		
R2532	NRSA63J-102X	MG RESISTOR	1kΩ 1/16W J		Q3702	KTC3875/YG/-X	SI.TRANSISTOR		
R2533	NRSA63J-472X	MG RESISTOR	4.7kΩ 1/16W J		Q3703	KTA1504/YG/-X	SI.TRANSISTOR		
R2534	NRSA63J-472X	MG RESISTOR	4.7kΩ 1/16W J		Q3704	UN2211-X	TRANSISTOR		
R2537	NRSA63J-104X	MG RESISTOR	100kΩ 1/16W J		Q3705	KTC3875/YG/-X	SI.TRANSISTOR		
R2538	NRSA63J-104X	MG RESISTOR	100kΩ 1/16W J		Q3706	UN2113-X	TRANSISTOR		
R2539	NRSA63J-272X	MG RESISTOR	2.7kΩ 1/16W J		Q3707	UN2211-X	TRANSISTOR		
R2540	NRSA63J-272X	MG RESISTOR	2.7kΩ 1/16W J		Q3708	KTC3265/Y/-X	TRANSISTOR		
R2551	NRSA63J-104X	MG RESISTOR	100kΩ 1/16W J		Q3709	KTC3875/YG/-X	SI.TRANSISTOR		
R2552	NRSA63J-104X	MG RESISTOR	100kΩ 1/16W J		Q3710	UN221M-X	DIGI TRANSISTOR		
R2553	NRSA63J-102X	MG RESISTOR	1kΩ 1/16W J		Q3711	UN2211-X	TRANSISTOR		
R2554	NRSA63J-102X	MG RESISTOR	1kΩ 1/16W J		Q3712	KTC3875/YG/-X	SI.TRANSISTOR		
R2560	NRSA63J-472X	MG RESISTOR	4.7kΩ 1/16W J		Q3713	KTC3265/Y/-X	TRANSISTOR		
R2561	NRSA63J-273X	MG RESISTOR	27kΩ 1/16W J		Q3714	UN2213-X	DIGI TRANSISTOR		
R2562	NRSA63J-102X	MG RESISTOR	1kΩ 1/16W J		Q3715	KTC3875/YG/-X	SI.TRANSISTOR		
R2563	NRSA63J-103X	MG RESISTOR	10kΩ 1/16W J		Q3716	KTC2026/Y/	TRANSISTOR		
R2564	NRSA63J-103X	MG RESISTOR	10kΩ 1/16W J		Q3717	UN2111-X	TRANSISTOR		
R2565	NRSA63J-682X	MG RESISTOR	6.8kΩ 1/16W J		Q3718	UN2212-X	TRANSISTOR		
R2566	NRSA63J-682X	MG RESISTOR	6.8kΩ 1/16W J		Q3719	KTC3875/YG/-X	SI.TRANSISTOR		
R2567	NRSA63J-102X	MG RESISTOR	1kΩ 1/16W J		Q3720	KTC3875/YG/-X	SI.TRANSISTOR		
R2568	NRSA63J-102X	MG RESISTOR	1kΩ 1/16W J		Q3721	KTA1504/YG/-X	SI.TRANSISTOR		
R2581	NRSA63J-104X	MG RESISTOR	100kΩ 1/16W J		Q3722	KTC3875/YG/-X	SI.TRANSISTOR		
R2582	NRSA63J-104X	MG RESISTOR	100kΩ 1/16W J		Q3901	2SD2037/EF/-T	TRANSISTOR		
R2583	NRSA63J-103X	MG RESISTOR	10kΩ 1/16W J		Q3902	KTA1271/OY/-T	TRANSISTOR		
R2584	NRSA63J-333X	MG RESISTOR	33kΩ 1/16W J		Q3903	2SD2037/EF/-T	TRANSISTOR		
R2585	NRSA63J-682X	MG RESISTOR	6.8kΩ 1/16W J		D1001	MTZJ22A-T2	Z DIODE		
R2586	NRSA63J-123X	MG RESISTOR	12kΩ 1/16W J		D1003	MTZJ13C-T2	Z DIODE		
R2587	NRSA63J-102X	MG RESISTOR	1kΩ 1/16W J		D1004	MTZJ13C-T2	Z DIODE		
R2588	NRSA63J-102X	MG RESISTOR	1kΩ 1/16W J		D1005	GS1J-X	DIODE		
R2590	NRSA63J-333X	MG RESISTOR	33kΩ 1/16W J		D1006	6A10E2	SI DIODE		
R2592	NRSA63J-333X	MG RESISTOR	33kΩ 1/16W J		D1007	6A10E2	SI DIODE		
R2594	NRSA63J-333X	MG RESISTOR	33kΩ 1/16W J		D1101	1SS133-T2	DIODE		
R2596	NRSA63J-102X	MG RESISTOR	1kΩ 1/16W J		D1102	1SS133-T2	DIODE		
R2599	NRSA63J-102X	MG RESISTOR	1kΩ 1/16W J		D1103	1SS133-T2	DIODE		
CN441	QGF1036C1-31	CONNECTOR	FFC/FPC (1-31)		D1201	1SS133-T2	DIODE		
CN442	QGF1036C1-07	CONNECTOR	FFC/FPC (1-7)		D1202	1SS133-T2	DIODE		
EP101	QNZ0136-001Z	EARTH PLATE			D1203	1SS133-T2	DIODE		
J1101	QNN0598-001	PIN JACK			D1301	1SS133-T2	DIODE		
J1103	QND0118-001	DIN CONNECTOR			D1302	1SS133-T2	DIODE		
K1101	NQR0007-002X	FERRITE BEADS			D1303	1SS133-T2	DIODE		
					D1401	1SS133-T2	DIODE		
					D1402	1SS133-T2	DIODE		
					D1403	1SS133-T2	DIODE		
					D1501	1SS133-T2	DIODE		
					D1502	1SS133-T2	DIODE		
					D1503	1SS133-T2	DIODE		
					D1601	1SS133-T2	DIODE		
					D1602	1SS133-T2	DIODE		
					D3001	1SS133-T2	DIODE		
					D3002	1SS355-X	SI DIODE		
					D3003	1SS133-T2	DIODE		
					△ D3201	GBU803	BRIDGE DIODE		
					△ D3202	GBU803	BRIDGE DIODE		
					D3203	MA152WK-X	SI DIODE		
					D3501	1SS133-T2	DIODE		
					D3701	MA152WK-X	SI DIODE		
					D3702	1SS133-T2	DIODE		
					D3703	1SS133-T2	DIODE		
					D3704	1SS133-T2	DIODE		
					D3705	1SS133-T2	DIODE		
					D3706	1SS133-T2	DIODE		
					D3707	1SS133-T2	DIODE		
					D3708	1SS133-T2	DIODE		
					D3709	1SS133-T2	DIODE		

Main(Subwoofer) board

Block No. [0][4][0][0]

△ Symbol No.	Part No.	Part Name	Description	Local
△ IC101	STK413-430	IC		
△ IC102	STK412-430	POWER I.C		
IC103	HA17558AF-X	IC		
IC104	HA17558AF-X	IC		
IC105	HA17558AF-X	IC		
IC351	MN101C427NB	IC		
IC352	S-80840CNNB-W	IC		
Q1001	KTA1046/Y/	TRANSISTOR		
Q1002	KTC3875/YG/-X	SI.TRANSISTOR		
Q1003	UN221M-X	DIGI TRANSISTOR		
Q1007	UN2111-X	TRANSISTOR		
Q1101	KTA1504/YG/-X	SI.TRANSISTOR		
Q1102	KTC3875/YG/-X	SI.TRANSISTOR		

△ Symbol No.	Part No.	Part Name	Description	Local	△ Symbol No.	Part No.	Part Name	Description	Local
D3710	MA111-X	SI DIODE			C1213	QETN1HM-105Z	E CAPACITOR	1uF 50V M	
D3711	1SS133-T2	DIODE			C1214	QETN1HM-105Z	E CAPACITOR	1uF 50V M	
D3712	1SS133-T2	DIODE			C1215	QETN1HM-225Z	E CAPACITOR	2.2uF 50V M	
D3713	1SS133-T2	DIODE			C1301	NCB31HK-471X	C CAPACITOR	470pF 50V K	
D3714	1SS133-T2	DIODE			C1302	QTE1V06-106Z	E CAPACITOR	10uF 35V	
D3715	MTZJ6.8C-T2	Z DIODE			C1303	QTE1C28-107Z	E CAPACITOR	100uF 16V	
D3716	1SS133-T2	DIODE			C1304	NDC31HJ-101X	C CAPACITOR	100pF 50V J	
D3717	1SS133-T2	DIODE			C1305	NDC31HJ-3R0X	C CAPACITOR	3pF 50V J	
D3718	MTZJ5.6C-T2	Z DIODE			C1306	QFVJ1HJ-104Z	MF CAPACITOR	0.1uF 50V J	
D3719	1SS133-T2	DIODE			C1307	QFVJ1HJ-104Z	MF CAPACITOR	0.1uF 50V J	
D3720	MA152WA-X	DIODE			C1308	NCB31HK-221X	C CAPACITOR	220pF 50V K	
D3722	MTZJ11C-T2	Z DIODE			C1309	NCB31HK-221X	C CAPACITOR	220pF 50V K	
D3723	1SS133-T2	DIODE			C1310	QFVJ1HJ-104Z	MF CAPACITOR	0.1uF 50V J	
D3726	1SS133-T2	DIODE			C1311	QFVJ1HJ-104Z	MF CAPACITOR	0.1uF 50V J	
D3727	1SS133-T2	DIODE			C1312	NCB31HK-152X	C CAPACITOR	1500pF 50V K	
D3728	MTZJ5.1C-T2	Z DIODE			C1313	QETN1HM-105Z	E CAPACITOR	1uF 50V M	
D3731	1SS133-T2	DIODE			C1314	QETN1HM-105Z	E CAPACITOR	1uF 50V M	
D3732	1SS133-T2	DIODE			C1315	QETN1HM-225Z	E CAPACITOR	2.2uF 50V M	
D3733	1SS133-T2	DIODE			C1401	NCB31HK-471X	C CAPACITOR	470pF 50V K	
D3734	1SS133-T2	DIODE			C1402	QTE1V06-106Z	E CAPACITOR	10uF 35V	
D3735	1SS133-T2	DIODE			C1403	QTE1C28-107Z	E CAPACITOR	100uF 16V	
D3736	1SS133-T2	DIODE			C1404	NDC31HJ-101X	C CAPACITOR	100pF 50V J	
D3737	MA111-X	SI DIODE			C1405	NDC31HJ-3R0X	C CAPACITOR	3pF 50V J	
D3738	MA111-X	SI DIODE			C1406	QFVJ1HJ-104Z	MF CAPACITOR	0.1uF 50V J	
D3739	MA111-X	SI DIODE			C1407	QFVJ1HJ-104Z	MF CAPACITOR	0.1uF 50V J	
D3901	1SS133-T2	DIODE			C1408	NCB31HK-221X	C CAPACITOR	220pF 50V K	
D3902	MTZJ13C-T2	Z DIODE			C1409	NCB31HK-221X	C CAPACITOR	220pF 50V K	
D3903	1SS133-T2	DIODE			C1410	QFVJ1HJ-104Z	MF CAPACITOR	0.1uF 50V J	
D3904	MTZJ13C-T2	Z DIODE			C1411	QFVJ1HJ-104Z	MF CAPACITOR	0.1uF 50V J	
D3905	1SS133-T2	DIODE			C1412	NCB31HK-152X	C CAPACITOR	1500pF 50V K	
D3906	MTZJ6.2C-T2	Z DIODE			C1413	QETN1HM-105Z	E CAPACITOR	1uF 50V M	
D3907	MTZJ6.8C-T2	Z DIODE			C1414	QETN1HM-105Z	E CAPACITOR	1uF 50V M	
D3908	MTZJ6.8C-T2	Z DIODE			C1415	QETN1HM-225Z	E CAPACITOR	2.2uF 50V M	
D5001	SLR-342MC-T12	LED			C1501	NCB31HK-471X	C CAPACITOR	470pF 50V K	
C1001	QETN1HM-107Z	E CAPACITOR	100uF 50V M		C1502	QTE1V06-106Z	E CAPACITOR	10uF 35V	
C1002	QETN1HM-107Z	E CAPACITOR	100uF 50V M		C1503	QTE1C28-107Z	E CAPACITOR	100uF 16V	
C1003	QETN1HM-107Z	E CAPACITOR	100uF 50V M		C1504	NDC31HJ-101X	C CAPACITOR	100pF 50V J	
C1004	QETN1HM-107Z	E CAPACITOR	100uF 50V M		C1505	NDC31HJ-3R0X	C CAPACITOR	3pF 50V J	
C1005	QETN1HM-106Z	E CAPACITOR	10uF 50V M		C1506	QFVJ1HJ-104Z	MF CAPACITOR	0.1uF 50V J	
C1006	QETN1HM-107Z	E CAPACITOR	100uF 50V M		C1507	QFVJ1HJ-104Z	MF CAPACITOR	0.1uF 50V J	
C1008	QETN1HM-107Z	E CAPACITOR	100uF 50V M		C1508	NCB31HK-221X	C CAPACITOR	220pF 50V K	
C1009	NCF31HZ-103X	C CAPACITOR	0.01uF 50V Z		C1509	NCB31HK-221X	C CAPACITOR	220pF 50V K	
C1010	NCF31HZ-103X	C CAPACITOR	0.01uF 50V Z		C1510	QFVJ1HJ-104Z	MF CAPACITOR	0.1uF 50V J	
C1011	NCF31HZ-103X	C CAPACITOR	0.01uF 50V Z		C1511	QFVJ1HJ-104Z	MF CAPACITOR	0.1uF 50V J	
C1012	NCF31HZ-103X	C CAPACITOR	0.01uF 50V Z		C1512	NCB31HK-152X	C CAPACITOR	1500pF 50V K	
C1013	NCF31HZ-103X	C CAPACITOR	0.01uF 50V Z		C1513	QETN1HM-105Z	E CAPACITOR	1uF 50V M	
C1014	NCF31HZ-103X	C CAPACITOR	0.01uF 50V Z		C1514	QETN1HM-105Z	E CAPACITOR	1uF 50V M	
C1015	NCB21HK-104X	C CAPACITOR	0.1uF 50V K		C1515	QETN1HM-225Z	E CAPACITOR	2.2uF 50V M	
C1016	NCB21HK-104X	C CAPACITOR	0.1uF 50V K		C1601	NCB31HK-152X	C CAPACITOR	1500pF 50V K	
C1017	NCB21HK-104X	C CAPACITOR	0.1uF 50V K		C1602	QETN1HM-105Z	E CAPACITOR	1uF 50V M	
C1101	NCB31HK-471X	C CAPACITOR	470pF 50V K		C1603	QETN1HM-106Z	E CAPACITOR	10uF 50V M	
C1102	QTE1V06-106Z	E CAPACITOR	10uF 35V		△ C3101	QCZ9105-472	C CAPACITOR	4700pF 250V M	
C1103	QTE1C28-107Z	E CAPACITOR	100uF 16V		C3204	NCB21HK-104X	C CAPACITOR	0.1uF 50V K	
C1104	NDC31HJ-101X	C CAPACITOR	100pF 50V J		C3205	NCB21HK-104X	C CAPACITOR	0.1uF 50V K	
C1105	NDC31HJ-3R0X	C CAPACITOR	3pF 50V J		C3206	NCB21HK-104X	C CAPACITOR	0.1uF 50V K	
C1106	QFVJ1HJ-104Z	MF CAPACITOR	0.1uF 50V J		C3207	QEZ0677-688	C CAPACITOR	6800uF	
C1107	QFVJ1HJ-104Z	MF CAPACITOR	0.1uF 50V J		C3208	QEZ0677-688	C CAPACITOR	6800uF	
C1108	NCB31HK-221X	C CAPACITOR	220pF 50V K		C3209	NCB21HK-104X	C CAPACITOR	0.1uF 50V K	
C1109	NCB31HK-221X	C CAPACITOR	220pF 50V K		C3210	NCB21HK-104X	C CAPACITOR	0.1uF 50V K	
C1110	QFVJ1HJ-104Z	MF CAPACITOR	0.1uF 50V J		C3211	QEZ0678-688	E CAPACITER	6800uF	
C1111	QFVJ1HJ-104Z	MF CAPACITOR	0.1uF 50V J		C3212	QEZ0678-688	E CAPACITER	6800uF	
C1112	NCB31HK-152X	C CAPACITOR	1500pF 50V K		C3213	NCB21HK-104X	C CAPACITOR	0.1uF 50V K	
C1113	QETN1HM-105Z	E CAPACITOR	1uF 50V M		C3214	NCB21HK-104X	C CAPACITOR	0.1uF 50V K	
C1114	QETN1HM-105Z	E CAPACITOR	1uF 50V M		C3221	NCB21HK-104X	C CAPACITOR	0.1uF 50V K	
C1115	QETN1HM-225Z	E CAPACITOR	2.2uF 50V M		C3222	NCB21HK-104X	C CAPACITOR	0.1uF 50V K	
C1201	NCB31HK-471X	C CAPACITOR	470pF 50V K		C3223	NCB21HK-104X	C CAPACITOR	0.1uF 50V K	
C1202	QTE1V06-106Z	E CAPACITOR	10uF 35V		C3224	NCB21HK-104X	C CAPACITOR	0.1uF 50V K	
C1203	QTE1C28-107Z	E CAPACITOR	100uF 16V		C3225	NCB21HK-104X	C CAPACITOR	0.1uF 50V K	
C1204	NDC31HJ-101X	C CAPACITOR	100pF 50V J		C3226	NCB21HK-104X	C CAPACITOR	0.1uF 50V K	
C1205	NDC31HJ-3R0X	C CAPACITOR	3pF 50V J		C3501	NCB31CK-104X	C CAPACITOR	0.1uF 16V K	
C1206	QFVJ1HJ-104Z	MF CAPACITOR	0.1uF 50V J		C3502	QETN1CM-107Z	E CAPACITOR	100uF 16V M	
C1207	QFVJ1HJ-104Z	MF CAPACITOR	0.1uF 50V J		C3503	NCB31HK-102X	C CAPACITOR	1000pF 50V K	
C1208	NCB31HK-221X	C CAPACITOR	220pF 50V K		C3504	NCF31HZ-103X	C CAPACITOR	0.01uF 50V Z	
C1209	NCB31HK-221X	C CAPACITOR	220pF 50V K		C3505	NCF31HZ-103X	C CAPACITOR	0.01uF 50V Z	
C1210	QFVJ1HJ-104Z	MF CAPACITOR	0.1uF 50V J		C3506	QCB31HK-223Y	C CAPACITOR	0.022uF 50V K	
C1211	QFVJ1HJ-104Z	MF CAPACITOR	0.1uF 50V J		C3701	QETN1HM-475Z	E CAPACITOR	4.7uF 50V M	
C1212	NCB31HK-152X	C CAPACITOR	1500pF 50V K		C3702	QETN1HM-475Z	E CAPACITOR	4.7uF 50V M	
					C3703	NCF31HZ-103X	C CAPACITOR	0.01uF 50V Z	

△ Symbol No.	Part No.	Part Name	Description	Local	△ Symbol No.	Part No.	Part Name	Description	Local
C3704	QETN1HM-335Z	E CAPACITOR	3.3uF 50V M		R1217	NRSA63J-183X	MG RESISTOR	18kΩ 1/16W J	
C3705	QETN1CM-107Z	E CAPACITOR	100uF 16V M		R1218	NRSA63J-472X	MG RESISTOR	4.7kΩ 1/16W J	
C3706	QETN1EM-476Z	E CAPACITOR	47uF 25V M		R1219	NRSA63J-104X	MG RESISTOR	100kΩ 1/16W J	
C3707	QETN1CM-107Z	E CAPACITOR	100uF 16V M		R1220	NRSA63J-474X	MG RESISTOR	470kΩ 1/16W J	
C3708	QETN1HM-106Z	E CAPACITOR	10uF 50V M		R1221	NRSA63J-470X	MG RESISTOR	47Ω 1/16W J	
C3709	QETN1EM-476Z	E CAPACITOR	47uF 25V M		R1222	NRSA63J-334X	MG RESISTOR	330kΩ 1/16W J	
C3710	QETN1EM-107Z	E CAPACITOR	100uF 25V M		R1223	NRSA63J-103X	MG RESISTOR	10kΩ 1/16W J	
C3711	QFVJ1HJ-224Z	MF CAPACITOR	0.22uF 50V J		R1224	NRSA63J-101X	MG RESISTOR	100Ω 1/16W J	
C3712	NCB21HK-104X	C CAPACITOR	0.1uF 50V K		R1225	NRSA63J-103X	MG RESISTOR	10kΩ 1/16W J	
C3713	QCBB1HK-103Y	C CAPACITOR	0.01uF 50V K		R1226	NRSA63J-102X	MG RESISTOR	1kΩ 1/16W J	
C3901	QETN1EM-476Z	E CAPACITOR	47uF 25V M		R1227	NRSA63J-104X	MG RESISTOR	100kΩ 1/16W J	
C3902	QETN1EM-107Z	E CAPACITOR	100uF 25V M		R1228	NRSA63J-471X	MG RESISTOR	470Ω 1/16W J	
C3903	QETN1EM-476Z	E CAPACITOR	47uF 25V M		R1301	NRSA63J-103X	MG RESISTOR	10kΩ 1/16W J	
C3904	QETN1EM-107Z	E CAPACITOR	100uF 25V M		R1302	NRSA63J-222X	MG RESISTOR	2.2kΩ 1/16W J	
C3905	QETN1CM-476Z	E CAPACITOR	47uF 16V M		R1303	NRSA63J-471X	MG RESISTOR	470Ω 1/16W J	
C3906	QETN1CM-107Z	E CAPACITOR	100uF 16V M		R1304	NRSA63J-222X	MG RESISTOR	2.2kΩ 1/16W J	
C3907	QETN1CM-107Z	E CAPACITOR	100uF 16V M		R1305	NRSA63J-563X	MG RESISTOR	56kΩ 1/16W J	
C3908	QETN1CM-107Z	E CAPACITOR	100uF 16V M		R1306	NRSA63J-471X	MG RESISTOR	470Ω 1/16W J	
△ R1001	QRZ9005-220X	FUSI RESISTOR	22Ω		R1307	NRSA63J-563X	MG RESISTOR	56kΩ 1/16W J	
R1002	QRE141J-472Y	C RESISTOR	4.7kΩ 1/4W J		R1308	QRZ0224-R22	EMIT RESISTOR	0.22Ω	
R1003	QRE141J-472Y	C RESISTOR	4.7kΩ 1/4W J		R1309	QRK126J-4R7X	UNF C RESISTOR	4.7Ω 1/2W J	
△ R1004	QRZ9006-4R7X	F.RESISTOR	4.7Ω 1/4W J		R1310	QRJ146J-100X	UNF C RESISTOR	10Ω 1/4W J	
△ R1005	QRZ9005-220X	FUSI RESISTOR	22Ω		R1311	NRSA63J-102X	MG RESISTOR	1kΩ 1/16W J	
△ R1008	QRZ9006-4R7X	F.RESISTOR	4.7Ω 1/4W J		R1312	NRSA63J-153X	MG RESISTOR	15kΩ 1/16W J	
△ R1009	QRZ9006-4R7X	F.RESISTOR	4.7Ω 1/4W J		R1313	NRSA63J-473X	MG RESISTOR	47kΩ 1/16W J	
R1010	QRK126J-222X	UNF C RESISTOR	2.2kΩ 1/2W J		R1314	QRJ146J-100X	UNF C RESISTOR	10Ω 1/4W J	
△ R1011	QRZ9006-4R7X	F.RESISTOR	4.7Ω 1/4W J		R1315	NRSA63J-104X	MG RESISTOR	100kΩ 1/16W J	
R1012	QRK126J-222X	UNF C RESISTOR	2.2kΩ 1/2W J		R1316	NRSA63J-153X	MG RESISTOR	15kΩ 1/16W J	
△ R1013	QRZ9005-100X	FUSI RESISTOR	10Ω		R1317	NRSA63J-183X	MG RESISTOR	18kΩ 1/16W J	
R1014	NRSA63J-333X	MG RESISTOR	33kΩ 1/16W J		R1318	NRSA63J-472X	MG RESISTOR	4.7kΩ 1/16W J	
R1015	NRSA63J-333X	MG RESISTOR	33kΩ 1/16W J		R1319	NRSA63J-104X	MG RESISTOR	100kΩ 1/16W J	
R1016	NRSA63J-822X	MG RESISTOR	8.2kΩ 1/16W J		R1320	NRSA63J-474X	MG RESISTOR	470kΩ 1/16W J	
R1017	NRSA63J-563X	MG RESISTOR	56kΩ 1/16W J		R1321	NRSA63J-470X	MG RESISTOR	47Ω 1/16W J	
R1101	NRSA63J-103X	MG RESISTOR	10kΩ 1/16W J		R1322	NRSA63J-334X	MG RESISTOR	330kΩ 1/16W J	
R1102	NRSA63J-222X	MG RESISTOR	2.2kΩ 1/16W J		R1323	NRSA63J-103X	MG RESISTOR	10kΩ 1/16W J	
R1103	NRSA63J-471X	MG RESISTOR	470Ω 1/16W J		R1324	NRSA63J-101X	MG RESISTOR	100Ω 1/16W J	
R1104	NRSA63J-222X	MG RESISTOR	2.2kΩ 1/16W J		R1325	NRSA63J-103X	MG RESISTOR	10kΩ 1/16W J	
R1105	NRSA63J-563X	MG RESISTOR	56kΩ 1/16W J		R1326	NRSA63J-102X	MG RESISTOR	1kΩ 1/16W J	
R1106	NRSA63J-471X	MG RESISTOR	470Ω 1/16W J		R1327	NRSA63J-104X	MG RESISTOR	100kΩ 1/16W J	
R1107	NRSA63J-563X	MG RESISTOR	56kΩ 1/16W J		R1328	NRSA63J-471X	MG RESISTOR	470Ω 1/16W J	
R1108	QRZ0224-R22	EMIT RESISTOR	0.22Ω		R1401	NRSA63J-103X	MG RESISTOR	10kΩ 1/16W J	
R1109	QRK126J-4R7X	UNF C RESISTOR	4.7Ω 1/2W J		R1402	NRSA63J-222X	MG RESISTOR	2.2kΩ 1/16W J	
R1110	QRJ146J-100X	UNF C RESISTOR	10Ω 1/4W J		R1403	NRSA63J-471X	MG RESISTOR	470Ω 1/16W J	
R1111	NRSA63J-102X	MG RESISTOR	1kΩ 1/16W J		R1404	NRSA63J-222X	MG RESISTOR	2.2kΩ 1/16W J	
R1112	NRSA63J-153X	MG RESISTOR	15kΩ 1/16W J		R1405	NRSA63J-563X	MG RESISTOR	56kΩ 1/16W J	
R1113	NRSA63J-473X	MG RESISTOR	47kΩ 1/16W J		R1406	NRSA63J-471X	MG RESISTOR	470Ω 1/16W J	
R1114	QRJ146J-100X	UNF C RESISTOR	10Ω 1/4W J		R1407	NRSA63J-563X	MG RESISTOR	56kΩ 1/16W J	
R1115	NRSA63J-104X	MG RESISTOR	100kΩ 1/16W J		R1408	QRZ0224-R22	EMIT RESISTOR	0.22Ω	
R1116	NRSA63J-153X	MG RESISTOR	15kΩ 1/16W J		R1409	QRK126J-4R7X	UNF C RESISTOR	4.7Ω 1/2W J	
R1117	NRSA63J-183X	MG RESISTOR	18kΩ 1/16W J		R1410	QRJ146J-100X	UNF C RESISTOR	10Ω 1/4W J	
R1118	NRSA63J-472X	MG RESISTOR	4.7kΩ 1/16W J		R1411	NRSA63J-102X	MG RESISTOR	1kΩ 1/16W J	
R1119	NRSA63J-104X	MG RESISTOR	100kΩ 1/16W J		R1412	NRSA63J-153X	MG RESISTOR	15kΩ 1/16W J	
R1120	NRSA63J-474X	MG RESISTOR	470kΩ 1/16W J		R1413	NRSA63J-473X	MG RESISTOR	47kΩ 1/16W J	
R1121	NRSA63J-470X	MG RESISTOR	47Ω 1/16W J		R1414	QRJ146J-100X	UNF C RESISTOR	10Ω 1/4W J	
R1122	NRSA63J-334X	MG RESISTOR	330kΩ 1/16W J		R1415	NRSA63J-104X	MG RESISTOR	100kΩ 1/16W J	
R1123	NRSA63J-103X	MG RESISTOR	10kΩ 1/16W J		R1416	NRSA63J-153X	MG RESISTOR	15kΩ 1/16W J	
R1124	NRSA63J-101X	MG RESISTOR	100Ω 1/16W J		R1417	NRSA63J-183X	MG RESISTOR	18kΩ 1/16W J	
R1125	NRSA63J-103X	MG RESISTOR	10kΩ 1/16W J		R1418	NRSA63J-472X	MG RESISTOR	4.7kΩ 1/16W J	
R1126	NRSA63J-102X	MG RESISTOR	1kΩ 1/16W J		R1419	NRSA63J-104X	MG RESISTOR	100kΩ 1/16W J	
R1127	NRSA63J-104X	MG RESISTOR	100kΩ 1/16W J		R1420	NRSA63J-474X	MG RESISTOR	470kΩ 1/16W J	
R1128	NRSA63J-471X	MG RESISTOR	470Ω 1/16W J		R1421	NRSA63J-470X	MG RESISTOR	47Ω 1/16W J	
R1201	NRSA63J-103X	MG RESISTOR	10kΩ 1/16W J		R1422	NRSA63J-334X	MG RESISTOR	330kΩ 1/16W J	
R1202	NRSA63J-222X	MG RESISTOR	2.2kΩ 1/16W J		R1423	NRSA63J-103X	MG RESISTOR	10kΩ 1/16W J	
R1203	NRSA63J-471X	MG RESISTOR	470Ω 1/16W J		R1424	NRSA63J-101X	MG RESISTOR	100Ω 1/16W J	
R1204	NRSA63J-222X	MG RESISTOR	2.2kΩ 1/16W J		R1425	NRSA63J-103X	MG RESISTOR	10kΩ 1/16W J	
R1205	NRSA63J-563X	MG RESISTOR	56kΩ 1/16W J		R1426	NRSA63J-102X	MG RESISTOR	1kΩ 1/16W J	
R1206	NRSA63J-471X	MG RESISTOR	470Ω 1/16W J		R1427	NRSA63J-104X	MG RESISTOR	100kΩ 1/16W J	
R1207	NRSA63J-563X	MG RESISTOR	56kΩ 1/16W J		R1428	NRSA63J-471X	MG RESISTOR	470Ω 1/16W J	
R1208	QRZ0224-R22	EMIT RESISTOR	0.22Ω		R1501	NRSA63J-103X	MG RESISTOR	10kΩ 1/16W J	
R1209	QRK126J-4R7X	UNF C RESISTOR	4.7Ω 1/2W J		R1502	NRSA63J-222X	MG RESISTOR	2.2kΩ 1/16W J	
R1210	QRJ146J-100X	UNF C RESISTOR	10Ω 1/4W J		R1503	NRSA63J-471X	MG RESISTOR	470Ω 1/16W J	
R1211	NRSA63J-102X	MG RESISTOR	1kΩ 1/16W J		R1504	NRSA63J-222X	MG RESISTOR	2.2kΩ 1/16W J	
R1212	NRSA63J-153X	MG RESISTOR	15kΩ 1/16W J		R1505	NRSA63J-563X	MG RESISTOR	56kΩ 1/16W J	
R1213	NRSA63J-473X	MG RESISTOR	47kΩ 1/16W J		R1506	NRSA63J-471X	MG RESISTOR	470Ω 1/16W J	
R1214	QRJ146J-100X	UNF C RESISTOR	10Ω 1/4W J		R1507	NRSA63J-563X	MG RESISTOR	56kΩ 1/16W J	
R1215	NRSA63J-104X	MG RESISTOR	100kΩ 1/16W J		R1508	QRZ0224-R22	EMIT RESISTOR	0.22Ω	
R1216	NRSA63J-153X	MG RESISTOR	15kΩ 1/16W J		R1509	QRK126J-4R7X	UNF C RESISTOR	4.7Ω 1/2W J	
					R1510	QRJ146J-100X	UNF C RESISTOR	10Ω 1/4W J	

△ Symbol No.	Part No.	Part Name	Description	Local	△ Symbol No.	Part No.	Part Name	Description	Local
R1511	NRSA63J-102X	MG RESISTOR	1kΩ 1/16W J		R3724	NRSA63J-472X	MG RESISTOR	4.7kΩ 1/16W J	
R1512	NRSA63J-153X	MG RESISTOR	15kΩ 1/16W J		R3725	NRSA63J-223X	MG RESISTOR	22kΩ 1/16W J	
R1513	NRSA63J-473X	MG RESISTOR	47kΩ 1/16W J		R3726	NRSA63J-472X	MG RESISTOR	4.7kΩ 1/16W J	
R1514	QRJ146J-100X	UNF C RESISTOR	10Ω 1/4W J		R3727	NRSA63J-103X	MG RESISTOR	10kΩ 1/16W J	
R1515	NRSA63J-104X	MG RESISTOR	100kΩ 1/16W J		R3728	NRSA63J-472X	MG RESISTOR	4.7kΩ 1/16W J	
R1516	NRSA63J-153X	MG RESISTOR	15kΩ 1/16W J		R3729	NRSA63J-1R0X	MG RESISTOR	1Ω 1/16W J	
R1517	NRSA63J-183X	MG RESISTOR	18kΩ 1/16W J		R3730	NRSA63J-473X	MG RESISTOR	47kΩ 1/16W J	
R1518	NRSA63J-472X	MG RESISTOR	4.7kΩ 1/16W J		R3731	NRSA63J-101X	MG RESISTOR	100Ω 1/16W J	
R1519	NRSA63J-104X	MG RESISTOR	100kΩ 1/16W J		△ R3732	QRL01DJ-180X	OMF RESISTOR	18Ω 1W J	
R1520	NRSA63J-474X	MG RESISTOR	470kΩ 1/16W J		R3733	NRSA63J-103X	MG RESISTOR	10kΩ 1/16W J	
R1521	NRSA63J-470X	MG RESISTOR	47Ω 1/16W J		R3734	QRE141J-221Y	C RESISTOR	220Ω 1/4W J	
R1522	NRSA63J-334X	MG RESISTOR	330kΩ 1/16W J		△ R3735	QRK126J-220X	UNF C RESISTOR	22Ω 1/2W J	
R1523	NRSA63J-103X	MG RESISTOR	10kΩ 1/16W J		R3736	QRE141J-102Y	C RESISTOR	1kΩ 1/4W J	
R1524	NRSA63J-101X	MG RESISTOR	100Ω 1/16W J		R3737	NRSA63J-104X	MG RESISTOR	100kΩ 1/16W J	
R1525	NRSA63J-103X	MG RESISTOR	10kΩ 1/16W J		R3738	NRSA63J-103X	MG RESISTOR	10kΩ 1/16W J	
R1526	NRSA63J-102X	MG RESISTOR	1kΩ 1/16W J		R3740	NRSA63J-103X	MG RESISTOR	10kΩ 1/16W J	
R1527	NRSA63J-104X	MG RESISTOR	100kΩ 1/16W J		R3741	NRSA63J-103X	MG RESISTOR	10kΩ 1/16W J	
R1528	NRSA63J-471X	MG RESISTOR	470Ω 1/16W J		R3742	NRSA63J-104X	MG RESISTOR	100kΩ 1/16W J	
R1601	NRSA63J-153X	MG RESISTOR	15kΩ 1/16W J		R3743	NRSA63J-104X	MG RESISTOR	100kΩ 1/16W J	
R1602	NRSA63J-183X	MG RESISTOR	18kΩ 1/16W J		R3745	NRSA63J-822X	MG RESISTOR	8.2kΩ 1/16W J	
R1603	NRSA63J-472X	MG RESISTOR	4.7kΩ 1/16W J		R3746	NRSA63J-392X	MG RESISTOR	3.9kΩ 1/16W J	
R1604	NRSA63J-104X	MG RESISTOR	100kΩ 1/16W J		R3747	NRSA63J-222X	MG RESISTOR	2.2kΩ 1/16W J	
R1605	NRSA63J-154X	MG RESISTOR	150kΩ 1/16W J		R3748	NRSA63J-223X	MG RESISTOR	22kΩ 1/16W J	
R1606	NRSA63J-101X	MG RESISTOR	100Ω 1/16W J		R3749	NRSA63J-183X	MG RESISTOR	18kΩ 1/16W J	
R1607	NRSA63J-104X	MG RESISTOR	100kΩ 1/16W J		R3750	NRSA63J-472X	MG RESISTOR	4.7kΩ 1/16W J	
R1608	NRSA63J-471X	MG RESISTOR	470Ω 1/16W J		R3751	NRSA63J-682X	MG RESISTOR	6.8kΩ 1/16W J	
R1609	NRSA63J-153X	MG RESISTOR	15kΩ 1/16W J		R3752	NRSA63J-123X	MG RESISTOR	12kΩ 1/16W J	
△ R3001	QRL027J-330	OMF RESISTOR	33Ω 2W J		R3753	NRSA63J-103X	MG RESISTOR	10kΩ 1/16W J	
R3002	QRK126J-151X	UNF C RESISTOR	150Ω 1/2W J		△ R3901	QRZ9005-100X	FUSI RESISTOR	10Ω	
R3004	NRSA02J-151X	MG RESISTOR	150Ω 1/10W J		R3902	QRJ146J-102X	UNF C RESISTOR	1kΩ 1/4W J	
R3005	NRSA63J-153X	MG RESISTOR	15kΩ 1/16W J		△ R3903	QRZ9005-100X	FUSI RESISTOR	10Ω	
△ R3006	QRL027J-680	OMF RESISTOR	68Ω 2W J		R3904	QRJ146J-102X	UNF C RESISTOR	1kΩ 1/4W J	
△ R3007	QRL01DJ-150X	OMF RESISTOR	15Ω 1W J		△ R3905	QRZ9005-100X	FUSI RESISTOR	10Ω	
R3201	NRSA63J-222X	MG RESISTOR	2.2kΩ 1/16W J		R3906	QRJ146J-102X	UNF C RESISTOR	1kΩ 1/4W J	
R3202	NRSA63J-222X	MG RESISTOR	2.2kΩ 1/16W J		R3907	QRJ146J-221X	UNF C RESISTOR	220Ω 1/4W J	
R3501	NRSA63J-223X	MG RESISTOR	22kΩ 1/16W J		R3908	QRJ146J-221X	UNF C RESISTOR	220Ω 1/4W J	
R3502	NRSA63J-223X	MG RESISTOR	22kΩ 1/16W J		R3909	QRE141J-104Y	C RESISTOR	100kΩ 1/4W J	
R3503	NRSA63J-223X	MG RESISTOR	22kΩ 1/16W J		L1101	QQLZ038-R45	COIL	0.45uH	
R3504	NRSA63J-103X	MG RESISTOR	10kΩ 1/16W J		L1102	QQLZ038-R45	COIL	0.45uH	
R3505	NRSA63J-223X	MG RESISTOR	22kΩ 1/16W J		L1201	QQLZ038-R45	COIL	0.45uH	
R3506	NRSA63J-223X	MG RESISTOR	22kΩ 1/16W J		L1202	QQLZ038-R45	COIL	0.45uH	
R3507	NRSA63J-223X	MG RESISTOR	22kΩ 1/16W J		L1301	QQLZ038-R45	COIL	0.45uH	
R3508	NRSA63J-471X	MG RESISTOR	470Ω 1/16W J		L1302	QQLZ038-R45	COIL	0.45uH	
R3509	NRSA63J-223X	MG RESISTOR	22kΩ 1/16W J		L1401	QQLZ038-R45	COIL	0.45uH	
R3512	NRSA63J-223X	MG RESISTOR	22kΩ 1/16W J		L1402	QQLZ038-R45	COIL	0.45uH	
R3513	NRSA63J-223X	MG RESISTOR	22kΩ 1/16W J		L1501	QQLZ038-R45	COIL	0.45uH	
R3514	NRSA63J-103X	MG RESISTOR	10kΩ 1/16W J		L1502	QQLZ038-R45	COIL	0.45uH	
R3515	NRSA63J-223X	MG RESISTOR	22kΩ 1/16W J		CN121	QGB2510J1-12	CONNECTOR	B-B (1-12)	
R3516	NRSA63J-103X	MG RESISTOR	10kΩ 1/16W J		CN122	QGB2510J1-09	CONNECTOR	B-B (1-9)	
R3517	NRSA63J-472X	MG RESISTOR	4.7kΩ 1/16W J		CN131	QGB2510J1-18	CONNECTOR	B-B (1-18)	
R3518	NRSA63J-223X	MG RESISTOR	22kΩ 1/16W J		CN132	QGB2510J1-10	CONNECTOR	B-B (1-10)	
R3519	NRSA63J-223X	MG RESISTOR	22kΩ 1/16W J		CN133	QGB1214J1-18S	CONNECTOR	B-B (1-18)	
R3520	NRSA63J-223X	MG RESISTOR	22kΩ 1/16W J		CN301	QGB2510K2-18	CONNECTOR	B-B (1-18)	
R3523	NRSA63J-223X	MG RESISTOR	22kΩ 1/16W J		CN302	QGB2510K2-10	CONNECTOR	B-B (1-10)	
R3525	NRSA63J-223X	MG RESISTOR	22kΩ 1/16W J		CN303	QGB1214K1-18S	CONNECTOR	B-B (1-18)	
R3526	NRSA63J-223X	MG RESISTOR	22kΩ 1/16W J		△ CN311	QGA7901C1-02	CONNECTOR	W-B (1-2)	
R3527	NRSA63J-103X	MG RESISTOR	10kΩ 1/16W J		△ CN312	QGA7901C1-02	CONNECTOR	W-B (1-2)	
R3528	NRSA63J-223X	MG RESISTOR	22kΩ 1/16W J		CN321	QGA3901C1-05	CONNECTOR	W-B (1-5)	
R3701	NRSA63J-103X	MG RESISTOR	10kΩ 1/16W J		CN501	QGA2501F1-02	CONNECTOR	W-B (1-2)	
R3702	NRSA63J-223X	MG RESISTOR	22kΩ 1/16W J		EP101	QNZ0136-001Z	EARTH PLATE		
R3703	NRSA63J-223X	MG RESISTOR	22kΩ 1/16W J		EP301	QNZ0136-001Z	EARTH PLATE		
R3704	NRSA63J-393X	MG RESISTOR	39kΩ 1/16W J		FC311	QNG0003-001Z	FUSE CLIP		
R3705	NRSA63J-223X	MG RESISTOR	22kΩ 1/16W J		FC312	QNG0003-001Z	FUSE CLIP		
R3706	NRSA63J-183X	MG RESISTOR	18kΩ 1/16W J		FC321	QNG0003-001Z	FUSE CLIP		
R3707	NRSA63J-223X	MG RESISTOR	22kΩ 1/16W J		FC322	QNG0003-001Z	FUSE CLIP		
R3708	NRSA63J-822X	MG RESISTOR	8.2kΩ 1/16W J		FC323	QNG0003-001Z	FUSE CLIP		
R3709	NRSA63J-104X	MG RESISTOR	100kΩ 1/16W J		FC324	QNG0003-001Z	FUSE CLIP		
R3710	NRSA63J-102X	MG RESISTOR	1kΩ 1/16W J		HS301	QZW0138-001	HEAT SINK		
R3711	NRSA63J-223X	MG RESISTOR	22kΩ 1/16W J		HS302	QZW0138-001	HEAT SINK		
R3713	NRSA63J-153X	MG RESISTOR	15kΩ 1/16W J		J1001	QND0118-001	DIN CONNECTOR		
R3715	NRSA63J-103X	MG RESISTOR	10kΩ 1/16W J		J1002	QNB0192-001	SPEAKER TERMINA		
R3716	NRSA63J-472X	MG RESISTOR	4.7kΩ 1/16W J		RY101	QSK0127-001	RELAY		
R3717	NRSA63J-102X	MG RESISTOR	1kΩ 1/16W J		RY102	QSK0142-001	RELAY		
R3718	NRSA63J-102X	MG RESISTOR	1kΩ 1/16W J		RY103	QSK0127-001	RELAY		
R3720	NRSA63J-102X	MG RESISTOR	1kΩ 1/16W J		△ RY311	QSK0098-001	RELAY		
R3721	NRSA63J-104X	MG RESISTOR	100kΩ 1/16W J		△ RY321	QSK0098-001	RELAY		
R3722	NRSA63J-472X	MG RESISTOR	4.7kΩ 1/16W J						
R3723	NRSA63J-103X	MG RESISTOR	10kΩ 1/16W J						

△ Symbol No.	Part No.	Part Name	Description	Local
△ RY322	QSK0098-001	RELAY		
TH101	QAD0146-103	N THERMISTOR	10kΩ	
WC131	QZW0112-001	WIRE CLAMP		
WC132	QZW0112-001	WIRE CLAMP		
X3501	QAX0246-001Z	C RESONATOR	8.00MHz	

△ Symbol No.	Part No.	Part Name	Description	Local
Q2908	KTA1504/YG/-X	SI.TRANSISTOR		
D2001	1SS133-T2	DIODE		
D2002	MA111-X	SI DIODE		
D2101	MA111-X	SI DIODE		
D2102	MA111-X	SI DIODE		
D2103	MA111-X	SI DIODE		
D2104	1SS244-T2	SI DIODE		
D2105	MA111-X	SI DIODE		
D2106	MA111-X	SI DIODE		
D2107	1SS244-T2	SI DIODE		
D2108	MA111-X	SI DIODE		
D2109	MA111-X	SI DIODE		
D2110	MA111-X	SI DIODE		
D2111	MA111-X	SI DIODE		
D2112	1SS244-T2	SI DIODE		
D2201	MA111-X	SI DIODE		
D2202	MA111-X	SI DIODE		
D2203	1SS244-T2	SI DIODE		
D2204	MA111-X	SI DIODE		
D2205	MA111-X	SI DIODE		
D2206	1SS244-T2	SI DIODE		
D2207	MA111-X	SI DIODE		
D2208	MA111-X	SI DIODE		
D2209	MA111-X	SI DIODE		
D2210	MA111-X	SI DIODE		
D2211	1SS244-T2	SI DIODE		
D2701	MA111-X	SI DIODE		
D2702	MA111-X	SI DIODE		
D2703	UDZS5.1B-X	Z DIODE		
D2704	UDZS4.7B-X	Z DIODE		
D2901	UDZS6.2B-X	Z DIODE		
D2902	ERA18-04-T1	FR DIODE		
D2903	UDZS16B-X	Z DIODE		
D2904	UDZS6.2B-X	Z DIODE		
D2905	UDZS10B-X	Z DIODE		
D2906	MA111-X	SI DIODE		
D2907	MA111-X	SI DIODE		

Subwoofer amp. board

Block No. [0][5][0][0]

△ Symbol No.	Part No.	Part Name	Description	Local
IC201	NJM4580M-X	IC		
IC202	NJM2115V-W	IC		
IC203	NJU7109F3-X	IC		
IC204	MM74HC00SJ-X	IC		
IC205	MM74HCU04SJ-X	IC		
IC211	MM74HC00SJ-X	IC		
IC221	MM74HC00SJ-X	IC		
IC271	HA17558AF-X	IC		
IC291	NJM78L05A-T	IC		
Q2001	UN2110-X	DIGI TRANSISTOR		
Q2002	KTC3875/YG/-X	SI.TRANSISTOR		
Q2003	KTA1268/GL/-T	TRANSISTOR		
Q2004	KTA1504/YG/-X	SI.TRANSISTOR		
Q2005	UN221M-X	DIGI TRANSISTOR		
Q2006	UN221M-X	DIGI TRANSISTOR		
Q2007	KTC3875/YG/-X	SI.TRANSISTOR		
Q2101	2SC2713/L/-X	TRANSISTOR		
Q2102	2SA1162/G/-X	TRANSISTOR		
Q2103	2SC1815/G/-T	TRANSISTOR		
Q2104	2SA1015/G/-T	TRANSISTOR		
Q2105	2SC1815/G/-T	TRANSISTOR		
Q2106	2SA1015/G/-T	TRANSISTOR		
Q2107	2SC2712/G/-X	TRANSISTOR		
Q2108	2SC1815/G/-T	TRANSISTOR		
Q2109	2SA1015/G/-T	TRANSISTOR		
Q2110	2SC1815/G/-T	TRANSISTOR		
Q2111	2SA1015/G/-T	TRANSISTOR		
Q2112	2SK3603-01MR	POWER MOS FET		
Q2113	2SK3603-01MR	POWER MOS FET		
Q2114	2SA1514K/RS/-X	TRANSISTOR		
Q2115	2SA1514K/RS/-X	TRANSISTOR		
Q2201	2SC2713/L/-X	TRANSISTOR		
Q2202	2SA1162/G/-X	TRANSISTOR		
Q2203	2SC1815/G/-T	TRANSISTOR		
Q2204	2SA1015/G/-T	TRANSISTOR		
Q2205	2SC1815/G/-T	TRANSISTOR		
Q2206	2SA1015/G/-T	TRANSISTOR		
Q2207	2SC2712/G/-X	TRANSISTOR		
Q2208	2SC1815/G/-T	TRANSISTOR		
Q2209	2SA1015/G/-T	TRANSISTOR		
Q2210	2SC1815/G/-T	TRANSISTOR		
Q2211	2SA1015/G/-T	TRANSISTOR		
Q2212	2SK3603-01MR	POWER MOS FET		
Q2213	2SK3603-01MR	POWER MOS FET		
Q2214	2SA1514K/RS/-X	TRANSISTOR		
Q2215	2SA1514K/RS/-X	TRANSISTOR		
Q2701	KTA1504/YG/-X	SI.TRANSISTOR		
Q2702	KTC3875/YG/-X	SI.TRANSISTOR		
Q2703	KTC3875/YG/-X	SI.TRANSISTOR		
Q2704	UN2211-X	TRANSISTOR		
Q2705	UN221M-X	DIGI TRANSISTOR		
Q2706	KTC3875/YG/-X	SI.TRANSISTOR		
Q2707	UN2211-X	TRANSISTOR		
Q2708	UN2111-X	TRANSISTOR		
Q2709	2SA1514K/RS/-X	TRANSISTOR		
Q2901	KTA1046/Y/	TRANSISTOR		
Q2902	KTC3199/GL/-T	TRANSISTOR		
Q2903	KTC3199/GL/-T	TRANSISTOR		
Q2904	KTA1271/OY/-T	TRANSISTOR		
Q2905	KTC3875/YG/-X	SI.TRANSISTOR		
Q2906	UN2113-X	TRANSISTOR		
Q2907	UN2211-X	TRANSISTOR		

C2001	QFVJ1HJ-184Z	MF CAPACITOR	0.18uF 50V J
C2002	QFVJ1HJ-154Z	MF CAPACITOR	0.15uF 50V J
C2003	QTE1C28-227Z	E CAPACITOR	220uF 16V
C2004	NCB31EK-104X	C CAPACITOR	0.1uF 25V K
C2005	NCB31EK-104X	C CAPACITOR	0.1uF 25V K
C2006	NCB31HK-472X	C CAPACITOR	4700pF 50V K
C2007	NCB31HK-472X	C CAPACITOR	4700pF 50V K
C2008	NDC31HJ-181X	C CAPACITOR	180pF 50V J
C2009	NCB31HK-222X	C CAPACITOR	2200pF 50V K
C2010	NCB31HK-331X	C CAPACITOR	330pF 50V K
C2011	NCF31AZ-105X	C CAPACITOR	1uF 10V Z
C2012	NCB31EK-104X	C CAPACITOR	0.1uF 25V K
C2013	NCB31EK-104X	C CAPACITOR	0.1uF 25V K
C2014	NCB31EK-104X	C CAPACITOR	0.1uF 25V K
C2015	NDC31HJ-331X	C CAPACITOR	330pF 50V J
C2016	NDC31HJ-331X	C CAPACITOR	330pF 50V J
C2017	NDC31HJ-331X	C CAPACITOR	330pF 50V J
C2018	NDC31HJ-331X	C CAPACITOR	330pF 50V J
C2019	NCB31HK-223X	C CAPACITOR	0.022uF 50V K
C2020	NCB31HK-223X	C CAPACITOR	0.022uF 50V K
C2021	NCB21HK-473X	C CAPACITOR	0.047uF 50V K
C2022	NCB21HK-473X	C CAPACITOR	0.047uF 50V K
C2023	QFZ0212-105Z	MF CAPACITOR	1uF
C2024	QFZ0212-105Z	MF CAPACITOR	1uF
C2028	NDC31HJ-331X	C CAPACITOR	330pF 50V J
C2029	QETN1CM-476Z	E CAPACITOR	47uF 16V M
C2101	QETN1CM-106Z	E CAPACITOR	10uF 16V M
C2102	NCB31EK-104X	C CAPACITOR	0.1uF 25V K
C2103	NDC31HJ-680X	C CAPACITOR	68pF 50V J
C2104	NDC31HJ-680X	C CAPACITOR	68pF 50V J
C2105	NDC31HJ-151X	C CAPACITOR	150pF 50V J
C2106	NDC31HJ-560X	C CAPACITOR	56pF 50V J
C2107	NCB21HK-104X	C CAPACITOR	0.1uF 50V K
C2108	NCB31EK-104X	C CAPACITOR	0.1uF 25V K
C2109	QETN1CM-106Z	E CAPACITOR	10uF 16V M
C2110	NCB31HK-102X	C CAPACITOR	1000pF 50V K
C2111	NCB31HK-102X	C CAPACITOR	1000pF 50V K
C2112	NCB31HK-102X	C CAPACITOR	1000pF 50V K
C2113	NCB31HK-102X	C CAPACITOR	1000pF 50V K

△ Symbol No.	Part No.	Part Name	Description	Local	△ Symbol No.	Part No.	Part Name	Description	Local
C2114	NCB21HK-104X	C CAPACITOR	0.1uF 50V K		R2029	NRSA63J-102X	MG RESISTOR	1kΩ 1/16W J	
C2115	NCB21HK-104X	C CAPACITOR	0.1uF 50V K		R2030	NRSA63J-183X	MG RESISTOR	18kΩ 1/16W J	
C2116	QETN2AM-106Z	E CAPACITOR	10uF 100V M		R2031	NRSA63J-103X	MG RESISTOR	10kΩ 1/16W J	
C2117	QFVF1HJ-474Z	MF CAPACITOR	0.47uF 50V J		R2032	NRSA63J-224X	MG RESISTOR	220kΩ 1/16W J	
C2118	NCB21HK-104X	C CAPACITOR	0.1uF 50V K		R2033	QRK126J-4R7X	UNF C RESISTOR	4.7Ω 1/2W J	
C2119	NCB21HK-104X	C CAPACITOR	0.1uF 50V K		R2034	NRSA63J-472X	MG RESISTOR	4.7kΩ 1/16W J	
C2201	NCB31EK-104X	C CAPACITOR	0.1uF 25V K		R2035	NRSA63J-202X	MG RESISTOR	2kΩ 1/16W J	
C2202	NDC31HJ-680X	C CAPACITOR	68pF 50V J		R2036	NRSA63J-392X	MG RESISTOR	3.9kΩ 1/16W J	
C2203	NDC31HJ-680X	C CAPACITOR	68pF 50V J		R2037	NRSA63J-223X	MG RESISTOR	22kΩ 1/16W J	
C2204	NDC31HJ-151X	C CAPACITOR	150pF 50V J		R2038	NRSA63J-472X	MG RESISTOR	4.7kΩ 1/16W J	
C2205	NDC31HJ-560X	C CAPACITOR	56pF 50V J		R2039	NRSA63J-432X	MG RESISTOR	4.3kΩ 1/16W J	
C2206	NCB21HK-104X	C CAPACITOR	0.1uF 50V K		R2040	NRSA63J-392X	MG RESISTOR	3.9kΩ 1/16W J	
C2207	NCB31EK-104X	C CAPACITOR	0.1uF 25V K		R2041	NRSA63J-202X	MG RESISTOR	2kΩ 1/16W J	
C2208	QETN1CM-106Z	E CAPACITOR	10uF 16V M		R2042	NRSA63J-472X	MG RESISTOR	4.7kΩ 1/16W J	
C2209	NCB31HK-102X	C CAPACITOR	1000pF 50V K		R2101	NRSA63J-221X	MG RESISTOR	220Ω 1/16W J	
C2210	NCB31HK-102X	C CAPACITOR	1000pF 50V K		R2102	NRSA63J-911X	MG RESISTOR	910Ω 1/16W J	
C2211	NCB31HK-102X	C CAPACITOR	1000pF 50V K		R2103	NRSA63J-103X	MG RESISTOR	10kΩ 1/16W J	
C2212	NCB31HK-102X	C CAPACITOR	1000pF 50V K		R2104	NRSA63J-182X	MG RESISTOR	1.8kΩ 1/16W J	
C2213	NCB21HK-104X	C CAPACITOR	0.1uF 50V K		R2105	NRSA63J-182X	MG RESISTOR	1.8kΩ 1/16W J	
C2214	NCB21HK-104X	C CAPACITOR	0.1uF 50V K		R2106	NRSA63J-102X	MG RESISTOR	1kΩ 1/16W J	
C2215	QETN2AM-106Z	E CAPACITOR	10uF 100V M		R2107	NRSA63J-101X	MG RESISTOR	100Ω 1/16W J	
C2216	QFVF1HJ-474Z	MF CAPACITOR	0.47uF 50V J		R2108	NRSA63J-101X	MG RESISTOR	100Ω 1/16W J	
C2217	NCB21HK-104X	C CAPACITOR	0.1uF 50V K		R2109	NRSA63J-390X	MG RESISTOR	39Ω 1/16W J	
C2218	NCB21HK-104X	C CAPACITOR	0.1uF 50V K		R2110	NRSA63J-101X	MG RESISTOR	100Ω 1/16W J	
C2701	QENC1CM-476Z	BP E CAPACITOR	47uF 16V M		R2111	NRSA63J-102X	MG RESISTOR	1kΩ 1/16W J	
C2702	QENC1CM-476Z	BP E CAPACITOR	47uF 16V M		R2112	NRSA63J-331X	MG RESISTOR	330Ω 1/16W J	
C2705	NCB31HK-333X	C CAPACITOR	0.033uF 50V K		R2113	NRSA63J-101X	MG RESISTOR	100Ω 1/16W J	
C2706	NCB31EK-104X	C CAPACITOR	0.1uF 25V K		R2114	NRSA63J-561X	MG RESISTOR	560Ω 1/16W J	
C2707	NCB31EK-104X	C CAPACITOR	0.1uF 25V K		R2115	NRSA63J-102X	MG RESISTOR	1kΩ 1/16W J	
C2708	NCB31HK-333X	C CAPACITOR	0.033uF 50V K		R2116	NRSA63J-100X	MG RESISTOR	10Ω 1/16W J	
C2709	NCJ31CK-105X-A	C CAPACITOR			R2117	NRS125J-330X	MG RESISTOR	33Ω 1/2W J	
C2710	NCS31HJ-101X	C CAPACITOR	100pF 50V J		R2118	NRS125J-330X	MG RESISTOR	33Ω 1/2W J	
C2711	NCB21HK-104X	C CAPACITOR	0.1uF 50V K		R2119	NRSA63J-104X	MG RESISTOR	100kΩ 1/16W J	
C2712	NCB21HK-104X	C CAPACITOR	0.1uF 50V K		R2120	NRSA63J-104X	MG RESISTOR	100kΩ 1/16W J	
C2901	QETN1HM-337Z	E CAPACITOR	330uF 50V M		R2121	NRS125J-220X	MG RESISTOR	22Ω 1/2W J	
C2902	QETN1HM-337Z	E CAPACITOR	330uF 50V M		R2122	NRS125J-220X	MG RESISTOR	22Ω 1/2W J	
C2903	QETN1HM-106Z	E CAPACITOR	10uF 50V M		R2123	NRS016J-470X	MG RESISTOR	47Ω 1W J	
C2904	NCB31HK-472X	C CAPACITOR	4700pF 50V K		R2124	NRSA63J-221X	MG RESISTOR	220Ω 1/16W J	
C2905	QETN1EM-106Z	E CAPACITOR	10uF 25V M		R2125	NRSA63J-682X	MG RESISTOR	6.8kΩ 1/16W J	
C2906	NCB21HK-104X	C CAPACITOR	0.1uF 50V K		R2126	NRSA63J-221X	MG RESISTOR	220Ω 1/16W J	
C2907	QETN1CM-107Z	E CAPACITOR	100uF 16V M		R2127	NRSA63J-682X	MG RESISTOR	6.8kΩ 1/16W J	
C2908	QETN1CM-107Z	E CAPACITOR	100uF 16V M		R2128	QRZ0224-R22	EMIT RESISTOR	0.22Ω	
C2909	QETN1CM-107Z	E CAPACITOR	100uF 16V M		R2129	QRM034J-R10	MP RESISTOR	0.1Ω 3W J	
C2910	QETN0JM-108Z	E CAPACITOR	1000uF 6.3V M		R2130	NRSA63J-101X	MG RESISTOR	100Ω 1/16W J	
C2912	NCB21HK-104X	C CAPACITOR	0.1uF 50V K		R2131	NRSA63J-221X	MG RESISTOR	220Ω 1/16W J	
C2913	NCB21HK-104X	C CAPACITOR	0.1uF 50V K		R2132	NRS125J-220X	MG RESISTOR	22Ω 1/2W J	
C2914	NCB21HK-104X	C CAPACITOR	0.1uF 50V K		R2133	NRS125J-220X	MG RESISTOR	22Ω 1/2W J	
C2915	NCB21HK-104X	C CAPACITOR	0.1uF 50V K		R2202	NRSA63J-182X	MG RESISTOR	1.8kΩ 1/16W J	
C2916	NCB21HK-104X	C CAPACITOR	0.1uF 50V K		R2203	NRSA63J-182X	MG RESISTOR	1.8kΩ 1/16W J	
C2917	NCB21HK-104X	C CAPACITOR	0.1uF 50V K		R2204	NRSA63J-102X	MG RESISTOR	1kΩ 1/16W J	
R2001	NRSA63J-222X	MG RESISTOR	2.2kΩ 1/16W J		R2205	NRSA63J-101X	MG RESISTOR	100Ω 1/16W J	
R2002	NRSA63J-563X	MG RESISTOR	56kΩ 1/16W J		R2206	NRSA63J-101X	MG RESISTOR	100Ω 1/16W J	
R2003	NRSA63J-122X	MG RESISTOR	1.2kΩ 1/16W J		R2207	NRSA63J-390X	MG RESISTOR	39Ω 1/16W J	
R2004	NRSA63J-106X	MG RESISTOR	10MΩ 1/16W J		R2208	NRSA63J-101X	MG RESISTOR	100Ω 1/16W J	
R2005	NRSA63J-103X	MG RESISTOR	10kΩ 1/16W J		R2209	NRSA63J-102X	MG RESISTOR	1kΩ 1/16W J	
R2006	NRSA63J-103X	MG RESISTOR	10kΩ 1/16W J		R2210	NRSA63J-331X	MG RESISTOR	330Ω 1/16W J	
R2007	NRSA63J-821X	MG RESISTOR	820Ω 1/16W J		R2211	NRSA63J-101X	MG RESISTOR	100Ω 1/16W J	
R2008	NRSA63J-103X	MG RESISTOR	10kΩ 1/16W J		R2212	NRSA63J-561X	MG RESISTOR	560Ω 1/16W J	
R2009	NRSA63J-332X	MG RESISTOR	3.3kΩ 1/16W J		R2213	NRSA63J-102X	MG RESISTOR	1kΩ 1/16W J	
R2011	NRSA63J-102X	MG RESISTOR	1kΩ 1/16W J		R2214	NRSA63J-100X	MG RESISTOR	10Ω 1/16W J	
R2012	NRSA63J-223X	MG RESISTOR	22kΩ 1/16W J		R2215	NRS125J-330X	MG RESISTOR	33Ω 1/2W J	
R2013	NRSA63J-102X	MG RESISTOR	1kΩ 1/16W J		R2216	NRS125J-330X	MG RESISTOR	33Ω 1/2W J	
R2014	NRSA63J-102X	MG RESISTOR	1kΩ 1/16W J		R2217	NRSA63J-104X	MG RESISTOR	100kΩ 1/16W J	
R2015	NRSA63J-223X	MG RESISTOR	22kΩ 1/16W J		R2218	NRSA63J-104X	MG RESISTOR	100kΩ 1/16W J	
R2016	NRSA63J-101X	MG RESISTOR	100Ω 1/16W J		R2219	NRS125J-220X	MG RESISTOR	22Ω 1/2W J	
R2017	NRSA63J-821X	MG RESISTOR	820Ω 1/16W J		R2220	NRS125J-220X	MG RESISTOR	22Ω 1/2W J	
R2018	NRSA63J-103X	MG RESISTOR	10kΩ 1/16W J		R2221	NRS016J-470X	MG RESISTOR	47Ω 1W J	
R2019	NRSA63J-105X	MG RESISTOR	1MΩ 1/16W J		R2222	NRSA63J-221X	MG RESISTOR	220Ω 1/16W J	
R2020	NRSA63J-822X	MG RESISTOR	8.2kΩ 1/16W J		R2223	NRSA63J-682X	MG RESISTOR	6.8kΩ 1/16W J	
R2021	NRSA63J-105X	MG RESISTOR	1MΩ 1/16W J		R2224	NRSA63J-221X	MG RESISTOR	220Ω 1/16W J	
R2022	NRSA63J-822X	MG RESISTOR	8.2kΩ 1/16W J		R2225	NRSA63J-682X	MG RESISTOR	6.8kΩ 1/16W J	
R2023	NRSA63J-222X	MG RESISTOR	2.2kΩ 1/16W J		R2226	QRM034J-R10	MP RESISTOR	0.1Ω 3W J	
R2024	NRSA63J-222X	MG RESISTOR	2.2kΩ 1/16W J		R2227	QRZ0224-R22	EMIT RESISTOR	0.22Ω	
R2025	NRSA63J-273X	MG RESISTOR	27kΩ 1/16W J		R2228	NRSA63J-101X	MG RESISTOR	100Ω 1/16W J	
R2026	NRSA63J-273X	MG RESISTOR	27kΩ 1/16W J		R2229	NRSA63J-221X	MG RESISTOR	220Ω 1/16W J	
R2027	NRSA63J-472X	MG RESISTOR	4.7kΩ 1/16W J		R2230	NRS125J-220X	MG RESISTOR	22Ω 1/2W J	
R2028	NRSA63J-472X	MG RESISTOR	4.7kΩ 1/16W J		R2231	NRS125J-220X	MG RESISTOR	22Ω 1/2W J	
					R2701	NRSA63J-564X	MG RESISTOR	560kΩ 1/16W J	

△ Symbol No.	Part No.	Part Name	Description	Local	△ Symbol No.	Part No.	Part Name	Description	Local
R2702	NRSA63J-564X	MG RESISTOR	560kΩ 1/16W J		IC704	CS5342-CZZ-X	IC(DIGITAL)		
R2703	NRSA63J-104X	MG RESISTOR	100kΩ 1/16W J		IC705	MM1615AN-X	IC		
R2704	NRSA63J-104X	MG RESISTOR	100kΩ 1/16W J						
R2705	NRSA63J-332X	MG RESISTOR	3.3kΩ 1/16W J		Q101	KTA1001/Y/-X	TRANSISTOR		
R2706	NRSA63J-332X	MG RESISTOR	3.3kΩ 1/16W J		Q101	or 2SB1424/R/-W	TRANSISTOR		
R2707	NRSA63J-103X	MG RESISTOR	10kΩ 1/16W J		Q102	2SC4617/R/-X	TRANSISTOR		
R2708	NRSA63J-104X	MG RESISTOR	100kΩ 1/16W J		Q103	KTA1001/Y/-X	TRANSISTOR		
R2709	NRSA63J-104X	MG RESISTOR	100kΩ 1/16W J		Q103	or 2SB1424/R/-W	TRANSISTOR		
R2710	NRSA63J-563X	MG RESISTOR	56kΩ 1/16W J		Q104	2SC4617/R/-X	TRANSISTOR		
R2711	NRSA63J-563X	MG RESISTOR	56kΩ 1/16W J		Q105	UN2119-X	TRANSISTOR		
R2712	NRSA63J-123X	MG RESISTOR	12kΩ 1/16W J						
R2713	NRSA63J-123X	MG RESISTOR	12kΩ 1/16W J		C101	NCF31CZ-104X	C CAPACITOR	0.1uF 16V Z	
R2714	NRSA63J-104X	MG RESISTOR	100kΩ 1/16W J		C102	NCF31CZ-104X	C CAPACITOR	0.1uF 16V Z	
R2715	NRSA63J-103X	MG RESISTOR	10kΩ 1/16W J		C103	NCF31CZ-104X	C CAPACITOR	0.1uF 16V Z	
R2716	NRSA63J-273X	MG RESISTOR	27kΩ 1/16W J		C104	NCF31CZ-104X	C CAPACITOR	0.1uF 16V Z	
R2717	NRSA63J-222X	MG RESISTOR	2.2kΩ 1/16W J		C105	NEA70JM-226X	E CAPACITOR	22uF 6.3V M	
R2718	NRSA63J-123X	MG RESISTOR	12kΩ 1/16W J		C106	NEA70JM-476X	E CAPACITOR	47uF 6.3V M	
R2719	NRSA63J-103X	MG RESISTOR	10kΩ 1/16W J		C107	NCF31CZ-104X	C CAPACITOR	0.1uF 16V Z	
R2720	NRSA63J-223X	MG RESISTOR	22kΩ 1/16W J		C108	NEA70JM-476X	E CAPACITOR	47uF 6.3V M	
R2721	NRSA63J-223X	MG RESISTOR	22kΩ 1/16W J		C204	NCF31CZ-104X	C CAPACITOR	0.1uF 16V Z	
R2722	NRSA63J-223X	MG RESISTOR	22kΩ 1/16W J		C205	NCB31HK-271X	C CAPACITOR	270pF 50V K	
R2723	NRSA63J-223X	MG RESISTOR	22kΩ 1/16W J		C206	NDC31HJ-151X	C CAPACITOR	150pF 50V J	
R2901	QRZ9006-4R7X	F.RESISTOR	4.7Ω 1/4W J		C211	NCB31CK-223X	C CAPACITOR	0.022uF 16V K	
R2902	NRSA02J-203X	MG RESISTOR	20kΩ 1/10W J		C217	NCF31CZ-104X	C CAPACITOR	0.1uF 16V Z	
R2903	NRSA63J-471X	MG RESISTOR	470Ω 1/16W J		C251	NCB31AK-474X	C CAPACITOR	0.47uF 10V K	
R2904	NRSA63J-122X	MG RESISTOR	1.2kΩ 1/16W J		C256	NCB31CK-104X	C CAPACITOR	0.1uF 16V K	
R2905	NRSA63J-221X	MG RESISTOR	220Ω 1/16W J		C257	NCB31HK-822X	C CAPACITOR	8200pF 50V K	
R2906	NRSA02J-471X	MG RESISTOR	470Ω 1/10W J		C258	NCB31CK-153X	C CAPACITOR	0.015uF 16V K	
R2907	NRSA63J-473X	MG RESISTOR	47kΩ 1/16W J		C259	NCB31CK-153X	C CAPACITOR	0.015uF 16V K	
R2908	NRSA63J-472X	MG RESISTOR	4.7kΩ 1/16W J		C260	NCB31HK-223X	C CAPACITOR	0.022uF 50V K	
R2909	NRSA63J-562X	MG RESISTOR	5.6kΩ 1/16W J		C261	NCB31HK-223X	C CAPACITOR	0.022uF 50V K	
R2910	NRSA63J-681X	MG RESISTOR	680Ω 1/16W J		C262	NCB31HK-223X	C CAPACITOR	0.022uF 50V K	
R2911	NRSA63J-331X	MG RESISTOR	330Ω 1/16W J		C301	NEA70GM-227X	E CAPACITOR	220uF 4V M	
R2912	QRE141J-5R6Y	C RESISTOR	5.6Ω 1/4W J		C302	NEA70GM-476X	E CAPACITOR	47uF 4V M	
R2913	NRSA02J-203X	MG RESISTOR	20kΩ 1/10W J		C303	NBE20JM-476X	TA E CAPACITOR	47uF 6.3V M	
R2914	NRSA02J-203X	MG RESISTOR	20kΩ 1/10W J		C304	NCB30JK-105X	C CAPACITOR	1uF 6.3V K	
					C305	NCF31CZ-104X	C CAPACITOR	0.1uF 16V Z	
L2101	QQR1461-001	COIL			C306	NCF31CZ-104X	C CAPACITOR	0.1uF 16V Z	
L2201	QQR1461-001	COIL			C307	NCF31CZ-104X	C CAPACITOR	0.1uF 16V Z	
L2901	QQL28AK-221	CHOKE COIL	220uH K		C308	NCF31CZ-104X	C CAPACITOR	0.1uF 16V Z	
CN201	QGB2510K2-12	CONNECTOR	B-B (1-12)		C309	NCF31CZ-104X	C CAPACITOR	0.1uF 16V Z	
CN202	QGA2501C1-02	CONNECTOR	W-B (1-2)		C310	NCB31CK-104X	C CAPACITOR	0.1uF 16V K	
CN203	QGB2510K2-09	CONNECTOR	B-B (1-9)		C311	NCF31CZ-104X	C CAPACITOR	0.1uF 16V Z	
CN204	QGA3901F2-02	CONNECTOR	W-B (1-2)		C312	NCF31CZ-104X	C CAPACITOR	0.1uF 16V Z	
HS201	LV34789-001A	FET CASE			C313	NCF31CZ-104X	C CAPACITOR	0.1uF 16V Z	
K2101	QQR1277-001Z	COIL			C314	NCB31CK-104X	C CAPACITOR	0.1uF 16V K	
K2201	QQR1277-001Z	COIL			C315	NCF31CZ-104X	C CAPACITOR	0.1uF 16V Z	
RY201	QSK0098-001	RELAY			C316	NCB31CK-104X	C CAPACITOR	0.1uF 16V K	
TH201	NAD0025-333X	N THERMISTOR	33kΩ		C317	NCF31CZ-104X	C CAPACITOR	0.1uF 16V Z	
X2001	QAX0734-001	C RESONATOR	400.00kHz		C318	NCF31CZ-104X	C CAPACITOR	0.1uF 16V Z	
X2002	QAX0735-001	C RESONATOR	420.00kHz		C319	NCB31CK-104X	C CAPACITOR	0.1uF 16V K	
					C320	NCB31CK-104X	C CAPACITOR	0.1uF 16V K	
					C321	NCB31CK-104X	C CAPACITOR	0.1uF 16V K	
					C322	NCB31CK-104X	C CAPACITOR	0.1uF 16V K	
					C323	NCB31CK-104X	C CAPACITOR	0.1uF 16V K	
					C324	NCB30JK-105X	C CAPACITOR	1uF 6.3V K	
					C325	NDC31HJ-180X	C CAPACITOR	18pF 50V J	
					C326	NDC31HJ-150X	C CAPACITOR	15pF 50V J	
					C328	NCB30JK-105X	C CAPACITOR	1uF 6.3V K	
					C330	NCF31CZ-104X	C CAPACITOR	0.1uF 16V Z	
					C331	NCB31CK-333X	C CAPACITOR	0.033uF 16V K	
					C332	NCB31CK-104X	C CAPACITOR	0.1uF 16V K	
					C333	NCB31CK-104X	C CAPACITOR	0.1uF 16V K	
					C334	NCB31CK-104X	C CAPACITOR	0.1uF 16V K	
					C335	NCF31CZ-104X	C CAPACITOR	0.1uF 16V Z	
					C336	NBE20JM-226X	TA E CAPACITOR	22uF 6.3V M	
					C337	NCB31CK-183X	C CAPACITOR	0.018uF 16V K	
					C338	NCB31HK-562X	C CAPACITOR	5600pF 50V K	
					C339	NCF31CZ-104X	C CAPACITOR	0.1uF 16V Z	
					C340	NCB30JK-105X	C CAPACITOR	1uF 6.3V K	
					C341	NCB30JK-105X	C CAPACITOR	1uF 6.3V K	
					C347	NCB31CK-104X	C CAPACITOR	0.1uF 16V K	
					C348	NCB31CK-104X	C CAPACITOR	0.1uF 16V K	
					C349	NCF31CZ-104X	C CAPACITOR	0.1uF 16V Z	
					C350	NCB31CK-104X	C CAPACITOR	0.1uF 16V K	
					C351	NCB31CK-103X	C CAPACITOR	0.01uF 16V K	
					C352	NCB31CK-153X	C CAPACITOR	0.015uF 16V K	
					C353	NCB31HK-561X	C CAPACITOR	5600pF 50V K	

DVD servo board (FMU-SD9-1M)

Block No. [0][6][0][0]

△ Symbol No.	Part No.	Part Name	Description	Local
IC201	LA6502-X	IC		
IC301	MN2DS0004AA-H	IC		
IC302	BA00HC5WF-X	IC		
IC305	MM1563DF-X	IC	3.3V Regulator	
IC451	MN101C61GNE	IC(MCU)		
IC452	BR93L56RFV-W-X	IC		
IC453	S-80827CNNB-W	IC		
IC505	K4S643232F-TC60	IC		
IC505	or K4S643232E-TC70	IC		
IC505	or W986432DH-7	IC		
IC509	AT49BV322AT70TI	IC(FLASH)		
IC512	SN74LVC373APW-X	IC(DIGITAL)		
IC513	SN74LVC373APW-X	IC(DIGITAL)		
IC701	AK4384VT-X	IC		
IC702	AK4384VT-X	IC		
IC703	AK4384VT-X	IC		

△ Symbol No.	Part No.	Part Name	Description	Local	△ Symbol No.	Part No.	Part Name	Description	Local
C354	NCB31HK-561X	C CAPACITOR	560pF 50V K		R259	NRSA63J-103X	MG RESISTOR	10kΩ 1/16W J	
C356	NCB21CK-105X	C CAPACITOR	1uF 16V K		R301	NRSA63D-911X	MG RESISTOR	910Ω 1/16W D	
C359	NCF31CZ-104X	C CAPACITOR	0.1uF 16V Z		R302	NRSA63D-202X	MG RESISTOR	2kΩ 1/16W D	
C371	NCF31AZ-105X	C CAPACITOR	1uF 10V Z		R303	NRSA63J-270X	MG RESISTOR	27Ω 1/16W J	
C380	NCB21CK-105X	C CAPACITOR	1uF 16V K		R306	NRSA63J-102X	MG RESISTOR	1kΩ 1/16W J	
C381	NCB21AK-225X	C CAPACITOR	2.2uF 10V K		R307	NRSA63J-102X	MG RESISTOR	1kΩ 1/16W J	
C382	NCB31HK-471X	C CAPACITOR	470pF 50V K		R308	NRSA63J-223X	MG RESISTOR	22kΩ 1/16W J	
C391	NCF31CZ-104X	C CAPACITOR	0.1uF 16V Z		R309	NRSA63J-104X	MG RESISTOR	100kΩ 1/16W J	
C451	NCF31CZ-104X	C CAPACITOR	0.1uF 16V Z		R312	NRSA63J-0R0X	MG RESISTOR	0Ω 1/16W J	
C452	NCB31CK-104X	C CAPACITOR	0.1uF 16V K		R313	NRSA63J-0R0X	MG RESISTOR	0Ω 1/16W J	
C453	NCF31CZ-104X	C CAPACITOR	0.1uF 16V Z		R314	NRSA63J-0R0X	MG RESISTOR	0Ω 1/16W J	
C454	NCB31CK-103X	C CAPACITOR	0.01uF 16V K		R315	NRSA63J-0R0X	MG RESISTOR	0Ω 1/16W J	
C455	NCB31CK-103X	C CAPACITOR	0.01uF 16V K		R316	NRSA63J-0R0X	MG RESISTOR	0Ω 1/16W J	
C551	NCF31CZ-104X	C CAPACITOR	0.1uF 16V Z		R317	NRSA63J-0R0X	MG RESISTOR	0Ω 1/16W J	
C552	NCF31CZ-104X	C CAPACITOR	0.1uF 16V Z		R319	NRSA63J-0R0X	MG RESISTOR	0Ω 1/16W J	
C553	NCF31CZ-104X	C CAPACITOR	0.1uF 16V Z		R320	NRSA63J-103X	MG RESISTOR	10kΩ 1/16W J	
C554	NCF31CZ-104X	C CAPACITOR	0.1uF 16V Z		R334	NRSA63J-151X	MG RESISTOR	150Ω 1/16W J	
C555	NCF31CZ-104X	C CAPACITOR	0.1uF 16V Z		R335	NRSA63J-151X	MG RESISTOR	150Ω 1/16W J	
C556	NCF31AZ-105X	C CAPACITOR	1uF 10V Z		R336	NRSA63J-151X	MG RESISTOR	150Ω 1/16W J	
C557	NCF31CZ-104X	C CAPACITOR	0.1uF 16V Z		R337	NRSA63J-151X	MG RESISTOR	150Ω 1/16W J	
C558	NEA70GM-476X	E CAPACITOR	47uF 4V M		R338	NRSA63J-0R0X	MG RESISTOR	0Ω 1/16W J	
C701	NCB21CK-105X	C CAPACITOR	1uF 16V K		R339	NRSA63J-0R0X	MG RESISTOR	0Ω 1/16W J	
C702	NCB31CK-103X	C CAPACITOR	0.01uF 16V K		R340	NRSA63D-303X	MG RESISTOR	30kΩ 1/16W D	
C703	NCB30JK-105X	C CAPACITOR	1uF 6.3V K		R341	NRSA63D-362X	MG RESISTOR	3.6kΩ 1/16W D	
C704	NCF21CZ-225X	C CAPACITOR	2.2uF 16V Z		R342	NRSA63D-222X	MG RESISTOR	2.2kΩ 1/16W D	
C705	NCF21CZ-225X	C CAPACITOR	2.2uF 16V Z		R343	NRSA63J-0R0X	MG RESISTOR	0Ω 1/16W J	
C706	NCF21CZ-225X	C CAPACITOR	2.2uF 16V Z		R345	NRSA63J-100X	MG RESISTOR	10Ω 1/16W J	
C707	NCF21CZ-225X	C CAPACITOR	2.2uF 16V Z		R346	NRSA63J-223X	MG RESISTOR	22kΩ 1/16W J	
C708	NCF21CZ-225X	C CAPACITOR	2.2uF 16V Z		R347	NRSA63J-203X	MG RESISTOR	20kΩ 1/16W J	
C709	NEA70JM-476X	E CAPACITOR	47uF 6.3V M		R348	NRSA63J-6R8X	MG RESISTOR	6.8Ω 1/16W J	
C712	NCF31CZ-104X	C CAPACITOR	0.1uF 16V Z		R351	NRSA63J-681X	MG RESISTOR	680Ω 1/16W J	
C713	NEA71CM-106X	E CAPACITOR	10uF 16V M		R352	NRSA63J-105X	MG RESISTOR	1MΩ 1/16W J	
C714	NCF31CZ-104X	C CAPACITOR	0.1uF 16V Z		R353	NRSA63J-101X	MG RESISTOR	100Ω 1/16W J	
C715	NCF31CZ-104X	C CAPACITOR	0.1uF 16V Z		R354	NRSA63J-101X	MG RESISTOR	100Ω 1/16W J	
C716	NCF31CZ-104X	C CAPACITOR	0.1uF 16V Z		R355	NRSA63J-331X	MG RESISTOR	330Ω 1/16W J	
C717	NCF31CZ-104X	C CAPACITOR	0.1uF 16V Z		R356	NRSA63J-331X	MG RESISTOR	330Ω 1/16W J	
C718	NCF31CZ-104X	C CAPACITOR	0.1uF 16V Z		R357	NRSA63J-221X	MG RESISTOR	220Ω 1/16W J	
C722	NCB31CK-104X	C CAPACITOR	0.1uF 16V K		R358	NRSA63J-221X	MG RESISTOR	220Ω 1/16W J	
C910	NCB31CK-103X	C CAPACITOR	0.01uF 16V K		R359	NRSA63J-221X	MG RESISTOR	220Ω 1/16W J	
					R360	NRSA63J-221X	MG RESISTOR	220Ω 1/16W J	
R101	NRSA63J-101X	MG RESISTOR	100Ω 1/16W J		R362	NRSA63J-331X	MG RESISTOR	330Ω 1/16W J	
R102	NRSA63J-101X	MG RESISTOR	100Ω 1/16W J		R363	NRSA63J-151X	MG RESISTOR	150Ω 1/16W J	
R103	NRSA63J-243X	MG RESISTOR	24kΩ 1/16W J		R367	NRSA63J-221X	MG RESISTOR	220Ω 1/16W J	
R104	NRSA63J-303X	MG RESISTOR	30kΩ 1/16W J		R372	NRSA63J-103X	MG RESISTOR	10kΩ 1/16W J	
R105	NRS125J-270X	MG RESISTOR	27Ω 1/2W J		R373	NRSA63J-103X	MG RESISTOR	10kΩ 1/16W J	
R106	NRSA63J-2R2X	MG RESISTOR	2.2Ω 1/16W J		R380	NRSA63J-473X	MG RESISTOR	47kΩ 1/16W J	
R107	NRSA63J-101X	MG RESISTOR	100Ω 1/16W J		R384	NRSA63J-102X	MG RESISTOR	1kΩ 1/16W J	
R108	NRSA63J-471X	MG RESISTOR	470Ω 1/16W J		R385	NRSA63J-102X	MG RESISTOR	1kΩ 1/16W J	
R109	NRSA63J-471X	MG RESISTOR	470Ω 1/16W J		R392	NRSA63J-103X	MG RESISTOR	10kΩ 1/16W J	
R110	NRSA63J-0R0X	MG RESISTOR	0Ω 1/16W J		R393	NRSA63J-0R0X	MG RESISTOR	0Ω 1/16W J	
R111	NRSA63J-243X	MG RESISTOR	24kΩ 1/16W J		R394	NRSA63J-0R0X	MG RESISTOR	0Ω 1/16W J	
R112	NRSA63J-303X	MG RESISTOR	30kΩ 1/16W J		R395	NRSA63J-472X	MG RESISTOR	4.7kΩ 1/16W J	
R113	NRSA02J-270X	MG RESISTOR	27Ω 1/10W J		R452	NRSA63J-222X	MG RESISTOR	2.2kΩ 1/16W J	
R114	NRSA63J-2R2X	MG RESISTOR	2.2Ω 1/16W J		R453	NRSA63J-103X	MG RESISTOR	10kΩ 1/16W J	
R115	NRSA63J-101X	MG RESISTOR	100Ω 1/16W J		R454	NRSA63J-103X	MG RESISTOR	10kΩ 1/16W J	
R116	NRSA63J-471X	MG RESISTOR	470Ω 1/16W J		R455	NRSA63J-103X	MG RESISTOR	10kΩ 1/16W J	
R117	NRSA63J-331X	MG RESISTOR	330Ω 1/16W J		R456	NRSA63J-103X	MG RESISTOR	10kΩ 1/16W J	
R118	NRSA63J-0R0X	MG RESISTOR	0Ω 1/16W J		R457	NRSA63J-0R0X	MG RESISTOR	0Ω 1/16W J	
R119	NRSA63J-0R0X	MG RESISTOR	0Ω 1/16W J		R458	NRSA63J-102X	MG RESISTOR	1kΩ 1/16W J	
R120	NRSA63J-0R0X	MG RESISTOR	0Ω 1/16W J		R535	NRSA63J-473X	MG RESISTOR	47kΩ 1/16W J	
R122	NRSA63J-0R0X	MG RESISTOR	0Ω 1/16W J		R561	NRSA63J-102X	MG RESISTOR	1kΩ 1/16W J	
R123	NRSA63J-0R0X	MG RESISTOR	0Ω 1/16W J		R562	NRSA63J-101X	MG RESISTOR	100Ω 1/16W J	
R125	NRSA02J-1R0X	MG RESISTOR	1Ω 1/10W J		R701	NRSA63J-0R0X	MG RESISTOR	0Ω 1/16W J	
R126	NRSA02J-181X	MG RESISTOR	180Ω 1/10W J		R702	NRSA63J-2R2X	MG RESISTOR	2.2Ω 1/16W J	
R127	NRSA63J-333X	MG RESISTOR	33kΩ 1/16W J		R703	NRSA63J-471X	MG RESISTOR	470Ω 1/16W J	
R128	NRSA63J-163X	MG RESISTOR	16kΩ 1/16W J		R704	NRSA63J-471X	MG RESISTOR	470Ω 1/16W J	
R204	NRSA63J-273X	MG RESISTOR	27kΩ 1/16W J		R705	NRSA63J-471X	MG RESISTOR	470Ω 1/16W J	
R205	NRSA63J-273X	MG RESISTOR	27kΩ 1/16W J		R706	NRSA63J-471X	MG RESISTOR	470Ω 1/16W J	
R206	NRSA63J-303X	MG RESISTOR	30kΩ 1/16W J		R707	NRSA63J-471X	MG RESISTOR	470Ω 1/16W J	
R207	NRSA63J-473X	MG RESISTOR	47kΩ 1/16W J		R708	NRSA63J-471X	MG RESISTOR	470Ω 1/16W J	
R213	NRSA63J-103X	MG RESISTOR	10kΩ 1/16W J		R710	NRSA63J-0R0X	MG RESISTOR	0Ω 1/16W J	
R214	NRSA63J-103X	MG RESISTOR	10kΩ 1/16W J		R714	NRSA63J-221X	MG RESISTOR	220Ω 1/16W J	
R219	NRSA63J-183X	MG RESISTOR	18kΩ 1/16W J		R715	NRSA63J-221X	MG RESISTOR	220Ω 1/16W J	
R220	NRSA63J-243X	MG RESISTOR	24kΩ 1/16W J		R716	NRSA63J-221X	MG RESISTOR	220Ω 1/16W J	
R221	NRSA63J-682X	MG RESISTOR	6.8kΩ 1/16W J		R717	NRSA63J-473X	MG RESISTOR	47kΩ 1/16W J	
R251	NRS125J-R47X	MG RESISTOR	0.47Ω 1/2W J		R718	NRSA63J-103X	MG RESISTOR	10kΩ 1/16W J	
R252	NRSA63J-2R2X	MG RESISTOR	2.2Ω 1/16W J		R719	NRSA63J-5R1X	MG RESISTOR	5.1Ω 1/16W J	
R257	NRSA63J-0R0X	MG RESISTOR	0Ω 1/16W J		R720	NRSA63J-473X	MG RESISTOR	47kΩ 1/16W J	

△ Symbol No.	Part No.	Part Name	Description	Local	△ Symbol No.	Part No.	Part Name	Description	Local
R722	NRSA63J-0R0X	MG RESISTOR	0Ω 1/16W J		IC305	MM1563DF-X	IC	3.3V Regulator	
R741	NRSA63J-0R0X	MG RESISTOR	0Ω 1/16W J		IC451	MN101C61GNE1	IC(MCU)		
R742	NRSA63J-0R0X	MG RESISTOR	0Ω 1/16W J		IC452	BR93L56RFV-W-X	IC		
R743	NRSA63J-0R0X	MG RESISTOR	0Ω 1/16W J		IC453	S-80827CNNB-W	IC		
R744	NRSA63J-0R0X	MG RESISTOR	0Ω 1/16W J		IC505	K4S643232F-TC60	IC		
CN101	QGF0523F1-24W	CONNECTOR	FFC/FPC (1-24)		IC509	AT49BV322AT70TI	IC(FLASH)		
CN201	QGF1016F2-08W	CONNECTOR	FFC/FPC (1-8)		IC512	SN74LVC373APW-X	IC(DIGITAL)		
CN301	QGA1002C1-06X	CONNECTOR	W-B (1-6)		IC513	SN74LVC373APW-X	IC(DIGITAL)		
CN451	QGF1016F2-15W	CONNECTOR	FFC/FPC (1-15)		IC701	AK4384VT-X	IC		
CN452	QGA2001F2-02X	CONNECTOR	W-B (1-2)		IC702	AK4384VT-X	IC		
CN453	QGA2001F2-03X	CONNECTOR	W-B (1-3)		IC703	AK4384VT-X	IC		
CN455	QGA1002C1-06X	CONNECTOR	W-B (1-6)		IC704	CS5342-CZZ-X	IC(DIGITAL)		
CN701	QGF1016F2-10W	CONNECTOR	FFC/FPC (1-10)		IC705	MM1615AN-X	IC		
CN702	QGF1016F2-08W	CONNECTOR	FFC/FPC (1-8)		Q101	KTA1001/Y/-X	TRANSISTOR		
CN703	QGF1016F2-28W	CONNECTOR	FFC/FPC (1-28)		Q102	2SC4617/R/-X	TRANSISTOR		
K101	NRSA02J-0R0X	MG RESISTOR	0Ω 1/10W J		Q103	KTA1001/Y/-X	TRANSISTOR		
K102	NRSA02J-0R0X	MG RESISTOR	0Ω 1/10W J		Q104	2SC4617/R/-X	TRANSISTOR		
K350	NQR0354-001X	FERRITE BEADS			Q105	UN2119-X	TRANSISTOR		
K352	NQR0354-001X	FERRITE BEADS			C101	NCF31CZ-104X	C CAPACITOR	0.1uF 16V Z	
K451	NRSA63J-0R0X	MG RESISTOR	0Ω 1/16W J		C102	NCF31CZ-104X	C CAPACITOR	0.1uF 16V Z	
K551	NQR0129-002X	FERRITE BEADS			C103	NCF31CZ-104X	C CAPACITOR	0.1uF 16V Z	
K552	NQR0129-002X	FERRITE BEADS			C104	NCF31CZ-104X	C CAPACITOR	0.1uF 16V Z	
K553	NQR0129-002X	FERRITE BEADS			C105	NEA70JM-226X	E CAPACITOR	22uF 6.3V M	
K554	NQR0129-002X	FERRITE BEADS			C106	NEA70JM-476X	E CAPACITOR	47uF 6.3V M	
K555	NQR0022-005X	FERRITE BEADS			C107	NCF31CZ-104X	C CAPACITOR	0.1uF 16V Z	
K556	NQR0129-002X	FERRITE BEADS			C108	NEA70JM-476X	E CAPACITOR	47uF 6.3V M	
K562	NRSA63J-0R0X	MG RESISTOR	0Ω 1/16W J		C204	NCF31CZ-104X	C CAPACITOR	0.1uF 16V Z	
K566	NRSA63J-0R0X	MG RESISTOR	0Ω 1/16W J		C205	NCB31HK-271X	C CAPACITOR	270pF 50V K	
TH301	NAD0025-103X	N THERMISTOR	10kΩ		C206	NDC31HJ-151X	C CAPACITOR	150pF 50V J	
X351	NAX0550-001X	CRYSTAL	27.000MHZ		C211	NCB31CK-223X	C CAPACITOR	0.022uF 16V K	
X451	NAX0248-001X	C OSCILLATOR			C217	NCF31CZ-104X	C CAPACITOR	0.1uF 16V Z	

DVD loading board (FMU-SD9-1M)

Block No. [0][7][0][0]

△ Symbol No.	Part No.	Part Name	Description	Local
IC1	LB1641	IC		
IC2	LB1641	IC		
D1	MTZJ6.2A-T2	Z DIODE		
C1	QKCC1AM-107Z	E CAPACITOR	100uF 10V M	
C2	QCFB1HZ-104Y	C CAPACITOR	0.1uF 50V Z	
C3	QFLC1HJ-103Z	M CAPACITOR	0.01uF 50V J	
C5	QFLC1HJ-103Z	M CAPACITOR	0.01uF 50V J	
C6	QCFB1HZ-104Y	C CAPACITOR	0.1uF 50V Z	
C7	QCFB1HZ-104Y	C CAPACITOR	0.1uF 50V Z	
CN1	QGF1036F1-15	CONNECTOR	FFC/FPC (1-15)	
CN2	QGB1214J1-08S	CONNECTOR	B-B (1-8)	
CN3	QGB1214K1-08S	CONNECTOR	B-B (1-8)	
SW1	QSW0844-001	PUSH SWITCH		
SW2	QSW0844-001	PUSH SWITCH		
SW3	QSW0844-001	PUSH SWITCH		
SW4	QSW0844-001	PUSH SWITCH		
SW5	QSW0844-001	PUSH SWITCH		
SW6	QSW0854-002	PUSH SW		
SW7	QSW0886-002	DETECT SWITCH		
SW8	QSW0886-002	DETECT SWITCH		

DVD servo board (FMU-SD9-5M)

Block No. [0][8][0][0]

△ Symbol No.	Part No.	Part Name	Description	Local
IC201	LA6502-X	IC		
IC301	MN2DS0004AA-H	IC		
IC302	BA00HC5WF-X	IC		

IC305	MM1563DF-X	IC	3.3V Regulator	
IC451	MN101C61GNE1	IC(MCU)		
IC452	BR93L56RFV-W-X	IC		
IC453	S-80827CNNB-W	IC		
IC505	K4S643232F-TC60	IC		
IC509	AT49BV322AT70TI	IC(FLASH)		
IC512	SN74LVC373APW-X	IC(DIGITAL)		
IC513	SN74LVC373APW-X	IC(DIGITAL)		
IC701	AK4384VT-X	IC		
IC702	AK4384VT-X	IC		
IC703	AK4384VT-X	IC		
IC704	CS5342-CZZ-X	IC(DIGITAL)		
IC705	MM1615AN-X	IC		
Q101	KTA1001/Y/-X	TRANSISTOR		
Q102	2SC4617/R/-X	TRANSISTOR		
Q103	KTA1001/Y/-X	TRANSISTOR		
Q104	2SC4617/R/-X	TRANSISTOR		
Q105	UN2119-X	TRANSISTOR		
C101	NCF31CZ-104X	C CAPACITOR	0.1uF 16V Z	
C102	NCF31CZ-104X	C CAPACITOR	0.1uF 16V Z	
C103	NCF31CZ-104X	C CAPACITOR	0.1uF 16V Z	
C104	NCF31CZ-104X	C CAPACITOR	0.1uF 16V Z	
C105	NEA70JM-226X	E CAPACITOR	22uF 6.3V M	
C106	NEA70JM-476X	E CAPACITOR	47uF 6.3V M	
C107	NCF31CZ-104X	C CAPACITOR	0.1uF 16V Z	
C108	NEA70JM-476X	E CAPACITOR	47uF 6.3V M	
C204	NCF31CZ-104X	C CAPACITOR	0.1uF 16V Z	
C205	NCB31HK-271X	C CAPACITOR	270pF 50V K	
C206	NDC31HJ-151X	C CAPACITOR	150pF 50V J	
C211	NCB31CK-223X	C CAPACITOR	0.022uF 16V K	
C217	NCF31CZ-104X	C CAPACITOR	0.1uF 16V Z	
C251	NCB31AK-474X	C CAPACITOR	0.47uF 10V K	
C256	NCB31CK-104X	C CAPACITOR	0.1uF 16V K	
C257	NCB31HK-822X	C CAPACITOR	8200pF 50V K	
C258	NCB31CK-153X	C CAPACITOR	0.015uF 16V K	
C259	NCB31CK-153X	C CAPACITOR	0.015uF 16V K	
C260	NCB31HK-223X	C CAPACITOR	0.022uF 50V K	
C261	NCB31HK-223X	C CAPACITOR	0.022uF 50V K	
C262	NCB31HK-223X	C CAPACITOR	0.022uF 50V K	
C300	NCF31CZ-104X	C CAPACITOR	0.1uF 16V Z	
C301	NEA70GM-227X	E CAPACITOR	220uF 4V M	
C302	NEA70GM-476X	E CAPACITOR	47uF 4V M	
C303	NBE20JM-476X	TA E CAPACITOR	47uF 6.3V M	
C304	NCB30JK-105X	C CAPACITOR	1uF 6.3V K	
C305	NCF31CZ-104X	C CAPACITOR	0.1uF 16V Z	
C306	NCF31CZ-104X	C CAPACITOR	0.1uF 16V Z	
C307	NCF31CZ-104X	C CAPACITOR	0.1uF 16V Z	
C308	NCF31CZ-104X	C CAPACITOR	0.1uF 16V Z	
C309	NCF31CZ-104X	C CAPACITOR	0.1uF 16V Z	
C310	NCB31CK-104X	C CAPACITOR	0.1uF 16V K	
C311	NCF31CZ-104X	C CAPACITOR	0.1uF 16V Z	
C312	NCF31CZ-104X	C CAPACITOR	0.1uF 16V Z	
C313	NCF31CZ-104X	C CAPACITOR	0.1uF 16V Z	
C314	NCB31CK-104X	C CAPACITOR	0.1uF 16V K	
C315	NCF31CZ-104X	C CAPACITOR	0.1uF 16V Z	
C316	NCB31CK-104X	C CAPACITOR	0.1uF 16V K	
C317	NCF31CZ-104X	C CAPACITOR	0.1uF 16V Z	
C318	NCF31CZ-104X	C CAPACITOR	0.1uF 16V Z	
C319	NCB31CK-104X	C CAPACITOR	0.1uF 16V K	
C320	NCB31CK-104X	C CAPACITOR	0.1uF 16V K	
C321	NCB31CK-104X	C CAPACITOR	0.1uF 16V K	
C322	NCB31CK-104X	C CAPACITOR	0.1uF 16V K	
C323	NCB31CK-104X	C CAPACITOR	0.1uF 16V K	
C324	NCB30JK-105X	C CAPACITOR	1uF 6.3V K	
C325	NDC31HJ-180X	C CAPACITOR	18pF 50V J	
C326	NDC31HJ-150X	C CAPACITOR	15pF 50V J	
C328	NCB30JK-105X	C CAPACITOR	1uF 6.3V K	
C329	NCF31CZ-104X	C CAPACITOR	0.1uF 16V Z	
C330	NCF31CZ-104X	C CAPACITOR	0.1uF 16V Z	
C331	NCB31CK-333X	C CAPACITOR	0.033uF 16V K	
C332	NCB31CK-104X	C CAPACITOR	0.1uF 16V K	
C333	NCB31CK-104X	C CAPACITOR	0.1uF 16V K	
C334	NCB31CK-104X	C CAPACITOR	0.1uF 16V K	
C335	NCF31CZ-104X	C CAPACITOR	0.1uF 16V Z	
C336	NBE20JM-226X	TA E CAPACITOR	22uF 6.3V M	
C337	NCB31CK-183X	C CAPACITOR	0.018uF 16V K	

△ Symbol No.	Part No.	Part Name	Description	Local	△ Symbol No.	Part No.	Part Name	Description	Local
C338	NCB31HK-562X	C CAPACITOR	5600pF 50V K		R206	NRSA63J-303X	MG RESISTOR	30kΩ 1/16W J	
C339	NCF31CZ-104X	C CAPACITOR	0.1uF 16V Z		R207	NRSA63J-473X	MG RESISTOR	47kΩ 1/16W J	
C340	NCB30JK-105X	C CAPACITOR	1uF 6.3V K		R213	NRSA63J-103X	MG RESISTOR	10kΩ 1/16W J	
C341	NCB30JK-105X	C CAPACITOR	1uF 6.3V K		R214	NRSA63J-103X	MG RESISTOR	10kΩ 1/16W J	
C347	NCB31CK-104X	C CAPACITOR	0.1uF 16V K		R219	NRSA63J-183X	MG RESISTOR	18kΩ 1/16W J	
C348	NCB31CK-104X	C CAPACITOR	0.1uF 16V K		R220	NRSA63J-243X	MG RESISTOR	24kΩ 1/16W J	
C349	NCF31CZ-104X	C CAPACITOR	0.1uF 16V Z		R221	NRSA63J-682X	MG RESISTOR	6.8kΩ 1/16W J	
C350	NCB31CK-104X	C CAPACITOR	0.1uF 16V K		R251	NRS125J-R47X	MG RESISTOR	0.47Ω 1/2W J	
C351	NCB31CK-103X	C CAPACITOR	0.01uF 16V K		R252	NRSA63J-2R2X	MG RESISTOR	2.2Ω 1/16W J	
C352	NCB31CK-153X	C CAPACITOR	0.015uF 16V K		R257	NRSA63J-0R0X	MG RESISTOR	0Ω 1/16W J	
C353	NCB31HK-561X	C CAPACITOR	560pF 50V K		R259	NRSA63J-103X	MG RESISTOR	10kΩ 1/16W J	
C354	NCB31HK-561X	C CAPACITOR	560pF 50V K		R301	NRSA63J-911X	MG RESISTOR	910Ω 1/16W J	
C356	NCB21CK-105X	C CAPACITOR	1uF 16V K		R302	NRSA63J-202X	MG RESISTOR	2kΩ 1/16W J	
C359	NCB30JK-105X	C CAPACITOR	1uF 6.3V K		R303	NRSA63J-101X	MG RESISTOR	100Ω 1/16W J	
C371	NCF31AZ-105X	C CAPACITOR	1uF 10V Z		R306	NRSA63J-102X	MG RESISTOR	1kΩ 1/16W J	
C380	NCB21CK-105X	C CAPACITOR	1uF 16V K		R307	NRSA63J-102X	MG RESISTOR	1kΩ 1/16W J	
C381	NCB21AK-225X	C CAPACITOR	2.2uF 10V K		R308	NRSA63J-223X	MG RESISTOR	22kΩ 1/16W J	
C382	NCB31HK-471X	C CAPACITOR	470pF 50V K		R309	NRSA63J-104X	MG RESISTOR	100kΩ 1/16W J	
C391	NCF31CZ-104X	C CAPACITOR	0.1uF 16V Z		R312	NRSA63J-0R0X	MG RESISTOR	0Ω 1/16W J	
C451	NCF31CZ-104X	C CAPACITOR	0.1uF 16V Z		R313	NRSA63J-0R0X	MG RESISTOR	0Ω 1/16W J	
C452	NCB31CK-104X	C CAPACITOR	0.1uF 16V K		R314	NRSA63J-0R0X	MG RESISTOR	0Ω 1/16W J	
C453	NCF31CZ-104X	C CAPACITOR	0.1uF 16V Z		R315	NRSA63J-0R0X	MG RESISTOR	0Ω 1/16W J	
C454	NCB31CK-103X	C CAPACITOR	0.01uF 16V K		R316	NRSA63J-0R0X	MG RESISTOR	0Ω 1/16W J	
C455	NCB31CK-103X	C CAPACITOR	0.01uF 16V K		R317	NRSA63J-0R0X	MG RESISTOR	0Ω 1/16W J	
C551	NCF31CZ-104X	C CAPACITOR	0.1uF 16V Z		R319	NRSA63J-0R0X	MG RESISTOR	0Ω 1/16W J	
C552	NCF31CZ-104X	C CAPACITOR	0.1uF 16V Z		R320	NRSA63J-103X	MG RESISTOR	10kΩ 1/16W J	
C553	NCF31CZ-104X	C CAPACITOR	0.1uF 16V Z		R334	NRSA63J-151X	MG RESISTOR	150Ω 1/16W J	
C554	NCF31CZ-104X	C CAPACITOR	0.1uF 16V Z		R335	NRSA63J-151X	MG RESISTOR	150Ω 1/16W J	
C555	NCF31CZ-104X	C CAPACITOR	0.1uF 16V Z		R336	NRSA63J-151X	MG RESISTOR	150Ω 1/16W J	
C556	NCF31AZ-105X	C CAPACITOR	1uF 10V Z		R337	NRSA63J-151X	MG RESISTOR	150Ω 1/16W J	
C557	NCF31CZ-104X	C CAPACITOR	0.1uF 16V Z		R338	NRSA63J-0R0X	MG RESISTOR	0Ω 1/16W J	
C558	NEA70GM-476X	E CAPACITOR	47uF 4V M		R339	NRSA63J-0R0X	MG RESISTOR	0Ω 1/16W J	
C701	NCB21CK-105X	C CAPACITOR	1uF 16V K		R340	NRSA63D-303X	MG RESISTOR	30kΩ 1/16W D	
C702	NCB31CK-103X	C CAPACITOR	0.01uF 16V K		R341	NRSA63D-362X	MG RESISTOR	3.6kΩ 1/16W D	
C703	NCB30JK-105X	C CAPACITOR	1uF 6.3V K		R342	NRSA63D-222X	MG RESISTOR	2.2kΩ 1/16W D	
C704	NCF21CZ-225X	C CAPACITOR	2.2uF 16V Z		R345	NRSA63J-221X	MG RESISTOR	220Ω 1/16W J	
C705	NCF21CZ-225X	C CAPACITOR	2.2uF 16V Z		R346	NRSA63J-223X	MG RESISTOR	22kΩ 1/16W J	
C706	NCF21CZ-225X	C CAPACITOR	2.2uF 16V Z		R347	NRSA63J-203X	MG RESISTOR	20kΩ 1/16W J	
C707	NCF21CZ-225X	C CAPACITOR	2.2uF 16V Z		R348	NRSA63J-6R8X	MG RESISTOR	6.8Ω 1/16W J	
C708	NCF21CZ-225X	C CAPACITOR	2.2uF 16V Z		R351	NRSA63J-681X	MG RESISTOR	680Ω 1/16W J	
C709	NEA70JM-476X	E CAPACITOR	47uF 6.3V M		R352	NRSA63J-105X	MG RESISTOR	1MΩ 1/16W J	
C712	NCF31CZ-104X	C CAPACITOR	0.1uF 16V Z		R353	NRSA63J-101X	MG RESISTOR	100Ω 1/16W J	
C713	NEA71CM-106X	E CAPACITOR	10uF 16V M		R354	NRSA63J-101X	MG RESISTOR	100Ω 1/16W J	
C714	NCF31CZ-104X	C CAPACITOR	0.1uF 16V Z		R355	NRSA63J-331X	MG RESISTOR	330Ω 1/16W J	
C715	NCF31CZ-104X	C CAPACITOR	0.1uF 16V Z		R356	NRSA63J-331X	MG RESISTOR	330Ω 1/16W J	
C716	NCF31CZ-104X	C CAPACITOR	0.1uF 16V Z		R357	NRSA63J-221X	MG RESISTOR	220Ω 1/16W J	
C717	NCF31CZ-104X	C CAPACITOR	0.1uF 16V Z		R358	NRSA63J-221X	MG RESISTOR	220Ω 1/16W J	
C718	NCF31CZ-104X	C CAPACITOR	0.1uF 16V Z		R359	NRSA63J-221X	MG RESISTOR	220Ω 1/16W J	
C722	NCB31CK-104X	C CAPACITOR	0.1uF 16V K		R360	NRSA63J-221X	MG RESISTOR	220Ω 1/16W J	
					R362	NRSA63J-331X	MG RESISTOR	330Ω 1/16W J	
R101	NRSA63J-101X	MG RESISTOR	100Ω 1/16W J		R363	NRSA63J-151X	MG RESISTOR	150Ω 1/16W J	
R102	NRSA63J-101X	MG RESISTOR	100Ω 1/16W J		R367	NRSA63J-221X	MG RESISTOR	220Ω 1/16W J	
R103	NRSA63J-243X	MG RESISTOR	24kΩ 1/16W J		R372	NRSA63J-103X	MG RESISTOR	10kΩ 1/16W J	
R104	NRSA63J-303X	MG RESISTOR	30kΩ 1/16W J		R373	NRSA63J-103X	MG RESISTOR	10kΩ 1/16W J	
R105	NRS125J-270X	MG RESISTOR	27Ω 1/2W J		R380	NRSA63J-473X	MG RESISTOR	47kΩ 1/16W J	
R106	NRSA63J-2R2X	MG RESISTOR	2.2Ω 1/16W J		R384	NRSA63J-102X	MG RESISTOR	1kΩ 1/16W J	
R107	NRSA63J-101X	MG RESISTOR	100Ω 1/16W J		R385	NRSA63J-102X	MG RESISTOR	1kΩ 1/16W J	
R108	NRSA63J-471X	MG RESISTOR	470Ω 1/16W J		R392	NRSA63J-103X	MG RESISTOR	10kΩ 1/16W J	
R109	NRSA63J-471X	MG RESISTOR	470Ω 1/16W J		R393	NRSA63J-0R0X	MG RESISTOR	0Ω 1/16W J	
R110	NRSA63J-0R0X	MG RESISTOR	0Ω 1/16W J		R394	NRSA63J-0R0X	MG RESISTOR	0Ω 1/16W J	
R111	NRSA63J-243X	MG RESISTOR	24kΩ 1/16W J		R395	NRSA63J-472X	MG RESISTOR	4.7kΩ 1/16W J	
R112	NRSA63J-303X	MG RESISTOR	30kΩ 1/16W J		R452	NRSA63J-222X	MG RESISTOR	2.2kΩ 1/16W J	
R113	NRSA02J-270X	MG RESISTOR	27Ω 1/10W J		R453	NRSA63J-103X	MG RESISTOR	10kΩ 1/16W J	
R114	NRSA63J-2R2X	MG RESISTOR	2.2Ω 1/16W J		R454	NRSA63J-103X	MG RESISTOR	10kΩ 1/16W J	
R115	NRSA63J-101X	MG RESISTOR	100Ω 1/16W J		R455	NRSA63J-103X	MG RESISTOR	10kΩ 1/16W J	
R116	NRSA63J-471X	MG RESISTOR	470Ω 1/16W J		R456	NRSA63J-103X	MG RESISTOR	10kΩ 1/16W J	
R117	NRSA63J-331X	MG RESISTOR	330Ω 1/16W J		R457	NRSA63J-0R0X	MG RESISTOR	0Ω 1/16W J	
R118	NRSA63J-0R0X	MG RESISTOR	0Ω 1/16W J		R458	NRSA63J-102X	MG RESISTOR	1kΩ 1/16W J	
R119	NRSA63J-0R0X	MG RESISTOR	0Ω 1/16W J		R530	NRSA63J-103X	MG RESISTOR	10kΩ 1/16W J	
R120	NRSA63J-0R0X	MG RESISTOR	0Ω 1/16W J		R535	NRSA63J-473X	MG RESISTOR	47kΩ 1/16W J	
R122	NRSA63J-0R0X	MG RESISTOR	0Ω 1/16W J		R561	NRSA63J-102X	MG RESISTOR	1kΩ 1/16W J	
R123	NRSA63J-0R0X	MG RESISTOR	0Ω 1/16W J		R562	NRSA63J-101X	MG RESISTOR	100Ω 1/16W J	
R125	NRSA02J-1R0X	MG RESISTOR	1Ω 1/10W J		R701	NRSA63J-0R0X	MG RESISTOR	0Ω 1/16W J	
R126	NRSA02J-181X	MG RESISTOR	180Ω 1/10W J		R702	NRSA63J-2R2X	MG RESISTOR	2.2Ω 1/16W J	
R127	NRSA63J-333X	MG RESISTOR	33kΩ 1/16W J		R703	NRSA63J-471X	MG RESISTOR	470Ω 1/16W J	
R128	NRSA63J-163X	MG RESISTOR	16kΩ 1/16W J		R704	NRSA63J-471X	MG RESISTOR	470Ω 1/16W J	
R204	NRSA63J-273X	MG RESISTOR	27kΩ 1/16W J		R705	NRSA63J-471X	MG RESISTOR	470Ω 1/16W J	
R205	NRSA63J-273X	MG RESISTOR	27kΩ 1/16W J		R706	NRSA63J-471X	MG RESISTOR	470Ω 1/16W J	

△ Symbol No.	Part No.	Part Name	Description	Local
R707	NRSA63J-471X	MG RESISTOR	470Ω 1/16W J	
R708	NRSA63J-471X	MG RESISTOR	470Ω 1/16W J	
R710	NQR0129-002X	FERRITE BEADS		
R714	NRSA63J-221X	MG RESISTOR	220Ω 1/16W J	
R715	NRSA63J-221X	MG RESISTOR	220Ω 1/16W J	
R716	NRSA63J-221X	MG RESISTOR	220Ω 1/16W J	
R717	NRSA63J-473X	MG RESISTOR	47kΩ 1/16W J	
R718	NRSA63J-103X	MG RESISTOR	10kΩ 1/16W J	
R719	NRSA63J-5R1X	MG RESISTOR	5.1Ω 1/16W J	
R720	NRSA63J-473X	MG RESISTOR	47kΩ 1/16W J	
R722	NRSA63J-0R0X	MG RESISTOR	0Ω 1/16W J	
R741	NQR0129-002X	FERRITE BEADS		
R742	NQR0129-002X	FERRITE BEADS		
R743	NQR0129-002X	FERRITE BEADS		
R744	NQR0129-002X	FERRITE BEADS		
CN101	QGF0523F1-24W	CONNECTOR	FFC/FPC (1-24)	
CN201	QGF1016F2-08W	CONNECTOR	FFC/FPC (1-8)	
CN451	QGF1016F2-15W	CONNECTOR	FFC/FPC (1-15)	
CN452	QGA2001F2-02X	CONNECTOR	W-B (1-2)	
CN453	QGA2001F2-03X	CONNECTOR	W-B (1-3)	
CN701	QGF1016F2-10W	CONNECTOR	FFC/FPC (1-10)	
CN702	QGF1016F2-08W	CONNECTOR	FFC/FPC (1-8)	
CN703	QGF1016F2-28W	CONNECTOR	FFC/FPC (1-28)	
K101	NRSA02J-0R0X	MG RESISTOR	0Ω 1/10W J	
K102	NRSA02J-0R0X	MG RESISTOR	0Ω 1/10W J	
K350	NQR0354-001X	FERRITE BEADS		
K352	NQR0354-001X	FERRITE BEADS		
K451	NRSA63J-0R0X	MG RESISTOR	0Ω 1/16W J	
K551	NQR0129-002X	FERRITE BEADS		
K552	NQR0129-002X	FERRITE BEADS		
K553	NQR0129-002X	FERRITE BEADS		
K554	NQR0129-002X	FERRITE BEADS		
K555	NQR0022-005X	FERRITE BEADS		
K556	NQR0129-002X	FERRITE BEADS		
K562	NRSA63J-0R0X	MG RESISTOR	0Ω 1/16W J	
K566	NRSA63J-0R0X	MG RESISTOR	0Ω 1/16W J	
TH301	NAD0025-103X	N THERMISTOR	10kΩ	
X351	NAX0550-001X	CRYSTAL	27.000MHz	
X451	NAX0248-001X	C OSCILLATOR		

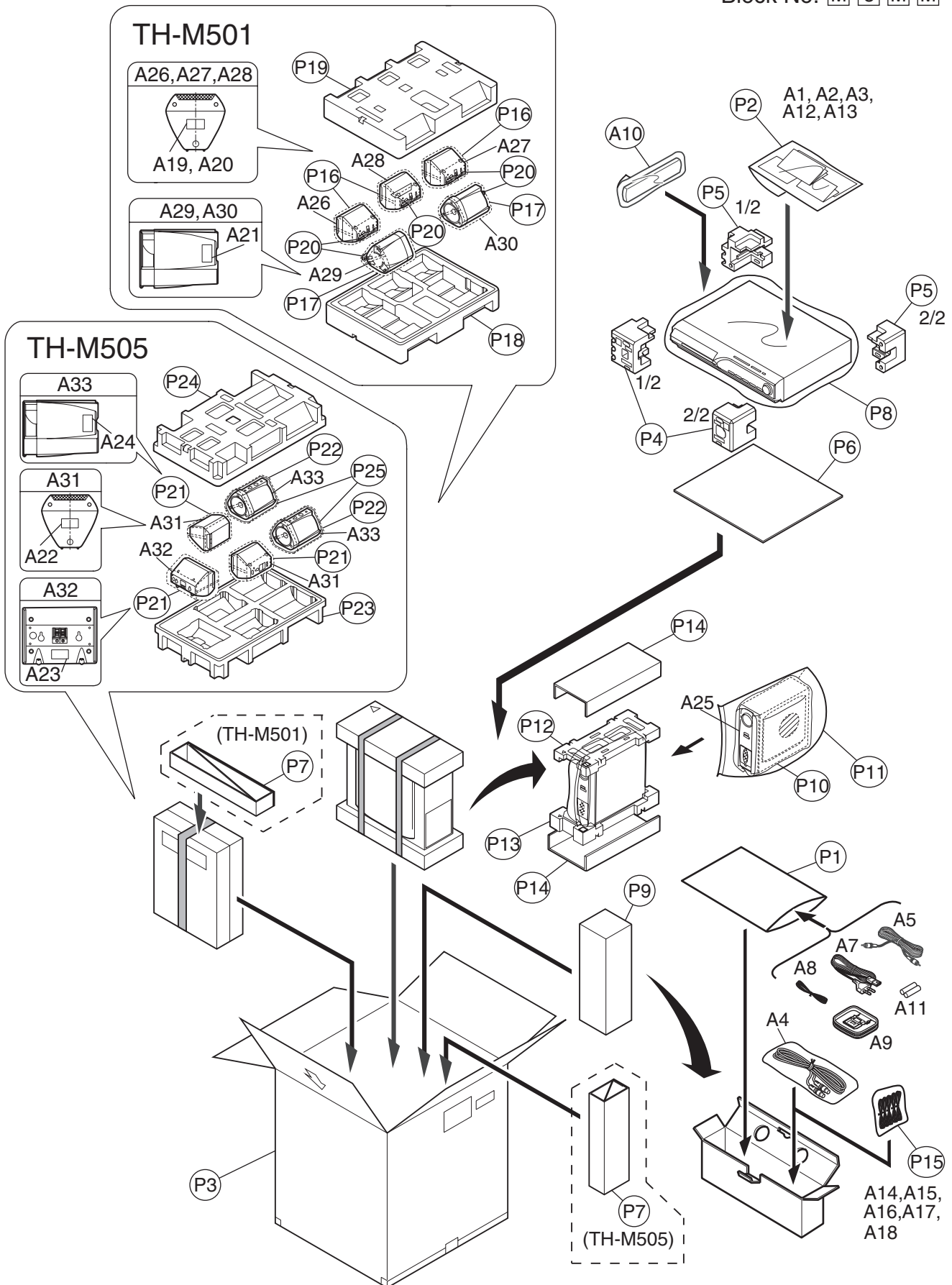
DVD loading board (FMU-SD9-5M)

Block No. [0][9][0][0]

△ Symbol No.	Part No.	Part Name	Description	Local
IC1	LB1641	IC		
IC2	LB1641	IC		
D1	MTZJ6.2A-T2	Z DIODE		
C1	QEK1AM-107Z	E CAPACITOR	100uF 10V M	
C2	QCFB1HZ-104Y	C CAPACITOR	0.1uF 50V Z	
C3	QFLC1HJ-103Z	M CAPACITOR	0.01uF 50V J	
C5	QFLC1HJ-103Z	M CAPACITOR	0.01uF 50V J	
C6	QCFB1HZ-104Y	C CAPACITOR	0.1uF 50V Z	
C7	QCFB1HZ-104Y	C CAPACITOR	0.1uF 50V Z	
CN1	QGF1036F1-15	CONNECTOR	FFC/FPC (1-15)	
CN2	QGB2024K1-07S	CONNECTOR	B-B (1-7)	
CN3	QGB2024J1-07S	CONNECTOR	B-B (1-7)	
SW1	QSW0844-001	PUSH SWITCH		
SW2	QSW0844-001	PUSH SWITCH		
SW3	QSW0844-001	PUSH SWITCH		
SW4	QSW0844-001	PUSH SWITCH		
SW5	QSW0844-001	PUSH SWITCH		
SW6	QSW0854-002	PUSH SW		
SW8	QSW0923-001	DETECT SWITCH		

Packing materials and accessories parts list

Block No. M 3 M M



Packing and accessories

Block No. [M][3][M][M]

△	Symbol No.	Part No.	Part Name	Description	Local
	A 1	LVT1147-001B	INST BOOK	ENG	
	A 2	LVT1147-002A	INST BOOK	FRE	THM505C
	A 3	BT-51034-1	J=REGIST CARD		THM501J,THM505J
	A 4	QAM0588-001	DIN CABLE		
	A 5	QAM0236-001	VIDEO CABLE		
△	A 7	QMPE090-183-JD	POWER CORD(US/CA)	1.83m BLACK	
	A 8	QAL0457-001	ANT.WIRE		
	A 9	QAL0014-001	AM LOOP ANT		
	A 10	RM-STHM303J	REMOCON UNIT		
	A 11	-----	BATTERY	(x2)	
	A 12	YU20333	SAFETY INST		
	A 13	BT-52006-2	WARRANTY CARD		THM505C
	A 14	6200044801	SPEAKER CORD		
	A 15	6200044811	SPEAKER CORD		
	A 16	6200044821	SPEAKER CORD		
	A 17	6200044831	SPEAKER CORD		
	A 18	6200044841	SPEAKER CORD		
	A 19	6000206771	RATING LABEL		
	A 20	6000206781	RATING LABEL		
	A 21	6000206791	RATING LABEL		
	A 22	6000206141	RATING LABEL	(x2)	
	A 23	6000206151	RATING LABEL		
	A 24	6000206161	RATING LABEL	(x2)	
	A 25	SPPWM505J-SPBOX	SPEAKER BOX		
	A 26	AB080050-01	SPEAKER BOX	FRONT R	
	A 27	AB080050-02	SPEAKER BOX	FRONT L	
	A 28	AB080051-01	SPEAKER BOX	CENTRE	
	A 29	AB080052-01	SPEAKER BOX	SURROUND R	
	A 30	AB080052-02	SPEAKER BOX	SURROUND L	
	A 31	AB080053-01	SPEAKER BOX	FRONT(x2)	
	A 32	AB080054-01	SPEAKER BOX	CENTRE	
	A 33	AB080047-01	SPEAKER BOX	SURROUND(x2)	
	P 1	QPA02503503P	POLY BAG	25cm x 35cm	
	P 2	QPA02503505P	POLY BAG	25cm x 35cm	
	P 3	LV34823-001A	CARTON BOX		THM501J
	P 3	LV34824-001A	CARTON BOX		THM505C,THM505J
	P 4	LV21730-001A	CUSHION FRONT		
	P 5	LV21731-001A	CUSHION REAR		
	P 6	LV35024-001A	CARTON SHEET		
	P 7	LV35027-001A	CARTON SPACER		THM501J
	P 7	LV35026-001A	CARTON SPACER		THM505C,THM505J
	P 8	QPC05006515P	POLY BAG	50cm x 65cm	
	P 9	LV34595-001A	ACCESSORY BOX		
	P 10	8500051891	MIRROR MAT	LV34908-002A	
	P 11	8500051991	POLY BAG	LV34907-002A	
	P 12	8000055501	CUSHION(TOP)		
	P 13	8000055511	CUSHION(BOTTOM)		
	P 14	8100124301	PARTITION	(x2)	
	P 15	8500032771	POLY BAG		
	P 16	8500051971	POLY BAG	(x3)	
	P 17	8500051981	POLY BAG	(x2)	
	P 18	8000054411	CUSHION(BTM)		
	P 19	8000054401	CUSHION(TOP)		
	P 20	8500052241	POLY BAG	(x5)	
	P 21	8500051961	POLY BAG	(x3)	
	P 22	8500043421	POLY BAG	(x2)	
	P 23	8000054812	CUSHION(BOT)		
	P 24	8000054802	CUSHION(TOP)		
	P 25	8500048061	MIRROR MAT	(x2)	