

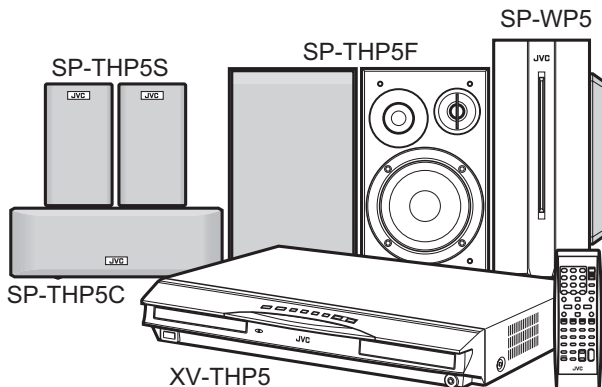
JVC

SERVICE MANUAL

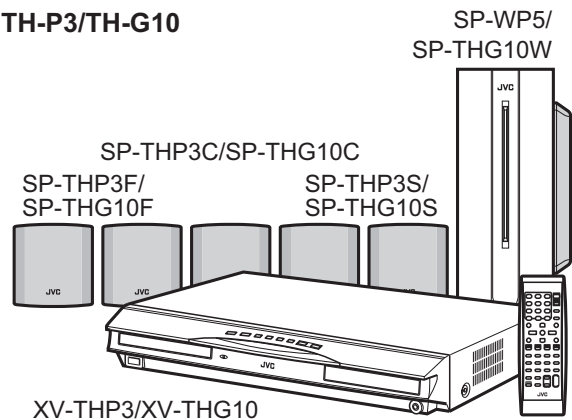
DVD DIGITAL CINEMA SYSTEM

TH-P5B, TH-P5E, TH-P5EN, TH-P5EV, TH-P3B, TH-P3E, TH-P3EN, TH-P3EV, TH-G10B, TH-G10E, TH-G10EN, TH-G10EV

TH-P5



TH-P3/TH-G10



MPEG-4
ASF PLAYBACK

DVD
VIDEO

COMPACT
disc
SUPER VIDEO

DOLBY
DIGITAL
PRO LOGIC II

dts
Digital Surround

DIVX

DIVX
ULTRA

Radio Data System

Digital Direct Progressive Scan

(Only for TH-P5/TH-G10)

Lead free solder used in the board (material : Sn-Ag-Cu, melting point : 219 Centigrade)

Lead free solder used in the board (material : Sn-Cu, melting point : 230 Centigrade)

TABLE OF CONTENTS

1	PRECAUTION	1-4
2	SPECIFIC SERVICE INSTRUCTIONS	1-7
3	DISASSEMBLY	1-7
4	ADJUSTMENT	1-20
5	TROUBLESHOOTING	1-23

SPECIFICATION

Center unit (XV-THP5/XV-THP3/XV-THP10)

Audio section	Front/Surround		40 W per channel, RMS at 3 Ω at 1 kHz, with 10 % total harmonic distortion.
	Center		100 W, RMS at 4 Ω at 1 kHz, with 10 % total harmonic distortion.
	Subwoofer		100 W, RMS at 4 Ω at 30 Hz, with 10 % total harmonic distortion.
Video section	Video System		PAL
	Horizontal Resolution		500 lines
	Signal-to-Noise Ratio	64 dB	(Composite signal when "RGB" is selected)
	Video output level	Composite	1.0 V(p-p)/75 Ω
		Y	1.0 V(p-p)/75 Ω
		C	0.3 V(p-p)/75 Ω
		RGB	0.7 V(p-p)/75 Ω
Only for XV-THP5	Component-Y	1.0 V(p-p)/75 Ω	
	Component-PB/PR	0.7 V(p-p)/75 Ω	
USB storage	USB specification		Compatible with the USB 2.0 Full-Speed
	Compatible device		Mass Storage Class
	Compatible file system		FAT16, FAT32
	Bus power supply		Max. 500 mA
Tuner section	Tuning Range	FM	87.50 MHz to 108.00 MHz
		AM (MW)	522 kHz to 1 629 kHz
General	Power Requirements		AC 230 V , 50 Hz
	Power Consumption		60 W (at operation) 1.4 W (in standby mode)
	Dimensions (W \times H \times D)		435 mm \times 70 mm \times 308 mm
	Mass		3.0 kg

Subwoofer (SP-WP5/SP-THG10W)

Type	Bass-Reflex Type
Speaker	16 cm cone \times 1
Power Handling Capacity	100 W
Impedance	4 Ω
Frequency Range	35 Hz to 200 Hz
Sound Pressure Level	75 dB/W·m
Dimensions (W \times H \times D)	129 mm \times 284 mm \times 337 mm
Mass	3.1 kg

Satellite speakers (For TH-P5)

Front speakers (SP-THP5F)	Type	3-Way Bass-Reflex Type (Magnetically-shielded Type)
	Speaker	11.5 cm cone × 1 4 cm cone × 1 1.5 cm cone × 1
	Power Handling Capacity	40 W
	Impedance	3 Ω
	Frequency Range	60 Hz to 20 000 Hz
	Sound Pressure Level	82 dB/W·m
	Dimensions (W × H × D)	146 mm × 246.5 mm × 208 mm
	Mass	2.2 kg each
Center speaker (SP-THP5C)	Type	1-Way Bass-Reflex Type (Magnetically-shielded Type)
	Speaker	6.5 cm cone × 2
	Power Handling Capacity	100 W
	Impedance	4 Ω
	Frequency Range	90 Hz to 20 000 Hz
	Sound Pressure Level	79 dB/W·m
	Dimensions (W × H × D)	250 mm × 85 mm × 91 mm
	Mass	0.82 kg
Surround speakers (SP-THP5S)	Type	1-Way Bass-Reflex Type
	Speaker	6.5 cm cone × 1
	Power Handling Capacity	40 W
	Impedance	3 Ω
	Frequency Range	90 Hz to 20 000 Hz
	Sound Pressure Level	72 dB/W·m
	Dimensions (W × H × D)	79.5 mm × 147 mm × 88 mm
	Mass	0.51 kg each

Satellite speakers (For TH-P3/TH-G10)

Front speakers (SP-THP3F/SP-THG10F)	Type	1-Way Bass-Reflex Type (Magnetically-shielded Type)
	Speaker	6.5 cm cone × 1
	Power Handling Capacity	40 W
	Impedance	3 Ω
	Frequency Range	90 Hz to 20 000 Hz
	Sound Pressure Level	75 dB/W·m
	Dimensions (W × H × D)	92 mm × 99 mm × 95.5 mm
	Mass	0.45 kg each
Center speaker (SP-THP3C/SP-THG10C)	Type	1-Way Bass-Reflex Type (Magnetically-shielded Type)
	Speaker	6.5 cm cone × 1
	Power Handling Capacity	100 W
	Impedance	4 Ω
	Frequency Range	90 Hz to 20 000 Hz
	Sound Pressure Level	76 dB/W·m
	Dimensions (W × H × D)	92 mm × 99 mm × 95.5 mm
	Mass	0.45 kg
Surround speakers (SP-THP3S/SP-THG10S)	Type	1-Way Bass-Reflex Type
	Speaker	6.5 cm cone × 1
	Power Handling Capacity	40 W
	Impedance	3 Ω
	Frequency Range	90 Hz to 20 000 Hz
	Sound Pressure Level	72 dB/W·m
	Dimensions (W × H × D)	92 mm × 99 mm × 95.5 mm
	Mass	0.48 kg each

Designs and specifications are subject to change without notice.

SECTION 1 PRECAUTION

1.1 Safety Precautions

- (1) This design of this product contains special hardware and many circuits and components specially for safety purposes. For continued protection, no changes should be made to the original design unless authorized in writing by the manufacturer. Replacement parts must be identical to those used in the original circuits. Services should be performed by qualified personnel only.
- (2) Alterations of the design or circuitry of the product should not be made. Any design alterations of the product should not be made. Any design alterations or additions will void the manufacturer's warranty and will further relieve the manufacturer of responsibility for personal injury or property damage resulting therefrom.
- (3) Many electrical and mechanical parts in the products have special safety-related characteristics. These characteristics are often not evident from visual inspection nor can the protection afforded by them necessarily be obtained by using replacement components rated for higher voltage, wattage, etc. Replacement parts which have these special safety characteristics are identified in the Parts List of Service Manual. Electrical components having such features are identified by shading on the schematics and by (Δ) on the Parts List in the Service Manual. The use of a substitute replacement which does not have the same safety characteristics as the recommended replacement parts shown in the Parts List of Service Manual may create shock, fire, or other hazards.
- (4) The leads in the products are routed and dressed with ties, clamps, tubings, barriers and the like to be separated from live parts, high temperature parts, moving parts and/or sharp edges for the prevention of electric shock and fire hazard. When service is required, the original lead routing and dress should be observed, and it should be confirmed that they have been returned to normal, after reassembling.

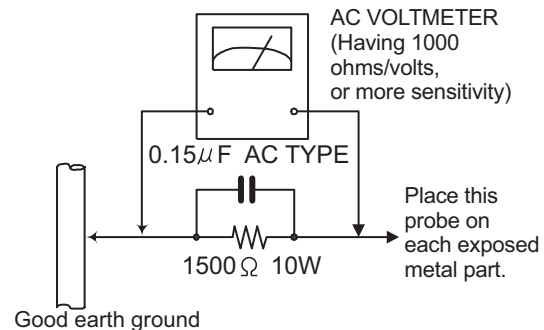
(5) Leakage shock hazard testing

After reassembling the product, always perform an isolation check on the exposed metal parts of the product (antenna terminals, knobs, metal cabinet, screw heads, headphone jack, control shafts, etc.) to be sure the product is safe to operate without danger of electrical shock. Do not use a line isolation transformer during this check.

- Plug the AC line cord directly into the AC outlet. Using a "Leakage Current Tester", measure the leakage current from each exposed metal part of the cabinet, particularly any exposed metal part having a return path to the chassis, to a known good earth ground. Any leakage current must not exceed 0.5mA AC (r.m.s.).
- Alternate check method
Plug the AC line cord directly into the AC outlet. Use an AC voltmeter having, 1,000 Ω per volt or more sensitivity in the following manner. Connect a 1,500 Ω 10W resistor paralleled by a 0.15 μ F AC-type capacitor between an exposed metal part and a known good earth ground. Measure the AC voltage across the resistor with the AC

voltmeter.

Move the resistor connection to each exposed metal part, particularly any exposed metal part having a return path to the chassis, and measure the AC voltage across the resistor. Now, reverse the plug in the AC outlet and repeat each measurement. Voltage measured any must not exceed 0.75 V AC (r.m.s.). This corresponds to 0.5 mA AC (r.m.s.).



1.2 Warning

- (1) This equipment has been designed and manufactured to meet international safety standards.
- (2) It is the legal responsibility of the repairer to ensure that these safety standards are maintained.
- (3) Repairs must be made in accordance with the relevant safety standards.
- (4) It is essential that safety critical components are replaced by approved parts.
- (5) If mains voltage selector is provided, check setting for local voltage.

1.3 Caution

Burrs formed during molding may be left over on some parts of the chassis.

Therefore, pay attention to such burrs in the case of pre-forming repair of this system.

1.4 Critical parts for safety

In regard with component parts appearing on the silk-screen printed side (parts side) of the PWB diagrams, the parts that are printed over with black such as the resistor (■), diode (■) and ICP (●) or identified by the " Δ " mark nearby are critical for safety. When replacing them, be sure to use the parts of the same type and rating as specified by the manufacturer. (This regulation does not Except the J and C version)

1.5 Preventing static electricity

Electrostatic discharge (ESD), which occurs when static electricity stored in the body, fabric, etc. is discharged, can destroy the laser diode in the traverse unit (optical pickup). Take care to prevent this when performing repairs.

1.5.1 Grounding to prevent damage by static electricity

Static electricity in the work area can destroy the optical pickup (laser diode) in devices such as laser products.

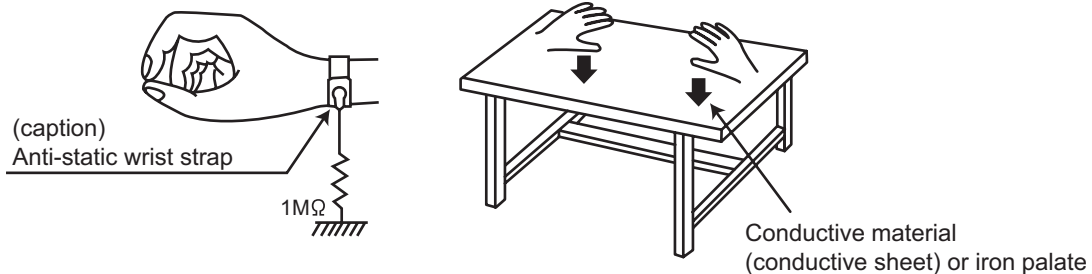
Be careful to use proper grounding in the area where repairs are being performed.

(1) Ground the workbench

Ground the workbench by laying conductive material (such as a conductive sheet) or an iron plate over it before placing the traverse unit (optical pickup) on it.

(2) Ground yourself

Use an anti-static wrist strap to release any static electricity built up in your body.



(3) Handling the optical pickup

- In order to maintain quality during transport and before installation, both sides of the laser diode on the replacement optical pickup are shorted. After replacement, return the shorted parts to their original condition. (Refer to the text.)
- Do not use a tester to check the condition of the laser diode in the optical pickup. The tester's internal power source can easily destroy the laser diode.

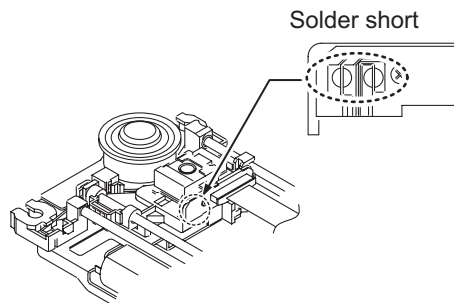
1.6 Handling the traverse unit (optical pickup)

- (1) Do not subject the traverse unit (optical pickup) to strong shocks, as it is a sensitive, complex unit.
- (2) Cut off the shorted part of the flexible cable using nippers, etc. after replacing the optical pickup. For specific details, refer to the replacement procedure in the text. Remove the anti-static pin when replacing the traverse unit. Be careful not to take too long a time when attaching it to the connector.
- (3) Handle the flexible cable carefully as it may break when subjected to strong force.
- (4) It is not possible to adjust the semi-fixed resistor that adjusts the laser power. Do not turn it.

1.7 Attention when traverse unit is decomposed

***Please refer to "Disassembly method" in the text for the pickup unit.**

- Apply solder to the short land sections before the flexible wire is disconnected from the connector on the servo board. (If the flexible wire is disconnected without applying solder, the pickup may be destroyed by static electricity.)
- In the assembly, be sure to remove solder from the short land sections after connecting the flexible wire.



1.8 Important for laser products

1.CLASS 1 LASER PRODUCT

2.CAUTION :

(For U.S.A.) Visible and/or invisible class II laser radiation when open. Do not stare into beam.

(Others) Visible and/or invisible class 1M laser radiation when open. Do not view directly with optical instruments.

3.CAUTION : Visible and/or invisible laser radiation when open and inter lock failed or defeated. Avoid direct exposure to beam.

4.CAUTION : This laser product uses visible and/or invisible laser radiation and is equipped with safety switches which prevent emission of radiation when the drawer is open and the safety interlocks have failed or are defeated. It is dangerous to defeat the safety switches.

(For U.S.A.)

CAUTION : Visible and/or invisible class II laser radiation when open. Do not stare into beam.

(Others)

CAUTION : Visible and/or invisible class 1M laser radiation when open. Do not view directly with optical instruments

ACHTUNG: Sichtbare und/oder unsichtbare Laserstrahlung der Klasse 1M bei offenen Abdeckungen. Nicht direkt mit optischen Instrumenten betrachten.

ATTENTION: Rayonnement laser visible et/ou invisible de classe 1M une fois ouvert. Ne pas regarder directement avec des instruments optiques.

VOORZICHTIG: Zichtbare en/of onzichtbare klasse 1M laserstralen indien geopend. Bekijk niet direct met optische instrumenten.

ATTENZIONE: Radiazione laser in classe 1M visibile e/o invisibile quando aperto. Non osservare direttamente con strumenti ottici.

WARNING: Synlig och/eller osynlig laserstrålning, klass 1M, när denna del är öppnad. Betrakta ej strålen med optiska instrument.

VARO! Avattaessa olet alttiina näkyvälle ja/tai näkymättömälle luokan 1M lasersäteilylle. Älä tarkastele sitä optisen laitteen läpi.

ADVASEL: Synlig og/eller usynlig klasse 1M-laserstrålning ved åbning. Se ikke direkte med optiske instrumenter.

AVISO: Radiación láser de clase 1M visible y/o invisible cuando está abierto. No mirar directamente con instrumental óptico.

PRECAUÇÃO: Radiação laser de classe 1M visível e/ou invisível quando aberto. Não olhe diretamente com instrumentos ópticos.

5.CAUTION : If safety switches malfunction, the laser is able to function.

6.CAUTION : Use of controls, adjustments or performance of procedures other than those specified here in may result in hazardous radiation exposure.



CAUTION Please use enough caution not to see the beam directly or touch it in case of an adjustment or operation check.

PRECAUÇÃO: Radiação laser de classe 1M visível e/ou invisível quando aberto. Não olhe diretamente com instrumentos ópticos.

ПРЕДУПРЕЖДЕНИЕ: В открытом состоянии происходит видимое и/или невидимое излучение лазера класса 1M. Не смотрите непосредственно в оптические инструменты.

UWAGA: Otwarcie spowoduje narażenie na widzialne i/lub niewidzialne promieniowanie lasera klasy 1M. Nie patrzeć bezpośrednio w przyrządy optyczne.

UPOZORNĚNÍ: Při otevření vydává viditelné popř. neviditelné laserové ozáření třídy 1M. Nedívejte se do otvoru přímo s optickými nástroji.

FIGYELMEZTETÉS: Látható és/vagy láthatatlan 1M osztályú sugárzás nyitott állapotban. Ne nézze közvetlenül optikai műszerekkel.

注意: 打開蓋板可能會產生可見或不可見的 1M 級鐳射。不要使用光學儀器直接進行窺視。


注意: 打开蓋板可能会产生可见或不可见的 1M 级辐射。不要使用光学仪器直接进行窥视。

تنبيه: يوجد إشعاع ليزري مرئي و/أو غير مرئي من الفئة 1M عندما يكون الجهاز مفتوحاً. تجنب النظر مباشرة داخل الجهاز باستخدام أدوات بصرية.

احتياطات: هنگامی که باز گردد، تشعشع مرئی و یا نامرئی کلاس 1M لیزر وجود دارد. با لوازم چشمی مستقیماً به آن نگاه نکنید.

주의: 개방하면 가시 및/또는 비가시 클래스 1M 레이저 방사선이 나옵니다. 광학 기구로 직접 들여다보지 마십시오.

REPRODUCTION AND POSITION OF LABELS and PRINT WARNING LABEL and PRINT



CAUTION VISIBLE AND/OR INVISIBLE CLASS 1M LASER RADIATION WHEN OPEN. DO NOT VIEW DIRECTLY WITH OPTICAL INSTRUMENTS. IEC60825-1:2001 (ENG)	ATTENTION RAYONNEMENT LASER VISIBLE ET/OU INVISIBLE DE CLASSE 1M UNE FOIS OUVERT. NE PAS REGARDER DIRECTEMENT AVEC DES INSTRUMENTS OPTIQUES. (FRA)	AVISO RADIACIÓN LASER DE CLASE 1M VISIBLE Y/O INVISIBLE CUANDO ESTÁ ABIERTO. NO MIRAR DIRECTAMENTE CON INSTRUMENTAL ÓPTICO. (ESP)	WARNING SYNLIG OCH/ELLER OSYNLIG LASERSTRÅLNING, KLASS 1M, NÄR DENNA DEL ÄR ÖPPNAD. BETRAKTA EJ STRÅLEN MED OPTISKA INSTRUMENT. (SWE)	注意 エコー音と可視 及び/または不可視 のクラス1M レーザー放射が 出ます。 光学装置で直接 見ないでください。 (JPN)	CAUTION VISIBLE AND/OR INVISIBLE CLASS II LASER RADIATION WHEN OPEN. DO NOT STARE INTO BEAM. FDA 21 CFR (ENG) LV44603-003A
--	--	---	---	---	---

SECTION 2 SPECIFIC SERVICE INSTRUCTIONS

This service manual does not describe SPECIFIC SERVICE INSTRUCTIONS.

SECTION 3 DISASSEMBLY

3.1 Main body

3.1.1 Removing the top cover (See Fig.1 and 2)

- (1) Remove the two screws **A** attaching the top cover of both side. (See Fig.1)
- (2) Remove the five screws **B** attaching the top cover of rear side. (See Fig.2)




Fig.1




Fig.2

3.1.2 Removing the front panel assembly (See fig.3 to 5)

- (1) Remove the three screws **C** attaching the front panel assembly from bottom side. (See Fig.3)
- (2) Remove the screw **D** attaching the wire to power supply board. (See Fig.5)
- (3) Release the hook **a** of bottom side and hook **b** of both side of front panel assembly. (See Fig.4 and 5)




Fig.3

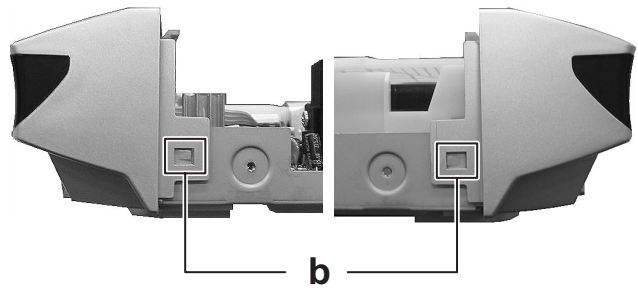


Fig.4




Fig.5

3.1.3 Removing the power supply board (See Fig.6)

CAUTION:

When remove the power supply board, do not touch the capacitor (C905) because it keep voltage.

- (1) Disconnect the parallel wires from connectors [CN101](#), [CN421](#) and [CN422](#) on the main board.
- (2) Disconnect the power cord connector [CN901](#) on the power supply board.
- (3) Remove the four screws **E** attaching the power supply board.
- (4) Release the power supply board from fastener.

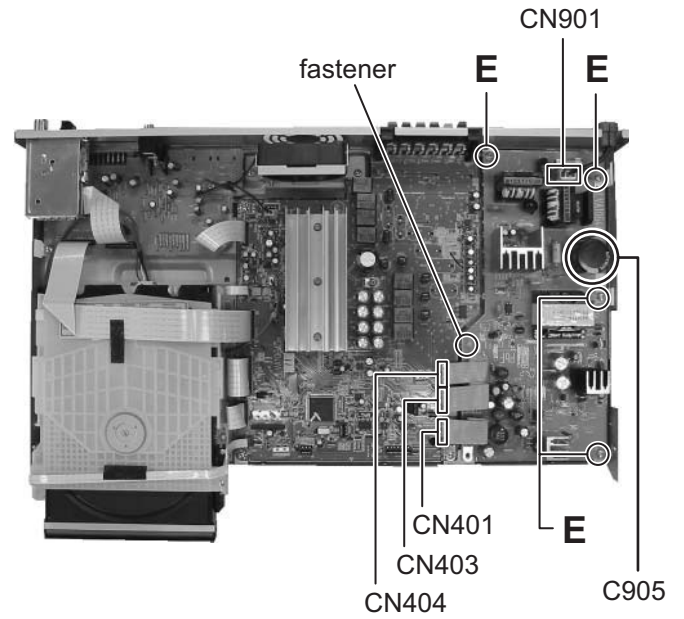


Fig.6

3.1.4 Removing the DVD mechanism assembly (See Fig.7 and 8)

- (1) Disconnect the card wires from connector [CN405](#), [CN411](#), [CN412](#), [CN413](#) and [CN414](#) of main board. (See Fig.7)
- (2) Remove the two screws **F** attaching the DVD mechanism assembly from bottom cover. (See Fig.8)
- (3) Press the hook **c** and slide out the DVD mechanism for direction the arrow. (See Fig.8)




Fig.7




Fig.8

3.1.5 Removing the fan (See Fig.9)

- (1) Disconnect the connector [CN416](#) of main board.
- (2) Remove the two screws **G** attaching the fan to bottom cover.




Fig.9

3.1.6 Removing the tuner pack (See Fig.10 and 11)

- (1) Disconnect the card wire from connector [CN652](#) of video board. (See Fig.10)
- (2) Remove the two screws **H** attaching the tuner pack from rear panel. (See Fig.11)




Fig.10




Fig.11

3.1.7 Removing the video board (See Fig.12 and 13)

- (1) Disconnect the card wire from connector [CN601](#) and [CN651](#). (See Fig.12)
- (2) Remove the two screws **J** attaching the video board. (See Fig.12)
- (3) Remove the three screws **K** attaching the video board from rear panel. (See Fig.13)




Fig.12




Fig.13

3.1.8 Removing the main board (See Fig.14 and 15)

- (1) Remove the four screws **L** attaching the main board. (See Fig.14)
- (2) Remove the two screws **M** attaching the main board from rear panel. (See Fig.15)




Fig.14




Fig.15

3.1.9 Removing the switch board
(See Fig.16)

(1) Remove the three screws **N** attaching the switch board.

3.1.10 Removing the headphone board
(See Fig.16)

(1) Remove the screw **P** attaching the headphone board.




Fig.16

3.1.11 Removing the FL board
(See Fig.17)

(1) Remove the three screws **Q** attaching the FL board.




Fig.17

3.2 DVD mechanism

3.2.1 Removing the traverse mechanism

(See Fig.1 to 7)

- (1) Remove the two screws **A** attaching the tramecha holder from top side of DVD mechanism assembly. (See Fig.1)
- (2) Remove the two screws **B** attaching the DVD module board. (See Fig.2)
- (3) Remove the one screw **C** attaching the tramecha holder. (See Fig.3)
- (4) Through the DVD module board from mecha tramecha holder and take out the mecha holder. (See Fig.4)
- (5) Remove the four screws **D** attaching the traverse mechanism. (See Fig.5)
- (6) Solder the solder part of DVD pickup up. (See Fig.6)
- (7) Disconnect the card wire from [CN101](#) and [CN201](#) on the DVD module board. (See Fig. 7)

Caution:

- Solder the short land section on the DVD pickup before disconnecting the card wire from the connector on the DVD pickup. If the card wire is disconnected without attaching solders, the pickup may be destroyed by static electricity.
- When attaching the DVD pickup, be sure to remove solders from the short land section after connecting the card wire to the connector on the DVD pickup.

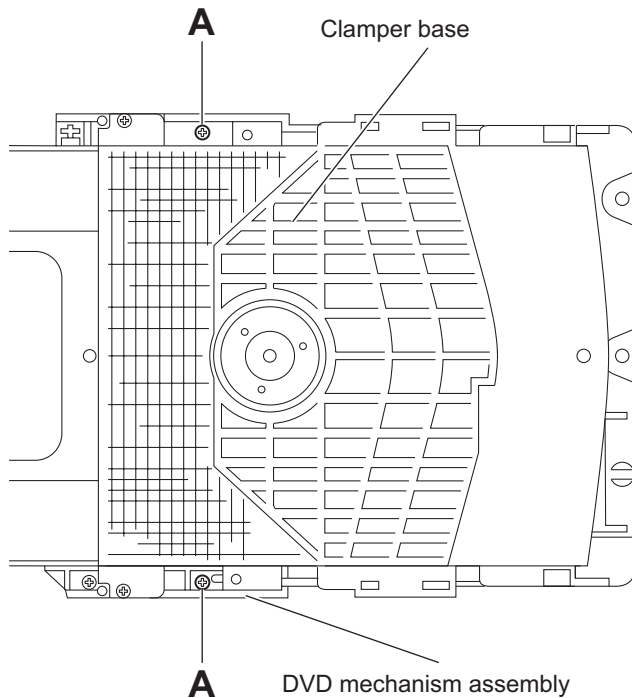


Fig.1

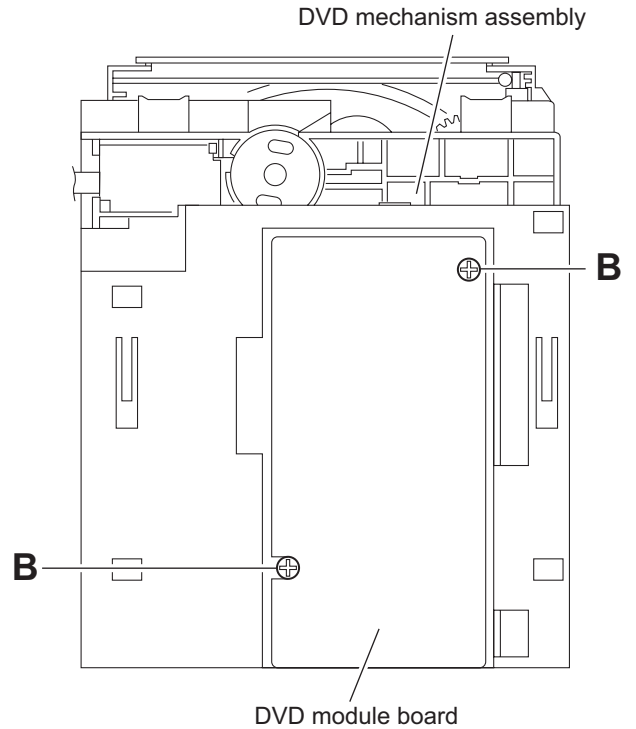


Fig.2

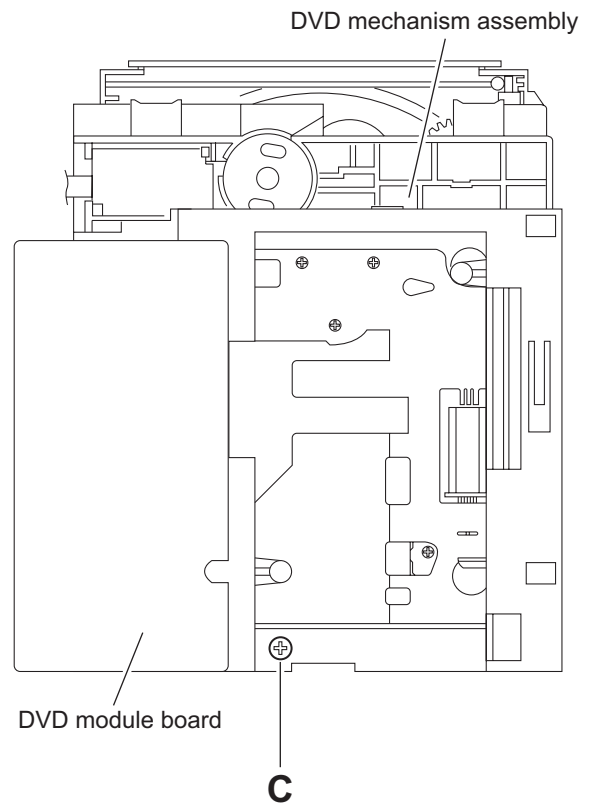


Fig.3

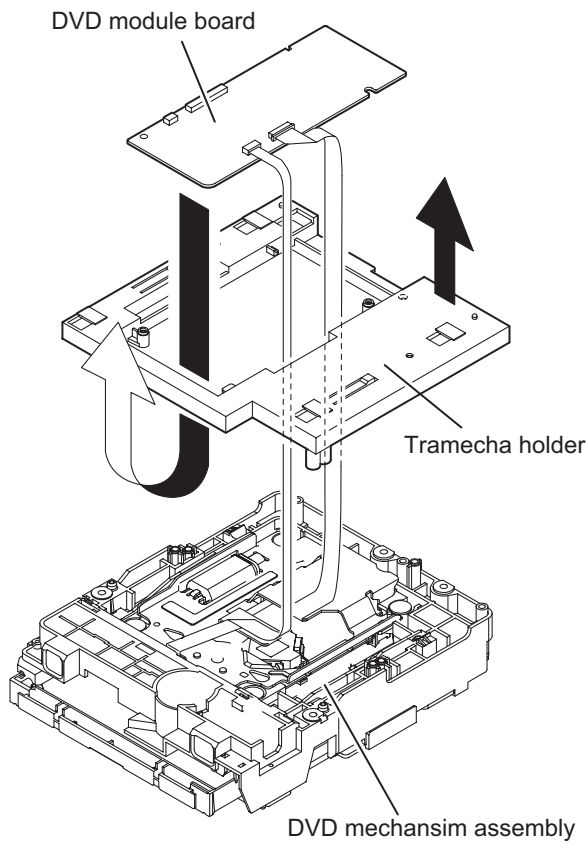


Fig.4

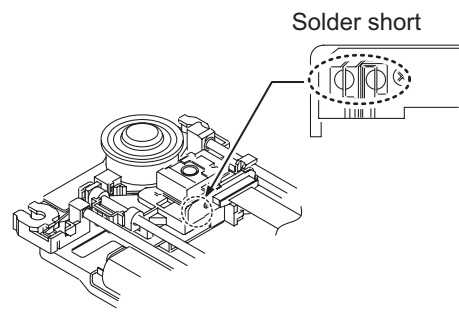


Fig.6

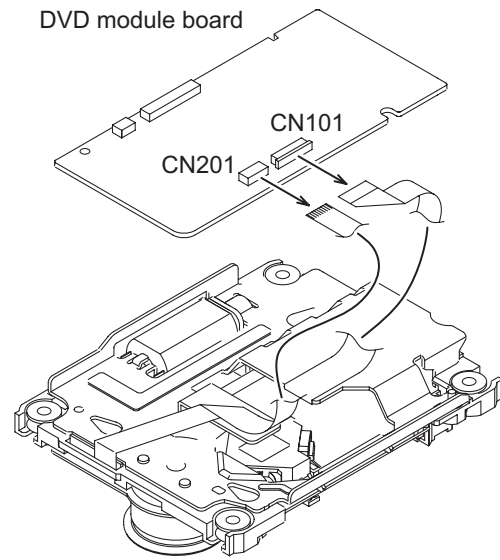


Fig.7

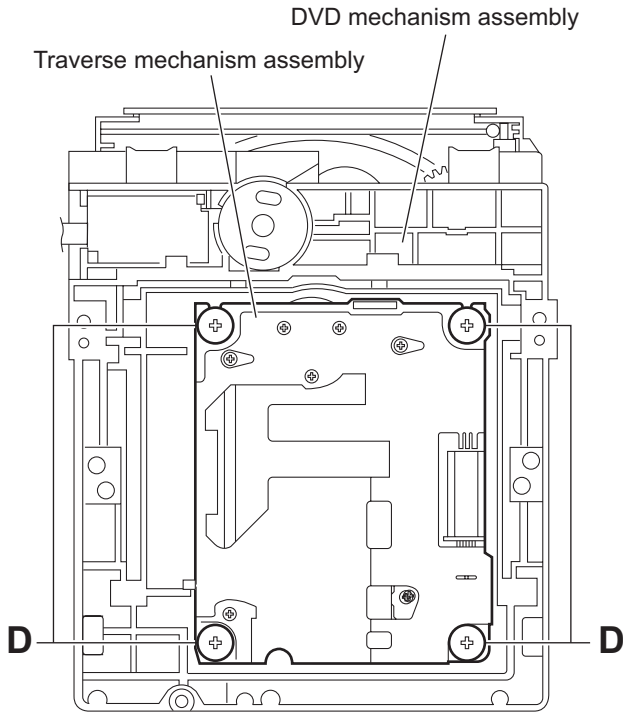


Fig.5

3.2.2 Removing the pickup assembly

(See Fig.8 to 12)

- (1) Remove the two rod springs pressing the guide shaft. (See Fig.8)
- (2) Remove the screw **E** and **F** attaching the spring holder. (See Fig.9)
- (3) Remove the read screw from traverse mechanism assembly. (See Fig.10)

Caution:

When remove the lead screw, do not loss the middle gear. (See Fig.11 and 12)

- (4) Remove the bar spring pressing the shaft. (See Fig.11)
- (5) Take out the pickup assembly from traverse mechanism chassis by order. (See Fig.12)

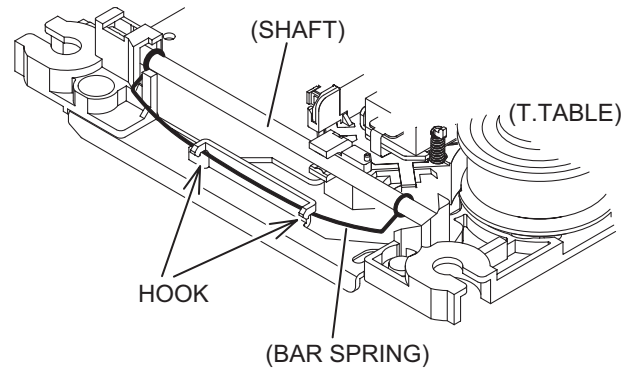


Fig.11

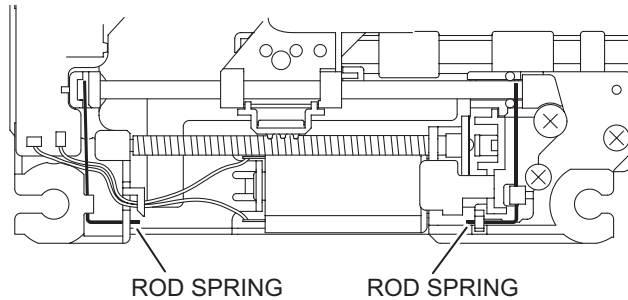


Fig.8

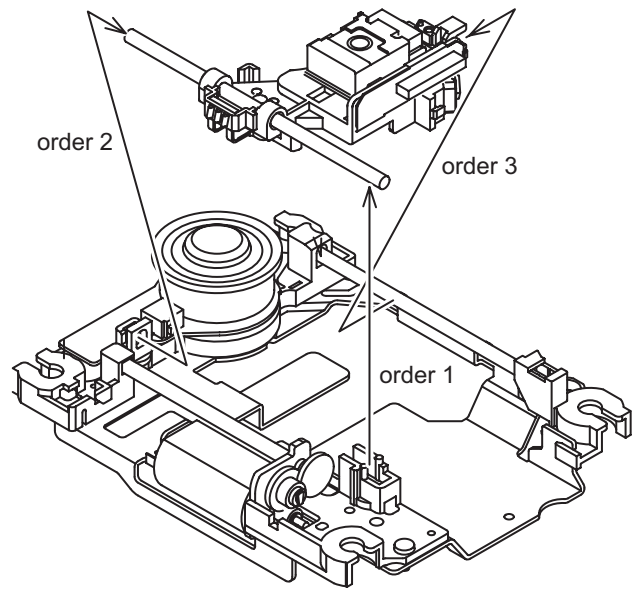


Fig.12

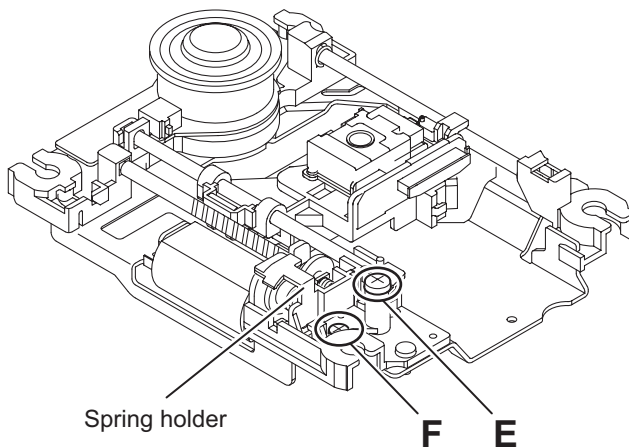


Fig.9

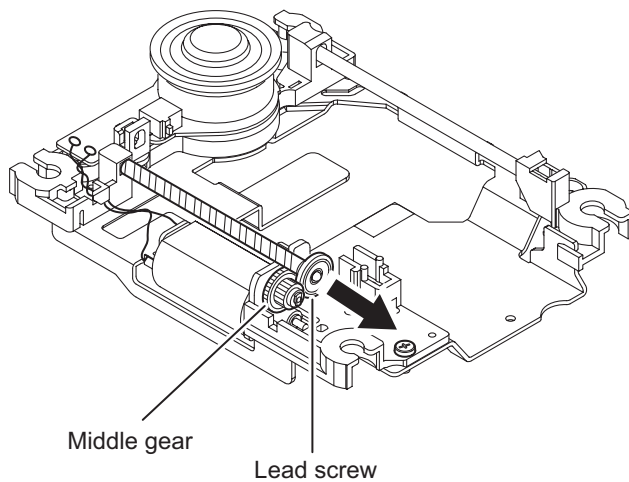


Fig.10

3.2.3 Removing the feed motor assembly (See Fig.13)

- (1) Remove the one screw **G** attaching the feed motor assembly.
- (2) Remove the feed motor wires from solder part of spindle motor board.

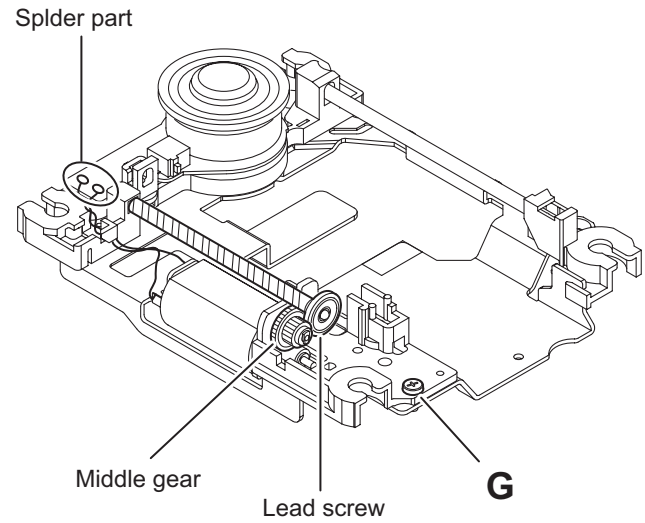


Fig.13

3.2.4 Removing the spindle motor assembly (See Fig.14)

- (1) Remove the three screws **H** attaching the spindle motor from spindle motor board.

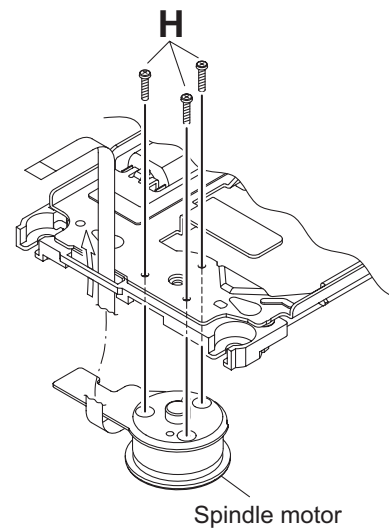


Fig.14

3.2.5 Removing the tray assembly (See Fig.15 and 16)

- (1) Remove the two screws **J** attaching the clamper base.
(See Fig.15)
- (2) Remove the one screw **K** attaching the shaft guide from bottom side. (See Fig.15)
- (3) Remove the two screws **L** attaching the shaft guide from top side. (See Fig.16)

Caution:

When attach the tray assembly, boss of loading sub assembly should attach to guide of bottom side at tray assembly. (See Fig.16)

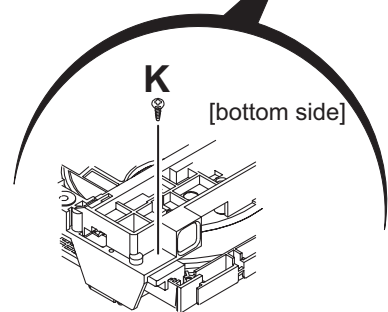
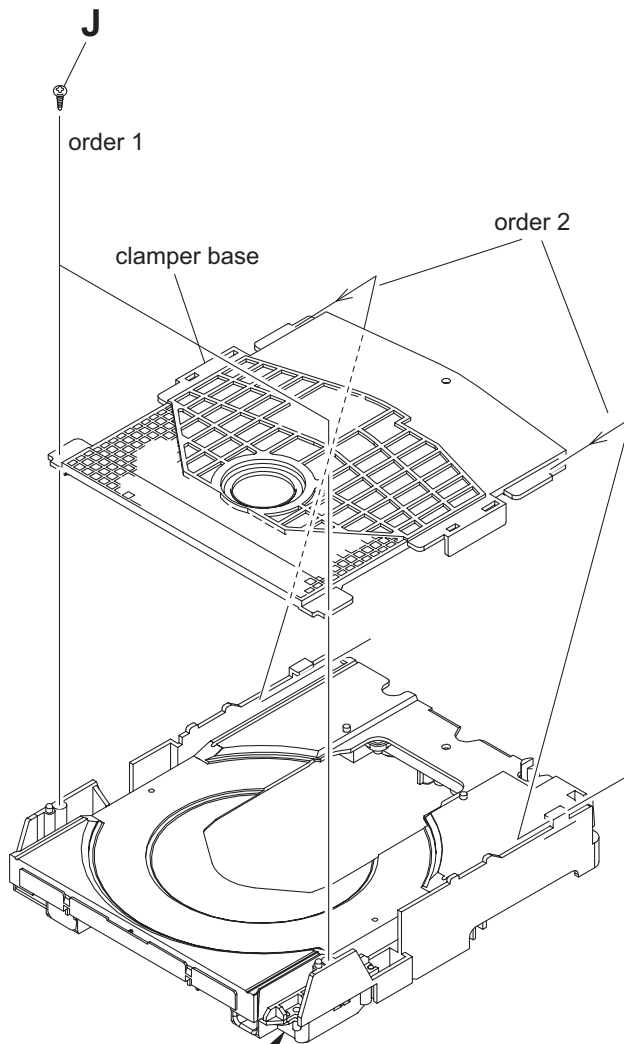


Fig.15

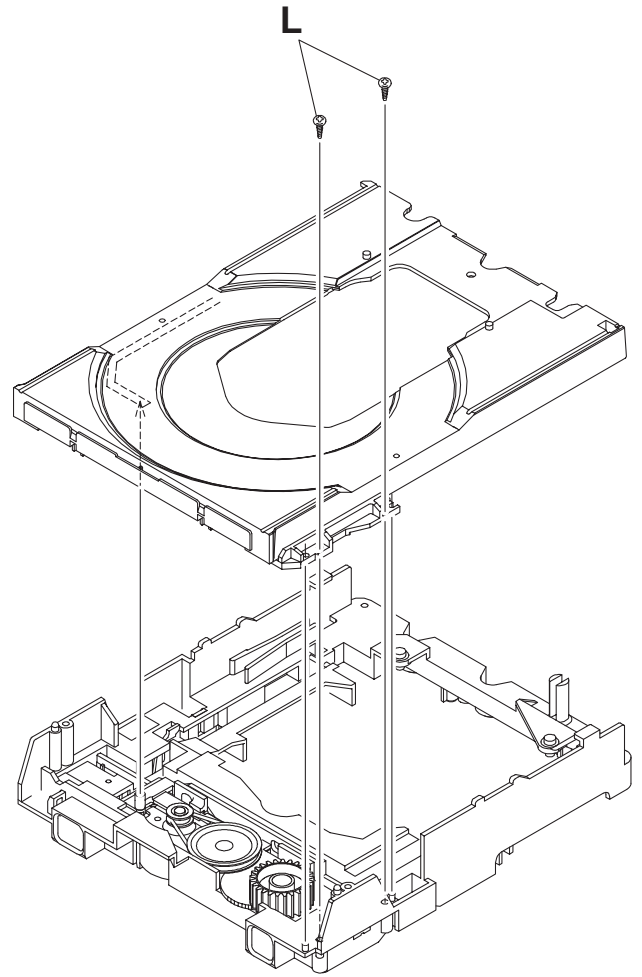


Fig.16

SECTION 4 ADJUSTMENT

4.1 ATTENTION IN SERVICE OF DVD SECTION

- (1) When pickup, Flash ROM ,DVD module board were changed, initialize EEPROM by all means.
- (2) When full initialization was excuted, excute learning with a DVD test disc by all means.
 Test disc : VT-501, VT-502
 Learning method : It is adjusted automatically by normal playback of a DVD disc.

4.2 TEST MODE

4.2.1 OUTLINE

To the set which is using the DVD module, in order to perform common correspondence in production, TEST mode is prepared.
 Table 1 is corresponded in TEST mode.

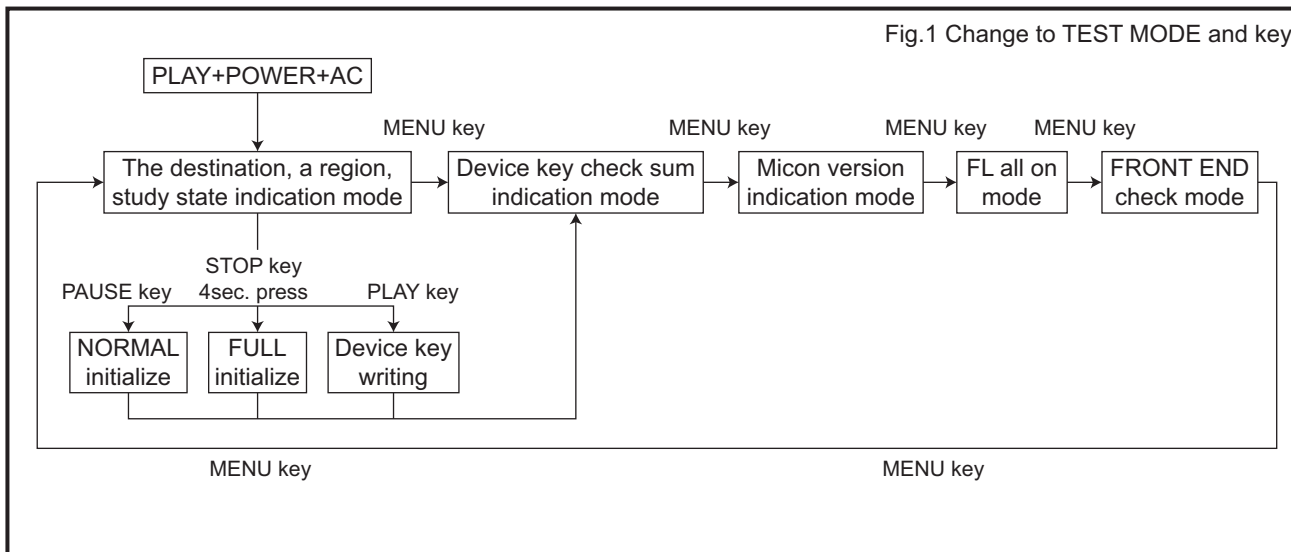
MODE	CONTENTS
The destination, a region, study state check mode	Indication the distination code, region number and study state fo DVD micon.
NORMAL initialize, FULL initialize	Mode of DVD micon initialize. Initialize has NORMAL initialize and FULL initialize. NORMAL initialize : Initialize the value of user setting item, like a indication contents of SETUP OSD. FULL initialize : Plus the contents of study which are carrying out the memory by FRONT END for lead shortening are initialized for NORMAL initialize contents.
Device key write (CPPM, CPRM)	For device key writing mode. Device key have CPPM(DVD Audio) and CPRM(VR).
Device key check sum indication mode	Indication the wrote device key check sum. Indication this value, it can check the device key was wrote or not.
Micon version indication mode	Indication System micon, DVD micon, other ROM version. With a set, correspondence and the contents of correspondence shall be individual, and shall be decided.
FL all on mode	Mode of FL (LCD) all on. With a set, correspondence and the contents of correspondence shall be individual, and shall be decided.
FRONT END check mode	Mode of relation of FRONT END.

Table 1. Contents corresponding to TEST mode.

4.2.2 SET OPERATE

- TEST mode performs correspondence by operation specially so that a user cannot enter.
- * TEST MODE start should be press PLAY key and POWER key of main unit together and keep condition, connect AC.
 - * After set up TEST MODE, mode select by MENU key.

The changes to the key in TEST mode are shown in Fig. 1.



(*1) : Shift from destination, region and study state indication mode to NORMAL initialize, FULL initialize and device writing mode should only can main unit key.

4.2.3 PROCESS

Below, FL (LCD) display to operation and communication with a DVD back end micon are shown.

* Since the number of beams changes with sets about FL (LCD) display, also set differing from the contents of specification to O.K.

* Since there are arrangement and a relation of existence with a set also about a key, also set differing from the contents of specification to O.K.

STEP	OPERATION	MOVEMENT	FL (LCD) indication												
			1	2	3	4	5	6	7	8	9	10	11	12	13
1	Release AC, press PLAY & POWER key together of main unit.														
2	Keep STEP 1, connect AC.	The destination, a region, study state indication mode. Indication the destination by TEST mode power on.	T		J	C	#		*	*					
①	Press PAUSE key of main unit. NORMAL initialize		T		J	C	#		*	*					
②	Long press(4sec) STOP key of main unit. FULL initialize		T		J	C	#		*	*					
3	Press MENU key of remocon.	Device key check sum indication mode. Indication check sum of device key for FL. (4byte)	①	②	③	④	⑤	⑥	⑦	⑧					
4	Press MENU key of remocon.	Micon version indication mode. Indication the micon version for FL.	a	b	b		c	c	c	c					
5	Press MENU key of remocon.	FL all on mode. All on the FL and LED.			C	H	E	C	K						
6	Press MENU key of remocon.	FRONT END check mode. Indication the FRONT END check mode for FL.			C	H	E	C	K						
①	Press 1 at 10 key of remocon.	Disc startup and through playback (Playback starts from the start position).			C	H	E	C	K						
②	Press 2 at 10 key of remocon.	Existence of WOBBLE. 0 : WOBBLE_NO_CHECK (No check) 1 : WOBBLE_PRESS_MEDIA (press) 2 : WOBBLE_MINUS_MEDIA (DVD-R/-RW media) 3 : WOBBLE_PLUS_MEDIA (DVD+R/+RW media)	*	*	*	*	*	*	*	*	*				
③	Press 3 at 10 key of remocon.	Port check mode (TRACK,INDEX,DEMP,COPY) 1 : INDEX Port = High 2 : TRACK Port = High 3 : COPY Port = High 4 : DEMP Port = High	*	*	*	*	*	*	*	*	*	*			
④	Press 4 at 10 key of remocon.	CD_LD on & Laser current indication.	*	*	*	*	*	*	*	*	*	*			
⑤	Press 5 at 10 key of remocon.	DVD_LD on & Laser current indication.	*	*	*	*	*	*	*	*	*	*			
⑥	Press 6 at 10 key of remocon.	DVD_SL x 1 jitter measurement mode.	*	*	*	*	*	*	*	*	*	*	*		
⑦	Press 7 at 10 key of remocon.	Memory backup contents (0x00-0x63) indication (BWD)	*	*	*	*	*	*	*	*	*	*	*		
⑧	Press 8 at 10 key of remocon.	Backup memory contents (0x00-0x63) indication (FWD)	*	*	*	*	*	*	*	*	*	*	*		
⑨	Press 9 at 10 key of remocon.	Temperature sensor (AD value) indication.	*	*	*	*	*	*	*	*	*	*	*		
⑩	Press 10 at 10 key of remocon.	DVD-DL (parallel, opposite), Serch & jitter measurement of the specified position of DVD-SL.	*	*	*	*	*	*	*	*	*	*	*		
⑪	Press 0 at 10 key of remocon.	MONITOR outout select. 1 : SRV_MONI_CIRC 2 : SRV_MONI_SERVO 3-5 : SRV_MONI_ANALOG 6-7 : SRV_MONI_DRC 8-11 : SRV_MONI_SERVO_JIG 12 : SRV_MONI_DEFAULT	*	*	*	*	*	*	*	*	*	*	*		

STEP	OPERATION	MOVEMENT	FL (LCD) indication														
			1	2	3	4	5	6	7	8	9	10	11	12	13		
6	Press +10 at 10 key of remocon.	BCA READ CHECK 0 : During BCA READ 1 : BCA READ OK 2 : BCA SEEK ERROR 3 : BCA READ ERROR 4 : SPINUP adjustment ERROR	*	*	*	*	*	*	*	*							
	⑫									↑							
	⑬	Press STOP key of main unit/remocon.	Disc stop, LD-OFF.	C	H	E	C	K									
	⑭	Press OPEN/CLOSE key of main unit/remocon.	Tray open/close.														
⑮	Press PLAY key of main unit/remocon.	Disc playback.	*	*	*	*	*	*	*	*							
7	Press MENU key of remocon.	Return to STEP2.															
	Press POWER key of main unit.	Releasr the TEST MODE.															

*1 Mode toggle by press MENU key.

*2 STEP2-3 and STEP3 are only for DVD-AUDIO or VR correspondence model.

4.3 Key special mode

Mode name	Operation	Function
Tuner 9k/10k select (U*version)	Press STOP key & PLAY key together at TUNER AM then 9kHz step.	9kHz/10kHz step select of TUNER AM band.
	Press STOP key & PAUSE key together at TUNER AM then 10kHz step.	
TRAY LOCK	Press STOP key & EJECT1 key together at P.OFF.	DO the TRAY LOCK mode select. Temporaly P.ON operation, select "LOCKED", "UNLOCKED". (Not done P.ON operation). Transience (2sec.) indication end, and then return to P.OFF mode. When press the EJECT key at LOCK mode, at P.OFF condition tempraly P.ON operation and then transience (2sec.) indication "LOCKED". At P.ON condition, transience (2sec.) indication "LOCKED".
DVD TEST MODE	At AC off line condition, press PLAY+POWER together and keep condition, connect AC.	"Operation to TEST mode to on of DVD backend. Operation of internal TEST MODE is refer the TEST mode."
SYSTEM TEST MODE	At AC off line condition, press PAUSE+POWER key together and keep condition, connect AC.	"Set to speaker measurement mode.At source AM, operation the beat cut by remote controller.Other operation is as same as normal condition. Mode release by POWER OFF."
AVC ROM-CORE MODE	At AC off line condition, press STOP+PAUSE key together and keep condition, connect AC.	Into the AV compulink rom-core rewrite mode.

4.4 Remocon special mode

Mode name	CODE	Operation	Function
COLD START	B330	2-times input at P.OFF.	"Fix by 2 time input, operation temporaly P.ON and then transience(3sec.) indication "COLD SET". Indication end, done the P.OFF mode. AC to off line, operation the COLD START.B330 : remote controller press POWER + STOP + 0 key together."
FL all on Preset frequency writeing	B331	Input at P.ON.	"Rewrite preset frequency, LED on chek(each 300ms), FL all onLED on turn : STANDBY - ILLUMI - REMOCON<VOL+> - <VOL->Volume control of key input, keep high-speed mode until POWER OFF. B331 : Remocon POWER + STOP + 1 key together"
Version indication	B33E	Input at P.ON.	"Indication turn Syscon version - Unit version - Distination, Chip select by transience(5 sec.). Syscon version : "SC ## \$\$" (## : Sys version,\$: Sys ROM-core) Unit version : "BE %%%%"(%%%% : Unit version) Distination, Chip select : "\$\$ %%"(\$\$: sys distination, %% : "P3" or "P5" or "P7") B33E : Press remocon POWER + STOP + 10 key together."

SECTION 5 TROUBLESHOOTING

This service manual does not describe TROUBLESHOOTING.



JVC

Victor Company of Japan, Limited
Audio/Video Systems category 10-1,1chome,Ohwatari-machi,Maebashi-city,371-8543,Japan

(No.MB512<Rev.002>)

Printed in Japan
VPT

PARTS LIST

TH-P5B, TH-P5E, TH-P5EN, TH-P5EV,
TH-P3B, TH-P3E, TH-P3EN, TH-P3EV

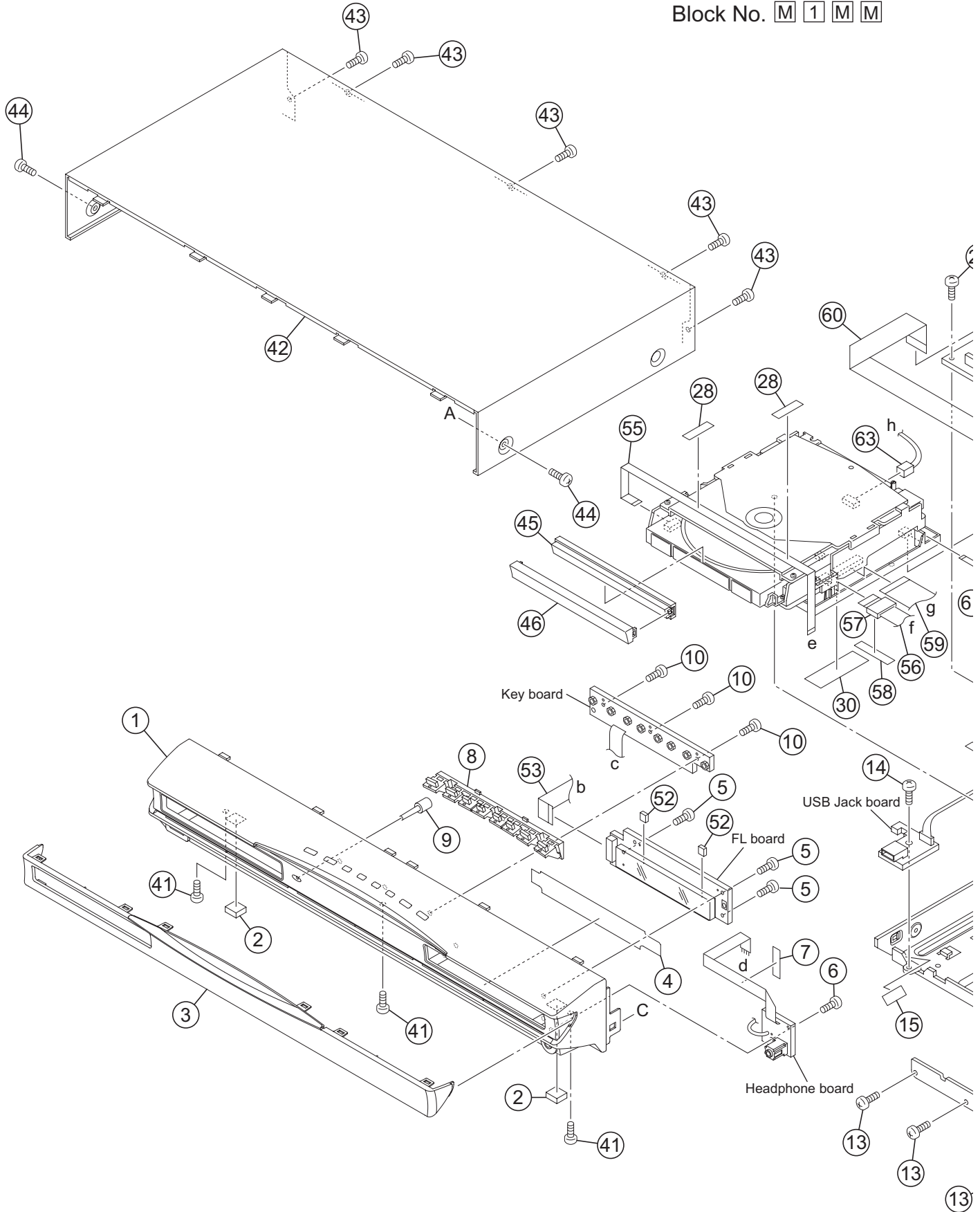
* All printed circuit boards and its assemblies are not available as service parts.

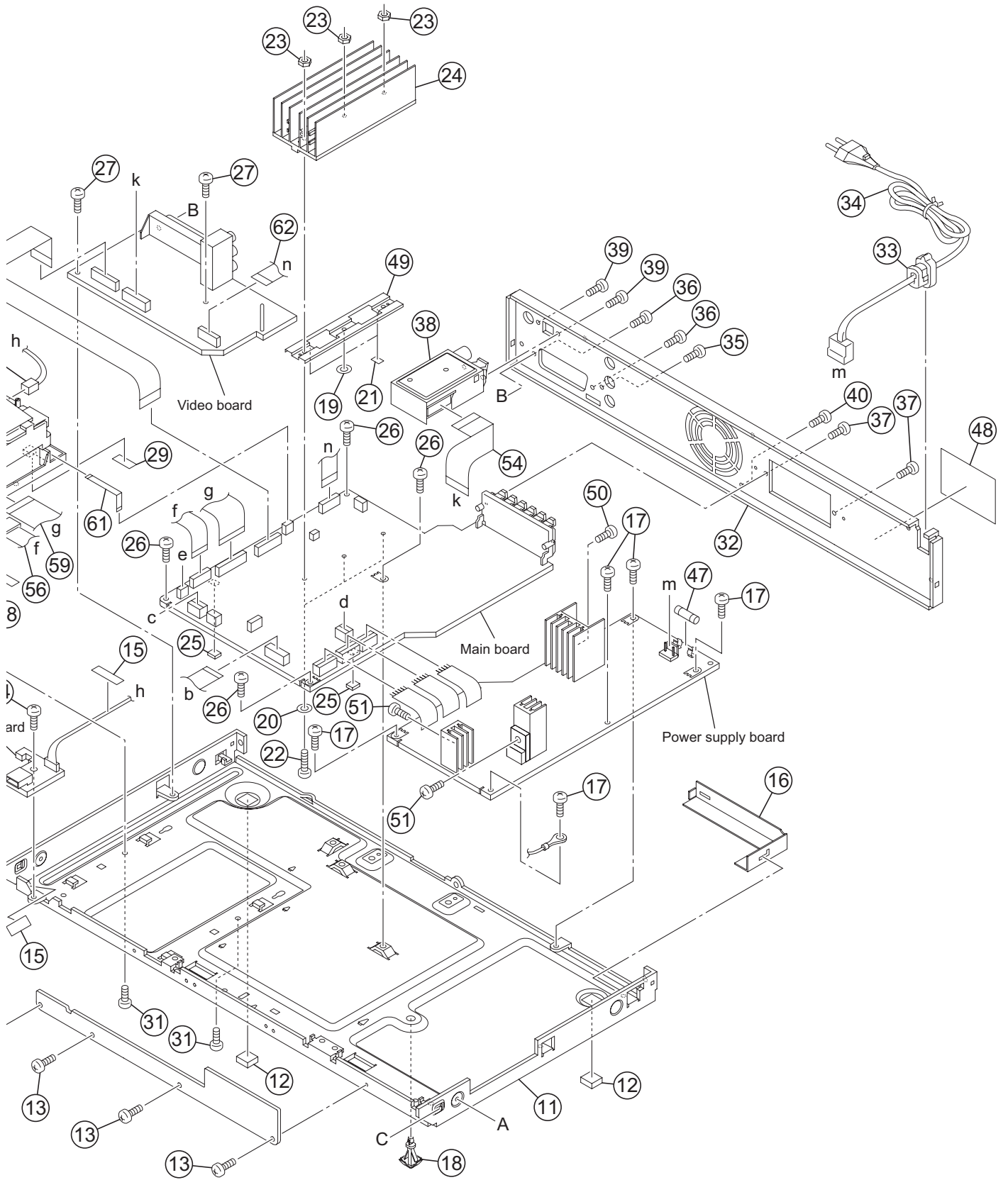
- Contents -

Exploded view of general assembly and parts list (Block No.M1)	3- 2
Speaker assembly and parts list(Subwoofer) (Block No.M2)	3- 5
DVD mechanism assembly and parts list (Block No.MJ)	3- 6
DVD loading base assembly and parts list (Block No.MN)	3- 8
Electrical parts list (Block No.01~04)	3-10
Packing materials and accessories parts list (Block No.M3) (TH-P5)	3-18
Packing materials and accessories parts list (Block No.M4) (TH-P3)	3-20

Exploded view of general assembly and parts list

Block No. M 1 M M





General Assembly

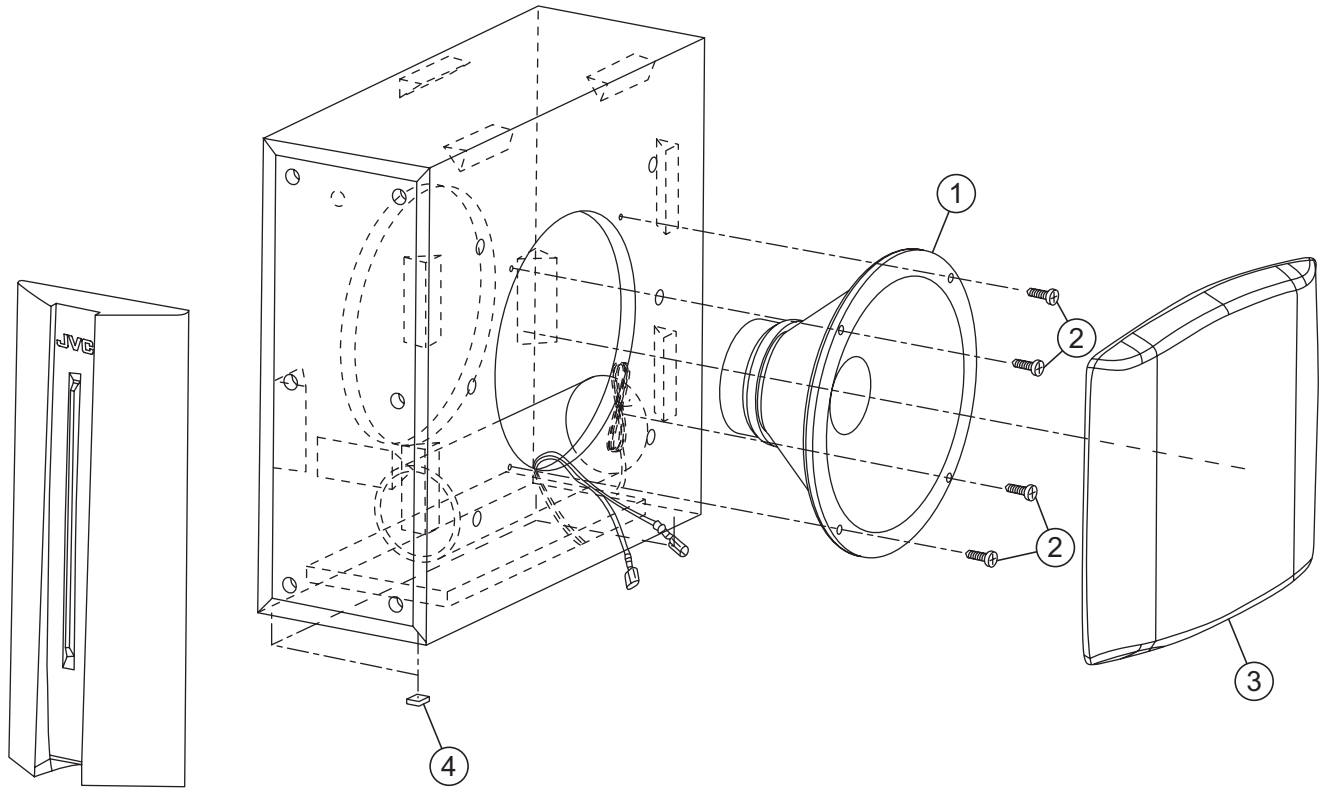
Block No. [M][1][M][M]

△	Symbol No.	Part No.	Part Name	Description	Local
	1	LV11230-006A	FRONT PANEL		P5B,P5E,P5EN,P5EV
	1	LV11230-004A	FRONT PANEL		P3B,P3E,P3EN,P3EV
	2	LV40301-002A	FELT SPACER	(x2)	
	3	LV11231-007A	FRONT LENS		P5B,P5E,P5EN,P5EV
	3	LV11231-001A	FRONT LENS		P3B,P3E,P3EN,P3EV
	4	LV44574-001A	FL SCREEN		
	5	QYSDSF2608ZA	TAP SCREW	M2.6 x 8mm(x3)	
	6	QYSDSF2608ZA	TAP SCREW	M2.6 x 8mm	
	7	LV30225-011A	SPACER		
	8	LV22266-001A	BUTTON		
	9	LV44516-001A	STANDBY LENS		
	10	QYSDSF2608ZA	TAP SCREW	M2.6 x 8mm(x3)	
	11	LV11232-001A	CHASSIS BASE		
	12	LV40301-002A	FELT SPACER	(x2)	
	13	QYSDSG3006ZA	TAP SCREW	M3 x 6mm(x4)	
	14	QYSDSG3006ZA	TAP SCREW	M3 x 6mm	
	15	LV30225-011A	SPACER	(x2)	
	16	LV36990-001A	BARRIER		
	17	QYSDSG3006ZA	TAP SCREW	M3 x 6mm(x5)	
	18	LV44573-001A	FASTENER		
	19	LV30226-047A	SPACER		
	20	LV30226-047A	SPACER	(x3)	
	21	LV30225-0B6A	SPACER	(x2)	
	22	QYSDSP2612ZA	SCREW	M2.6 x 12mm(x3)	
	23	QYNNS2600ZA	NUT	M2.6(x3)	
	24	LV36680-001A	HEAT SINK		
	25	LV30227-052A	SPACER	(x2)	
	26	QYSBSGY3008EA	TAP SCREW	M3 x 8mm(x4)	
	27	QYSDSG3006ZA	TAP SCREW	M3 x 6mm(x2)	
	28	LV30225-011A	SPACER	(x2)	
	29	LV30225-011A	SPACER		
	30	LV30227-048A	SPACER		
	31	QYSDSF3008ZA	TAP SCREW	M3 x 8mm(x2)	
	32	LV22267-007A	REAR PANEL		P5B,P5E,P5EN,P5EV
	32	LV22267-005A	REAR PANEL		P3B,P3E,P3EN,P3EV
△	33	QZW0033-001	STRAIN RELIEF		
△	34	QMPN160-200-JD	POWER CORD(EU)	2m BLACK	P5B,P3B
△	34	QMPK200-200-JD	POWER CORD(EU)	2m BLACK	P5E,P5EN,P5EV,P3E,P3EN,P3EV
	35	QYSBSGY3008EA	TAP SCREW	M3 x 8mm	P5B,P5E,P5EN,P5EV
	36	QYSBSGY3008EA	TAP SCREW	M3 x 8mm(x2)	
	37	QYSBSGY3008EA	TAP SCREW	M3 x 8mm(x2)	
	38	QAU0413-001	TUNER		
	39	QYSBSGY3008EA	TAP SCREW	M3 x 8mm(x2)	
	40	QYSBSGY3008EA	TAP SCREW	M3 x 8mm	
	41	QYSDSG3006ZA	TAP SCREW	M3 x 6mm(x3)	
	42	LV22268-001A/S/	METAL COVER		
	43	QYSBSGY3008EA	TAP SCREW	M3 x 8mm(x5)	
	44	E406308-007	SPECIAL SCREW	(x2)	
	45	LV36678-001A	TRAY FITTING		
	46	LV36679-001A	FITTING LENS		
△	47	QMFZ059-2R5-E	FUSE	F901 2.5A	
	48	LV36863-001A	RATING LABEL		P5B,P5E,P5EN,P5EV
	48	LV36779-001A	RATING LABEL		P3B,P3E,P3EN,P3EV
	49	LV36691-001A	HEAT SINK BKT		
	50	QYSBSG3010ZA	TAP SCREW	M3 x 10mm	
	51	QYSDSP3008ZA	SCREW	M3 x 8mm(x2)	
	52	LV30227-027A	SPACER	(x2)	
	53	QUQQ12-1309CJ-E	FFC WIRE	13pin 9cm	
	54	QUQQ12-1510CJ-E	FFC WIRE	15pin 10cm	
	55	QUQV10-0524CJ-E	FFC WIRE	5pin 24cm	
	56	QUQV10-1512CJ-E	FFC WIRE	15pin 12cm	
	57	QQR1259-002	FERRITE CORE		
	58	LV30227-053A	SPACER		
	59	QUQV10-2510CJ-E	FFC WIRE	25pin 10cm	
	60	QUQV10-2124CJ-E	FFC WIRE	21pin 24cm	
	61	QUQV10-0510CJ-E	FFC WIRE	5pin 10cm	
	62	QUQV10-1509CJ-E	FFC WIRE	15pin 9cm	
	63	QJU063-031503-E	SIN CR C-C WIRE		

Speaker assembly and parts list

(Subwoofer)

Block No. [M][2][M][M]



The parts without symbol number are not service.

Speaker(Subwoofer)

Block No. [M][2][M][M]

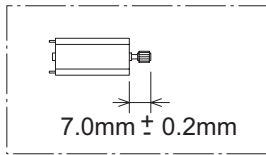
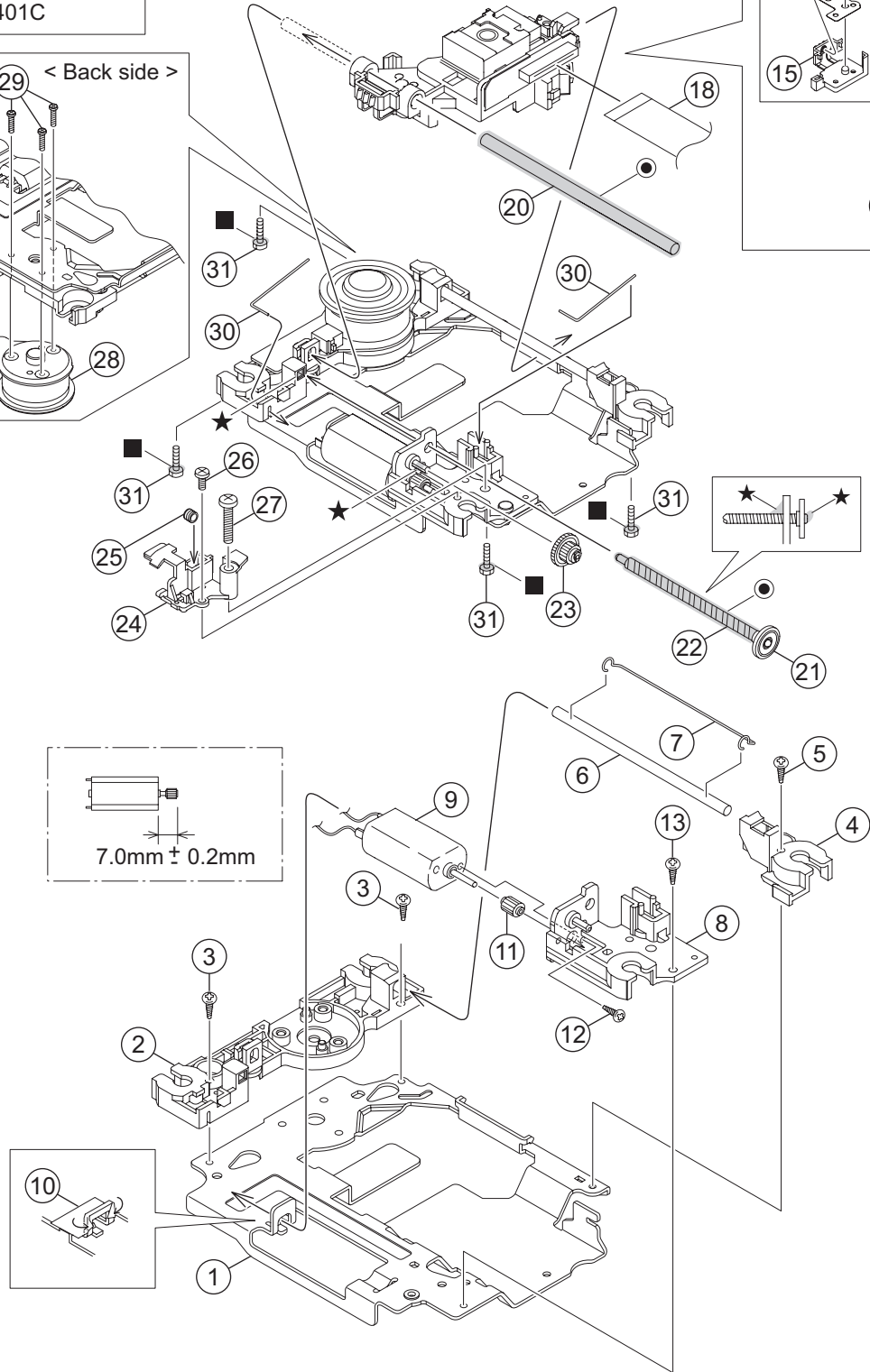
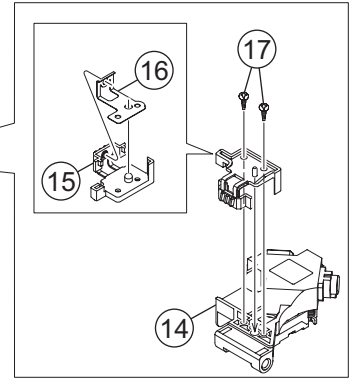
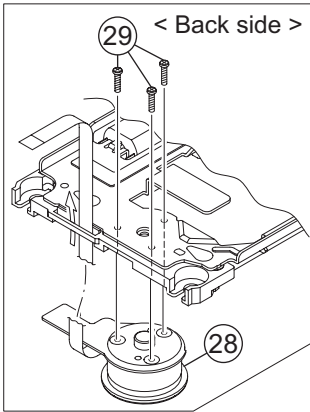
△ Symbol No.	Part No.	Part Name	Description	Local
1	LE10016-066A	CONE SPK		
2	7001541605	SCREW	(x4)	
3	LV11248-001A	SIDE PANEL ASSY		
4	5600006901	FOOT	(x4)	

DVD mechanism assembly and parts list

Block No. M J M M

Grease
 ★ =JVG-31N
 ● =JVS-1003
 ■ =1401C

FXL-D10-1M



The parts without symbol number are not service.

DVD mechanism

Block No. [M][J][M][M]

△	Symbol No.	Part No.	Part Name	Description	Local
	1	LV22234-001A	TM.CHASSIS		
	2	LV22235-001A	SPINDLE BASE		
	3	QYSDST2005ZA	TAP SCREW	M2 x 5mm(x2)	
	4	LV36555-001A	G.S.HOLDER		
	5	QYSDST2005ZA	TAP SCREW	M2 x 5mm	
	6	LV44041-002A	GUIDE SHAFT		
	7	LV44479-001A	BAR SPRING		
	8	LV22236-001A	FEED HOLDER		
	9	QAR0165-001	FEED MOTOR		
	10	LV30225-0X5A	SPACER		
	11	LV36557-001A	F.M.GEAR		
	12	QYSPSPT2030MA	SCREW	M2 x 3mm	
	13	QYSDST2005ZA	TAP SCREW	M2 x 5mm	
	14	QAL0786-002	P.UP		
	15	LV22237-001A	RACK ARM		
	16	LV36560-001A	RACK ARM SPRING		
	17	QYSPSFU1740ZA	TAP SCREW	M1.7 x 4mm(x2)	
	18	QUQK05-2415AC-E	FFC WIRE	24pin 15cm	
	20	LV44041-002A	GUIDE SHAFT		
	21	LV36559-001A	L.S.GEAR		
	22	LV41517-003A	LEAD SCREW		
	23	LV36558-001A	MIDDLE GEAR		
	24	LV36556-001A	SPRING HOLDER		
	25	LV44623-001A	COMP.SPRING		
	26	QYSDST2005ZA	TAP SCREW	M2 x 5mm	
	27	QYSDST2616MA	TAP SCREW	M2.6 x 16mm	
	28	QAR0386-001	S.MOTOR		
	29	QYSPSPU1775ZA	SCREW	M1.7 x 7.5mm(x3)	
	30	LV44042-001A	ROD SPRING	(x2)	
	31	LV44046-001A	ADJUST SCREW	(x4)	

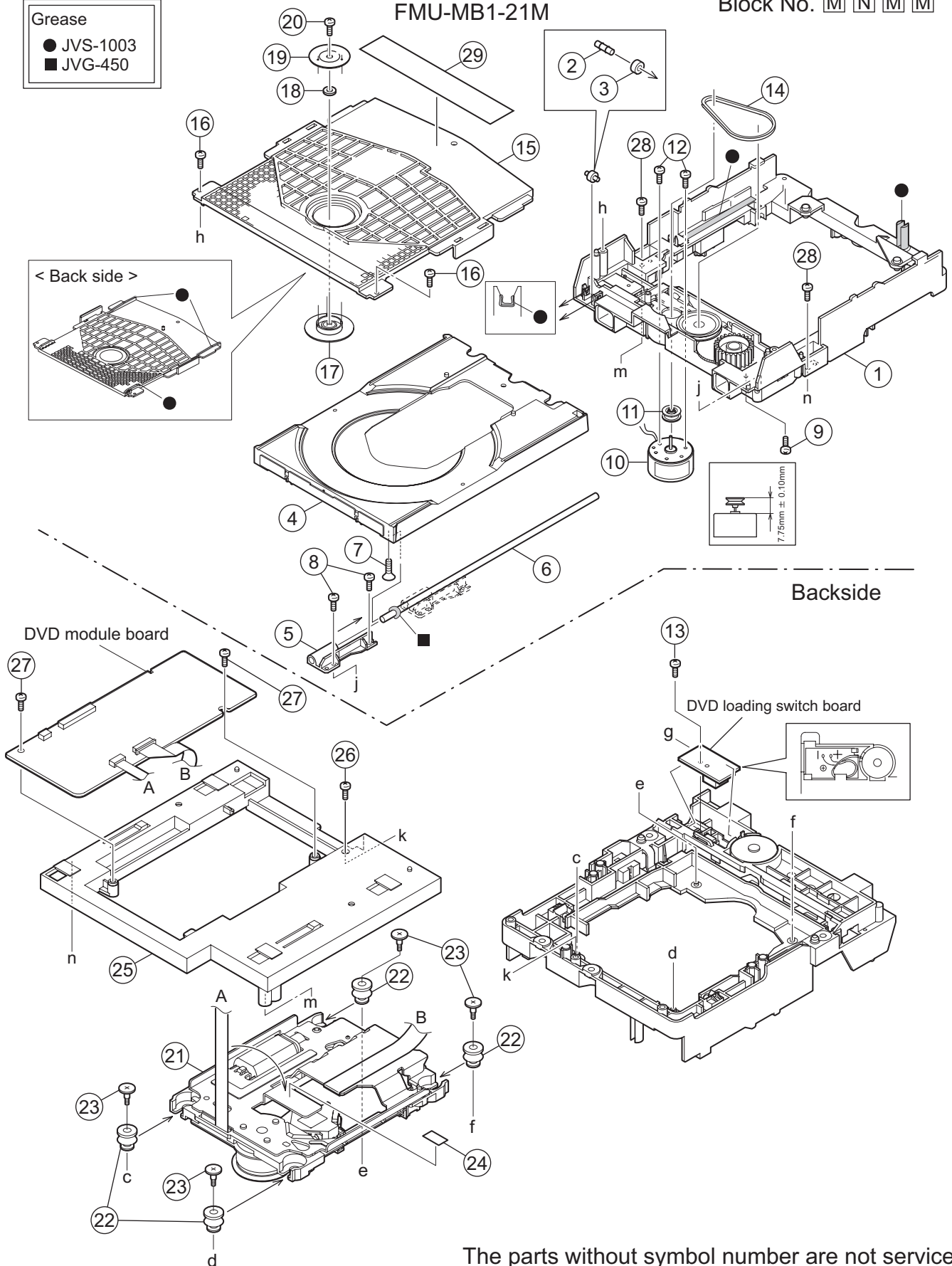
DVD loading base assembly and parts list

FMU-MB1-21M

Block No. M N M M

Grease

- JVS-1003
- JVG-450



The parts without symbol number are not service.

DVD loading base

Block No. [M][N][M][M]

△ Symbol No.	Part No.	Part Name	Description	Local
1	LV11065-007A	LOADER SUB ASSY		
2	E407140-001SS	C.D ROLLER		
3	E407149-001SS	RUBBER TUBE		
4	LV10979-002A	TRAY		
5	LV35499-001A	SHAFT GUIDE		
6	LV44022-001A	SHAFT		
7	QYSSSF2008ZA	TAP SCREW	M2 x 8mm	
8	QYSDSF2008ZA	TAP SCREW	M2 x 8mm(x2)	
9	LV41741-004A	SPECIAL SCREW		
10	QAR0197-001	MOTOR		
11	LV43844-002A	MOTOR PULLEY		
12	QYSPSPU1730ZA	SCREW	M1.7 x 3mm(x2)	
13	QYSDSF2008ZA	TAP SCREW	M2 x 8mm	
14	LV43974-001A	BELT		
15	LV21852-003A	CLAMPER BASE		
16	QYSDSF2008ZA	TAP SCREW	M2 x 8mm(x2)	
17	LV35056-002A	DVD CLAMPER		
18	LV42930-003A	P.C.MAGNET		
19	LV43848-001A	YOKE		
20	LE40906-002A	SPECIAL SCREW		
21	-----	SINGLE DVD TRAM		
22	LV44043-001A	INSULATOR	(x4)	
23	LV44044-001A	SPECIAL SCREW	(x4)	
24	LV44007-001A	TAPE		
25	LV22269-003A	MECHA HOLDER		
26	QYSBSF2608ZA	TAP SCREW	M2.6 x 8mm	
27	LV44209-001A	WASHER SCREW	(x2)	
28	QYSBSF3008ZA	TAP SCREW	M3 x 8mm(x2)	
29	LV44603-001A	LASER CATION		

Electrical parts list

Power board

Block No. [0][1]

△ Symbol No.	Part No.	Part Name	Description	Local
	IC501	PT6315	IC	
	IC511	GP1UM261XKVF	IR DETECT UNIT	
	IC601	MM1623XF-X	IC	
	IC651	CD4066BM-X	IC	
	IC652	RC4558D-X	IC	
△	IC901	STR-W6765N	IC	
	IC951	TL431/A-T	IC	
	IC952	SN74LV04ANS-X	IC	
	IC953	PQ1CG2032FZ	IC	
	Q6481	KRC102S-X	DIGI TRANSISTOR	
	Q6482	KRC102S-X	DIGI TRANSISTOR	
	Q6483	KRA102S-X	DIGI TRANSISTOR	
	Q6484	KRC102S-X	DIGI TRANSISTOR	
	Q6501	KRC104S-X	TRANSISTOR	
	Q6502	KRC104S-X	TRANSISTOR	
	Q9001	2SJ632-X	POWER MOS FET	
	Q9002	KTA1504/YG/-X	TRANSISTOR	
	Q9003	KTC3875/YG/-X	TRANSISTOR	
	Q9004	KRA102S-X	DIGI TRANSISTOR	
	Q9011	2SJ609	MOS FET	
	Q9013	KTC3875/YG/-X	TRANSISTOR	
	Q9031	KRC102S-X	DIGI TRANSISTOR	
	Q9032	KRC102S-X	DIGI TRANSISTOR	
	Q9034	KRC102S-X	DIGI TRANSISTOR	
	Q9036	KTC3265/Y/-X	TRANSISTOR	
	Q9037	KTA1504/YG/-X	TRANSISTOR	
	Q9038	KRC104S-X	TRANSISTOR	
	Q9039	2SJ651	POWER MOS FET	
	Q9041	RTQ035P02-W	MOS FET	
	D511	SLR-343VC/NPQ-T	LED	
△	D901	D3SBA60	DIODE	
	D902	SARS01-T2	FR DIODE	
	D903	SARS01-T2	FR DIODE	
	D904	1SS244-T2	SI DIODE IM	
	D905	1SS133-T2	SI DIODE IM	
	D906	1SS133-T2	SI DIODE IM	
	D9001	FMN-G12S	SI DIODE	
	D9002	FR104S-T5	FR DIODE	
	D9003	FR104S-T5	FR DIODE	
	D9004	FR104S-T5	FR DIODE	
	D9005	FR104S-T5	FR DIODE	
	D9006	EC30HA04-X	SB DIODE	
	D9007	MTZJ2.7A-T2	Z DIODE	
	D9009	1SS133-T2	SI DIODE IM	
	D9010	FR104S-T5	FR DIODE	
	D9011	MTZJ16C-T2	Z DIODE	
	D9012	MTZJ15C-T2	Z DIODE	
	D9013	MTZJ10C-T2	Z DIODE	
	D9014	MTZJ5.1C-T2	Z DIODE	
	D9015	MTZJ5.1C-T2	Z DIODE	
	D9021	MTZJ5.1C-T2	Z DIODE	
	D9022	MTZJ2.2A-T2	S.B.DIODE	
	D9023	MTZJ22C-T2	Z DIODE	
	D9024	1SS133-T2	SI DIODE IM	
	D9032	MTZJ10C-T2	Z DIODE	
	D9033	1SS133-T2	SI DIODE IM	
	D9036	MTZJ20C-T2	Z DIODE	
	D9038	MTZJ20C-T2	Z DIODE	
	D9039	MTZJ39D-T2	Z.DIODE I.M	
	D9041	1N4003S-T5	SI DIODE	
	D9081	MTZJ5.6A-T2	Z DIODE	
△	PC901	PC123Y22FZ	PHOTO COUPLER	
	C506	NCB31CK-105X	C CAPACITOR	1uF 16V K
	C507	NCB31HK-103X	C CAPACITOR	0.01uF 50V K
	C511	NCB31CK-105X	C CAPACITOR	1uF 16V K
	C515	NCB31HK-103X	C CAPACITOR	0.01uF 50V K
△	C901	QFZ9073-154	MM CAPACITOR	0.15uF AC250V M
△	C902	QCZ9079-102	C CAPACITOR	1000pF AC250V M

△ Symbol No.	Part No.	Part Name	Description	Local
△	C903	QCZ9079-102	C CAPACITOR	1000pF AC250V M
△	C904	QFZ9073-154	MM CAPACITOR	0.15uF AC250V M
△	C905	QEZ0792-227	E CAPACITOR	220uF
	C906	QCZ0136-332Z	C CAPACITOR	3300pF 1kV K
	C907	QCZ0340-102	C CAPACITOR	1000pF 2kV K
	C909	QEZ0657-226Z	E CAPACITOR	22uF
	C910	NCB31HK-471X	C CAPACITOR	470pF 50V K
	C911	QETN1HM-105Z	E CAPACITOR	1uF 50V M
	C912	NCB31HK-104X	C CAPACITOR	0.1uF 50V K
	C913	NCB31HK-332X	C CAPACITOR	3300pF 50V K
	C914	NDC31HJ-101X	C CAPACITOR	100pF 50V J
△	C921	QCZ9079-102	C CAPACITOR	1000pF AC250V M
	C5901	NCB31HK-103X	C CAPACITOR	0.01uF 50V K
	C5902	NCB31HK-103X	C CAPACITOR	0.01uF 50V K
	C5903	NCB31CK-224X	C CAPACITOR	0.22uF 16V K
	C5904	NCB31HK-103X	C CAPACITOR	0.01uF 50V K
	C5905	NCB31HK-103X	C CAPACITOR	0.01uF 50V K
	C5906	NCB31HK-103X	C CAPACITOR	0.01uF 50V K
	C5907	NCB31CK-224X	C CAPACITOR	0.22uF 16V K
	C6001	QETN1AM-477Z	E CAPACITOR	470uF 10V M
	C6002	NCB31CK-104X	C CAPACITOR	0.1uF 16V K
	C6003	QETN1HM-226Z	E CAPACITOR	22uF 50V M
	C6004	NCB31CK-104X	C CAPACITOR	0.1uF 16V K
	C6301	NCB30JK-105X	C CAPACITOR	1uF 6.3V K
	C6311	NCB30JK-105X	C CAPACITOR	1uF 6.3V K
	C6321	NCB31HK-103X	C CAPACITOR	0.01uF 50V K
	C6331	NCB30JK-105X	C CAPACITOR	1uF 6.3V K
	C6341	NCB30JK-105X	C CAPACITOR	1uF 6.3V K
	C6351	NCB30JK-105X	C CAPACITOR	1uF 6.3V K
	C6401	QETN1AM-477Z	E CAPACITOR	470uF 10V M
	C6424	NDC31HJ-470X	C CAPACITOR	47pF 50V J
	C6431	QETN1AM-477Z	E CAPACITOR	470uF 10V M
	C6432	NDC31HJ-470X	C CAPACITOR	47pF 50V J
	C6433	NDC31HJ-470X	C CAPACITOR	47pF 50V J
	C6441	QETN1AM-477Z	E CAPACITOR	470uF 10V M
	C6442	NDC31HJ-470X	C CAPACITOR	47pF 50V J
	C6443	NDC31HJ-470X	C CAPACITOR	47pF 50V J
	C6451	QETN1AM-477Z	E CAPACITOR	470uF 10V M
	C6452	NDC31HJ-470X	C CAPACITOR	47pF 50V J
	C6453	NDC31HJ-470X	C CAPACITOR	47pF 50V J
	C6473	NCB31HK-331X	C CAPACITOR	330pF 50V K
	C6474	NCB31HK-331X	C CAPACITOR	330pF 50V K
	C6475	QETN1HM-475Z	E CAPACITOR	4.7uF 50V M
	C6476	QETN1HM-475Z	E CAPACITOR	4.7uF 50V M
	C6491	NCB31HK-103X	C CAPACITOR	0.01uF 50V K
	C6501	NCB31CK-104X	C CAPACITOR	0.1uF 16V K
	C6502	QETN1EM-476Z	E CAPACITOR	47uF 25V M
	C6503	QETN1EM-476Z	E CAPACITOR	47uF 25V M
	C6504	NCB31CK-104X	C CAPACITOR	0.1uF 16V K
	C6551	QETN1CM-107Z	E CAPACITOR	100uF 16V M
	C6601	QETN1HM-475Z	E CAPACITOR	4.7uF 50V M
	C6602	QETN1HM-226Z	E CAPACITOR	22uF 50V M
	C6603	NDC31HK-101X	C CAPACITOR	100pF 50V K
	C6604	QETN1HM-475Z	E CAPACITOR	4.7uF 50V M
	C6605	NCB31HK-102X	C CAPACITOR	1000pF 50V K
	C6651	NCB31HK-822X	C CAPACITOR	8200pF 50V K
	C6652	NCB30JK-105X	C CAPACITOR	1uF 6.3V K
	C6701	QETN1HM-475Z	E CAPACITOR	4.7uF 50V M
	C6702	QETN1HM-226Z	E CAPACITOR	22uF 50V M
	C6703	NDC31HK-101X	C CAPACITOR	100pF 50V K
	C6704	QETN1HM-475Z	E CAPACITOR	4.7uF 50V M
	C6705	NCB31HK-102X	C CAPACITOR	1000pF 50V K
	C6751	NCB31HK-822X	C CAPACITOR	8200pF 50V K
	C6752	NCB30JK-105X	C CAPACITOR	1uF 6.3V K
	C9001	QCZ0136-332Z	C CAPACITOR	3300pF 1kV K
	C9002	QEZ0779-827	E CAPACITOR	820uF
	C9003	QEZ0779-827	E CAPACITOR	820uF
	C9004	NDC31HJ-101X	C CAPACITOR	100pF 50V J
	C9005	QEZ0655-826Z	E CAPACITOR	82uF
	C9006	QCZ0136-101Z	C CAPACITOR	100pF 1kV K
	C9007	QEZ0657-396Z	E CAPACITOR	39uF
	C9008	NCB31HK-223X	C CAPACITOR	0.022uF 50V K
	C9009	NCB31HK-103X	C CAPACITOR	0.01uF 50V K

P5B,P5E,
P5EN,P5EV

P5B,P5E,
P5EN,P5EV

P5B,P5E,
P5EN,P5EV

△ Symbol No.	Part No.	Part Name	Description	Local	△ Symbol No.	Part No.	Part Name	Description	Local
C9010	QETN1HM-226Z	E CAPACITOR	22uF 50V M		R6486	NRSA63J-103X	MG RESISTOR	10kΩ 1/16W J	
C9012	QETN1CM-107Z	E CAPACITOR	100uF 16V M		R6501	NRSA63J-473X	MG RESISTOR	47kΩ 1/16W J	
C9013	NCB31HK-222X	C CAPACITOR	2200pF 50V K		R6502	NRSA63J-473X	MG RESISTOR	47kΩ 1/16W J	
C9014	QEZO655-107Z	E CAPACITOR	100uF		R6503	NRSA63J-472X	MG RESISTOR	4.7kΩ 1/16W J	
C9015	NCB31HK-472X	C CAPACITOR	4700pF 50V K		R6504	NRSA63J-472X	MG RESISTOR	4.7kΩ 1/16W J	
C9017	QEZO655-337Z	E CAPACITOR	330uF		R6505	NRSA63J-472X	MG RESISTOR	4.7kΩ 1/16W J	
C9018	NCB31HK-222X	C CAPACITOR	2200pF 50V K		R6506	NRSA63J-472X	MG RESISTOR	4.7kΩ 1/16W J	
C9019	QETN1CM-107Z	E CAPACITOR	100uF 16V M		R6601	NRSA63J-473X	MG RESISTOR	47kΩ 1/16W J	
C9021	NCB31HK-103X	C CAPACITOR	0.01uF 50V K		R6602	NRSA63J-183X	MG RESISTOR	18kΩ 1/16W J	
C9022	NCB31HK-222X	C CAPACITOR	2200pF 50V K		R6603	NRSA63J-102X	MG RESISTOR	1kΩ 1/16W J	
C9023	QEZO701-827	E CAPACITOR	820uF		R6604	NRSA63J-104X	MG RESISTOR	100kΩ 1/16W J	
C9024	QEZO655-107Z	E CAPACITOR	100uF		R6607	NRSA63J-184X	MG RESISTOR	180kΩ 1/16W J	
C9025	NCB31HK-222X	C CAPACITOR	2200pF 50V K		R6608	NRSA63J-123X	MG RESISTOR	12kΩ 1/16W J	
C9031	QETN1HM-107Z	E CAPACITOR	100uF 50V M		R6609	NRSA63J-223X	MG RESISTOR	22kΩ 1/16W J	
C9037	NCB31HK-103X	C CAPACITOR	0.01uF 50V K		R6610	NRSA63J-393X	MG RESISTOR	39kΩ 1/16W J	
C9038	NCB31HK-103X	C CAPACITOR	0.01uF 50V K		R6611	NRSA63J-102X	MG RESISTOR	1kΩ 1/16W J	
C9039	NCB31HK-104X	C CAPACITOR	0.1uF 50V K		R6612	NRSA63J-104X	MG RESISTOR	100kΩ 1/16W J	
C9071	NCB31HK-333X	C CAPACITOR	0.033uF 50V K		R6613	NRSA63J-471X	MG RESISTOR	470Ω 1/16W J	
C9072	QFVF1HJ-154Z	MF CAPACITOR	0.15uF 50V J		R6651	NRSA63J-102X	MG RESISTOR	1kΩ 1/16W J	
C9073	QETN1HM-106Z	E CAPACITOR	10uF 50V M		R6652	NRSA63J-682X	MG RESISTOR	6.8kΩ 1/16W J	
C9082	QETN1CM-107Z	E CAPACITOR	100uF 16V M		R6653	NRSA63J-273X	MG RESISTOR	27kΩ 1/16W J	
C9084	NCB31CK-104X	C CAPACITOR	0.1uF 16V K		R6701	NRSA63J-473X	MG RESISTOR	47kΩ 1/16W J	
R501	NRSA63J-102X	MG RESISTOR	1kΩ 1/16W J		R6702	NRSA63J-183X	MG RESISTOR	18kΩ 1/16W J	
R502	NRSA63J-102X	MG RESISTOR	1kΩ 1/16W J		R6703	NRSA63J-102X	MG RESISTOR	1kΩ 1/16W J	
R503	NRSA63J-102X	MG RESISTOR	1kΩ 1/16W J		R6704	NRSA63J-104X	MG RESISTOR	100kΩ 1/16W J	
R505	NRSA63J-823X	MG RESISTOR	82kΩ 1/16W J		R6707	NRSA63J-184X	MG RESISTOR	180kΩ 1/16W J	
R511	NRSA63J-391X	MG RESISTOR	390Ω 1/16W J		R6708	NRSA63J-123X	MG RESISTOR	12kΩ 1/16W J	
R521	NRSA63J-332X	MG RESISTOR	3.3kΩ 1/16W J		R6709	NRSA63J-223X	MG RESISTOR	22kΩ 1/16W J	
R522	NRSA63J-392X	MG RESISTOR	3.9kΩ 1/16W J		R6710	NRSA63J-393X	MG RESISTOR	39kΩ 1/16W J	
R531	NRSA63J-332X	MG RESISTOR	3.3kΩ 1/16W J		R6711	NRSA63J-102X	MG RESISTOR	1kΩ 1/16W J	
R532	NRSA63J-392X	MG RESISTOR	3.9kΩ 1/16W J		R6712	NRSA63J-104X	MG RESISTOR	100kΩ 1/16W J	
R533	NRSA63J-682X	MG RESISTOR	6.8kΩ 1/16W J		R6713	NRSA63J-471X	MG RESISTOR	470Ω 1/16W J	
R534	NRSA63J-153X	MG RESISTOR	15kΩ 1/16W J		R6751	NRSA63J-102X	MG RESISTOR	1kΩ 1/16W J	
△ R901	QRZ9037-335	COMP RESISTOR	3.3MΩ 1/2W K		R6752	NRSA63J-682X	MG RESISTOR	6.8kΩ 1/16W J	
R902	QRZ0255-224	UNF C RESISTOR	220kΩ		R6753	NRSA63J-273X	MG RESISTOR	27kΩ 1/16W J	
△ R905	QRL02DJ-220X	OMF RESISTOR	22Ω 2W J		R9002	NRSA63J-103X	MG RESISTOR	10kΩ 1/16W J	
R906	QRZ0254-154	UNF C RESISTOR	150kΩ		R9003	NRSA02J-103X	MG RESISTOR	10kΩ 1/10W J	
R908	QRT01DJ-R39X	MF RESISTOR	0.39Ω 1W J		R9004	QRE141J-332Y	C RESISTOR	3.3kΩ 1/4W J	
R909	QRT01DJ-R47X	MF RESISTOR	0.47Ω 1W J		△ R9005	QRZ9005-100X	FUSI RESISTOR	10Ω	
R910	QRE141J-121Y	C RESISTOR	120Ω 1/4W J		R9006	NRSA63J-223X	MG RESISTOR	22kΩ 1/16W J	
△ R911	QRZ9005-680X	FUSI RESISTOR	68Ω		R9007	NRSA63J-223X	MG RESISTOR	22kΩ 1/16W J	
R912	QRK126J-122X	UNF C RESISTOR	1.2kΩ 1/2W J		R9008	QRE141J-472Y	C RESISTOR	4.7kΩ 1/4W J	
R914	NRSA63J-332X	MG RESISTOR	3.3kΩ 1/16W J		R9009	QRE141J-472Y	C RESISTOR	4.7kΩ 1/4W J	
R915	NRSA63J-473X	MG RESISTOR	47kΩ 1/16W J		R9012	NRSA63J-103X	MG RESISTOR	10kΩ 1/16W J	
R5901	NRSA63J-102X	MG RESISTOR	1kΩ 1/16W J		R9013	NRSA63J-331X	MG RESISTOR	330Ω 1/16W J	
R5902	NRSA63J-330X	MG RESISTOR	33Ω 1/16W J		R9015	QRE141J-101Y	C RESISTOR	100Ω 1/4W J	
R5903	NRSA63J-330X	MG RESISTOR	33Ω 1/16W J		R9016	NRSA63J-470X	MG RESISTOR	47Ω 1/16W J	
R6201	NRSA63J-561X	MG RESISTOR	560Ω 1/16W J		R9017	NRSA63J-221X	MG RESISTOR	220Ω 1/16W J	
R6202	NRSA63J-331X	MG RESISTOR	330Ω 1/16W J		R9018	NRSA63J-331X	MG RESISTOR	330Ω 1/16W J	
R6221	NRSA63J-621X	MG RESISTOR	620Ω 1/16W J		R9019	NRSA63J-912X	MG RESISTOR	9.1kΩ 1/16W J	
R6222	NRSA63J-331X	MG RESISTOR	330Ω 1/16W J		R9020	NRSA63J-472X	MG RESISTOR	4.7kΩ 1/16W J	
R6231	NRSA63J-511X	MG RESISTOR	510Ω 1/16W J		R9021	NRSA63J-472X	MG RESISTOR	4.7kΩ 1/16W J	
R6232	NRSA63J-331X	MG RESISTOR	330Ω 1/16W J		R9022	NRSA63J-103X	MG RESISTOR	10kΩ 1/16W J	
R6241	NRSA63J-511X	MG RESISTOR	510Ω 1/16W J		R9034	QRE141J-101Y	C RESISTOR	100Ω 1/4W J	
R6242	NRSA63J-331X	MG RESISTOR	330Ω 1/16W J		R9035	NRSA63J-470X	MG RESISTOR	47Ω 1/16W J	
R6251	NRSA63J-511X	MG RESISTOR	510Ω 1/16W J		R9036	NRSA63J-221X	MG RESISTOR	220Ω 1/16W J	
R6252	NRSA63J-331X	MG RESISTOR	330Ω 1/16W J		R9037	NRSA63J-101X	MG RESISTOR	100Ω 1/16W J	
R6422	NRSA63J-750X	MG RESISTOR	75Ω 1/16W J		R9038	NRSA63J-562X	MG RESISTOR	5.6kΩ 1/16W J	
R6431	NRSA63J-750X	MG RESISTOR	75Ω 1/16W J	P5B,P5E, P5EN,P5EV	R9039	NRSA63J-472X	MG RESISTOR	4.7kΩ 1/16W J	
R6432	NRSA63J-750X	MG RESISTOR	75Ω 1/16W J		R9040	NRSA63J-472X	MG RESISTOR	4.7kΩ 1/16W J	
R6441	NRSA63J-750X	MG RESISTOR	75Ω 1/16W J	P5B,P5E, P5EN,P5EV	R9041	NRSA63J-103X	MG RESISTOR	10kΩ 1/16W J	
R6442	NRSA63J-750X	MG RESISTOR	75Ω 1/16W J		R9055	NRSA63J-472X	MG RESISTOR	4.7kΩ 1/16W J	
R6451	NRSA63J-750X	MG RESISTOR	75Ω 1/16W J	P5B,P5E, P5EN,P5EV	R9060	NRSA63J-562X	MG RESISTOR	5.6kΩ 1/16W J	
R6452	NRSA63J-750X	MG RESISTOR	75Ω 1/16W J		R9061	NRSA63J-152X	MG RESISTOR	1.5kΩ 1/16W J	
R6471	NRSA63J-0R0X	MG RESISTOR	0Ω 1/16W J		R9063	NRSA63J-472X	MG RESISTOR	4.7kΩ 1/16W J	
R6472	NRSA63J-0R0X	MG RESISTOR	0Ω 1/16W J		R9071	NRSA63J-472X	MG RESISTOR	4.7kΩ 1/16W J	
R6473	NRSA63J-683X	MG RESISTOR	68kΩ 1/16W J		R9072	QRE141J-102Y	C RESISTOR	1kΩ 1/4W J	
R6474	NRSA63J-683X	MG RESISTOR	68kΩ 1/16W J		R9073	NRSA63F-622X	MG RESISTOR	6.2kΩ 1/16W F	
R6477	NRSA63J-184X	MG RESISTOR	180kΩ 1/16W J		R9074	NRSA63F-622X	MG RESISTOR	6.2kΩ 1/16W F	
R6478	NRSA63J-184X	MG RESISTOR	180kΩ 1/16W J		R9075	NRSA63J-122X	MG RESISTOR	1.2kΩ 1/16W J	
R6481	QRE141J-202Y	C RESISTOR	2kΩ 1/4W J		R9076	NRSA63F-102X	MG RESISTOR	1kΩ 1/16W F	
R6482	NRSA63J-202X	MG RESISTOR	2kΩ 1/16W J		R9077	QRE141J-102Y	C RESISTOR	1kΩ 1/4W J	
R6483	NRSA63J-821X	MG RESISTOR	820Ω 1/16W J		R9078	NRSA63J-563X	MG RESISTOR	56kΩ 1/16W J	
R6484	NRSA63J-123X	MG RESISTOR	12kΩ 1/16W J		R9080	QRE141J-471Y	C RESISTOR	470Ω 1/4W J	
R6485	NRSA63J-101X	MG RESISTOR	100Ω 1/16W J		R9081	QRE141J-472Y	C RESISTOR	4.7kΩ 1/4W J	
					R9082	QRE141J-472Y	C RESISTOR	4.7kΩ 1/4W J	
					R9086	NRSA63J-103X	MG RESISTOR	10kΩ 1/16W J	
					R9087	NRSA63J-102X	MG RESISTOR	1kΩ 1/16W J	

△ Symbol No.	Part No.	Part Name	Description	Local	△ Symbol No.	Part No.	Part Name	Description	Local
R9089	NRSA63J-103X	MG RESISTOR	10kΩ 1/16W J		Q1003	RJK005N03-X	MOS FET		
△ L901	QQR1723-001	LINE FILTER			Q1101	KTA1504/YG/-X	TRANSISTOR		
△ L902	QQR1723-001	LINE FILTER			Q1103	KTC3875/YG/-X	TRANSISTOR		
L6001	QQL25CK-221Z	COIL	220uH K		Q1201	KTA1504/YG/-X	TRANSISTOR		
L9001	QQL81AK-331Z	COIL	330uH K		Q1203	KTC3875/YG/-X	TRANSISTOR		
L9002	QQL83AK-101Z	COIL	100uH K		Q1303	KTC3875/YG/-X	TRANSISTOR		
L9003	QQL82AK-101	COIL	100uH K		Q1403	KTC3875/YG/-X	TRANSISTOR		
L9004	QQL244K-100Z	COIL	10uH K		Q1503	KTC3875/YG/-X	TRANSISTOR		
L9005	QQL26AK-100Z	COIL	10uH K		Q1603	KTC3875/YG/-X	TRANSISTOR		
△ T901	QQS0374-001	SW TRANSF			Q1701	KTC3875/YG/-X	TRANSISTOR		
CN501	QGF1205F2-13	CONNECTOR	FFC/FPC (1-13)		Q1702	KTC3875/YG/-X	TRANSISTOR		
CN601	QGF1036C2-21	CONNECTOR	FFC/FPC (1-21)		Q1703	KTA1504/YG/-X	TRANSISTOR		
CN651	QGF1036C2-15	CONNECTOR	FFC/FPC (1-15)		Q1704	KTC3875/YG/-X	TRANSISTOR		
CN652	QGF1205C2-15	CONNECTOR	FFC/FPC (1-15)		Q4601	KRC110S-X	DIGI TRANSISTOR		
△ CN901	QGA7901C1-02	CONNECTOR	W-B (1-2)		Q4831	KRC102S-X	DIGI TRANSISTOR		
△ CP951	ICP-N10-T	IC PROTECTOR	400mA		Q4832	KTC3875/YG/-X	TRANSISTOR		
△ CP952	ICP-N38-T	IC PROTECTOR	1.5A		D1001	RB521S-30-X	SB DIODE		
DI501	QLF0168-001	FL TUBE			D1002	RB521S-30-X	SB DIODE		
EP901	QNZ0136-001Z	EARTH PLATE			D1101	1SS355W-X	DIODE C.M		
EP902	QNZ0136-001Z	EARTH PLATE			D1201	1SS355W-X	DIODE C.M		
FC901	QNG0019-001Z	FUSE CLIP			D1301	1SS355W-X	DIODE C.M		
FC902	QNG0019-001Z	FUSE CLIP			D1401	1SS355W-X	DIODE C.M		
FW511	QUM215-08DGZ4-E	PARA RIBON WIRE			D1501	1SS355W-X	DIODE C.M		
FW591	QUM214-22DGZ4-E	PARA RIBON WIRE			D1601	1SS355W-X	DIODE C.M		
FW901	QUM216-07DGZ4-E	PARA RIBON WIRE			D4831	MA152WA-X	DIODE		
FW902	QUM217-07DGZ4-E	PARA RIBON WIRE			D4832	1SS355W-X	DIODE C.M		
FW903	QUM217-07DGZ4-E	PARA RIBON WIRE			D4835	UDZW6.8B-X	Z DIODE		
HS901	QZW0261-001	HEAT SINK			D4836	MA152WA-X	DIODE		
HS951	LV40057-004A	HEAT SINK			D4838	1SS355W-X	DIODE C.M		
HS953	GV40614-001A	HEAT SINK			D4840	1SS355W-X	DIODE C.M		
J5901	QNS0231-001	JACK			D4841	1SS355W-X	DIODE C.M		
J6402	QNN0692-001	PIN JACK		P5B,P5E, P5EN,P5EV	D4842	MA152WA-X	DIODE		
J6403	QNZ0625-001	RGB CONNECTOR			D4843	ER204-F33	FR DIODE		
K5901	NQR0007-002X	FERRITE BEADS			D4845	1SS355W-X	DIODE C.M		
K5902	NQR0007-002X	FERRITE BEADS			D4846	ER204-F33	FR DIODE		
K5903	NQR0007-002X	FERRITE BEADS			D4848	1SS355W-X	DIODE C.M		
S531	QSW0683-001Z	PUSH SW I.M			D4962	1N4003S-T5	SI DIODE		
S532	QSW0683-001Z	PUSH SW I.M			D4966	UDZW4.7B-X	Z DIODE		
S533	QSW0683-001Z	PUSH SW I.M			C1002	NCB31CK-224X	C CAPACITOR	0.22uF 16V K	
S534	QSW0683-001Z	PUSH SW I.M			C1003	NCB31CK-104X	C CAPACITOR	0.1uF 16V K	
S535	QSW0683-001Z	PUSH SW I.M			C1004	NCB31HK-103X	C CAPACITOR	0.01uF 50V K	
S536	QSW0683-001Z	PUSH SW I.M			C1005	NCB31CK-104X	C CAPACITOR	0.1uF 16V K	
S537	QSW0683-001Z	PUSH SW I.M			C1006	NCB31HK-103X	C CAPACITOR	0.01uF 50V K	
S538	QSW0683-001Z	PUSH SW I.M			C1007	NCB31CK-104X	C CAPACITOR	0.1uF 16V K	
△ TH901	QAD0141-8R0	THERMISTOR	8Ω		C1008	NCB31CK-104X	C CAPACITOR	0.1uF 16V K	
△ TH951	NAD0025-103X	N THERMISTOR	10kΩ		C1009	NCB31CK-104X	C CAPACITOR	0.1uF 16V K	
△ VA901	QAF0026-751	VARISTOR	750V		C1010	NCB31CK-104X	C CAPACITOR	0.1uF 16V K	

Main board

Block No. [0][2]

△ Symbol No.	Part No.	Part Name	Description	Local	△ Symbol No.	Part No.	Part Name	Description	Local
IC102	TAS5086DBT-X	IC			C1011	QETN1CM-107Z	E CAPACITOR	100uF 16V M	
IC103	TAS5142DDV-X	IC			C1012	NCB31CK-104X	C CAPACITOR	0.1uF 16V K	
IC104	TAS5142DDV-X	IC			C1013	QETN1HM-226Z	E CAPACITOR	22uF 50V M	
IC105	RC4580ID-X	IC			C1014	NCB31HK-104X	C CAPACITOR	0.1uF 50V K	
IC108	RC4558D-X	IC			C1015	QETN1HM-226Z	E CAPACITOR	22uF 50V M	
IC109	IMX9-W	TRANSISTOR			C1016	NCB31HK-104X	C CAPACITOR	0.1uF 50V K	
IC461	AK5358ET-X	IC			C1017	NCB31HK-104X	C CAPACITOR	0.1uF 50V K	
IC471	MN101C49GPT	IC MASK			C1018	NCB31HK-104X	C CAPACITOR	0.1uF 50V K	
IC472	S-80840CNNB-G-W	IC			C1019	QFVF1HJ-105Z	MF CAPACITOR	1uF 50V J	
IC473	SN74AHCT08NS-X	IC			C1020	QETM1HM-228	E CAPACITOR	2200uF 50V M	
IC477	BR24L08F-W-X	IC(DIGITAL)			C1021	NCB31HK-104X	C CAPACITOR	0.1uF 50V K	
IC491	KIA7805API	IC			C1022	QETN1CM-107Z	E CAPACITOR	100uF 16V M	
IC492	MM1593DF-X	IC			C1023	NCB31CK-105X	C CAPACITOR	1uF 16V K	
IC493	LB1641	IC			C1024	NCB31CK-104X	C CAPACITOR	0.1uF 16V K	
IC494	KIA78S09P-T	IC			C1028	NCB31HK-104X	C CAPACITOR	0.1uF 50V K	
Q1001	KRA102S-X	DIGI TRANSISTOR			C1029	NCB31HK-104X	C CAPACITOR	0.1uF 50V K	
Q1002	RJK005N03-X	MOS FET			C1030	QETN1EM-476Z	E CAPACITOR	47uF 25V M	
					C1031	NCB21CK-104X	C CAPACITOR	0.1uF 16V K	
					C1034	NCB31CK-104X	C CAPACITOR	0.1uF 16V K	
					C1035	NDC31HJ-150X	C CAPACITOR	15pF 50V J	
					C1037	NCB31CK-104X	C CAPACITOR	0.1uF 16V K	
					C1040	NCB31CK-104X	C CAPACITOR	0.1uF 16V K	
					C1041	NCB31HK-104X	C CAPACITOR	0.1uF 50V K	
					C1101	NCB31HK-104X	C CAPACITOR	0.1uF 50V K	
					C1102	NCB31HK-333X	C CAPACITOR	0.033uF 50V K	
					C1103	NCB31HK-681X	C CAPACITOR	680pF 50V K	
					C1104	NCB31HK-681X	C CAPACITOR	680pF 50V K	
					C1105	QETN1VM-477Z	E CAPACITOR	470uF 35V M	
					C1106	QETN1VM-477Z	E CAPACITOR	470uF 35V M	

△ Symbol No.	Part No.	Part Name	Description	Local	△ Symbol No.	Part No.	Part Name	Description	Local
C1107	QFVF1HJ-105Z	MF CAPACITOR	1uF 50V J		C1406	QETN1VM-477Z	E CAPACITOR	470uF 35V M	
C1108	NCB31HK-472X	C CAPACITOR	4700pF 50V K		C1407	QFVF1HJ-105Z	MF CAPACITOR	1uF 50V J	
C1109	NCB31HK-472X	C CAPACITOR	4700pF 50V K		C1408	NCB31HK-472X	C CAPACITOR	4700pF 50V K	
C1110	NCB31HK-472X	C CAPACITOR	4700pF 50V K		C1409	NCB31HK-472X	C CAPACITOR	4700pF 50V K	
C1111	NCB31HK-472X	C CAPACITOR	4700pF 50V K		C1410	NCB31HK-472X	C CAPACITOR	4700pF 50V K	
C1112	NCB31HK-473X	C CAPACITOR	0.047uF 50V K		C1411	NCB31HK-472X	C CAPACITOR	4700pF 50V K	
C1113	NCB31HK-473X	C CAPACITOR	0.047uF 50V K		C1412	NCB31HK-473X	C CAPACITOR	0.047uF 50V K	
C1114	NCB31HK-271X	C CAPACITOR	270pF 50V K		C1413	NCB31HK-473X	C CAPACITOR	0.047uF 50V K	
C1115	NCB31HK-271X	C CAPACITOR	270pF 50V K		C1414	NCB31HK-271X	C CAPACITOR	270pF 50V K	
C1116	NCB31HK-223X	C CAPACITOR	0.022uF 50V K		C1415	NCB31HK-271X	C CAPACITOR	270pF 50V K	
C1117	QFVF1HJ-224Z	MF CAPACITOR	0.22uF 50V J		C1416	NCB31HK-223X	C CAPACITOR	0.022uF 50V K	
C1118	NDC31HJ-271X	C CAPACITOR	270pF 50V J		C1423	NCB31HK-104X	C CAPACITOR	0.1uF 50V K	
C1119	NDC31HJ-560X	C CAPACITOR	56pF 50V J		C1424	QETN1HM-106Z	E CAPACITOR	10uF 50V M	
C1120	NCB31HK-152X	C CAPACITOR	1500pF 50V K		C1425	NCB31HK-104X	C CAPACITOR	0.1uF 50V K	
C1121	QETN1CM-227Z	E CAPACITOR	220uF 16V M		C1426	NCF21HZ-474X	C CAPACITOR	0.47uF 50V Z	
C1122	NCB31HK-104X	C CAPACITOR	0.1uF 50V K		C1427	NCB31HK-104X	C CAPACITOR	0.1uF 50V K	
C1124	QETN1HM-106Z	E CAPACITOR	10uF 50V M		C1501	NCB31HK-104X	C CAPACITOR	0.1uF 50V K	
C1125	NCB31HK-104X	C CAPACITOR	0.1uF 50V K		C1502	NCB31HK-333X	C CAPACITOR	0.033uF 50V K	
C1126	NCF21HZ-474X	C CAPACITOR	0.47uF 50V Z		C1503	NCB31HK-681X	C CAPACITOR	680pF 50V K	
C1127	NCB31HK-104X	C CAPACITOR	0.1uF 50V K		C1504	NCB31HK-681X	C CAPACITOR	680pF 50V K	
C1201	NCB31HK-104X	C CAPACITOR	0.1uF 50V K		C1505	QETN1VM-477Z	E CAPACITOR	470uF 35V M	
C1202	NCB31HK-333X	C CAPACITOR	0.033uF 50V K		C1506	QETN1VM-477Z	E CAPACITOR	470uF 35V M	
C1203	NCB31HK-681X	C CAPACITOR	680pF 50V K		C1507	QFVF1HJ-105Z	MF CAPACITOR	1uF 50V J	
C1204	NCB31HK-681X	C CAPACITOR	680pF 50V K		C1508	NCB31HK-472X	C CAPACITOR	4700pF 50V K	
C1205	QETN1VM-477Z	E CAPACITOR	470uF 35V M		C1509	NCB31HK-472X	C CAPACITOR	4700pF 50V K	
C1206	QETN1VM-477Z	E CAPACITOR	470uF 35V M		C1510	NCB31HK-472X	C CAPACITOR	4700pF 50V K	
C1207	QFVF1HJ-105Z	MF CAPACITOR	1uF 50V J		C1511	NCB31HK-472X	C CAPACITOR	4700pF 50V K	
C1208	NCB31HK-472X	C CAPACITOR	4700pF 50V K		C1512	NCB31HK-473X	C CAPACITOR	0.047uF 50V K	
C1209	NCB31HK-472X	C CAPACITOR	4700pF 50V K		C1513	NCB31HK-473X	C CAPACITOR	0.047uF 50V K	
C1210	NCB31HK-472X	C CAPACITOR	4700pF 50V K		C1514	NCB31HK-271X	C CAPACITOR	270pF 50V K	
C1211	NCB31HK-472X	C CAPACITOR	4700pF 50V K		C1515	NCB31HK-271X	C CAPACITOR	270pF 50V K	
C1212	NCB31HK-473X	C CAPACITOR	0.047uF 50V K		C1516	NCB31HK-223X	C CAPACITOR	0.022uF 50V K	
C1213	NCB31HK-473X	C CAPACITOR	0.047uF 50V K		C1523	NCB31HK-104X	C CAPACITOR	0.1uF 50V K	
C1214	NCB31HK-271X	C CAPACITOR	270pF 50V K		C1524	QETN1HM-106Z	E CAPACITOR	10uF 50V M	
C1215	NCB31HK-271X	C CAPACITOR	270pF 50V K		C1525	NCB31HK-104X	C CAPACITOR	0.1uF 50V K	
C1216	NCB31HK-223X	C CAPACITOR	0.022uF 50V K		C1526	NCF21HZ-474X	C CAPACITOR	0.47uF 50V Z	
C1217	QFVF1HJ-224Z	MF CAPACITOR	0.22uF 50V J		C1527	NCB31HK-104X	C CAPACITOR	0.1uF 50V K	
C1218	NDC31HJ-271X	C CAPACITOR	270pF 50V J		C1601	NCB31HK-104X	C CAPACITOR	0.1uF 50V K	
C1219	NDC31HJ-560X	C CAPACITOR	56pF 50V J		C1602	NCB31HK-104X	C CAPACITOR	0.1uF 50V K	
C1220	NCB31HK-152X	C CAPACITOR	1500pF 50V K		C1603	NCB31HK-333X	C CAPACITOR	0.033uF 50V K	
C1221	QETN1CM-227Z	E CAPACITOR	220uF 16V M		C1604	NCB31HK-333X	C CAPACITOR	0.033uF 50V K	
C1223	NCB31HK-104X	C CAPACITOR	0.1uF 50V K		C1605	NCB31HK-681X	C CAPACITOR	680pF 50V K	
C1224	QETN1HM-106Z	E CAPACITOR	10uF 50V M		C1606	NCB31HK-681X	C CAPACITOR	680pF 50V K	
C1225	NCB31HK-104X	C CAPACITOR	0.1uF 50V K		C1607	NCB31HK-681X	C CAPACITOR	680pF 50V K	
C1226	NCF21HZ-474X	C CAPACITOR	0.47uF 50V Z		C1608	NCB31HK-681X	C CAPACITOR	680pF 50V K	
C1227	NCB31HK-104X	C CAPACITOR	0.1uF 50V K		C1609	QFVM2AJ-474Z	MF CAPACITOR	0.47uF 100V J	
C1301	NCB31HK-104X	C CAPACITOR	0.1uF 50V K		C1610	NCB31HK-104X	C CAPACITOR	0.1uF 50V K	
C1302	NCB31HK-104X	C CAPACITOR	0.1uF 50V K		C1611	NCB31HK-104X	C CAPACITOR	0.1uF 50V K	
C1303	NCB31HK-333X	C CAPACITOR	0.033uF 50V K		C1612	NCB31HK-472X	C CAPACITOR	4700pF 50V K	
C1304	NCB31HK-333X	C CAPACITOR	0.033uF 50V K		C1613	NCB31HK-472X	C CAPACITOR	4700pF 50V K	
C1305	NCB31HK-681X	C CAPACITOR	680pF 50V K		C1614	NCB31HK-472X	C CAPACITOR	4700pF 50V K	
C1306	NCB31HK-681X	C CAPACITOR	680pF 50V K		C1615	NCB31HK-472X	C CAPACITOR	4700pF 50V K	
C1307	NCB31HK-681X	C CAPACITOR	680pF 50V K		C1616	NCB31HK-473X	C CAPACITOR	0.047uF 50V K	
C1308	NCB31HK-681X	C CAPACITOR	680pF 50V K		C1617	NCB31HK-473X	C CAPACITOR	0.047uF 50V K	
C1309	QFVM2AJ-474Z	MF CAPACITOR	0.47uF 100V J		C1618	NCB31HK-561X	C CAPACITOR	560pF 50V K	
C1310	NCB31HK-104X	C CAPACITOR	0.1uF 50V K		C1619	NCB31HK-561X	C CAPACITOR	560pF 50V K	
C1311	NCB31HK-104X	C CAPACITOR	0.1uF 50V K		C1620	NCB31HK-271X	C CAPACITOR	270pF 50V K	
C1312	NCB31HK-472X	C CAPACITOR	4700pF 50V K		C1621	NCB31HK-271X	C CAPACITOR	270pF 50V K	
C1313	NCB31HK-472X	C CAPACITOR	4700pF 50V K		C1623	NCB31HK-104X	C CAPACITOR	0.1uF 50V K	
C1314	NCB31HK-472X	C CAPACITOR	4700pF 50V K		C1624	QETN1HM-106Z	E CAPACITOR	10uF 50V M	
C1315	NCB31HK-472X	C CAPACITOR	4700pF 50V K		C1625	NCB31HK-104X	C CAPACITOR	0.1uF 50V K	
C1316	NCB31HK-473X	C CAPACITOR	0.047uF 50V K		C1626	NCB31HK-104X	C CAPACITOR	0.1uF 50V K	
C1317	NCB31HK-473X	C CAPACITOR	0.047uF 50V K		C1627	NCF21HZ-474X	C CAPACITOR	0.47uF 50V Z	
C1318	NCB31HK-561X	C CAPACITOR	560pF 50V K		C1628	NCF21HZ-474X	C CAPACITOR	0.47uF 50V Z	
C1319	NCB31HK-561X	C CAPACITOR	560pF 50V K		C1701	QETN1EM-107Z	E CAPACITOR	100uF 25V M	
C1320	NCB31HK-271X	C CAPACITOR	270pF 50V K		C1702	NCB31HK-102X	C CAPACITOR	1000pF 50V K	
C1321	NCB31HK-271X	C CAPACITOR	270pF 50V K		C1703	QETN1EM-107Z	E CAPACITOR	100uF 25V M	
C1323	NCB31HK-104X	C CAPACITOR	0.1uF 50V K		C1704	NCB31HK-104X	C CAPACITOR	0.1uF 50V K	
C1324	QETN1HM-106Z	E CAPACITOR	10uF 50V M		C1705	NCB31HK-104X	C CAPACITOR	0.1uF 50V K	
C1325	NCB31HK-104X	C CAPACITOR	0.1uF 50V K		C4002	NCF21CZ-105X	C CAPACITOR	1uF 16V Z	
C1326	NCB31HK-104X	C CAPACITOR	0.1uF 50V K		C4003	NCF21CZ-105X	C CAPACITOR	1uF 16V Z	
C1327	NCF21HZ-474X	C CAPACITOR	0.47uF 50V Z		C4014	NCB31HK-102X	C CAPACITOR	1000pF 50V K	
C1328	NCF21HZ-474X	C CAPACITOR	0.47uF 50V Z		C4015	NCB31HK-102X	C CAPACITOR	1000pF 50V K	
C1401	NCB31HK-104X	C CAPACITOR	0.1uF 50V K		C4016	NCB31HK-102X	C CAPACITOR	1000pF 50V K	
C1402	NCB31HK-333X	C CAPACITOR	0.033uF 50V K		C4017	NDC31HJ-151X	C CAPACITOR	150pF 50V J	
C1403	NCB31HK-681X	C CAPACITOR	680pF 50V K		C4091	QETN1HM-226Z	E CAPACITOR	22uF 50V M	
C1404	NCB31HK-681X	C CAPACITOR	680pF 50V K		C4092	NCB31HK-103X	C CAPACITOR	0.01uF 50V K	
C1405	QETN1VM-477Z	E CAPACITOR	470uF 35V M		C4093	NCB31HK-103X	C CAPACITOR	0.01uF 50V K	

△ Symbol No.	Part No.	Part Name	Description	Local	△ Symbol No.	Part No.	Part Name	Description	Local
C4601	QETN1HM-226Z	E CAPACITOR	22uF 50V M		R1112	NRSA63J-104X	MG RESISTOR	100kΩ 1/16W J	
C4602	NCB31CK-104X	C CAPACITOR	0.1uF 16V K		R1113	NRSA63J-823X	MG RESISTOR	82kΩ 1/16W J	
C4603	NCF21CZ-474X	C CAPACITOR	0.47uF 16V Z		R1114	NRSA63J-393X	MG RESISTOR	39kΩ 1/16W J	
C4604	QETN1HM-226Z	E CAPACITOR	22uF 50V M		R1115	NRSA63J-334X	MG RESISTOR	330kΩ 1/16W J	
C4605	NCB31CK-104X	C CAPACITOR	0.1uF 16V K		R1116	NRSA63J-102X	MG RESISTOR	1kΩ 1/16W J	
C4606	NCB31CK-104X	C CAPACITOR	0.1uF 16V K		R1117	NRSA63J-222X	MG RESISTOR	2.2kΩ 1/16W J	
C4607	NDC31HJ-471X	C CAPACITOR	470pF 50V J		R1118	NRSA63J-472X	MG RESISTOR	4.7kΩ 1/16W J	
C4608	NDC31HJ-471X	C CAPACITOR	470pF 50V J		R1119	NRSA63J-390X	MG RESISTOR	39Ω 1/16W J	
C4609	QETN1HM-106Z	E CAPACITOR	10uF 50V M		R1121	NRSA63J-222X	MG RESISTOR	2.2kΩ 1/16W J	
C4610	QETN1HM-106Z	E CAPACITOR	10uF 50V M		R1122	NRSA63J-104X	MG RESISTOR	100kΩ 1/16W J	
C4705	NCB31HK-103X	C CAPACITOR	0.01uF 50V K		R1123	NRSA63J-223X	MG RESISTOR	22kΩ 1/16W J	
C4706	NCB31HK-103X	C CAPACITOR	0.01uF 50V K		R1124	NRSA63J-393X	MG RESISTOR	39kΩ 1/16W J	
C4707	QETN1CM-107Z	E CAPACITOR	100uF 16V M		R1125	NRSA63J-103X	MG RESISTOR	10kΩ 1/16W J	
C4708	NCB31HK-103X	C CAPACITOR	0.01uF 50V K		R1126	NRSA63J-151X	MG RESISTOR	150Ω 1/16W J	
C4709	NCB31HK-103X	C CAPACITOR	0.01uF 50V K		R1127	NRSA63J-472X	MG RESISTOR	4.7kΩ 1/16W J	
C4710	NCB31HK-103X	C CAPACITOR	0.01uF 50V K		R1201	NRSA63J-100X	MG RESISTOR	10Ω 1/16W J	
C4711	QETN1HM-106Z	E CAPACITOR	10uF 50V M		R1202	NRS144J-220X	MG RESISTOR	22Ω 1/4W J	
C4771	NCB31CK-104X	C CAPACITOR	0.1uF 16V K		R1203	NRSA02J-103X	MG RESISTOR	10kΩ 1/10W J	
C4772	NCB31CK-104X	C CAPACITOR	0.1uF 16V K		R1204	NRSA02J-3R3X	MG RESISTOR	3.3Ω 1/10W J	
C4773	NCB31CK-104X	C CAPACITOR	0.1uF 16V K		R1205	NRSA02J-3R3X	MG RESISTOR	3.3Ω 1/10W J	
C4774	NCB31CK-104X	C CAPACITOR	0.1uF 16V K		R1206	NRS144J-151X	MG RESISTOR	150Ω 1/4W J	
C4775	NCB31HK-103X	C CAPACITOR	0.01uF 50V K		R1207	NRS144J-4R7X	MG RESISTOR	4.7Ω 1/4W J	
C4776	NCB31HK-103X	C CAPACITOR	0.01uF 50V K		R1208	NRSA63J-473X	MG RESISTOR	47kΩ 1/16W J	
C4791	NCB31CK-104X	C CAPACITOR	0.1uF 16V K		R1209	NRSA63J-473X	MG RESISTOR	47kΩ 1/16W J	
C4793	NCB31CK-104X	C CAPACITOR	0.1uF 16V K		R1210	NRSA63J-103X	MG RESISTOR	10kΩ 1/16W J	
C4794	QETN1CM-107Z	E CAPACITOR	100uF 16V M		R1211	NRSA63J-332X	MG RESISTOR	3.3kΩ 1/16W J	
C4795	NCB31CK-104X	C CAPACITOR	0.1uF 16V K		R1212	NRSA63J-104X	MG RESISTOR	100kΩ 1/16W J	
C4901	QETN1CM-107Z	E CAPACITOR	100uF 16V M		R1213	NRSA63J-823X	MG RESISTOR	82kΩ 1/16W J	
C4902	NCB31HK-103X	C CAPACITOR	0.01uF 50V K		R1214	NRSA63J-393X	MG RESISTOR	39kΩ 1/16W J	
C4903	QETN1CM-107Z	E CAPACITOR	100uF 16V M		R1215	NRSA63J-334X	MG RESISTOR	330kΩ 1/16W J	
C4904	NCB31HK-103X	C CAPACITOR	0.01uF 50V K		R1216	NRSA63J-102X	MG RESISTOR	1kΩ 1/16W J	
C4921	NCF21CZ-105X	C CAPACITOR	1uF 16V Z		R1217	NRSA63J-222X	MG RESISTOR	2.2kΩ 1/16W J	
C4922	NDC31HJ-471X	C CAPACITOR	470pF 50V J		R1218	NRSA63J-472X	MG RESISTOR	4.7kΩ 1/16W J	
C4923	NCB31AK-105X	C CAPACITOR	1uF 10V K		R1219	NRSA63J-390X	MG RESISTOR	39Ω 1/16W J	
C4924	QETN1CM-107Z	E CAPACITOR	100uF 16V M		R1221	NRSA63J-222X	MG RESISTOR	2.2kΩ 1/16W J	
C4925	NCB31HK-104X	C CAPACITOR	0.1uF 50V K		R1222	NRSA63J-104X	MG RESISTOR	100kΩ 1/16W J	
C8001	NCB31HK-182X	C CAPACITOR	1800pF 50V K		R1223	NRSA63J-223X	MG RESISTOR	22kΩ 1/16W J	
C8002	NCB31HK-182X	C CAPACITOR	1800pF 50V K		R1224	NRSA63J-393X	MG RESISTOR	39kΩ 1/16W J	
C8003	NDC31HJ-150X	C CAPACITOR	15pF 50V J		R1225	NRSA63J-103X	MG RESISTOR	10kΩ 1/16W J	
C8004	NDC31HJ-150X	C CAPACITOR	15pF 50V J		R1226	NRSA63J-151X	MG RESISTOR	150Ω 1/16W J	
R1002	NRSA63J-201X	MG RESISTOR	200Ω 1/16W J		R1227	NRSA63J-472X	MG RESISTOR	4.7kΩ 1/16W J	
R1003	NRSA63J-201X	MG RESISTOR	200Ω 1/16W J		R1301	NRSA63J-100X	MG RESISTOR	10Ω 1/16W J	
R1004	NRSA63F-912X	MG RESISTOR	9.1kΩ 1/16W F		R1302	NRSA63J-100X	MG RESISTOR	10Ω 1/16W J	
R1007	NRSA63J-223X	MG RESISTOR	22kΩ 1/16W J		R1303	NRS144J-220X	MG RESISTOR	22Ω 1/4W J	
R1009	NRSA63J-393X	MG RESISTOR	39kΩ 1/16W J		R1304	NRS144J-220X	MG RESISTOR	22Ω 1/4W J	
R1010	NRSA63J-103X	MG RESISTOR	10kΩ 1/16W J		R1305	NRSA02J-3R3X	MG RESISTOR	3.3Ω 1/10W J	
R1011	NRSA63J-682X	MG RESISTOR	6.8kΩ 1/16W J		R1306	NRSA02J-3R3X	MG RESISTOR	3.3Ω 1/10W J	
R1012	NRSA63J-223X	MG RESISTOR	22kΩ 1/16W J		R1307	QRL01DJ-331X	OMF RESISTOR	330Ω 1W J	
R1015	NRSA63J-473X	MG RESISTOR	47kΩ 1/16W J		R1308	QRL01DJ-331X	OMF RESISTOR	330Ω 1W J	
R1016	NRSA63J-102X	MG RESISTOR	1kΩ 1/16W J		R1309	NRS144J-4R7X	MG RESISTOR	4.7Ω 1/4W J	
R1017	NRSA63J-102X	MG RESISTOR	1kΩ 1/16W J		R1310	NRSA63J-473X	MG RESISTOR	47kΩ 1/16W J	
R1018	NRSA63J-471X	MG RESISTOR	470Ω 1/16W J		R1311	NRSA63J-473X	MG RESISTOR	47kΩ 1/16W J	
R1019	NRSA63J-470X	MG RESISTOR	47Ω 1/16W J		R1322	NRSA63J-104X	MG RESISTOR	100kΩ 1/16W J	
R1020	NRSA63J-470X	MG RESISTOR	47Ω 1/16W J		R1323	NRSA63J-223X	MG RESISTOR	22kΩ 1/16W J	
R1021	NRSA63J-470X	MG RESISTOR	47Ω 1/16W J		R1324	NRSA63J-224X	MG RESISTOR	220kΩ 1/16W J	
R1022	NRSA63J-470X	MG RESISTOR	47Ω 1/16W J		R1325	NRSA63J-103X	MG RESISTOR	10kΩ 1/16W J	
R1023	NRSA63J-470X	MG RESISTOR	47Ω 1/16W J		R1326	NRSA63J-151X	MG RESISTOR	150Ω 1/16W J	
R1024	NRSA63J-470X	MG RESISTOR	47Ω 1/16W J		R1327	NRSA63J-472X	MG RESISTOR	4.7kΩ 1/16W J	
R1025	NRSA63F-912X	MG RESISTOR	9.1kΩ 1/16W F		R1401	NRSA63J-100X	MG RESISTOR	10Ω 1/16W J	
R1026	NRSA63J-100X	MG RESISTOR	10Ω 1/16W J		R1402	NRS144J-220X	MG RESISTOR	22Ω 1/4W J	
R1027	NRSA63J-100X	MG RESISTOR	10Ω 1/16W J		R1403	NRSA02J-103X	MG RESISTOR	10kΩ 1/10W J	
R1028	NRSA63J-151X	MG RESISTOR	150Ω 1/16W J		R1404	NRSA02J-3R3X	MG RESISTOR	3.3Ω 1/10W J	
R1029	NRSA63J-151X	MG RESISTOR	150Ω 1/16W J		R1405	NRSA02J-3R3X	MG RESISTOR	3.3Ω 1/10W J	
R1030	NRSA63J-151X	MG RESISTOR	150Ω 1/16W J		R1406	NRS144J-151X	MG RESISTOR	150Ω 1/4W J	
R1031	NRSA63J-103X	MG RESISTOR	10kΩ 1/16W J		R1407	NRS144J-4R7X	MG RESISTOR	4.7Ω 1/4W J	
R1032	NRSA63J-103X	MG RESISTOR	10kΩ 1/16W J		R1408	NRSA63J-473X	MG RESISTOR	47kΩ 1/16W J	
R1101	NRSA63J-100X	MG RESISTOR	10Ω 1/16W J		R1409	NRSA63J-473X	MG RESISTOR	47kΩ 1/16W J	
R1102	NRS144J-220X	MG RESISTOR	22Ω 1/4W J		R1422	NRSA63J-104X	MG RESISTOR	100kΩ 1/16W J	
R1103	NRSA02J-103X	MG RESISTOR	10kΩ 1/10W J		R1423	NRSA63J-223X	MG RESISTOR	22kΩ 1/16W J	
R1104	NRSA02J-3R3X	MG RESISTOR	3.3Ω 1/10W J		R1424	NRSA63J-393X	MG RESISTOR	39kΩ 1/16W J	
R1105	NRSA02J-3R3X	MG RESISTOR	3.3Ω 1/10W J		R1425	NRSA63J-103X	MG RESISTOR	10kΩ 1/16W J	
R1106	NRS144J-151X	MG RESISTOR	150Ω 1/4W J		R1426	NRSA63J-151X	MG RESISTOR	150Ω 1/16W J	
R1107	NRS144J-4R7X	MG RESISTOR	4.7Ω 1/4W J		R1427	NRSA63J-472X	MG RESISTOR	4.7kΩ 1/16W J	
R1108	NRSA63J-473X	MG RESISTOR	47kΩ 1/16W J		R1501	NRSA63J-100X	MG RESISTOR	10Ω 1/16W J	
R1109	NRSA63J-473X	MG RESISTOR	47kΩ 1/16W J		R1502	NRS144J-220X	MG RESISTOR	22Ω 1/4W J	
R1110	NRSA63J-103X	MG RESISTOR	10kΩ 1/16W J		R1503	NRSA02J-103X	MG RESISTOR	10kΩ 1/10W J	
R1111	NRSA63J-332X	MG RESISTOR	3.3kΩ 1/16W J		R1504	NRSA02J-3R3X	MG RESISTOR	3.3Ω 1/10W J	
					R1505	NRSA02J-3R3X	MG RESISTOR	3.3Ω 1/10W J	

△ Symbol No.	Part No.	Part Name	Description	Local	△ Symbol No.	Part No.	Part Name	Description	Local
R1506	NRS144J-151X	MG RESISTOR	150Ω 1/4W J		R4780	NRSA63J-331X	MG RESISTOR	330Ω 1/16W J	
R1507	NRS144J-4R7X	MG RESISTOR	4.7Ω 1/4W J		R4781	NRSA63J-331X	MG RESISTOR	330Ω 1/16W J	
R1508	NRSA63J-473X	MG RESISTOR	47kΩ 1/16W J		R4782	NRSA63J-0R0X	MG RESISTOR	0Ω 1/16W J	
R1509	NRSA63J-473X	MG RESISTOR	47kΩ 1/16W J		R4791	NRSA02J-221X	MG RESISTOR	220Ω 1/10W J	
R1522	NRSA63J-104X	MG RESISTOR	100kΩ 1/16W J		R4833	NRSA63J-562X	MG RESISTOR	5.6kΩ 1/16W J	
R1523	NRSA63J-223X	MG RESISTOR	22kΩ 1/16W J		R4834	NRSA63J-473X	MG RESISTOR	47kΩ 1/16W J	
R1524	NRSA63J-393X	MG RESISTOR	39kΩ 1/16W J		R4835	NRSA63J-472X	MG RESISTOR	4.7kΩ 1/16W J	
R1525	NRSA63J-103X	MG RESISTOR	10kΩ 1/16W J		R4842	NRSA63J-103X	MG RESISTOR	10kΩ 1/16W J	
R1526	NRSA63J-151X	MG RESISTOR	150Ω 1/16W J		R4843	NRSA63J-103X	MG RESISTOR	10kΩ 1/16W J	
R1527	NRSA63J-472X	MG RESISTOR	4.7kΩ 1/16W J		R4844	NRSA63J-103X	MG RESISTOR	10kΩ 1/16W J	
R1601	NRSA63J-100X	MG RESISTOR	10Ω 1/16W J		R4845	NRSA63J-103X	MG RESISTOR	10kΩ 1/16W J	
R1602	NRSA63J-100X	MG RESISTOR	10Ω 1/16W J		R4846	NRSA63J-103X	MG RESISTOR	10kΩ 1/16W J	
R1603	NRS144J-220X	MG RESISTOR	22Ω 1/4W J		R4847	NRSA63J-103X	MG RESISTOR	10kΩ 1/16W J	
R1604	NRS144J-220X	MG RESISTOR	22Ω 1/4W J		R4861	NRSA63J-222X	MG RESISTOR	2.2kΩ 1/16W J	
R1605	NRSA02J-3R3X	MG RESISTOR	3.3Ω 1/10W J		R4863	NRSA63J-222X	MG RESISTOR	2.2kΩ 1/16W J	
R1606	NRSA02J-3R3X	MG RESISTOR	3.3Ω 1/10W J		R4864	NRSA63J-331X	MG RESISTOR	330Ω 1/16W J	
R1607	QRL01DJ-331X	OMF RESISTOR	330Ω 1W J		R4866	NRSA63J-272X	MG RESISTOR	2.7kΩ 1/16W J	
R1608	QRL01DJ-331X	OMF RESISTOR	330Ω 1W J		R4871	NRSA63J-331X	MG RESISTOR	330Ω 1/16W J	
R1609	NRS144J-4R7X	MG RESISTOR	4.7Ω 1/4W J		R4872	NRSA63J-331X	MG RESISTOR	330Ω 1/16W J	
R1610	NRSA63J-473X	MG RESISTOR	47kΩ 1/16W J		R4873	NRSA63J-331X	MG RESISTOR	330Ω 1/16W J	
R1611	NRSA63J-473X	MG RESISTOR	47kΩ 1/16W J		R4875	NRSA63J-471X	MG RESISTOR	470Ω 1/16W J	
R1622	NRSA63J-104X	MG RESISTOR	100kΩ 1/16W J		R4876	NRSA63J-331X	MG RESISTOR	330Ω 1/16W J	
R1623	NRSA63J-223X	MG RESISTOR	22kΩ 1/16W J		R4877	NRSA63J-471X	MG RESISTOR	470Ω 1/16W J	
R1624	NRSA63J-183X	MG RESISTOR	18kΩ 1/16W J		R4881	NRSA63J-472X	MG RESISTOR	4.7kΩ 1/16W J	
R1625	NRSA63J-103X	MG RESISTOR	10kΩ 1/16W J		R4883	NRSA63J-472X	MG RESISTOR	4.7kΩ 1/16W J	
R1626	NRSA63J-151X	MG RESISTOR	150Ω 1/16W J		R4886	NRSA63J-562X	MG RESISTOR	5.6kΩ 1/16W J	
R1628	NRSA63J-472X	MG RESISTOR	4.7kΩ 1/16W J		R4888	NRSA63J-103X	MG RESISTOR	10kΩ 1/16W J	
R1701	NRSA63J-682X	MG RESISTOR	6.8kΩ 1/16W J		R4894	NRSA63J-331X	MG RESISTOR	330Ω 1/16W J	
R1702	NRSA63F-333X	MG RESISTOR	33kΩ 1/16W F		R4901	QRT017J-2R2	MF RESISTOR	2.2Ω 1W J	
R1703	NRSA63J-392X	MG RESISTOR	3.9kΩ 1/16W J		R4902	NRSA63J-822X	MG RESISTOR	8.2kΩ 1/16W J	
R1704	NRSA63F-333X	MG RESISTOR	33kΩ 1/16W F		R4904	QRL027J-101	OMF RESISTOR	100Ω 2W J	
R1705	NRSA63F-333X	MG RESISTOR	33kΩ 1/16W F		L1101	QQR1699-001	CHOKE COIL		
R1706	NRSA63J-392X	MG RESISTOR	3.9kΩ 1/16W J		L1201	QQR1699-001	CHOKE COIL		
R1709	NRSA63J-104X	MG RESISTOR	100kΩ 1/16W J		L1301	QQR1699-001	CHOKE COIL		
R1710	NRSA63J-103X	MG RESISTOR	10kΩ 1/16W J		L1302	QQR1699-001	CHOKE COIL		
R4091	QRZ9005-100X	FUSI RESISTOR	10Ω		L1401	QQR1699-001	CHOKE COIL		
R4601	NRSA63J-1R0X	MG RESISTOR	1Ω 1/16W J		L1501	QQR1699-001	CHOKE COIL		
R4603	NRSA63J-104X	MG RESISTOR	100kΩ 1/16W J		L1601	QQR1699-001	CHOKE COIL		
R4604	NRSA63J-101X	MG RESISTOR	100Ω 1/16W J		L1602	QQR1699-001	CHOKE COIL		
R4605	NRSA63J-101X	MG RESISTOR	100Ω 1/16W J		CN101	QGD2501C1-04Z	CONNECTOR	(1-4)	
R4606	NRSA63J-101X	MG RESISTOR	100Ω 1/16W J		CN401	QGD2501C1-07Z	CONNECTOR	(1-7)	
R4607	NRSA63J-562X	MG RESISTOR	5.6kΩ 1/16W J		CN403	QGD2501C1-07Z	CONNECTOR	(1-7)	
R4608	NRSA63J-103X	MG RESISTOR	10kΩ 1/16W J		CN404	QGD2501C1-06Z	CONNECTOR	(1-6)	
R4701	NRSA63J-0R0X	MG RESISTOR	0Ω 1/16W J		CN405	QGF1036C2-05	CONNECTOR	FFC/FPC (1-5)	
R4702	NRSA63J-102X	MG RESISTOR	1kΩ 1/16W J		CN406	QGF1205C2-05	CONNECTOR	FFC/FPC (1-5)	
R4705	NRSA63J-223X	MG RESISTOR	22kΩ 1/16W J		CN407	QGF1036C2-15	CONNECTOR	FFC/FPC (1-15)	
R4706	NRSA63J-221X	MG RESISTOR	220Ω 1/16W J		CN408	QGF1036C2-21	CONNECTOR	FFC/FPC (1-21)	
R4707	NRSA63J-103X	MG RESISTOR	10kΩ 1/16W J		CN411	QGF1036C2-25	CONNECTOR	FFC/FPC (1-25)	
R4708	NRSA63J-221X	MG RESISTOR	220Ω 1/16W J		CN412	QGF1036C2-15	CONNECTOR	FFC/FPC (1-15)	
R4709	NRSA63J-101X	MG RESISTOR	100Ω 1/16W J		CN413	QGF1036C2-05	CONNECTOR	FFC/FPC (1-5)	
R4710	NRSA63J-104X	MG RESISTOR	100kΩ 1/16W J		CN414	QGA1002C1-03X	CONNECTOR	W-B (1-3)	
R4711	NRSA63J-331X	MG RESISTOR	330Ω 1/16W J		CN421	QGF1205C2-13	CONNECTOR	FFC/FPC (1-13)	
R4712	NRSA63J-331X	MG RESISTOR	330Ω 1/16W J		CN422	QGD2501C1-05Z	CONNECTOR	(1-5)	
R4713	NRSA63J-331X	MG RESISTOR	330Ω 1/16W J		CN801	WJP0079-001A-E	E-SH C WIRE C-B		
R4716	NRSA63J-222X	MG RESISTOR	2.2kΩ 1/16W J		△ CP471	ICP-N5-T	IC PROTECTOR	250mA	
R4717	NRSA63J-472X	MG RESISTOR	4.7kΩ 1/16W J		J1001	QNB0189-001	SPEAKER TERMINA		
R4718	NRSA63J-472X	MG RESISTOR	4.7kΩ 1/16W J		J8001	QNZ0851-001	USB CONNECTOR		
R4751	NRSA63J-103X	MG RESISTOR	10kΩ 1/16W J		K1001	NQR0502-001X	FERRITE BEADS		
R4753	NRSA63J-103X	MG RESISTOR	10kΩ 1/16W J		K1002	NQR0502-001X	FERRITE BEADS		
R4754	NRSA63J-103X	MG RESISTOR	10kΩ 1/16W J		K4702	QQR0621-001Z	FERRITE BEADS		
R4755	NRSA63J-103X	MG RESISTOR	10kΩ 1/16W J		K8001	NQR0502-001X	FERRITE BEADS		
R4756	NRSA63J-153X	MG RESISTOR	15kΩ 1/16W J		K8002	NQR0022-002X	FERRITE BEADS		
R4757	NRSA63J-153X	MG RESISTOR	15kΩ 1/16W J		K8003	NQR0022-002X	FERRITE BEADS		
R4760	NRSA63J-222X	MG RESISTOR	2.2kΩ 1/16W J		K8004	NRSA63J-0R0X	MG RESISTOR	0Ω 1/16W J	
R4761	NRSA63J-103X	MG RESISTOR	10kΩ 1/16W J		X4701	QAX0246-001Z	RESONATOR		
R4762	NRSA63J-103X	MG RESISTOR	10kΩ 1/16W J						
R4763	NRSA63J-153X	MG RESISTOR	15kΩ 1/16W J						
R4764	NRSA63J-103X	MG RESISTOR	10kΩ 1/16W J						
R4765	NRSA63J-103X	MG RESISTOR	10kΩ 1/16W J						
R4771	NRSA63J-103X	MG RESISTOR	10kΩ 1/16W J						
R4772	NRSA63J-103X	MG RESISTOR	10kΩ 1/16W J						
R4773	NRSA63J-103X	MG RESISTOR	10kΩ 1/16W J						
R4775	NRSA63J-331X	MG RESISTOR	330Ω 1/16W J						
R4776	NRSA63J-331X	MG RESISTOR	330Ω 1/16W J						
R4777	NRSA63J-101X	MG RESISTOR	100Ω 1/16W J						
R4778	NRSA63J-101X	MG RESISTOR	100Ω 1/16W J						
R4779	NRSA63J-331X	MG RESISTOR	330Ω 1/16W J						

P5B,P5E,
P5EN,P5EV

DVD module board

Block No. [0][3]

△ Symbol No.	Part No.	Part Name	Description	Local
IC201	LA6502-X	IC		
IC301	MN2DS0016AA	IC		
IC302	MM1701CH-X	IC		
IC303	XC2164A51FM-X	IC		
IC305	MM1563DF-X	IC		
IC453	S-80830CNNB-G-W	IC		
IC505	K4S641632K-UC75	IC		
IC505	or K4S641632H-UC75	IC		
IC509	-----	IC(MICRO C ROM)		
IC509	or -----	IC(MICRO C ROM)		
IC510	BR24L16FV-W-X	IC		
IC706	SN74AHC1G08DC-X	IC C.M		
IC707	SN74AHC1G04DC-X	IC C.M		
IC801	MM1565AF-X	IC		
IC811	ISP1106DH-X	IC		
Q101	KTA1001/Y/-X	TRANSISTOR		
Q101	or 2SB1424/R/-W	TRANSISTOR		
Q102	2SC4617/R/-X	TRANSISTOR		
Q103	KTA1001/Y/-X	TRANSISTOR		
Q103	or 2SB1424/R/-W	TRANSISTOR		
Q104	2SC4617/R/-X	TRANSISTOR		
Q801	KRA104S-X	DIGI TRANSISTOR		
Q801	or UN2113-X	TRANSISTOR		
C101	NCF31EZ-104X	C CAPACITOR	0.1uF 25V Z	
C102	NCF31EZ-104X	C CAPACITOR	0.1uF 25V Z	
C103	NCF31EZ-104X	C CAPACITOR	0.1uF 25V Z	
C104	NCF31EZ-104X	C CAPACITOR	0.1uF 25V Z	
C105	NEAF0JM-476X	E CAPACITOR	47uF 6.3V M	
C106	NBE20JM-226X	TA E CAPACITOR	22uF 6.3V M	
C107	NCF31EZ-104X	C CAPACITOR	0.1uF 25V Z	
C108	NBE20JM-226X	TA E CAPACITOR	22uF 6.3V M	
C201	NDC31HJ-221X	C CAPACITOR	220pF 50V J	
C202	NDC31HJ-221X	C CAPACITOR	220pF 50V J	
C203	NCB31HK-103X	C CAPACITOR	0.01uF 50V K	
C204	NCF31EZ-104X	C CAPACITOR	0.1uF 25V Z	
C205	NCB31HK-271X	C CAPACITOR	270pF 50V K	
C206	NDC31HJ-151X	C CAPACITOR	150pF 50V J	
C210	NCF31AZ-105X	C CAPACITOR	1uF 10V Z	
C211	NCB31HK-223X	C CAPACITOR	0.022uF 50V K	
C217	NCF31EZ-104X	C CAPACITOR	0.1uF 25V Z	
C251	NCB31AK-474X	C CAPACITOR	0.47uF 10V K	
C256	NCB31CK-104X	C CAPACITOR	0.1uF 16V K	
C257	NCB31HK-822X	C CAPACITOR	8200pF 50V K	
C258	NCB31CK-153X	C CAPACITOR	0.015uF 16V K	
C259	NCB31CK-153X	C CAPACITOR	0.015uF 16V K	
C260	NCB31HK-223X	C CAPACITOR	0.022uF 50V K	
C261	NCB31HK-223X	C CAPACITOR	0.022uF 50V K	
C262	NCB31HK-223X	C CAPACITOR	0.022uF 50V K	
C263	NEAF1CM-107X	E CAPACITOR	100uF 16V M	
C301	NEAF0GM-227X	E CAPACITOR	220uF 4V M	
C302	NEAF0GM-476X	E CAPACITOR	47uF 4V M	
C303	NEAF0GM-476X	E CAPACITOR	47uF 4V M	
C304	NCB30JK-105X	C CAPACITOR	1uF 6.3V K	
C305	NCF31EZ-104X	C CAPACITOR	0.1uF 25V Z	
C306	NCF31EZ-104X	C CAPACITOR	0.1uF 25V Z	
C307	NCF31EZ-104X	C CAPACITOR	0.1uF 25V Z	
C308	NCF31EZ-104X	C CAPACITOR	0.1uF 25V Z	
C309	NCF31EZ-104X	C CAPACITOR	0.1uF 25V Z	
C310	NCF31EZ-104X	C CAPACITOR	0.1uF 25V Z	
C311	NCF31EZ-104X	C CAPACITOR	0.1uF 25V Z	
C312	NCF31EZ-104X	C CAPACITOR	0.1uF 25V Z	
C314	NCF31EZ-104X	C CAPACITOR	0.1uF 25V Z	
C316	NCF31EZ-104X	C CAPACITOR	0.1uF 25V Z	
C317	NCF31EZ-104X	C CAPACITOR	0.1uF 25V Z	
C318	NCF31EZ-104X	C CAPACITOR	0.1uF 25V Z	
C319	NCF31EZ-104X	C CAPACITOR	0.1uF 25V Z	
C320	NCB31CK-104X	C CAPACITOR	0.1uF 16V K	
C321	NCB31CK-104X	C CAPACITOR	0.1uF 16V K	
C322	NCB31CK-104X	C CAPACITOR	0.1uF 16V K	
C323	NCB31CK-104X	C CAPACITOR	0.1uF 16V K	
C324	NCB30JK-105X	C CAPACITOR	1uF 6.3V K	
C325	NDC31HJ-120X	C CAPACITOR	12pF 50V J	

△ Symbol No.	Part No.	Part Name	Description	Local
C326	NDC31HJ-120X	C CAPACITOR	12pF 50V J	
C327	NCF31EZ-104X	C CAPACITOR	0.1uF 25V Z	
C328	NCB31HK-103X	C CAPACITOR	0.01uF 50V K	
C330	NCF31EZ-104X	C CAPACITOR	0.1uF 25V Z	
C331	NCB31CK-333X	C CAPACITOR	0.033uF 16V K	
C332	NCF31EZ-104X	C CAPACITOR	0.1uF 25V Z	
C333	NCF31EZ-104X	C CAPACITOR	0.1uF 25V Z	
C334	NCF31EZ-104X	C CAPACITOR	0.1uF 25V Z	
C335	NCF31EZ-104X	C CAPACITOR	0.1uF 25V Z	
C337	NCB31CK-183X	C CAPACITOR	0.018uF 16V K	
C338	NCB31HK-562X	C CAPACITOR	5600pF 50V K	
C339	NBE20JM-106X	TA E CAPACITOR	10uF 6.3V M	
C340	NCB30JK-105X	C CAPACITOR	1uF 6.3V K	
C341	NCB30JK-105X	C CAPACITOR	1uF 6.3V K	
C345	NCF31EZ-104X	C CAPACITOR	0.1uF 25V Z	
C347	NCB31CK-104X	C CAPACITOR	0.1uF 16V K	
C348	NCB31CK-104X	C CAPACITOR	0.1uF 16V K	
C349	NCF31EZ-104X	C CAPACITOR	0.1uF 25V Z	
C350	NCB31HK-103X	C CAPACITOR	0.01uF 50V K	
C351	NCB31HK-103X	C CAPACITOR	0.01uF 50V K	
C352	NCB31CK-153X	C CAPACITOR	0.015uF 16V K	
C353	NCB31HK-561X	C CAPACITOR	560pF 50V K	
C354	NCB31HK-561X	C CAPACITOR	560pF 50V K	
C356	NCB30JK-105X	C CAPACITOR	1uF 6.3V K	
C359	NCB30JK-105X	C CAPACITOR	1uF 6.3V K	
C370	NCF31EZ-104X	C CAPACITOR	0.1uF 25V Z	
C371	NCF31AZ-105X	C CAPACITOR	1uF 10V Z	
C372	NCF31EZ-104X	C CAPACITOR	0.1uF 25V Z	
C373	NCF31EZ-104X	C CAPACITOR	0.1uF 25V Z	
C374	NCF31EZ-104X	C CAPACITOR	0.1uF 25V Z	
C375	NCF31EZ-104X	C CAPACITOR	0.1uF 25V Z	
C378	NCF31EZ-104X	C CAPACITOR	0.1uF 25V Z	
C379	NCF31EZ-104X	C CAPACITOR	0.1uF 25V Z	
C380	NCB21CK-105X	C CAPACITOR	1uF 16V K	
C381	NCB21AK-225X	C CAPACITOR	2.2uF 10V K	
C382	NCB31HK-471X	C CAPACITOR	470pF 50V K	
C383	NCF31EZ-104X	C CAPACITOR	0.1uF 25V Z	
C393	NCB31HK-103X	C CAPACITOR	0.01uF 50V K	
C455	NCB31HK-103X	C CAPACITOR	0.01uF 50V K	
C551	NCF31EZ-104X	C CAPACITOR	0.1uF 25V Z	
C554	NCF31EZ-104X	C CAPACITOR	0.1uF 25V Z	
C555	NCF31EZ-104X	C CAPACITOR	0.1uF 25V Z	
C557	NCB31HK-102X	C CAPACITOR	1000pF 50V K	
C558	NBE20JM-226X	TA E CAPACITOR	22uF 6.3V M	
C559	NCF31EZ-104X	C CAPACITOR	0.1uF 25V Z	
C560	NCF31EZ-104X	C CAPACITOR	0.1uF 25V Z	
C562	NCF31AZ-105X	C CAPACITOR	1uF 10V Z	
C563	NCF31EZ-104X	C CAPACITOR	0.1uF 25V Z	
C564	NCF31EZ-104X	C CAPACITOR	0.1uF 25V Z	
C721	NCF31EZ-104X	C CAPACITOR	0.1uF 25V Z	
C801	NCB21CK-105X	C CAPACITOR	1uF 16V K	
C802	NCB21AK-225X	C CAPACITOR	2.2uF 10V K	
C803	NEAF0JM-227X	E CAPACITOR	220uF 6.3V M	
C804	NCB31HK-471X	C CAPACITOR	470pF 50V K	
C811	NCF31EZ-104X	C CAPACITOR	0.1uF 25V Z	
C812	NCF31EZ-104X	C CAPACITOR	0.1uF 25V Z	
R101	NRSA63J-101X	MG RESISTOR	100Ω 1/16W J	
R102	NRSA63J-101X	MG RESISTOR	100Ω 1/16W J	
R103	NRSA63J-562X	MG RESISTOR	5.6kΩ 1/16W J	
R104	NRSA63J-432X	MG RESISTOR	4.3kΩ 1/16W J	
R105	NRS181J-180X	MG RESISTOR	18Ω 1/8W J	
R106	NRSA63J-2R2X	MG RESISTOR	2.2Ω 1/16W J	
R107	NRSA63J-102X	MG RESISTOR	1kΩ 1/16W J	
R108	NRSA63J-471X	MG RESISTOR	470Ω 1/16W J	
R109	NRSA63J-331X	MG RESISTOR	330Ω 1/16W J	
R111	NRSA63J-562X	MG RESISTOR	5.6kΩ 1/16W J	
R112	NRSA63J-432X	MG RESISTOR	4.3kΩ 1/16W J	
R113	NRS181J-180X	MG RESISTOR	18Ω 1/8W J	
R114	NRSA63J-2R2X	MG RESISTOR	2.2Ω 1/16W J	
R115	NRSA63J-102X	MG RESISTOR	1kΩ 1/16W J	
R116	NRSA63J-471X	MG RESISTOR	470Ω 1/16W J	
R117	NRSA63J-331X	MG RESISTOR	330Ω 1/16W J	
R125	NRSA63J-1R0X	MG RESISTOR	1Ω 1/16W J	
R127	NRSA63J-432X	MG RESISTOR	4.3kΩ 1/16W J	
R128	NRSA63J-562X	MG RESISTOR	5.6kΩ 1/16W J	
R201	NRSA63J-471X	MG RESISTOR	470Ω 1/16W J	
R202	NRSA63J-102X	MG RESISTOR	1kΩ 1/16W J	

△ Symbol No.	Part No.	Part Name	Description	Local	△ Symbol No.	Part No.	Part Name	Description	Local
R204	NRSA63J-273X	MG RESISTOR	27kΩ 1/16W J		R857	NRSA63J-221X	MG RESISTOR	220Ω 1/16W J	
R205	NRSA63J-273X	MG RESISTOR	27kΩ 1/16W J		R858	NRSA63J-221X	MG RESISTOR	220Ω 1/16W J	
R206	NRSA63J-303X	MG RESISTOR	30kΩ 1/16W J		R859	NRSA63J-102X	MG RESISTOR	1kΩ 1/16W J	
R207	NRSA63J-473X	MG RESISTOR	47kΩ 1/16W J		R860	NRSA63J-102X	MG RESISTOR	1kΩ 1/16W J	
R213	NRSA63J-103X	MG RESISTOR	10kΩ 1/16W J		R861	NRSA63J-473X	MG RESISTOR	47kΩ 1/16W J	
R214	NRSA63J-103X	MG RESISTOR	10kΩ 1/16W J		CN101	QGF0523F3-24W	CONNECTOR	FFC/FPC (1-24)	
R219	NRSA63J-183X	MG RESISTOR	18kΩ 1/16W J		CN201	QGF1016F8-08W	CONNECTOR	FFC/FPC (1-8)	
R220	NRSA63J-243X	MG RESISTOR	24kΩ 1/16W J		CN701	QGF1016F8-25W	CONNECTOR	FFC/FPC (1-25)	
R221	NRSA63J-682X	MG RESISTOR	6.8kΩ 1/16W J		CN702	QGF1016F8-15W	CONNECTOR	FFC/FPC (1-15)	
R251	NRS125J-R39X	MG RESISTOR	0.39Ω 1/2W J		CN704	QGA1002F1-03X	CONNECTOR	W-B (1-3)	
R259	NRSA63J-103X	MG RESISTOR	10kΩ 1/16W J		CN801	QGF1016F8-05W	CONNECTOR	FFC/FPC (1-5)	
R303	NRSA63J-220X	MG RESISTOR	22Ω 1/16W J		CN811	QGA2001F6-05X	CONNECTOR	W-B (1-5)	
R304	NRSA63J-0R0X	MG RESISTOR	0Ω 1/16W J		K101	NQR0502-001X	FERRITE BEADS		
R305	NRSA63J-473X	MG RESISTOR	47kΩ 1/16W J		K351	NQR0502-001X	FERRITE BEADS		
R306	NRSA63J-102X	MG RESISTOR	1kΩ 1/16W J		K352	NQR0502-001X	FERRITE BEADS		
R307	NRSA63J-102X	MG RESISTOR	1kΩ 1/16W J		K353	NQR0502-001X	FERRITE BEADS		
R309	NRSA63J-104X	MG RESISTOR	100kΩ 1/16W J		K354	NQR0022-002X	FERRITE BEADS		
R310	NRSA63J-101X	MG RESISTOR	100Ω 1/16W J		K501	NQR0502-001X	FERRITE BEADS		
R313	NRSA63J-0R0X	MG RESISTOR	0Ω 1/16W J		K701	NQR0022-002X	FERRITE BEADS		
R314	NRSA63J-473X	MG RESISTOR	47kΩ 1/16W J		K702	NQR0022-002X	FERRITE BEADS		
R316	NRSA63J-102X	MG RESISTOR	1kΩ 1/16W J		K703	NQR0022-002X	FERRITE BEADS		
R318	NRSA63J-220X	MG RESISTOR	22Ω 1/16W J		K704	NQR0022-002X	FERRITE BEADS		
R319	NRSA63J-103X	MG RESISTOR	10kΩ 1/16W J		K705	NQR0022-002X	FERRITE BEADS		
R326	NRSA63J-103X	MG RESISTOR	10kΩ 1/16W J		K706	NQR0022-005X	FERRITE BEADS		
R327	NRSA63J-103X	MG RESISTOR	10kΩ 1/16W J		K707	NQR0022-002X	FERRITE BEADS		
R333	NRSA63J-331X	MG RESISTOR	330Ω 1/16W J		K708	NQR0022-002X	FERRITE BEADS		
R338	NRSA63J-0R0X	MG RESISTOR	0Ω 1/16W J		K709	NQR0022-002X	FERRITE BEADS		
R339	NRSA63J-0R0X	MG RESISTOR	0Ω 1/16W J		K710	NQR0022-002X	FERRITE BEADS		
R340	NRSA63D-303X	MG RESISTOR	30kΩ 1/16W D		K711	NQR0022-002X	FERRITE BEADS		
R341	NRSA63D-512X	MG RESISTOR	5.1kΩ 1/16W D		K712	NQR0360-003X	MG RESISTOR		
R342	NRSA63D-222X	MG RESISTOR	2.2kΩ 1/16W D		K713	NQR0360-003X	MG RESISTOR		
R345	NRSA63J-221X	MG RESISTOR	220Ω 1/16W J		K714	NQR0502-001X	FERRITE BEADS		
R346	NRSA63J-223X	MG RESISTOR	22kΩ 1/16W J		K722	NRSA63J-0R0X	MG RESISTOR	0Ω 1/16W J	
R347	NRSA63J-203X	MG RESISTOR	20kΩ 1/16W J		K759	NQR0251-004X	FERRITE BEADS		
R350	NRSA63J-911X	MG RESISTOR	910Ω 1/16W J		K761	NQR0251-004X	FERRITE BEADS		
R351	NRSA63J-471X	MG RESISTOR	470Ω 1/16W J		K762	NQR0251-004X	FERRITE BEADS		
R352	NRSA63J-105X	MG RESISTOR	1MΩ 1/16W J		K763	NQR0251-004X	FERRITE BEADS		
R353	NRSA63J-101X	MG RESISTOR	100Ω 1/16W J		K765	NQR0251-004X	FERRITE BEADS		
R357	NRSA63J-221X	MG RESISTOR	220Ω 1/16W J		K810	NQR0502-001X	FERRITE BEADS		
R358	NRSA63J-221X	MG RESISTOR	220Ω 1/16W J		K811	NRSA63J-0R0X	MG RESISTOR	0Ω 1/16W J	
R359	NRSA63J-221X	MG RESISTOR	220Ω 1/16W J		K812	NRSA63J-0R0X	MG RESISTOR	0Ω 1/16W J	
R360	NRSA63J-221X	MG RESISTOR	220Ω 1/16W J		TH301	NAD0025-103X	N THERMISTOR	10kΩ	
R362	NRSA63J-470X	MG RESISTOR	47Ω 1/16W J		X301	NAX0741-001X	CRYSTAL		
R367	NRSA63J-221X	MG RESISTOR	220Ω 1/16W J		X302	NAX0376-002X	CRYSTAL		
R371	NRSA63D-203X	MG RESISTOR	20kΩ 1/16W D						
R372	NRSA63J-103X	MG RESISTOR	10kΩ 1/16W J						
R373	NRSA63J-103X	MG RESISTOR	10kΩ 1/16W J						
R375	NRSA63J-471X	MG RESISTOR	470Ω 1/16W J						
R376	NRSA63J-102X	MG RESISTOR	1kΩ 1/16W J						
R383	NRSA63J-101X	MG RESISTOR	100Ω 1/16W J						
R384	NRSA63J-102X	MG RESISTOR	1kΩ 1/16W J						
R385	NRSA63J-102X	MG RESISTOR	1kΩ 1/16W J						
R392	NRSA63J-103X	MG RESISTOR	10kΩ 1/16W J						
R458	NRSA63J-102X	MG RESISTOR	1kΩ 1/16W J						
R531	NRSA63J-103X	MG RESISTOR	10kΩ 1/16W J						
R535	NRSA63J-473X	MG RESISTOR	47kΩ 1/16W J						
R541	NRSA63J-473X	MG RESISTOR	47kΩ 1/16W J						
R542	NRSA63J-473X	MG RESISTOR	47kΩ 1/16W J						
R712	NRSA63J-151X	MG RESISTOR	150Ω 1/16W J						
R713	NRSA63J-151X	MG RESISTOR	150Ω 1/16W J						
R720	NRSA63J-0R0X	MG RESISTOR	0Ω 1/16W J						
R722	NRSA63J-0R0X	MG RESISTOR	0Ω 1/16W J						
R729	NRSA63J-0R0X	MG RESISTOR	0Ω 1/16W J						
R730	NRSA63J-331X	MG RESISTOR	330Ω 1/16W J						
R731	NRSA63J-102X	MG RESISTOR	1kΩ 1/16W J						
R732	NRSA63J-102X	MG RESISTOR	1kΩ 1/16W J						
R740	NRSA63J-0R0X	MG RESISTOR	0Ω 1/16W J						
R811	NRS125J-330X	MG RESISTOR	33Ω 1/2W J						
R812	NRS125J-330X	MG RESISTOR	33Ω 1/2W J						
R813	NRSA63J-153X	MG RESISTOR	15kΩ 1/16W J						
R814	NRSA63J-153X	MG RESISTOR	15kΩ 1/16W J						
R819	NRSA63J-0R0X	MG RESISTOR	0Ω 1/16W J						
R821	NRSA63J-221X	MG RESISTOR	220Ω 1/16W J						
R822	NRSA63J-221X	MG RESISTOR	220Ω 1/16W J						
R823	NRSA63J-221X	MG RESISTOR	220Ω 1/16W J						
R851	NRSA63J-102X	MG RESISTOR	1kΩ 1/16W J						
R855	NRSA63J-102X	MG RESISTOR	1kΩ 1/16W J						
R856	NRSA63J-102X	MG RESISTOR	1kΩ 1/16W J						

DVD loading switch board

Block No. [0][4]

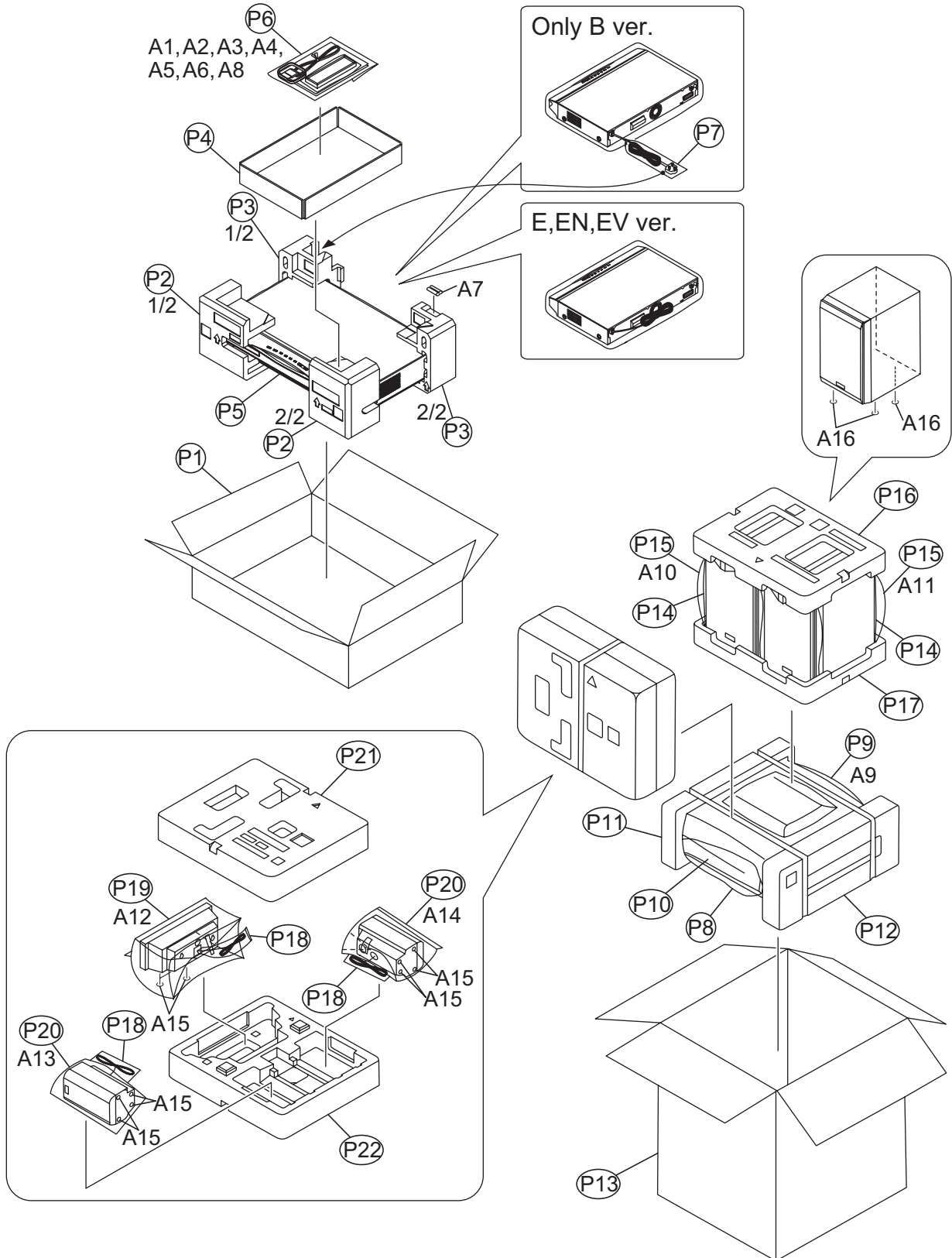
△ Symbol No.	Part No.	Part Name	Description	Local
CN1	QGF1016F9-05	CONNECTOR	FFC/FPC (1-5)	
S1	QSW1074-001	DETECT SWITCH		

Packing materials and accessories parts list

Block No. M 3 M M

(TH-P5)

No additional / supplemental order of WARRANTY CARDS are available.



Packing and Accessories (TH-P5)

Block No. [M][3][M][M]

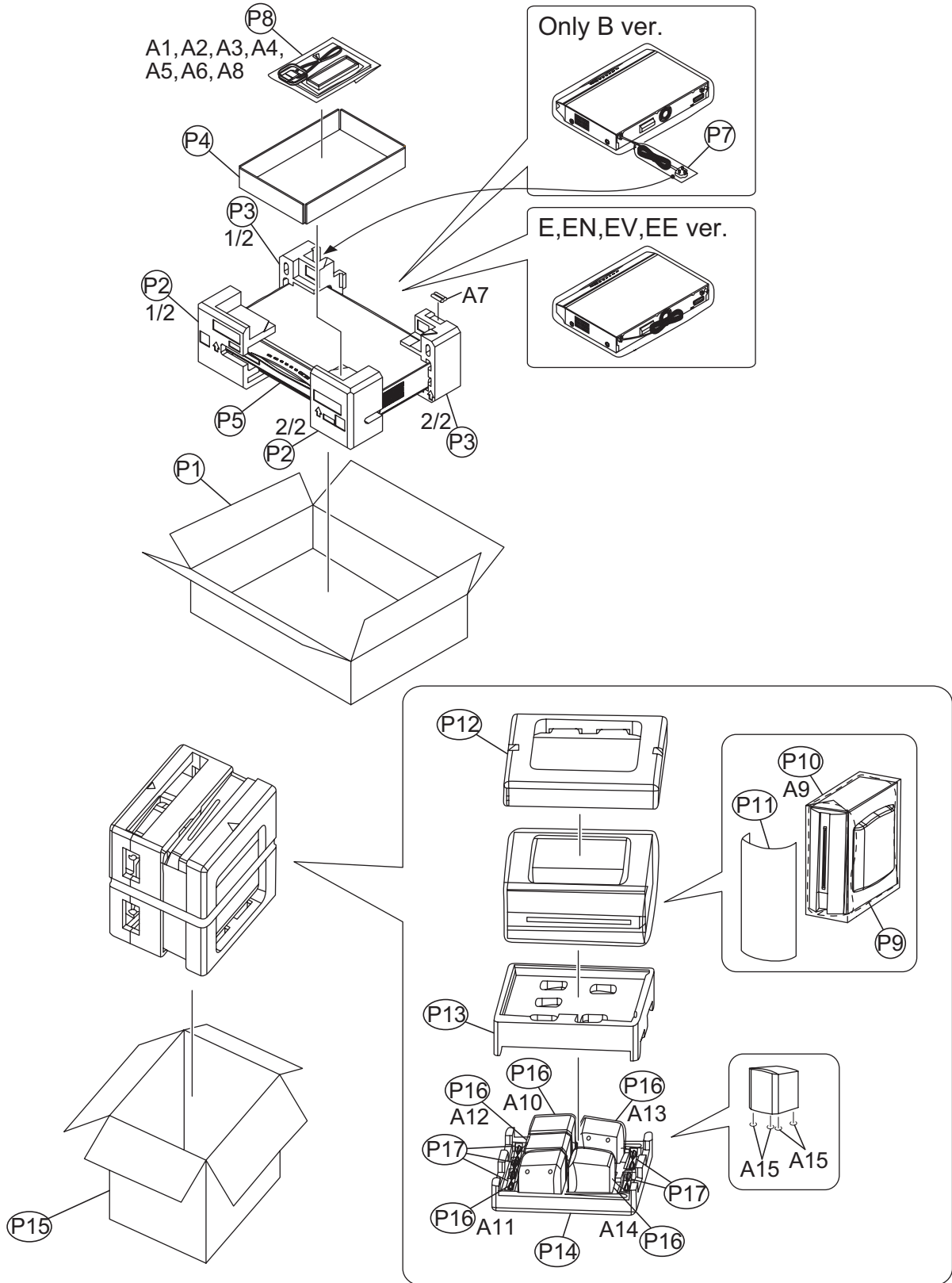
△ Symbol No.	Part No.	Part Name	Description	Local
A 1	LVT1523-001A	INST BOOK	ENG	P5B
A 1	LVT1523-002A	INST BOOK	GER FRE	P5E
A 1	LVT1523-004A	INST BOOK	SPA POR	P5EN
A 1	LVT1523-006A	INST BOOK	CZE POL HUN	P5EV
A 2	LVT1523-003A	INST BOOK	DUT ITA	P5E
A 2	LVT1523-005A	INST BOOK	SWE FIN DAN	P5EN
A 3	-----	WARRANTY CARD	BT-54028-1	
A 4	QAL0457-001	ANT.WIRE		
A 5	QAL0476-002	AM LOOP ANT		
A 6	RM-STHP7R	REMOCON UNIT		
A 7	-----	BATTERY	(x2)	
A 8	VNA3000-204	REGIST CARD		P5B
A 9	QAS0411-001	SPEAKER BOX	SPK WITH BOX-WO	
A 10	AB120038-01	SPEAKER BOX	SPK WITH BOX-FL	
A 11	AB120038-02	SPEAKER BOX	SPK WITH BOX-FR	
A 12	AB066005-01	SPEAKER BOX	SPK WITH BOX-C	
A 13	AB066007-01	SPEAKER BOX	SPK WITH BOX-SL	
A 14	AB066007-02	SPEAKER BOX	SPK WITH BOX-SR	
A 15	9000008411	FOOT	(x11)	
A 16	9000007941	FOOT	(x6)	
P 1	LV36686-002A	CARTON BOX		
P 2	LV22270-001A	CUSHION(F)		
P 3	LV22271-001A	CUSHION(R)		
P 4	LV36967-001A	CARTON SPACER		
P 5	QPC06506515P	POLY BAG	65cm x 65cm	
P 6	QPA02503503P	POLY BAG	25cm x 35cm	
P 7	QPA01503503	POLY BAG	15cm x 35cm	P5B
P 8	8500062261	MIRROR MAT SHEET		
P 9	8500055721	POLY BAG		
P 10	8500062271	MIRROR MAT SHEET		
P 11	LV22304-001A	TOP CUSHION		
P 12	LV22304-002A	BOTTOM CUSHION		
P 13	LV35231-043A	PACKING CASE		
P 14	8500062241	MIRROR MAT SHEET	(x2)	
P 15	8500061651	POLY BAG	(x2)	
P 16	LV22306-001A	TOP CUSHION		
P 17	LV22306-002A	BOTTOM CUSHION		
P 18	8500052241	POLY BAG	(x3)	
P 19	8500061671	POLY BAG		
P 20	8500051961	POLY BAG	(x2)	
P 21	LV22305-001A	TOP CUSHION		
P 22	LV22305-002A	BOTTOM CUSHION		

Packing materials and accessories parts list

Block No. M 4 M M

(TH-P3)

No additional / supplemental order of WARRANTY CARDS are available.



Packing and Accessories (TH-P3)

Block No. [M][4][M][M]

△ Symbol No.	Part No.	Part Name	Description	Local
A 1	LVT1523-001A	INST BOOK	ENG	P3B
A 1	LVT1523-002A	INST BOOK	GER FRE	P3E
A 1	LVT1523-004A	INST BOOK	SPA POR	P3EN
A 1	LVT1523-006A	INST BOOK	CZE POL HUN	P3EV
A 2	LVT1523-003A	INST BOOK	DUT ITA	P3E
A 2	LVT1523-005A	INST BOOK	SWE FIN DAN	P3EN
A 3	-----	WARRANTY CARD	BT-54028-1	
A 4	QAL0457-001	ANT.WIRE		
A 5	QAL0476-002	AM LOOP ANT		
A 6	RM-STHP7R	REMOCON UNIT		
A 7	-----	BATTERY	(x2)	
A 8	VNA3000-204	REGIST CARD		P3B
A 9	QAS0411-001	SPEAKER BOX	SPK WITH BOX-WO	
A 10	AB066006-02	SPEAKER BOX	SPK WITH BOX-FL	
A 11	AB066006-03	SPEAKER BOX	SPK WITH BOX-FR	
A 12	AB066006-01	SPEAKER BOX	SPK WITH BOX-C	
A 13	AB066006-04	SPEAKER BOX	SPK WITH BOX-SL	
A 14	AB066006-05	SPEAKER BOX	SPK WITH BOX-SR	
A 15	9000008401	FOOT	(x20)	
P 1	LV36684-002A	CARTON BOX		
P 2	LV22270-001A	CUSHION(F)		
P 3	LV22271-001A	CUSHION(R)		
P 4	LV36967-001A	CARTON SPACER		
P 5	QPC06506515P	POLY BAG	65cm x 65cm	
P 7	QPA01503503	POLY BAG	15cm x 35cm	P3B
P 8	QPA02503503P	POLY BAG	25cm x 35cm	
P 9	8500062261	MIRROR MAT SHEET		
P 10	8500055721	POLY BAG		
P 11	8500062271	MIRROR MAT SHEET		
P 12	LV22291-001A	CUSHION A		
P 13	LV22291-002A	CUSHION B		
P 14	LV22291-003A	CUSHION C		
P 15	LV35831-098A	PACKING CASE		
P 16	8500062701	POLY BAG	(x5)	
P 17	8500062801	POLY BAG	(x5)	

JVC

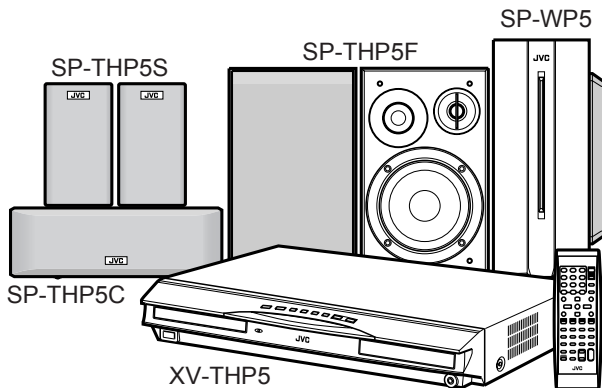
SCHEMATIC DIAGRAMS

DVD DIGITAL CINEMA SYSTEM

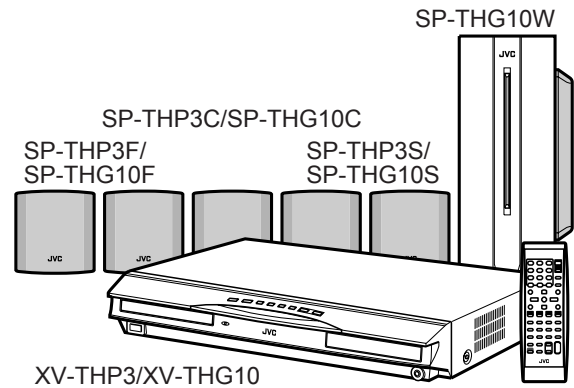
TH-P5B, TH-P5E, TH-P5EN, TH-P5EV TH-P3B, TH-P3E, TH-P3EN, TH-P3EV TH-G10B, TH-G10E, TH-G10EN, TH-G10EV

DVD-ROM No.SML2008Q2

TH-P5



TH-P3/TH-G10



MPEG-4
ASF PLAYBACK

DVD
VIDEO

COMPACT
disc
SUPER VIDEO

DOLBY
DIGITAL
PRO LOGIC II

dts
Digital Surround

DIVX

DIVX
ULTRA

Radio Data System

Digital Direct Progressive Scan
(Only for TH-P5/TH-G10)

Lead free solder used in the board (material : Sn-Ag-Cu, melting point : 219 Centigrade)

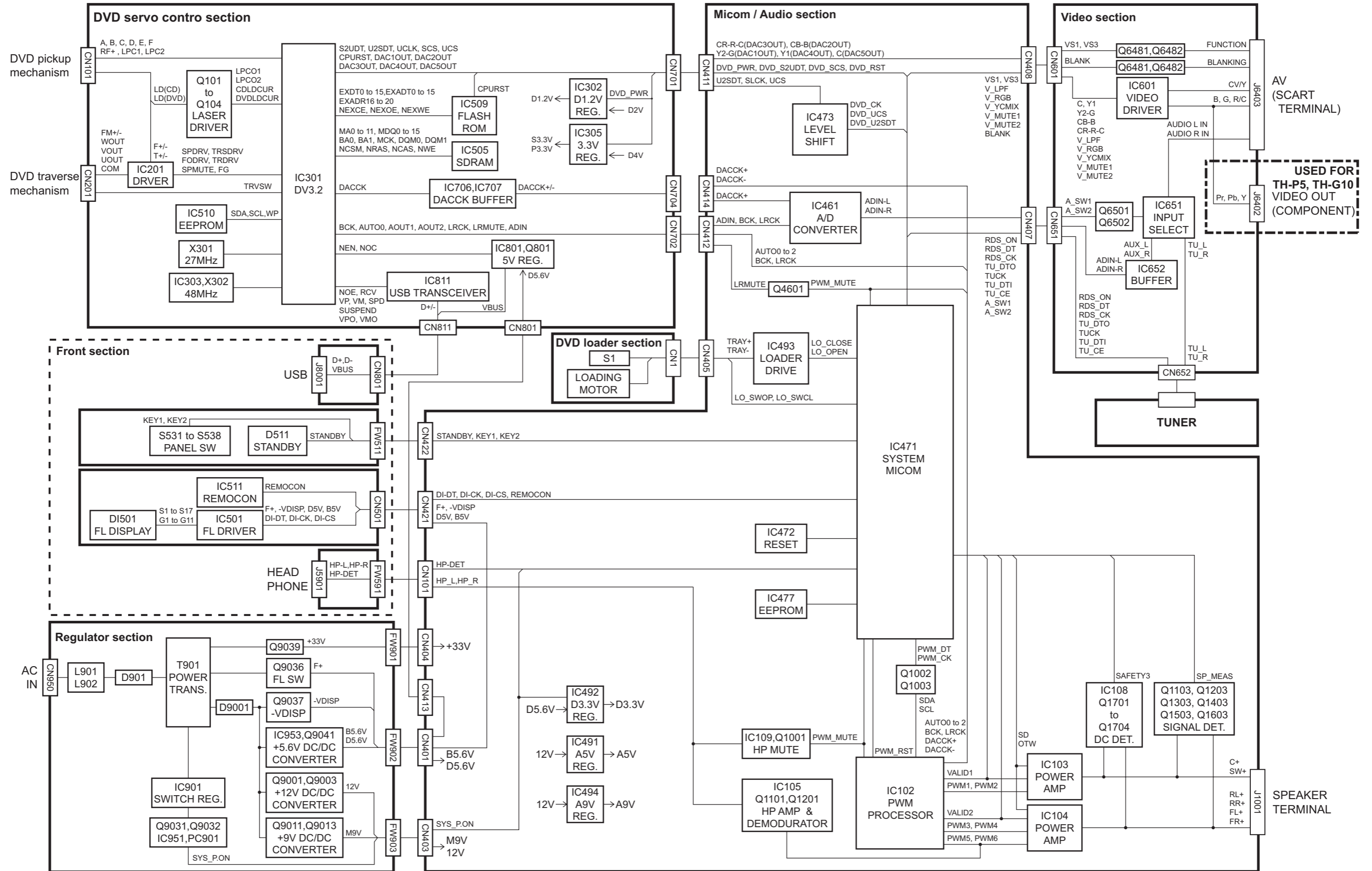
Lead free solder used in the board (material : Sn-Cu, melting point : 230 Centigrade)

Contents

Block diagrams	2-1
Standard schematic diagrams	2-2
Printed circuit boards	2-10 to 13

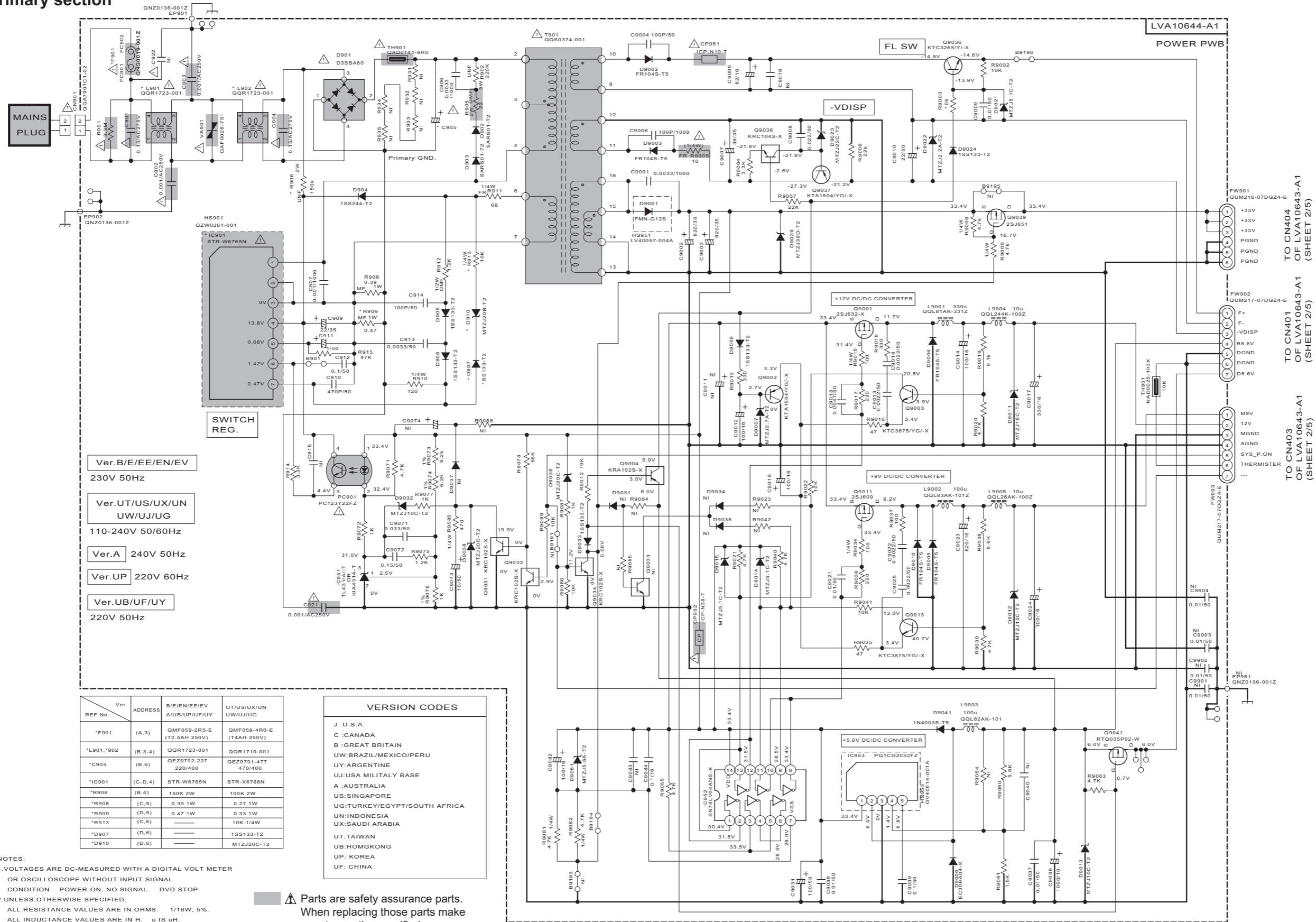
In regard with component parts appearing on the silk-screen printed side (parts side) of the PWB diagrams, the parts that are printed over with black such as the resistor (■), diode (▣) and ICP (●) or identified by the "▲" mark nearby are critical for safety.

Block diagram



Standard schematic diagrams

Primary section



- Ver.B/E/EE/EN/EV
230V 50Hz
- Ver.UT/US/UX/UN
UW/UJ/UG
110-240V 50/60Hz
- Ver.A 240V 50Hz
- Ver.UP 220V 60Hz
- Ver.UB/UF/UY
220V 50Hz

Ver.	ADDRESS	B/E/EN/EE/EV A/UB/UP/UF/UY	UT/US/UX/UN UW/UJ/UG
*F901	(A,3)	QMF059-2R5-E (T2.5AH 250V)	QMF059-4R0-E (T4AH 250V)
*L901,*902	(B,3-4)	QQR1723-001	QQR1710-001
*C905	(B,6)	QE20792-227 220/400	QE20791-477 470/400
*IC901	(C-D,4)	STR-W6765N	STR-X6768N
*R906	(B,4)	150K 2W	100K 2W
*R908	(C,5)	0.39 1W	0.27 1W
*R909	(D,5)	0.47 1W	0.33 1W
*R913	(C,6)	—	10K 1/4W
*D907	(D,6)	—	1SS133-T2
*D910	(D,6)	—	MTZJ20C-T2

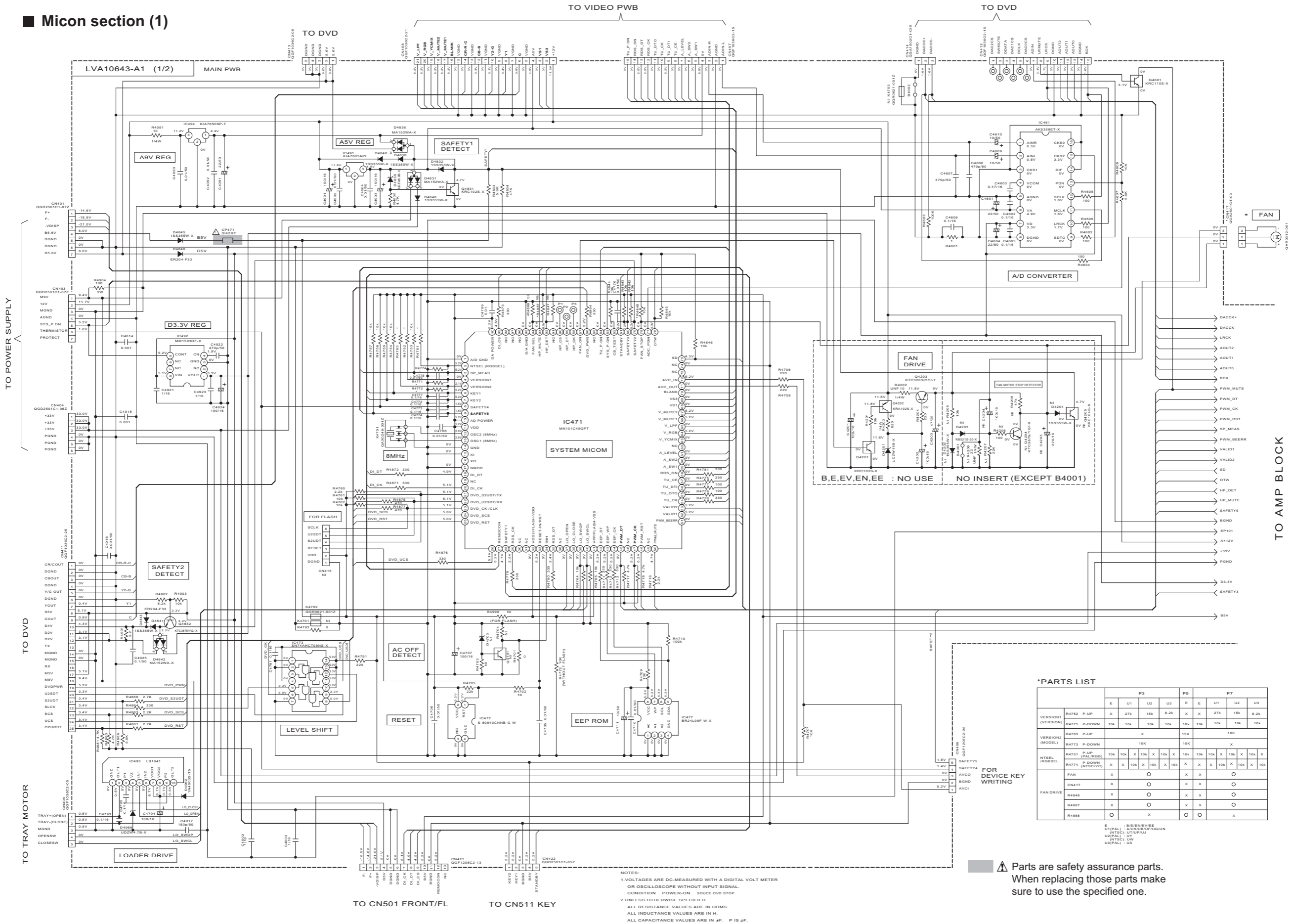
VERSION CODES	
J	: U.S.A.
C	: CANADA
B	: GREAT BRITAIN
UW	: BRAZIL/MEXICO/PERU
UY	: ARGENTINE
UJ	: USA MILITARY BASE
A	: AUSTRALIA
US	: SINGAPORE
UG	: TURKEY/EGYPT/SOUTH AFRICA
UN	: INDONESIA
UX	: SAUDI ARABIA
UT	: TAIWAN
UB	: HONGKONG
UP	: KOREA
UF	: CHINA

NOTES:
 1. VOLTAGES ARE DC-MEASURED WITH A DIGITAL VOLT METER OR OSCILLOSCOPE WITHOUT INPUT SIGNAL. CONDITION POWER-ON. NO SIGNAL. DVD STOP.
 2. UNLESS OTHERWISE SPECIFIED.
 ALL RESISTANCE VALUES ARE IN OHMS. 1/16W, 5%.
 ALL INDUCTANCE VALUES ARE IN H. u IS uH.
 ALL CAPACITANCE VALUES ARE IN #F. P IS pF.
 3. "NI" MARKING PART IS NOT USED.

Parts are safety assurance parts. When replacing those parts be sure to use the specified one.

TO CN404 OF LVA10643-A1 (SHEET 2/5)
 TO CN401 OF LVA10643-A1 (SHEET 2/5)
 TO CN403 OF LVA10643-A1 (SHEET 2/5)

Micon section (1)



***PARTS LIST**

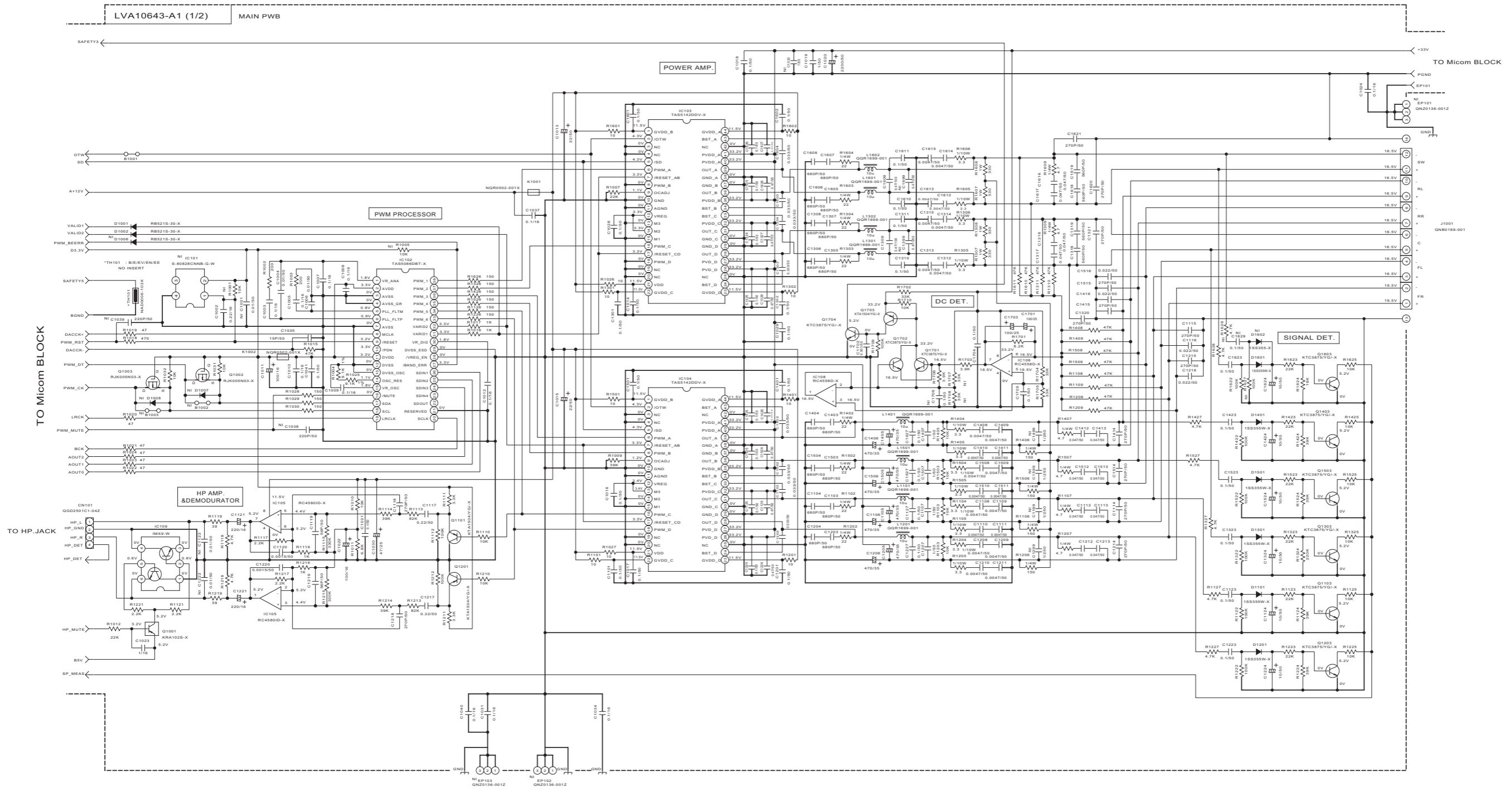
VERSION1 (VERSION)	P3	P5			P7				
		E	U1	U2	U3	E	U1	U2	U3
R4752 P-UP	X	27k	15k	8.2k	X	X	27k	15k	8.2k
R4771 P-DOWN	10k	10k	10k	10k	10k	10k	10k	10k	10k
R4763 P-UP		X			10k				10k
R4773 P-DOWN			10k				X		
R4751 P-UP (PAUL/RGB)	10k	10k	X	10k	X	10k	10k	X	10k
R4774 P-DOWN (NTSC/YC)	X	X	10k	X	10k	X	X	10k	X
FAN	X	O	O	O	X	X	O	O	O
CN417	X	O	O	O	X	X	O	O	O
R4848	X	O	O	O	X	X	O	O	O
R4887	X	O	O	O	X	X	O	O	O
R4888	O	X	O	O	O	O	X	O	X

UT(PAL) : IBI/EN/VE/ES
 (NTSC) : UT(P)/UJ
 (PAL) : UJ
 (PAL) : UX

⚠ Parts are safety assurance parts.
 When replacing those parts make sure to use the specified one.

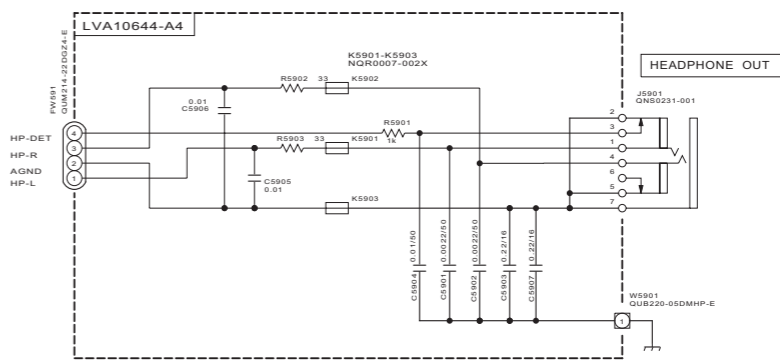
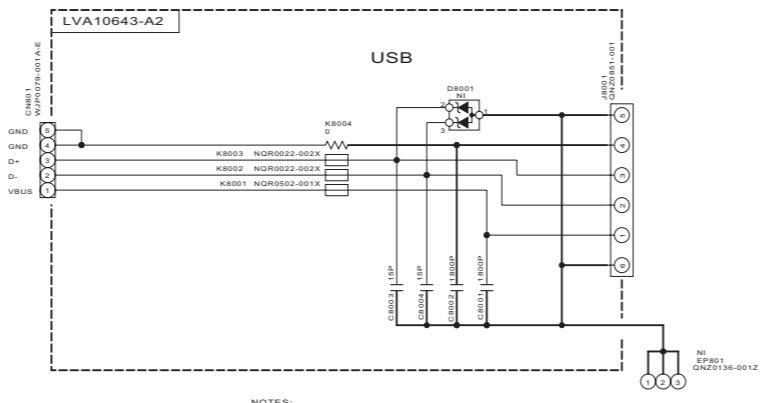
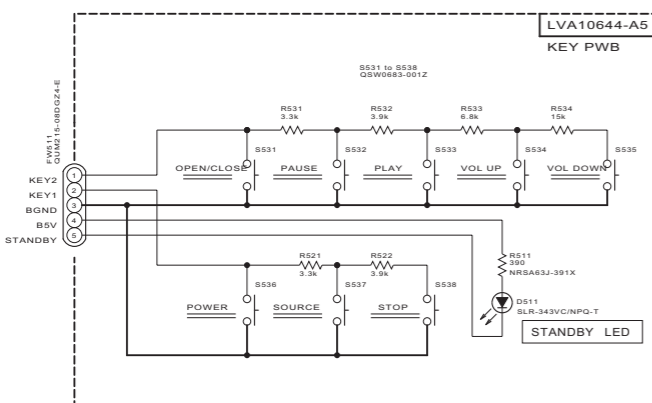
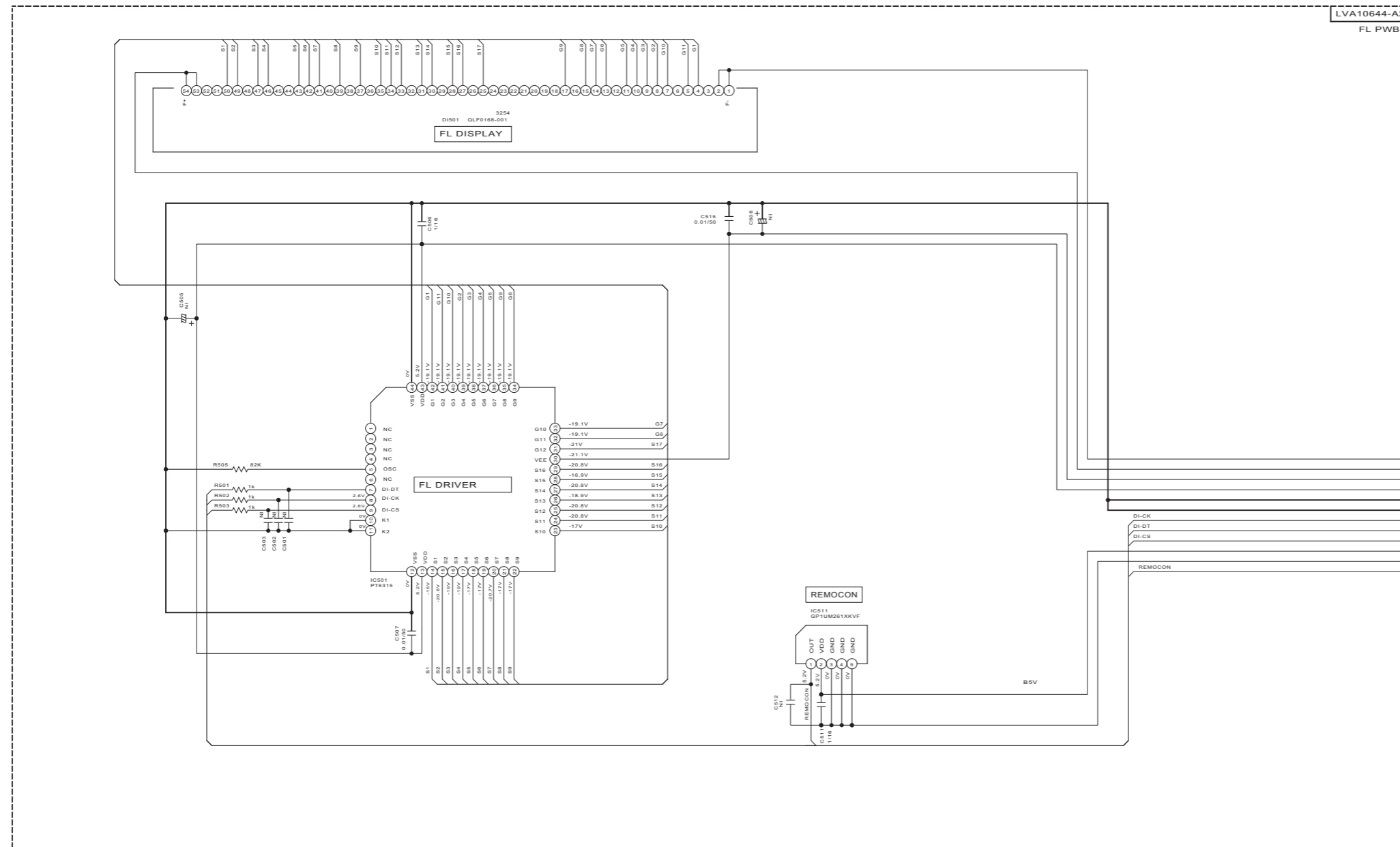
NOTES:
 1. VOLTAGES ARE DC-MEASURED WITH A DIGITAL VOLT METER OR OSCILLOSCOPE WITHOUT INPUT SIGNAL. CONDITION POWER-ON. SOURCE DVD STOP.
 2. UNLESS OTHERWISE SPECIFIED.
 ALL RESISTANCE VALUES ARE IN OHMS.
 ALL INDUCTANCE VALUES ARE IN H.
 ALL CAPACITANCE VALUES ARE IN P.F. P. 15 P.

■ Micon section (2)



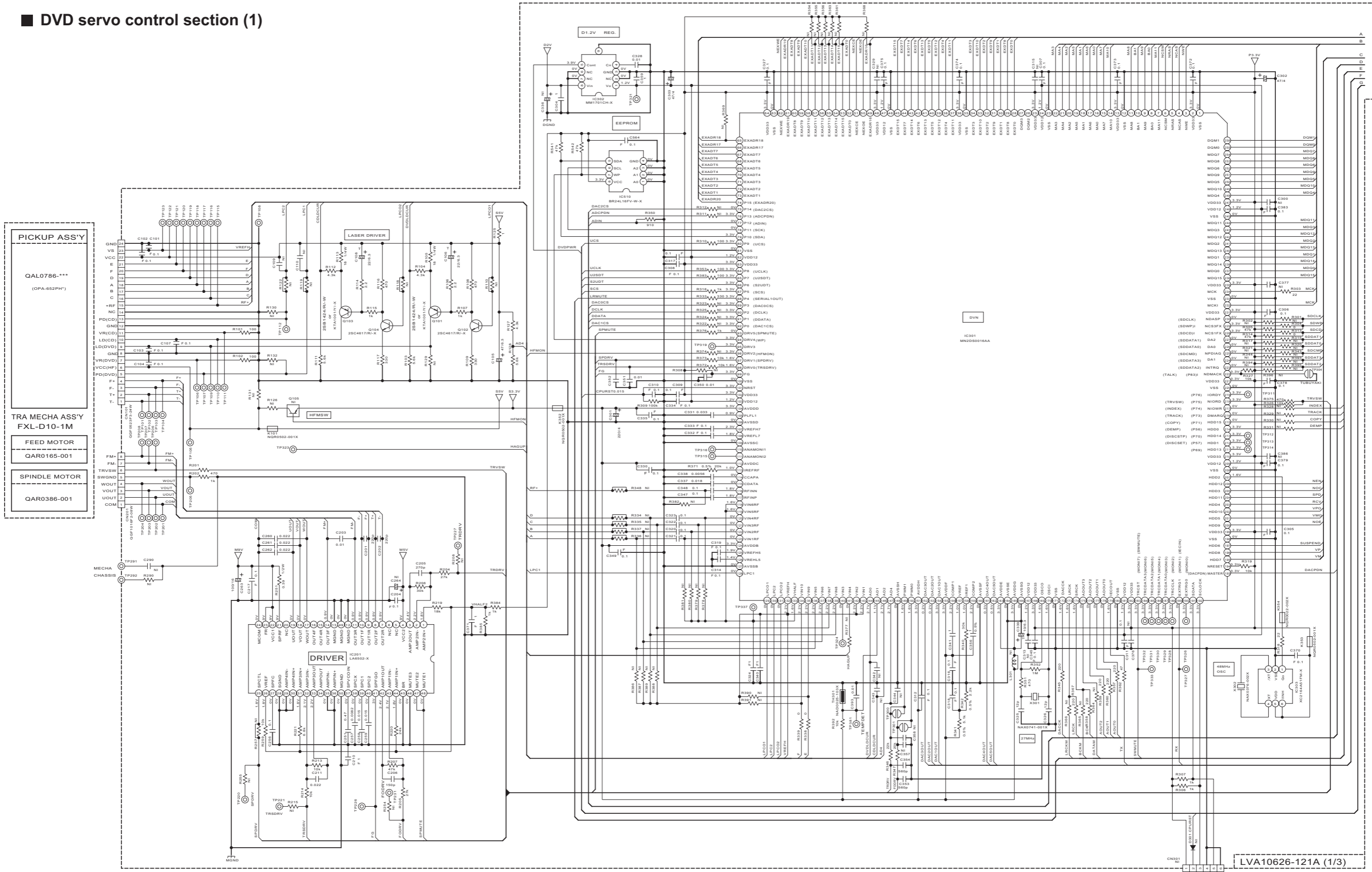
NOTES:
 1. VOLTAGES ARE DC-MEASURED WITH A DIGITAL VOLT METER OR OSCILLOSCOPE WITHOUT INPUT SIGNAL. CONDITION: POWER-ON, SOURCE DVD STOP.
 2. UNLESS OTHERWISE SPECIFIED, ALL RESISTANCE VALUES ARE IN OHMS. 1/16W. ALL INDUCTANCE VALUES ARE IN H. ALL CAPACITANCE VALUES ARE IN P. P IS P.F.

FL & Key switch control section



NOTES:
 1. VOLTAGES ARE DC-MEASURED WITH A DIGITAL VOLT METER OR OSCILLOSCOPE WITHOUT INPUT SIGNAL. CONDITION —POWER-ON. SOURCE: DVD STOP.
 2. UNLESS OTHERWISE SPECIFIED. ALL RESISTANCE VALUES ARE IN OHMS. ALL INDUCTANCE VALUES ARE IN H. ALL CAPACITANCE VALUES ARE IN P. P IS pF.

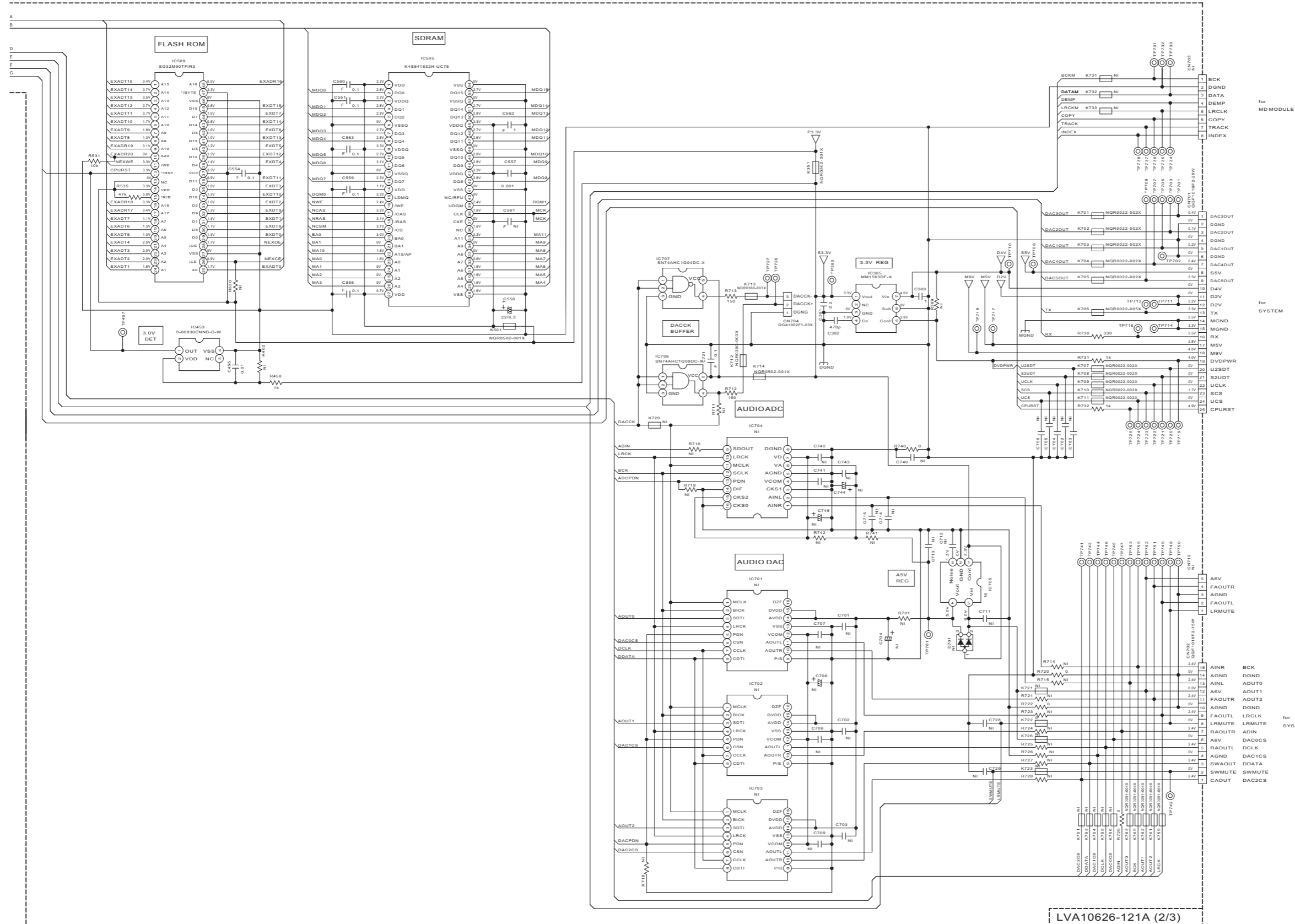
DVD servo control section (1)



NOTES

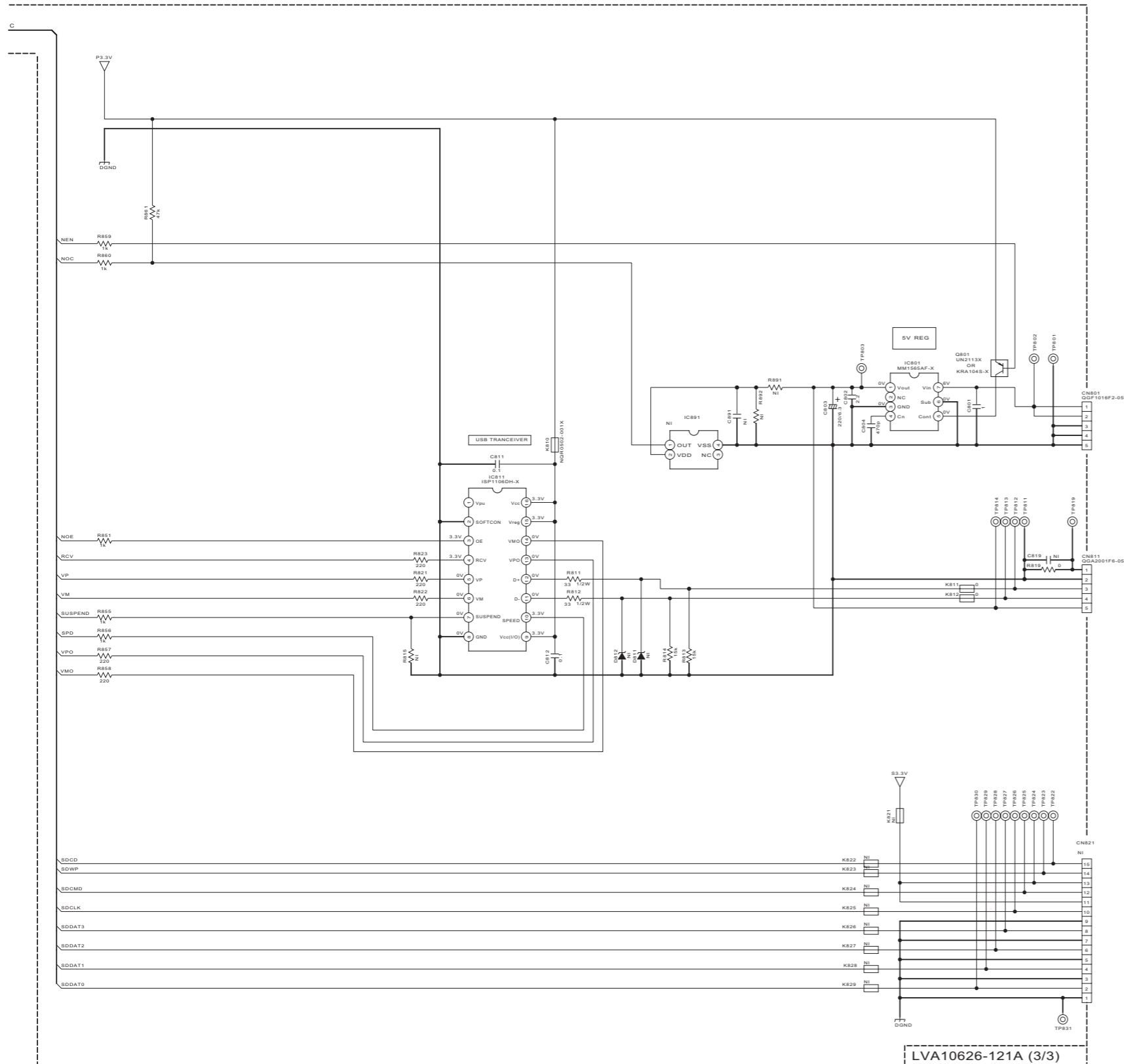
1. VOLTAGES ARE DC-MEASURED WITH A DIGITAL VOLT METER WITHOUT INPUT SIGNAL.
CONDITION --- A DVD disc in the Tray 1, and STOP mode.
2. UNLESS OTHERWISE SPECIFIED.
ALL RESISTORS ARE 1/16W ± 5% METAL GLAZE RESISTOR, OR 0.5% METAL GLAZE RESISTOR.
ALL CAPACITORS ARE 50V, 25V, 16V, 10V OR 6.3V CERAMIC CAPACITOR
ALL RESISTANCE VALUES ARE IN OHM(Ω).
ALL CAPACITANCE VALUES ARE IN μF(μPF).
ALL E.CAPACITORS ARE SHOWN IN THE FORM OF CAPACITANCE(μF)/RATED VOLTAGE (V).
ALL INDUCTANCE VALUES ARE IN μH(mH).
3. NI STANDS FOR NOT INSERTED PARTS.

■ DVD servo control section (2)



- NOTES**
1. VOLTAGES ARE DC-MEASURED WITH A DIGITAL VOLT METER WITHOUT INPUT SIGNAL.
CONDITION --- A DVD disc in the Tray 1, and STOP mode.
 2. UNLESS OTHERWISE SPECIFIED.
ALL RESISTORS ARE 1/16W ±5% METAL GLAZE RESISTOR, OR 0.5% METAL GLAZE RESISTOR.
ALL CAPACITORS ARE 50V, 25V, 16V, 10V or 6.3V CERAMIC CAPACITOR
ALL RESISTANCE VALUES ARE IN OHM(Ω).
ALL CAPACITANCE VALUES ARE IN pF(p=pF).
ALL CAPACITORS ARE SHOWN IN THE FORM OF CAPACITANCE(=F)/RATED VOLTAGE (V).
ALL INDUCTANCE VALUES ARE IN nH(m=mmH).
 3. NI STANDS FOR NOT INSERTED PARTS.

DVD servo control section (3)



NOTES

1. VOLTAGES ARE DC-MEASURED WITH A DIGITAL VOLT METER WITHOUT INPUT SIGNAL.
CONDITION --- A DVD disc in the Tray 1, and STOP mode.

2. UNLESS OTHERWISE SPECIFIED.

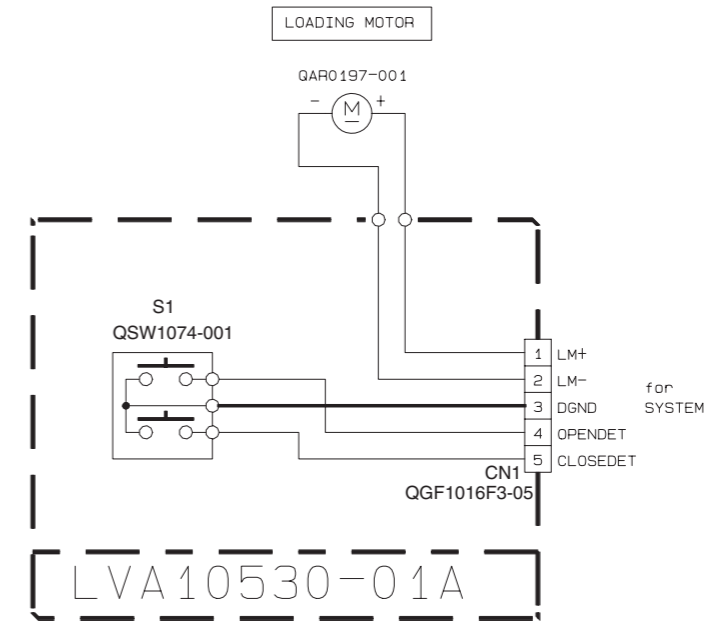
ALL RESISTORS ARE 1/16W ±5% METAL GLAZE RESISTOR, OR 0.6% METAL GLAZE RESISTOR.
ALL CAPACITORS ARE 50V, 25V, 16V, 10V or 6.3V CERAMIC CAPACITOR
ALL RESISTANCE VALUES ARE IN OHM(Ω).
ALL CAPACITANCE VALUES ARE IN μF(μF).
ALL E-CAPACITORS ARE SHOWN IN THE FORM OF CAPACITANCE(μF)/RATED VOLTAGE (V).
ALL INDUCTANCE VALUES ARE IN μH(mmh).

3. NI STANDS FOR NOT INSERTED PARTS.

4. DIGITAL TRANSISTOR



DVD loader section




Printed circuit boards

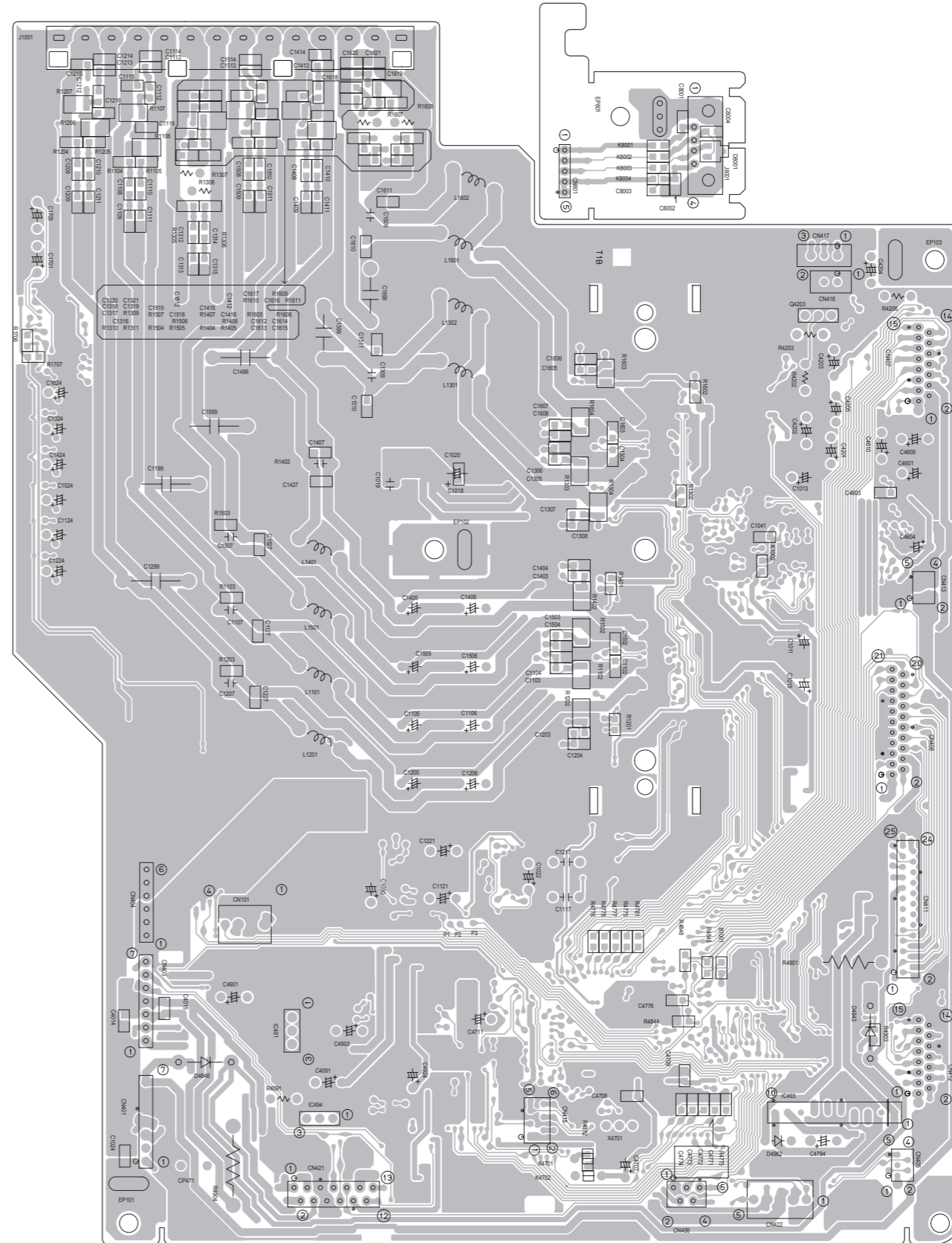
■ Main board Lead free solder used in the board (material : Sn-Ag-Cu, melting point : 219 Centigrade)

Lead free solder used in the board (material : Sn-Cu, melting point : 230 Centigrade)

forward side

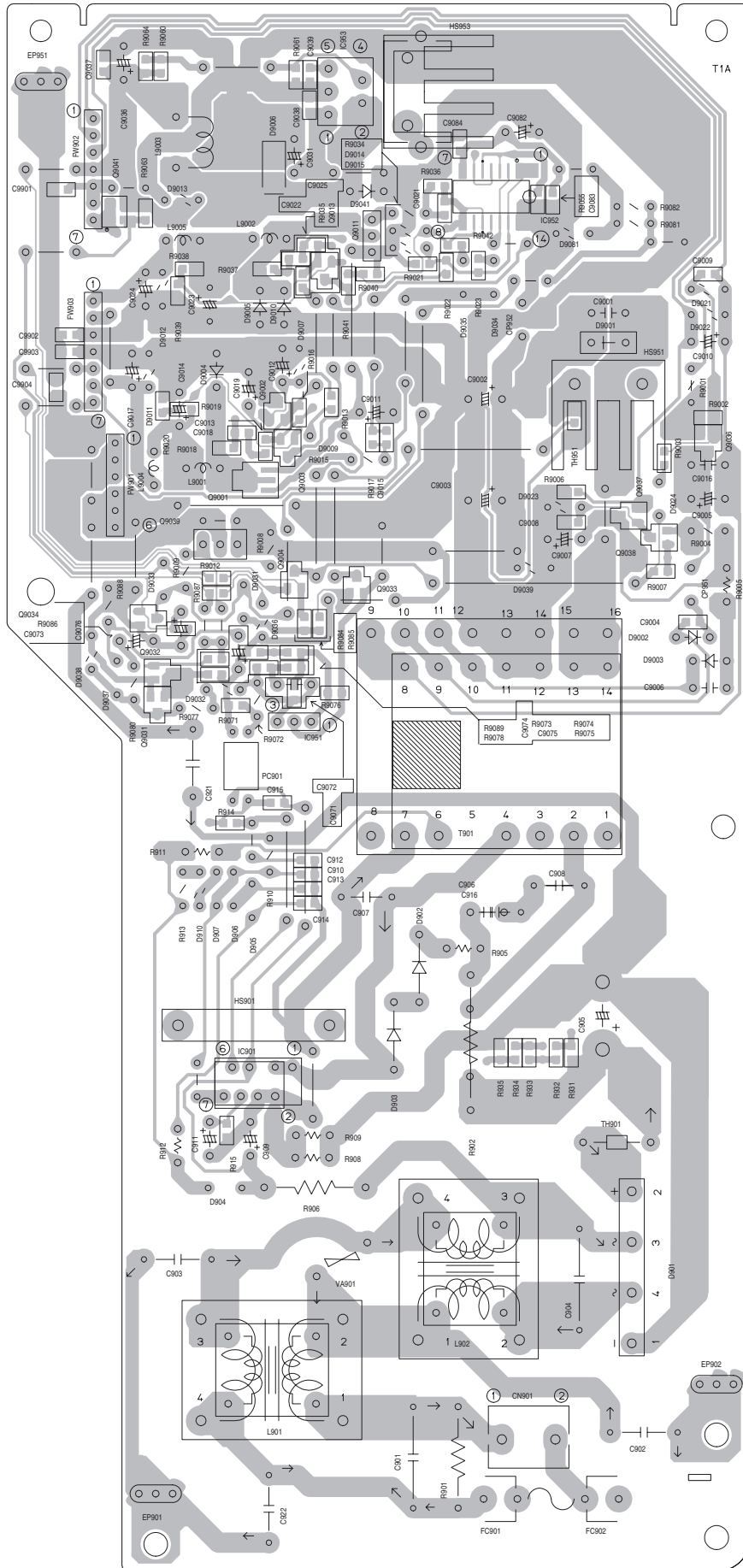


reverse side



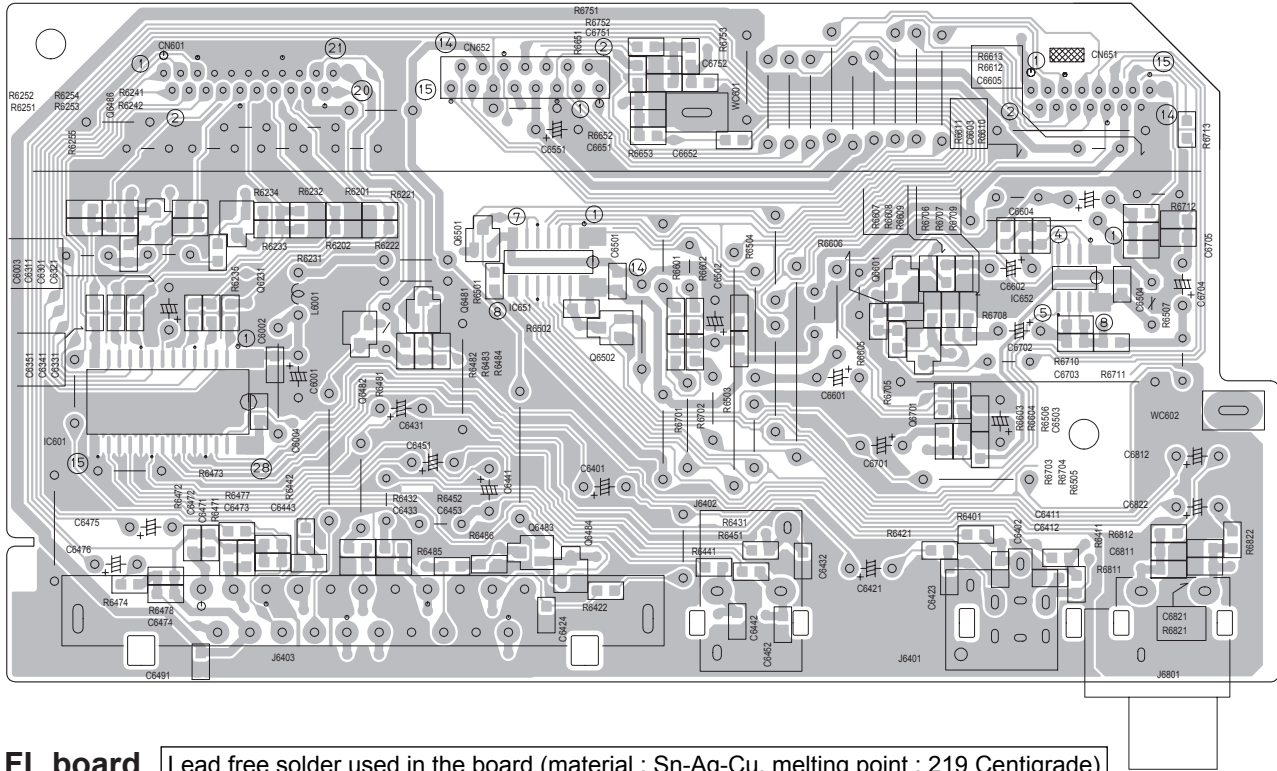
Power supply board

Lead free solder used in the board (material : Sn-Ag-Cu, melting point : 219 Centigrade)



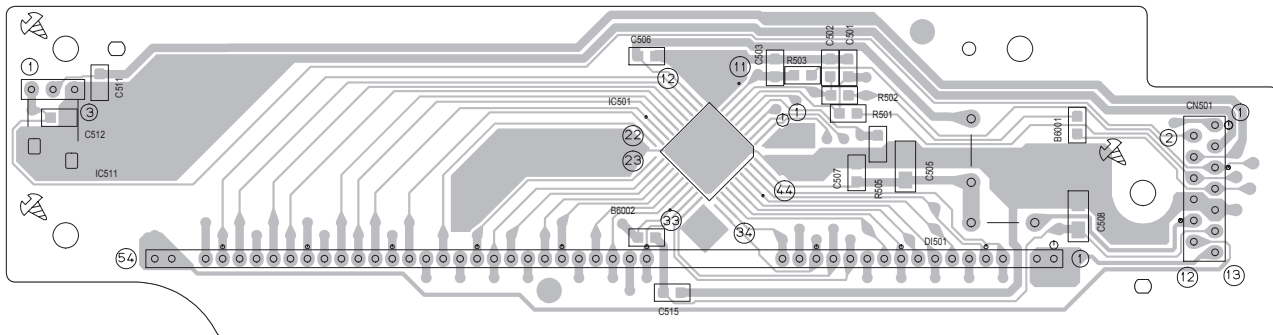
■ **Video board** Lead free solder used in the board (material : Sn-Ag-Cu, melting point : 219 Centigrade)

Lead free solder used in the board (material : Sn-Cu, melting point : 230 Centigrade)



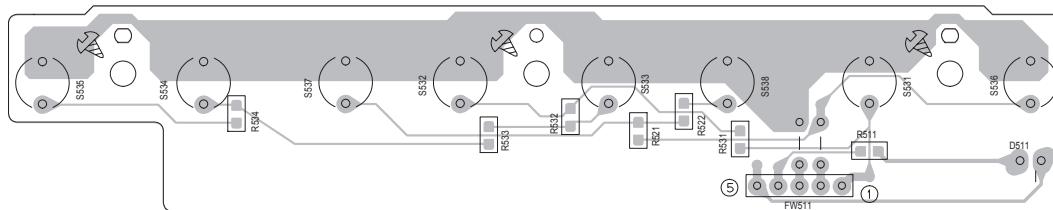
■ **FL board** Lead free solder used in the board (material : Sn-Ag-Cu, melting point : 219 Centigrade)

Lead free solder used in the board (material : Sn-Cu, melting point : 230 Centigrade)



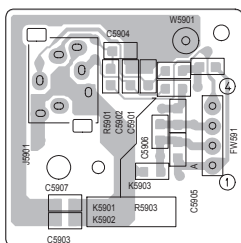
■ **Key board** Lead free solder used in the board (material : Sn-Ag-Cu, melting point : 219 Centigrade)

Lead free solder used in the board (material : Sn-Cu, melting point : 230 Centigrade)



■ **Headphone board** Lead free solder used in the board (material : Sn-Ag-Cu, melting point : 219 Centigrade)

Lead free solder used in the board (material : Sn-Cu, melting point : 230 Centigrade)

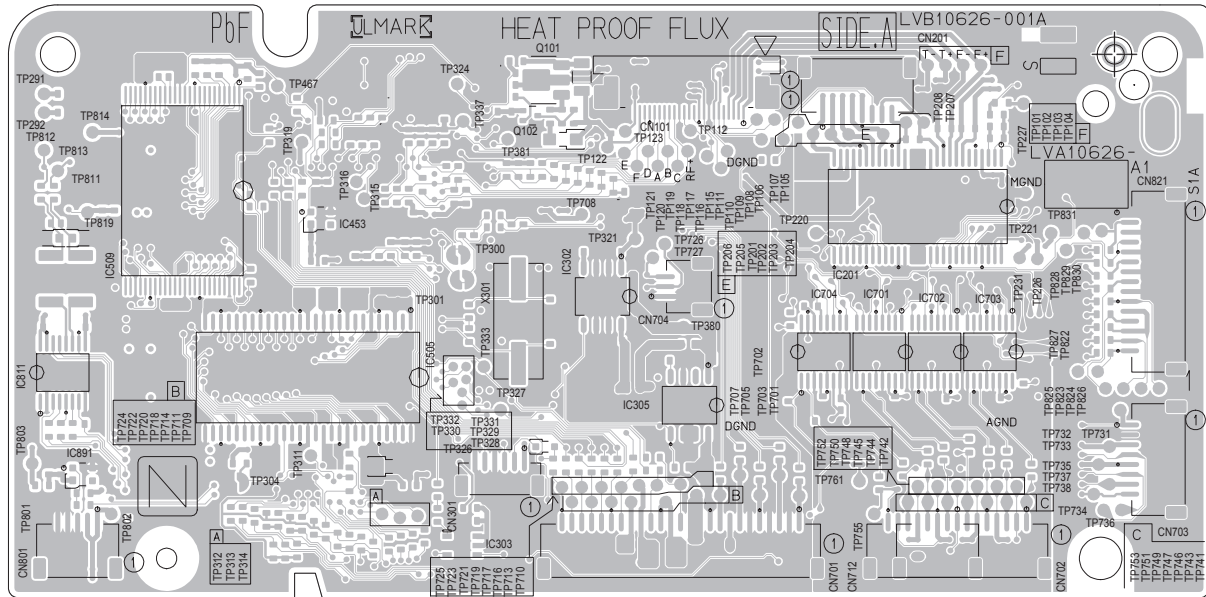


■ DVD servo control board

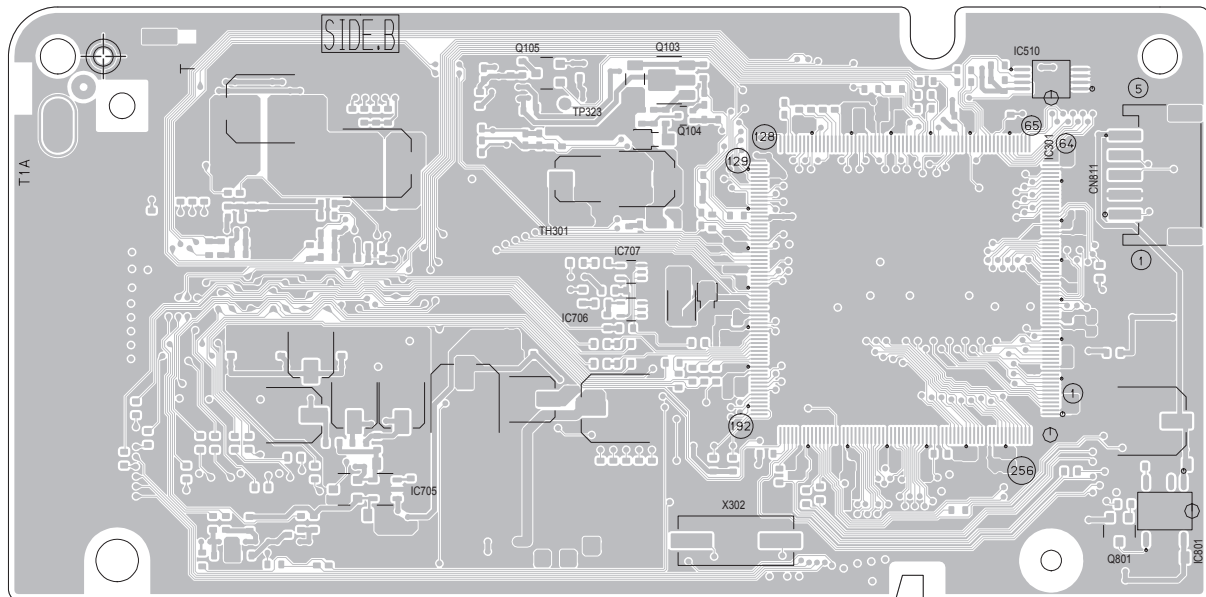
Lead free solder used in the board (material : Sn-Ag-Cu, melting point : 219 Centigrade)

Lead free solder used in the board (material : Sn-Cu, melting point : 230 Centigrade)

forward side



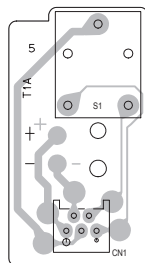
reverse side



■ Loader switch board

Lead free solder used in the board (material : Sn-Ag-Cu, melting point : 219 Centigrade)

Lead free solder used in the board (material : Sn-Cu, melting point : 230 Centigrade)



JVC

Victor Company of Japan, Limited

Audio/Video Systems Category 10-1,1chome,Ohwatari-machi,Maebashi-city,371-8543,Japan

(No.MB512SCH<Rev.002>)



Printed in Japan
VPT