

STEREO INTEGRATED AMPLIFIER

A-56/76

SERVICE MANUAL

AK25

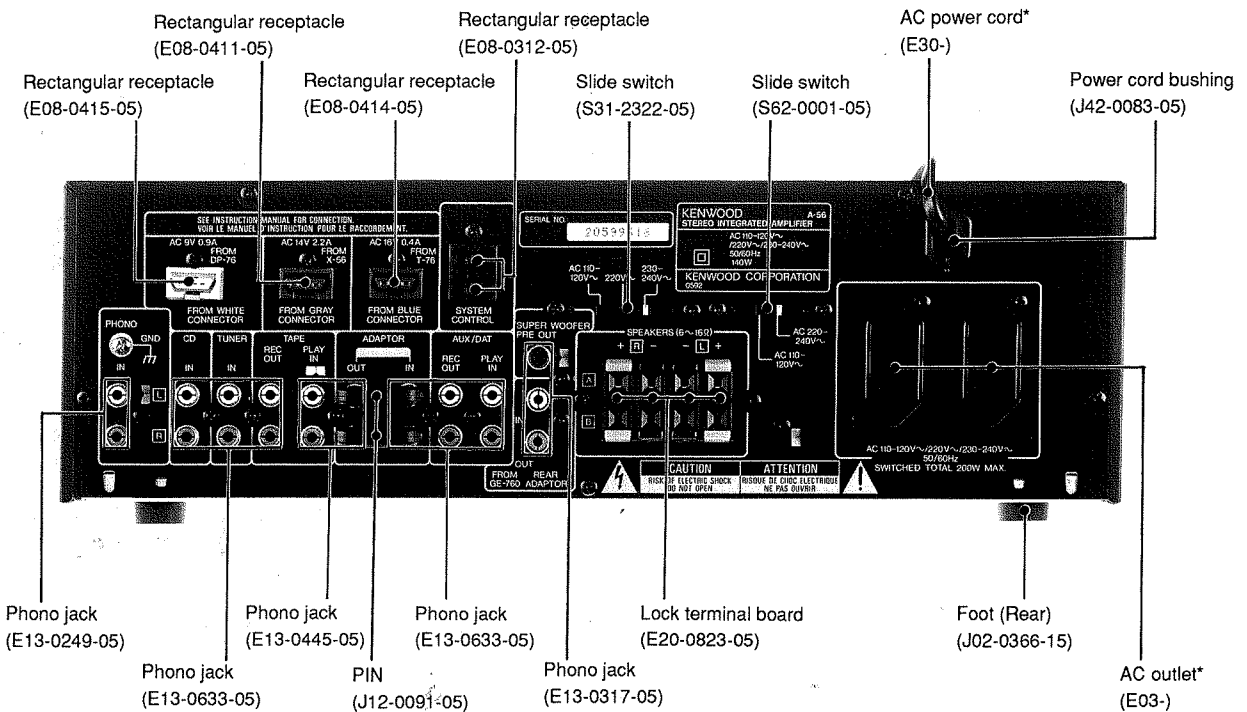
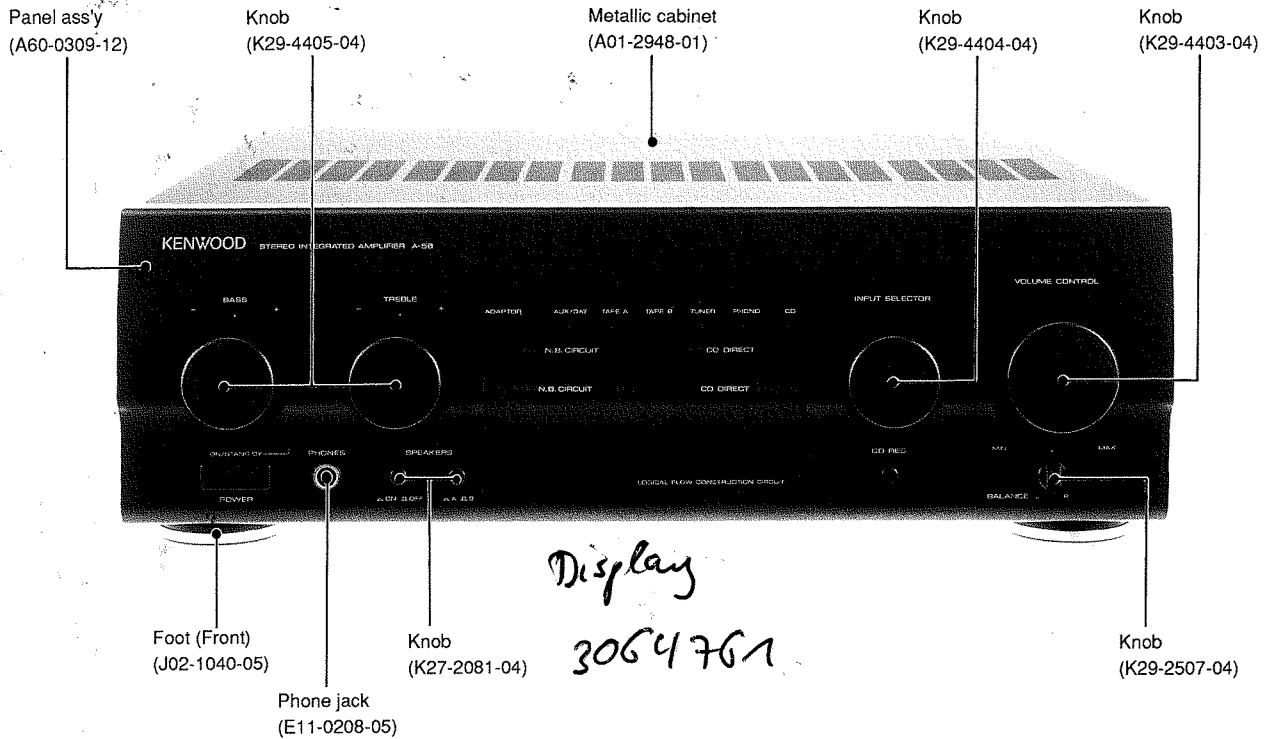
KENWOOD

64529

64530

©1992-7 PRINTED IN JAPAN
B51-4549-00 (B) 2365

[A-56]



* Refer to Parts list on page 28.

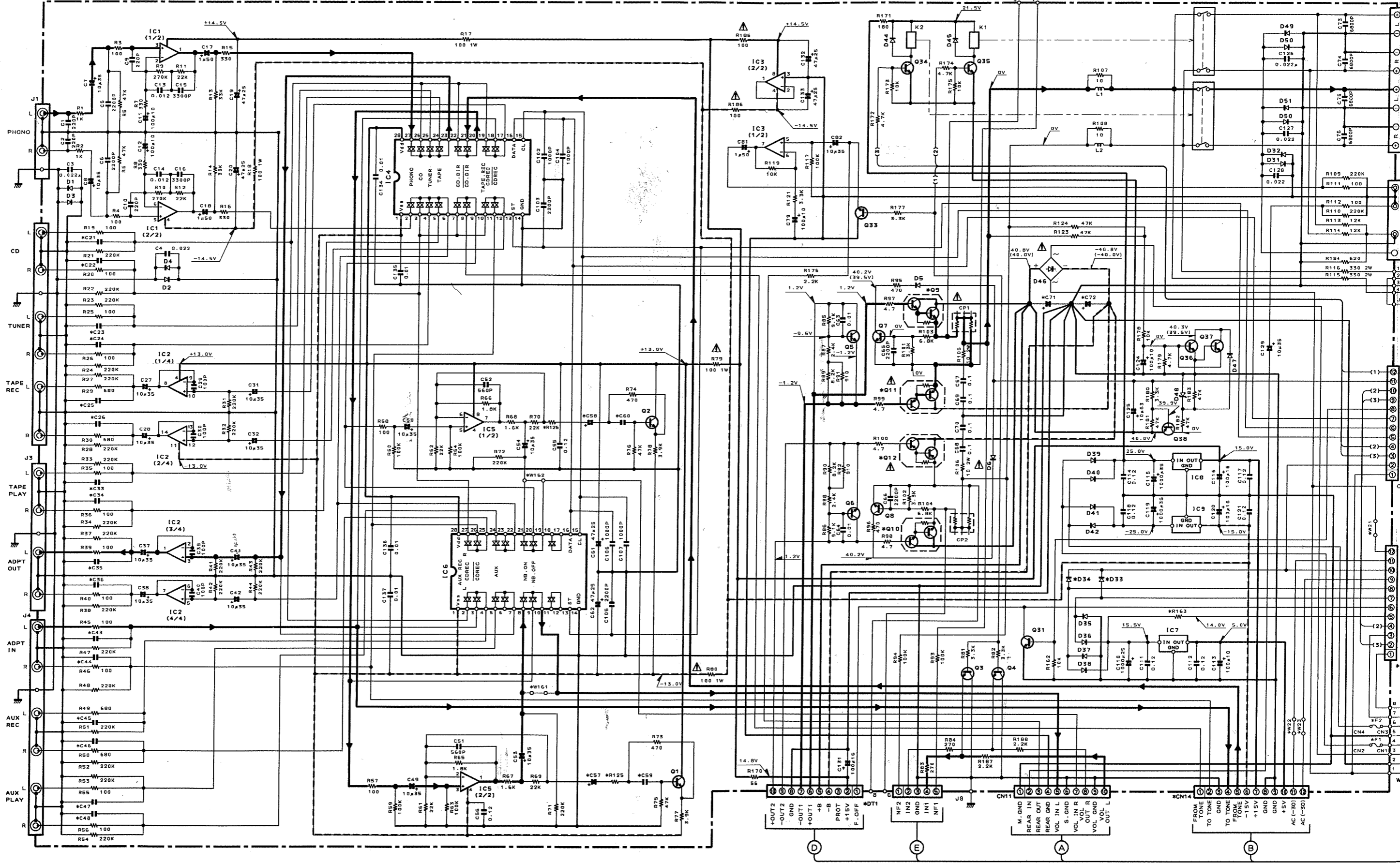
2

3

4

5

6



(1)

(2)

(3)

(4)

(5)

(6)

(7)

(8)

(9)

(10)

(11)

(12)

(13)

(14)

(15)

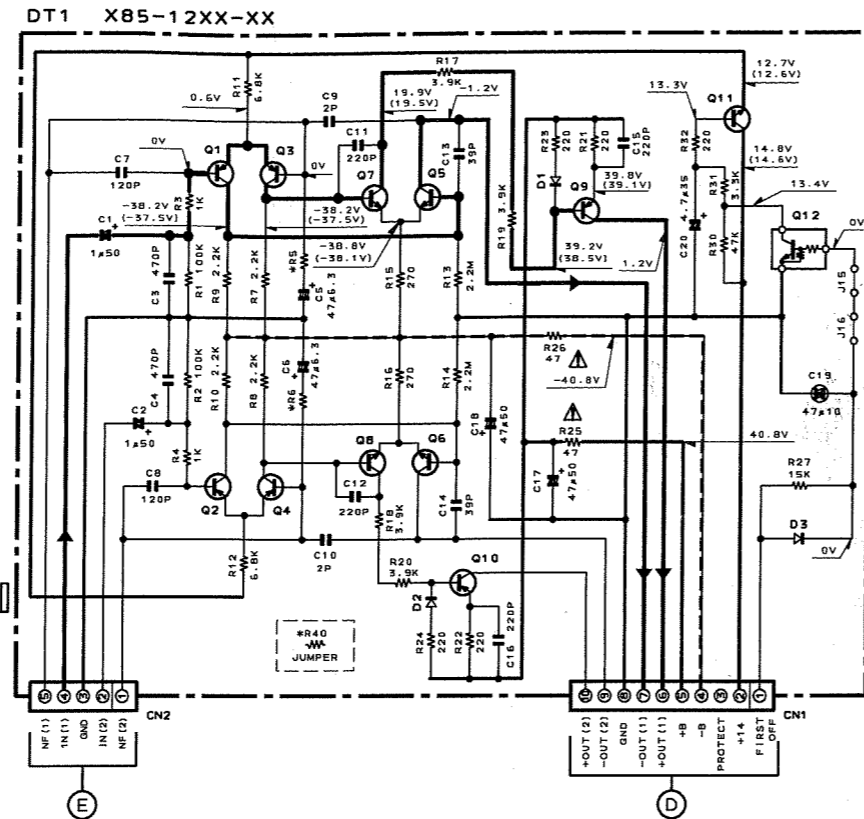
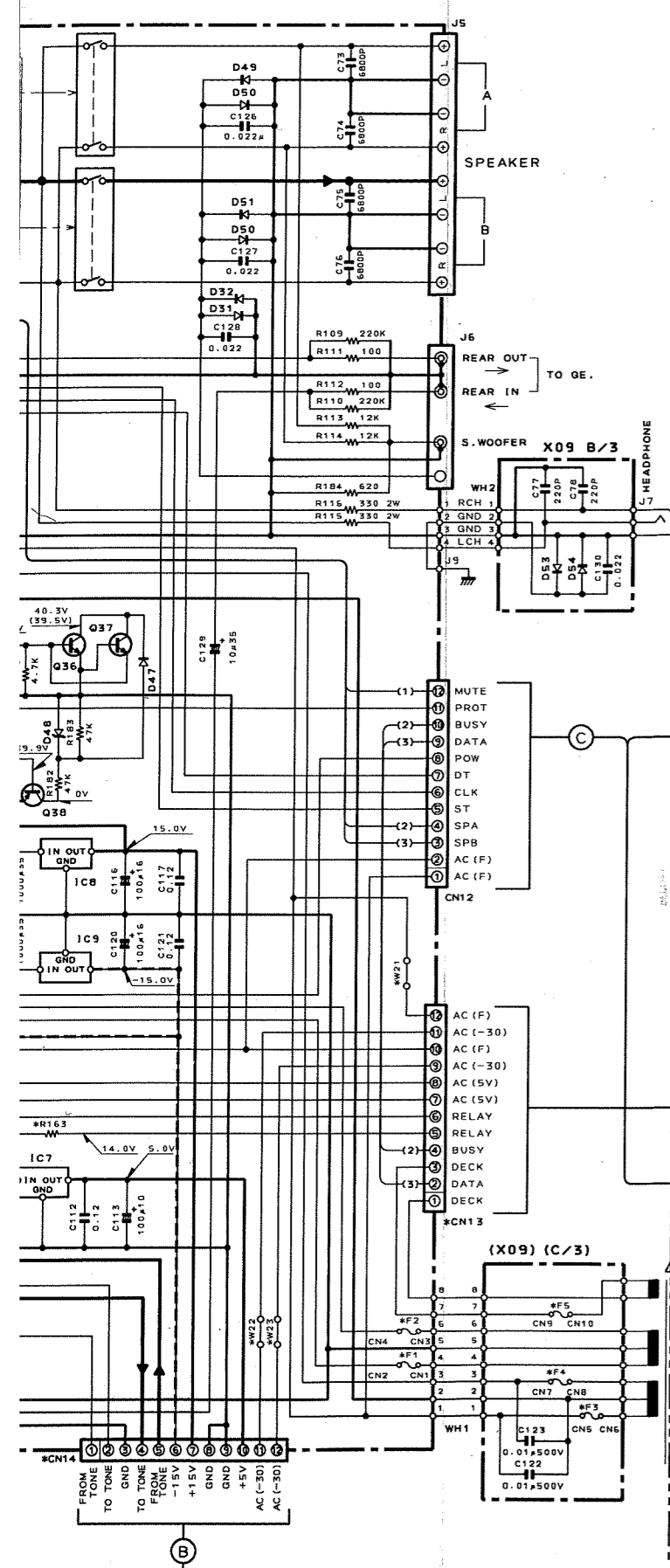
(16)

(17)

(18)

(19)

(20)

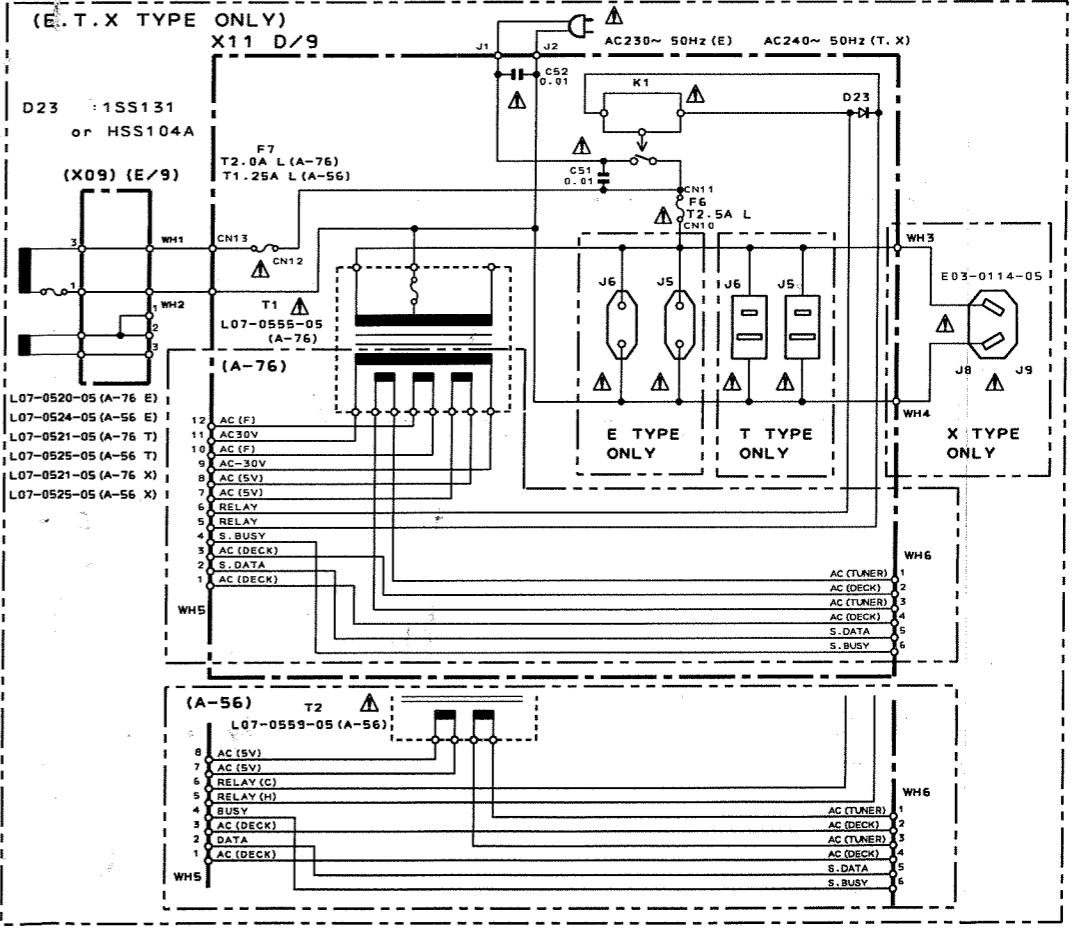
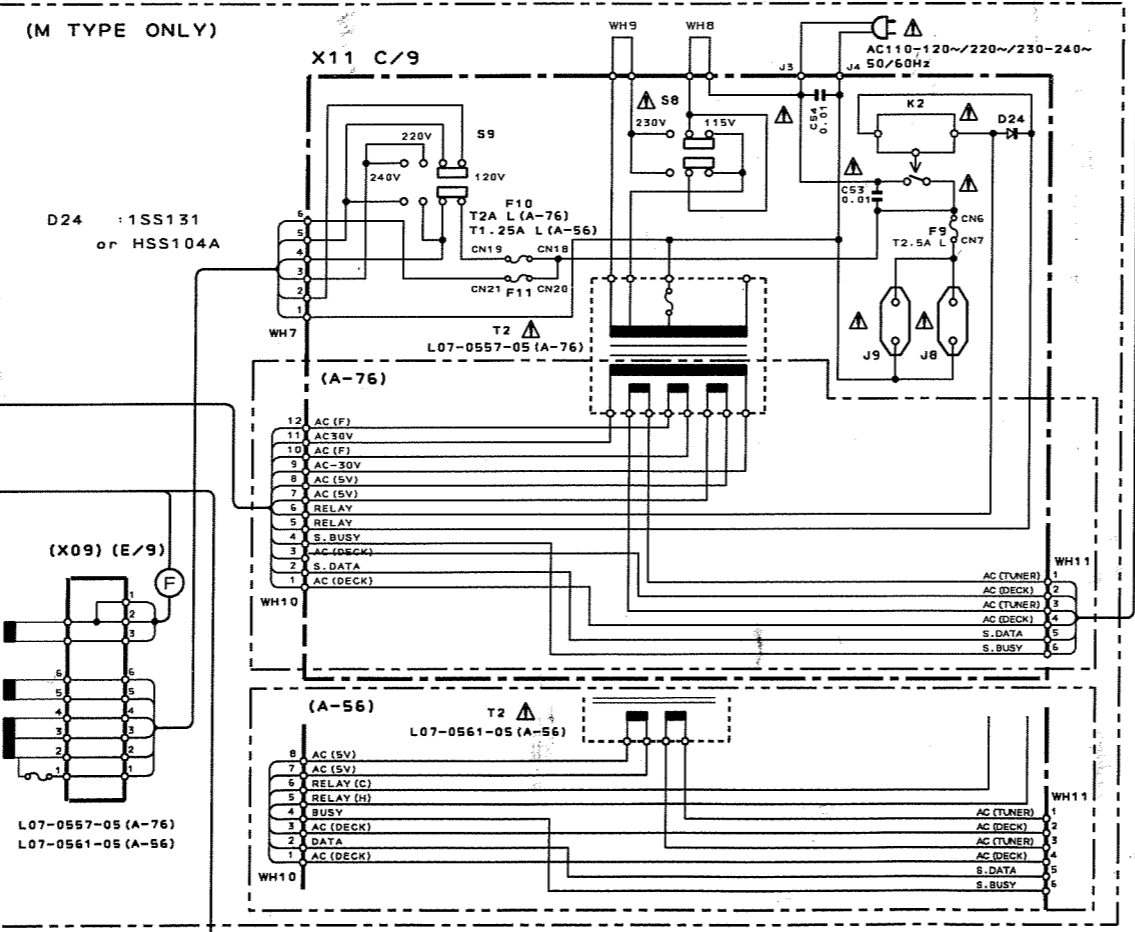
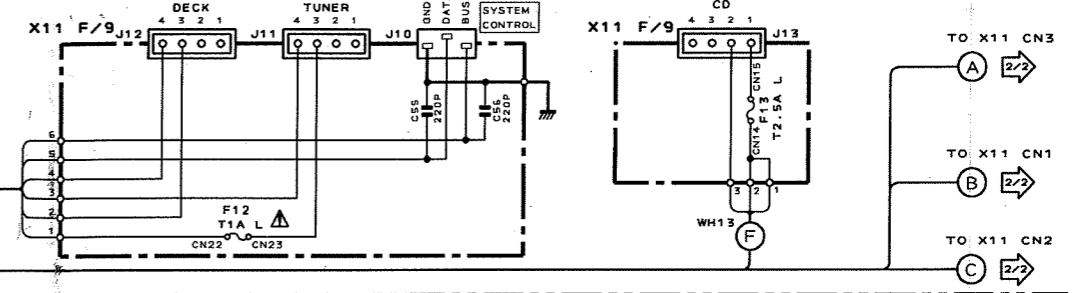


- (X85-12XX-XX)
 Q1~4, 9: 2SA992 (F.E)
 10, 13: 2SC2458 (Y.GR)
 Q5-8: 2SC1845 (F.E)
 Q11: 2SC3311A (QR) (J)
 or 2SC1740S (QR)
 or 2SC2785 (F.E) (S)
 Q12: UN4212 or DTC124ES
- (X09-363X-XX)
 IC1, 3, 5: NUM4565D-D or BA15218-DX
 IC2: UPC4574C or NJM2058D
 IC4: NJU7313L or TC9164N
 IC6: NJU7311L or TC9162N
 IC7: TA7805S or μ PC7805AHF
 IC8: TA7815S or μ PC7815AHF
 IC9: TA7915S or μ PC7915HF
- Q5, 6: 2SC4137 (V.W)
 Q9, 10: 2SD2254 (A-76) 2SD2340 (A-56)
 Q11, 12: 2SB1492 (A-76) 2SB1531 (A-56)
 Q31, 34~37: 2SC2003 (L.K)
 Q38: 2SA933S (Q.R) or 2SA1175 (F.E)
 D1~6, 31, 34: 1SS133 (Q.R) or HSS104
 44, 45, 47, 49~54: S5688B or 1SR139-100
 D35~42: RBV-602LFA or D55BA20F03
 D46: RD4.7ES (B2) or HZ54.7N (B2)
 D48: RD4.7ES (B2) or HZ54.7N (B2)

MODEL	COUNTRY	CN13	CN14	Q9.10	Q10.11	D33.34	C21-26 33-36, 43-48	C57.58	C59.60	C71.72	R125	R126	R163	F3.4	W21-23
A-76 (JAPAN MADE)	M GENERAL MARKET	0-23	12P	12P	2SD2254	2SB1492	NO	4.7 μ 35	0.33 μ	6800 μ 63	W165	W164			YES
	X AUSTRALIA	2-72	12P	12P	2SD2254	2SB1492	220P	1.0 μ	0.33 μ	6800 μ 63	4.7K	4.7K			YES
	T ENGLAND												47 2W	T4A L	YES
A-76 (SINGAPOLE MADE)	M GENERAL MARKET	0-21	12P	12P	2SD2254	2SB1492	NO	4.7 μ 35	0.33 μ	6800 μ 63	W165	W164			YES
	X AUSTRALIA	2-70	12P	12P	2SD2254	2SB1492	220P	1.0 μ	0.33 μ	6800 μ 63	4.7K	4.7K			YES
	T ENGLAND														YES
A-56	M GENERAL MARKET	0-22	8P	10P	2SD2340	2SB1531	1SS133 or HSS104	NO	4.7 μ 35	0.1 μ	5600 μ	W165	W164		NO
	X AUSTRALIA	2-71	8P	10P	2SD2340	2SB1531	220P	1.0 μ	0.33 μ	5600 μ	2.0K	2.0K	82 2W	T2.5A L	NO
	T ENGLAND														NO

(X85-12XX-XX)

MODEL	RS.6	R40
A-76 JAPAN MADE	20-01 2.37K	10
T	20-00 2.15K JUMPER	
A-76 SINGAPOLE MADE	30-01 2.37K	10
T	30-00 2.15K JUMPER	
M	30-03 2.87K	33
E	30-02 2.61K	22



CAUTION: parts liable to risk of fire shall be supplied by the supplier.

DC volt with no between

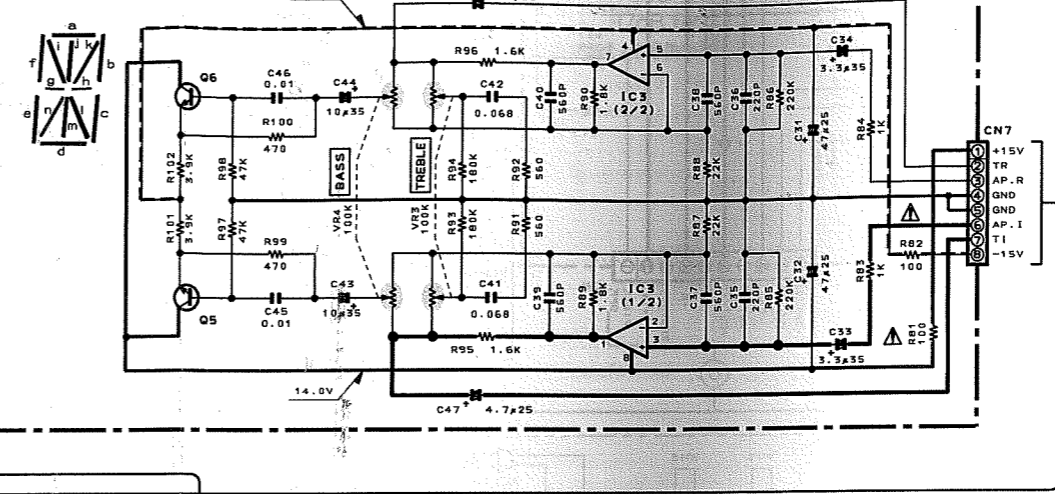
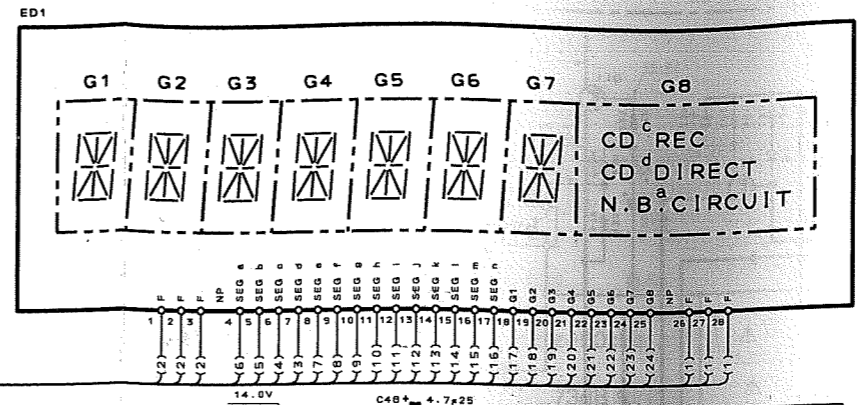
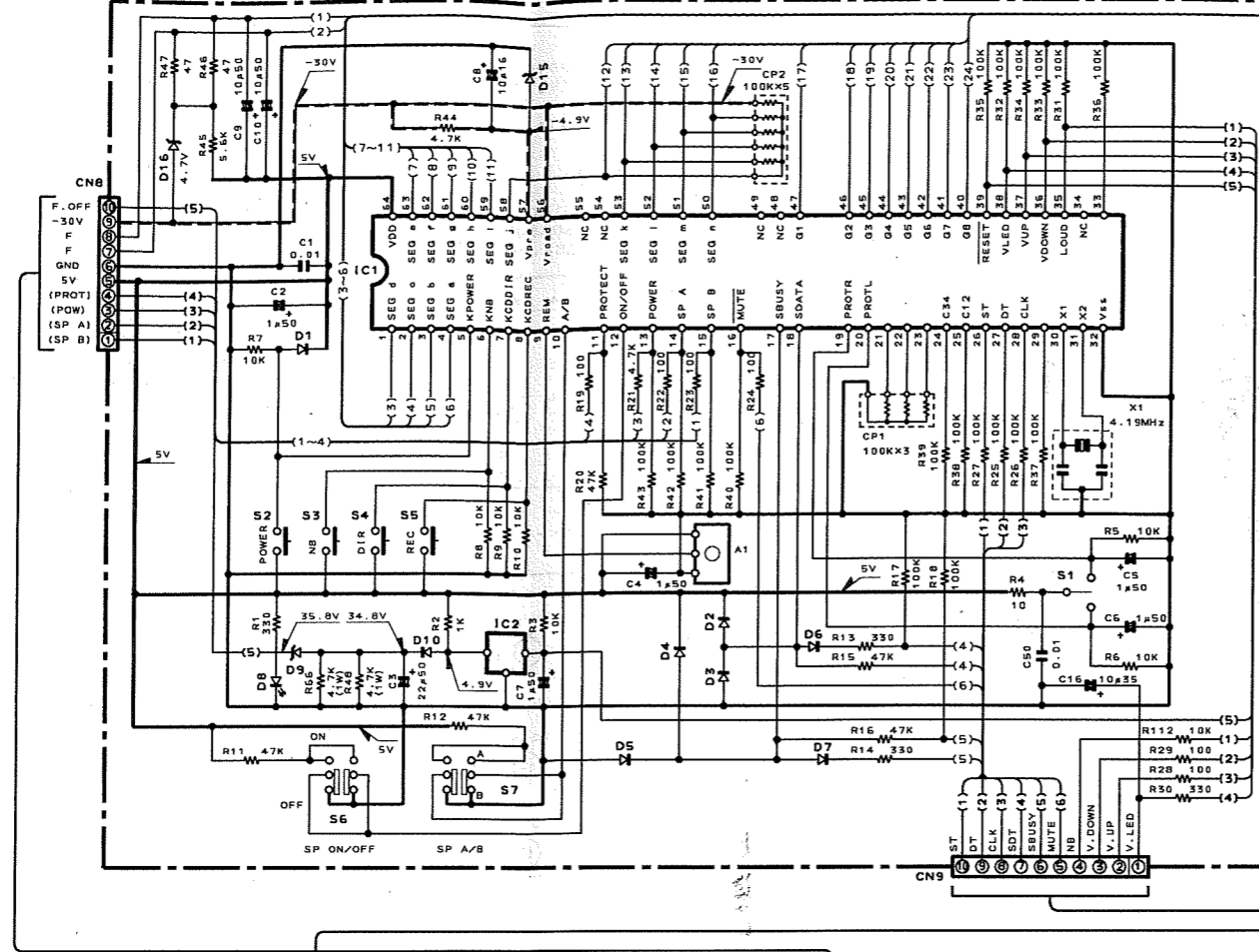
Les ten impédans légères instrum

Die an hochof gemes Untersc U. gerir

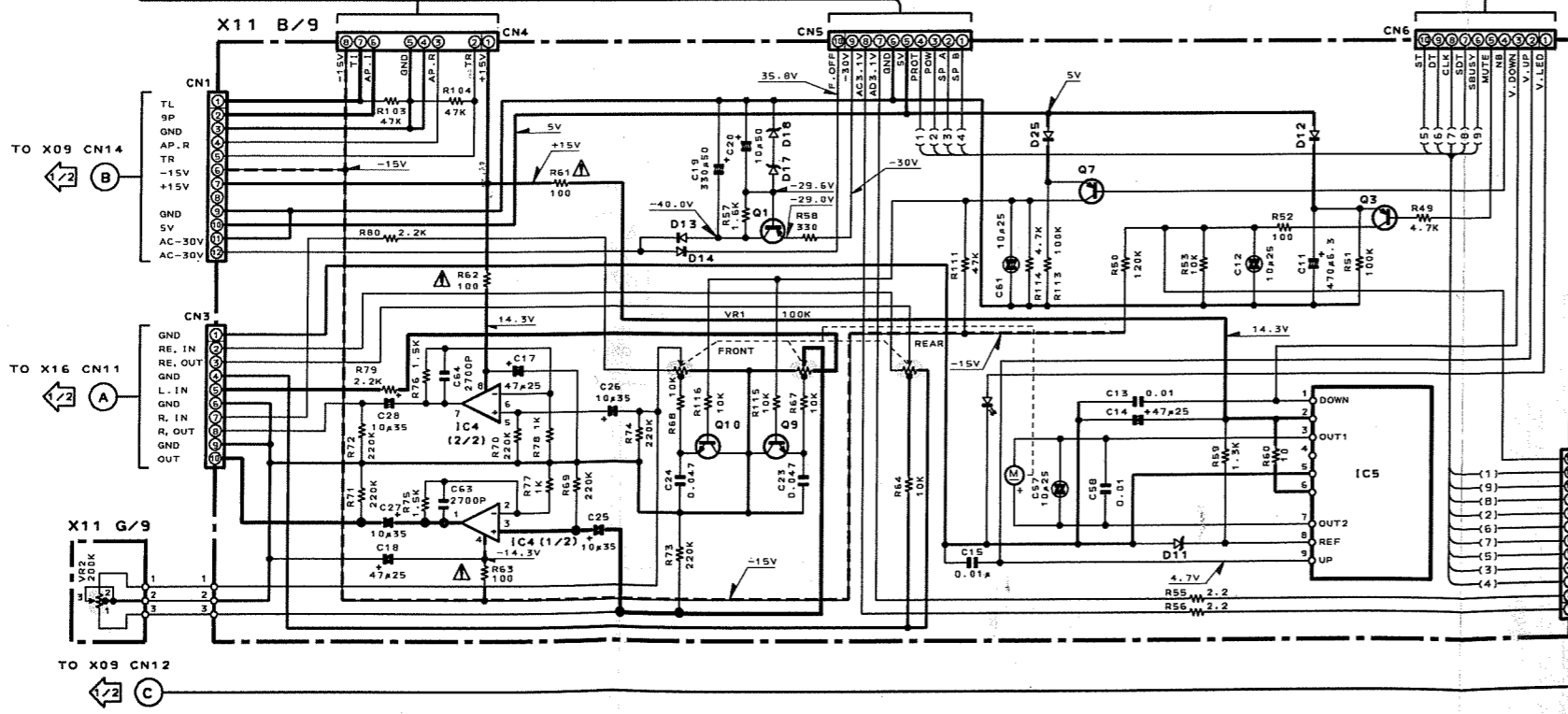
— S1C
 — GND
 — +B
 — -B

(A-76)

X11-33XX-XX (A/9)



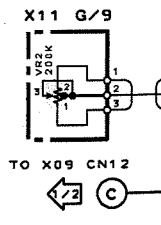
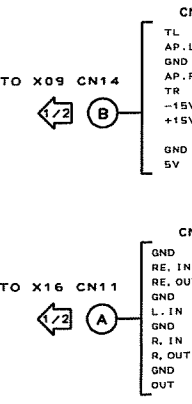
X11 B/9



- IC1 : PD75268CW-044
- IC2 : PST529D
- IC3, 4 : NJM4565L-D
- IC5 : TA8409S
- Q1 : 2SA954 (L. K)
- Q3, 7 : 2SA1048 (Y. GR) (J)
- 2SA1309A (O. R) (J)
- 2SA1175 (F. E) (S)
- 2SA9335 (O. R) (S)
- Q5, 6 : 2SC1845 (F. E)
- Q9, 10 : 2SC2878 (A. B)
- D1-7, 12, 25 : 1SS133 or HSS104
- D8 : B30-1291-05
- D9, 15 : RD5.1ES (B2) or HZS5.1N (B2)
- D10, 14, 23, 24 : 1SS131 or HSS104A
- D11, 16 : RD4.7ES (B2) or HZS4.7N (B2)
- D13 : S5688B
- D17 : RD15ES (B2) or HZS15N (B2)
- D18 : RD13ES (B2) or HZS13N (B2)
- D18 : RD13ES (B2) or HZS13N (B2)
- ED1 : CM1154C

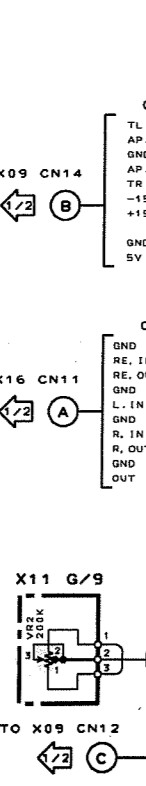
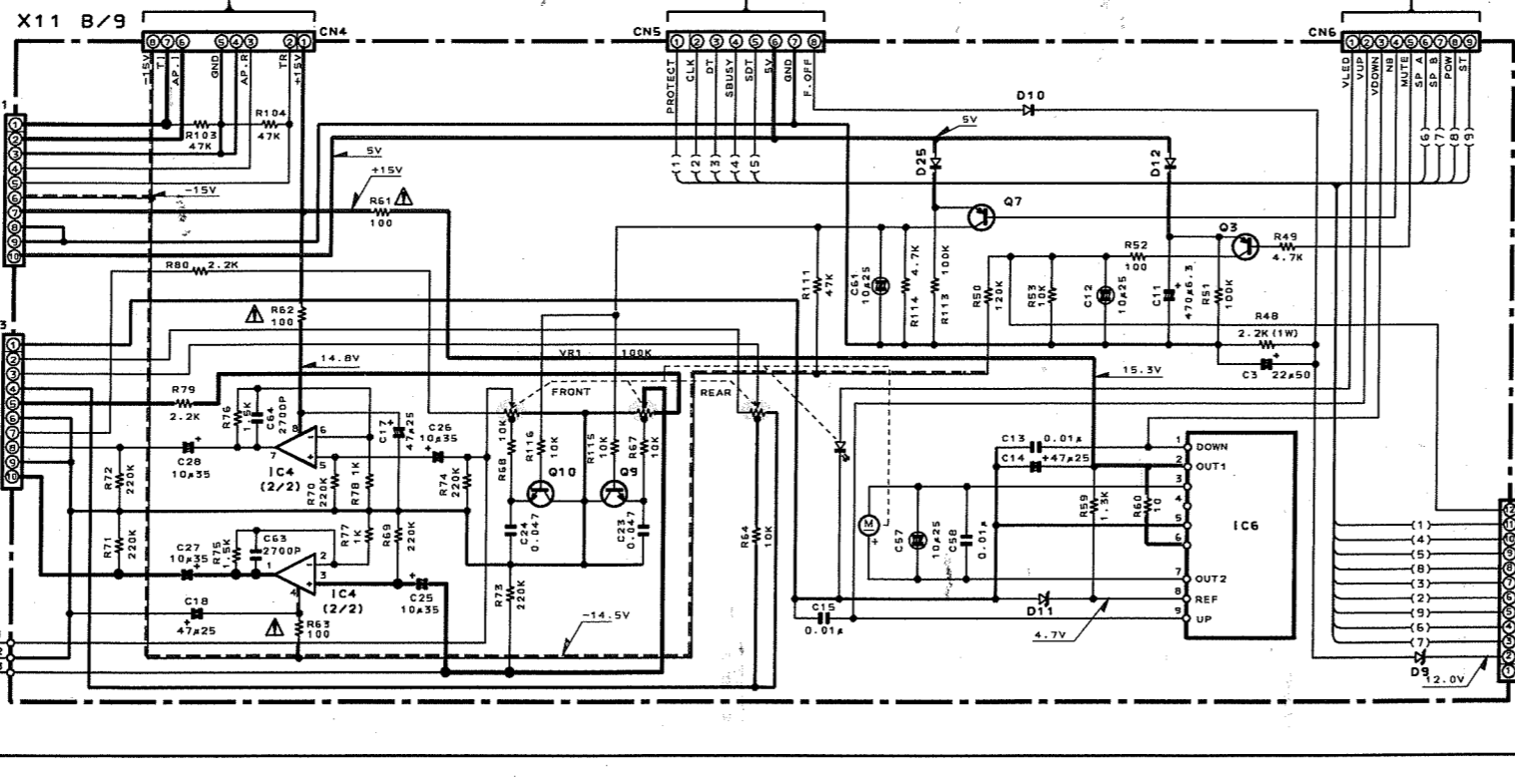
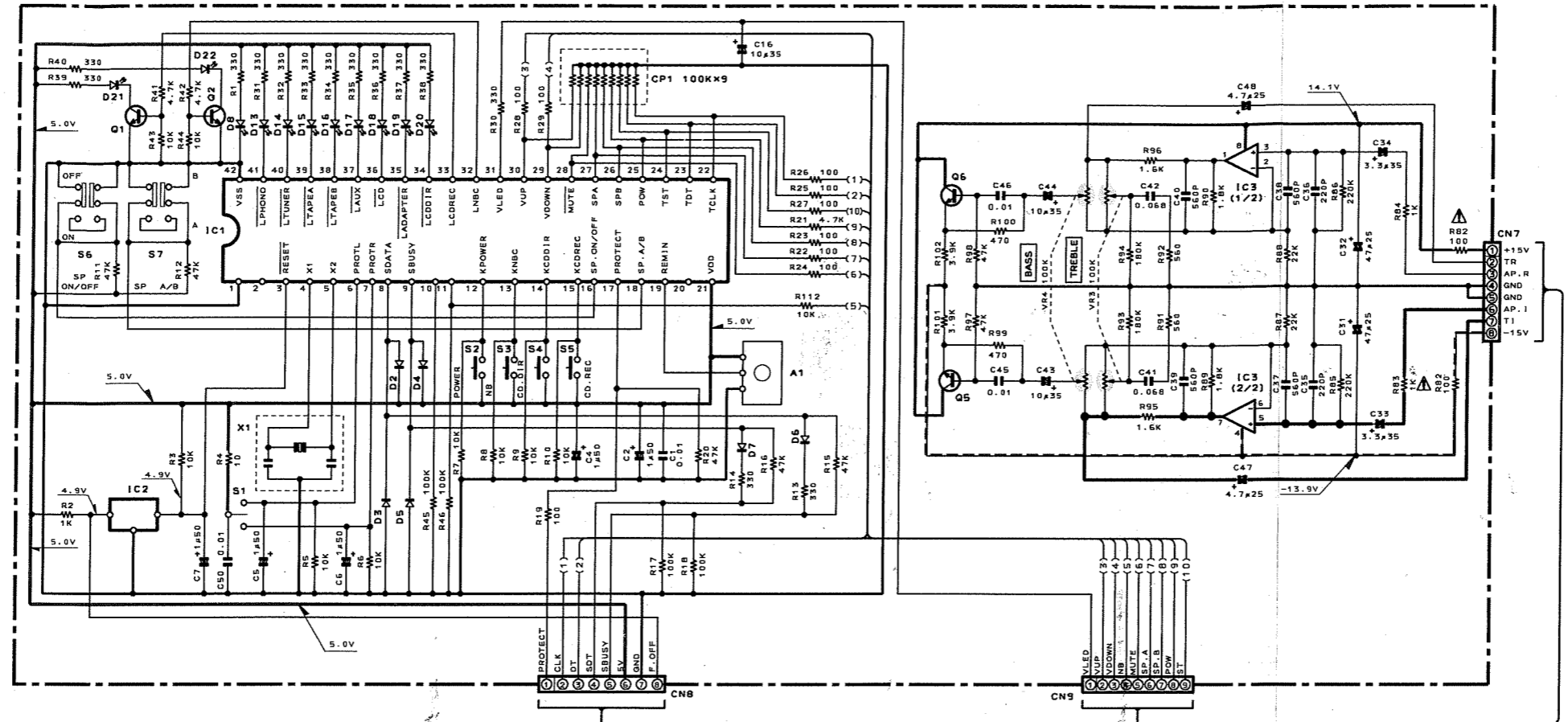
MODEL	COUNTRY	
X11-332X-XX	M	GENERAL MARKET 0-21
A-76 (JAPAN MADE)	X	AUSTRALIA 0-71
	T	ENGLAND 0-51
	E	EUROPE 2-70
X11-334X-XX	M	GENERAL MARKET 0-21
A-76 (SINGAPOLE MADE)	X	AUSTRALIA 0-01
	T	ENGLAND 0-51
	E	EUROPE 2-70

(A-56)



CAUTION
 nents only
 parts list).
 risk of elec
 shall be ca
 the supply
 er.

(A-56) X11-330X-XX (A/9)

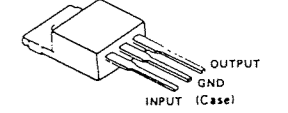


- IC1 : #PD75004CU-147
- IC2 : #PST529D
- IC3, 4 : #NJM4565L-D
- IC5 : #TA8409S (Q, R)
- Q1, 2 : #SC1740S (Q, R) or 2SC2785 (F, E)
- Q9, 10 : #2SC2878 (A, B)
- Q3, 7 : #2SA933S (Q, R) or 2SA1175 (F, E)
- Q5, 6 : #2SC1845 (F, E)
- D2-7, 12, 25 : #1SS133 or HSS104A
- D8, 13-22 : #B30-1291-05
- D9 : #RD5.1ES (B2) or HZS5.1N (B2)
- D10, 23, 24 : #1SS131 or HSS104A
- D11 : #RD4.7ES (B2) or HZS4.7N (B2)

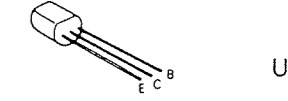
MODEL	COUNTRY	
X11-330X-XX A-56	M	GENERAL MARKET 0-21
	X	AUSTRALIA 0-71
	T	ENGLAND 0-51
	E	EUROPE 2-70

— SIGNAL LINE
 — GND LINE
 — +B LINE
 - - - -B LINE

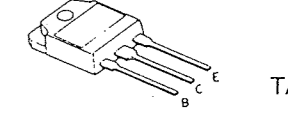
- HSS104
- HSS104A
- HZS4.7N
- HZS5.1N
- RD4.7ES
- RD5.1ES
- S5688B
- 1SR139-100
- 1SS131
- 1SS133



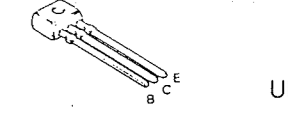
- 2SA954
- 2SA992
- 2SC1845
- 2SC2003
- 2SC2878



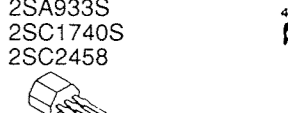
- 2SB1531
- 2SD2340




- 2SA1175
- 2SC2785



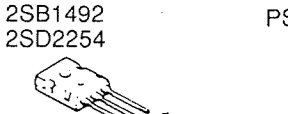
- DTC124ES
- 2SA1048
- 2SA933S
- 2SC1740S
- 2SC2458



- 2SC4137



- 2SB1492
- 2SD2254



CAUTION: For continued safety, replace safety critical components only with manufacturer's recommended parts (refer to parts list). Δ Indicates safety critical components. To reduce the risk of electric shock, leakage-current or resistance measurements shall be carried out (exposed parts are acceptably insulated from the supply circuit) before the appliance is returned to the customer.

DC voltages are as measured with a high impedance voltmeter with no signal input. Values may vary slightly due to variations between individual instruments or/and units.

Les tensions c.c. doivent être mesurées avec un voltmètre à haute impédance sans signal d'entrée. Les valeurs peuvent différer légèrement du fait des variations inhérentes aux appareils et aux instruments de mesure individuels.

Die angegebenen Gleichspannungswerte wurden mit einem hochohmigen Spannungsmesser ohne Eingangssignal gemessen. Dabei schwanken die Meßwerte aufgrund von Unterschieden zwischen einzelnen Instrumenten oder Geräten u. U. geringfügig.