

STEREO POWER AMPLIFIER/GRAPHIC EQUALIZER

B-B5/B7

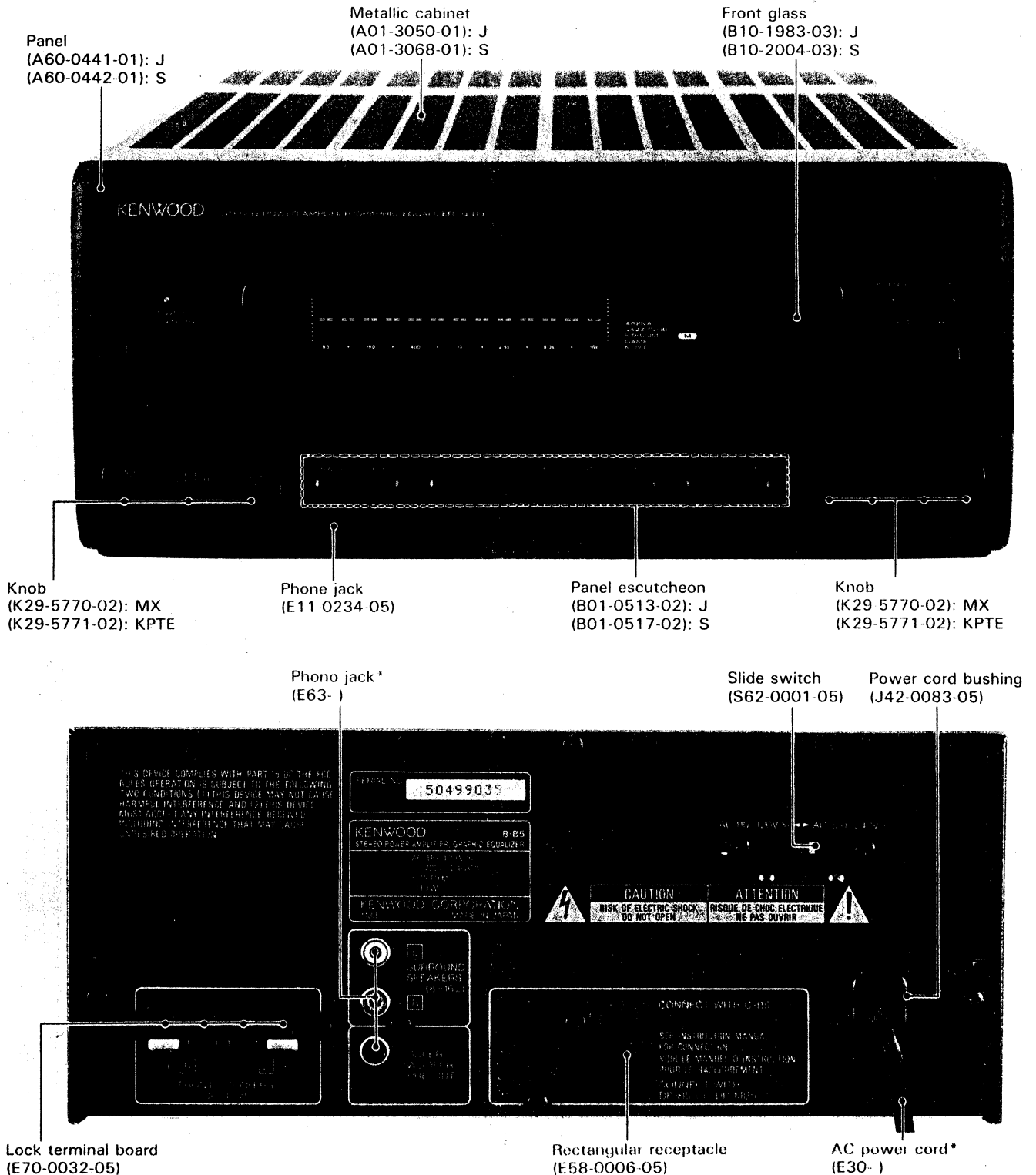
SERVICE MANUAL

(UD-501/701M)

KENWOOD

©1993-7 PRINTED IN JAPAN
B51-4751-00(S) 4447

B-B5



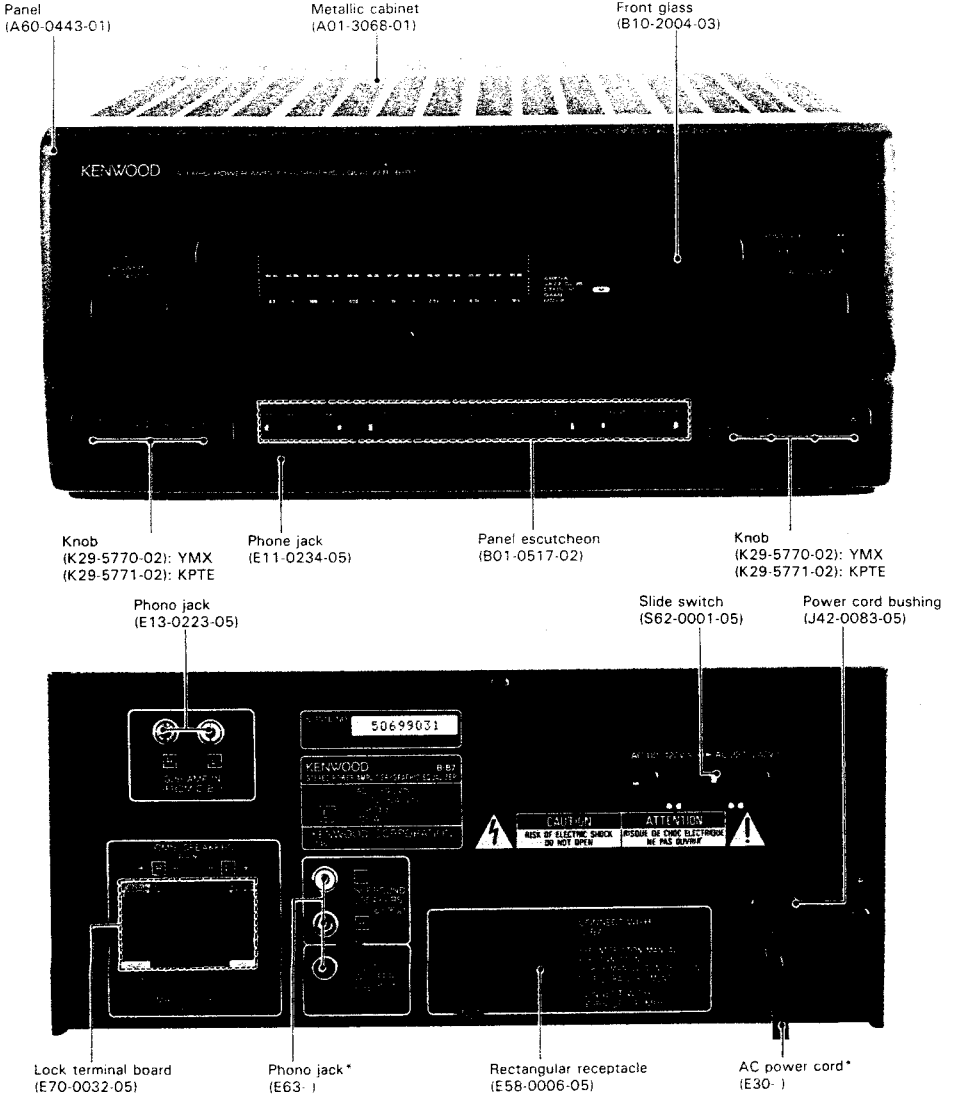
*Refer to parts list on page 16.

B-B5/B7

CONTENTS

CIRCUIT DESCRIPTION.....	3	EXPLODED VIEW(UNIT)	15
WIRING DIAGRAM	7	PARTS LIST	16
PC BOARD (Component side view)	9	SPECIFICATIONS	20
SCHEMATIC DIAGRAM	11		

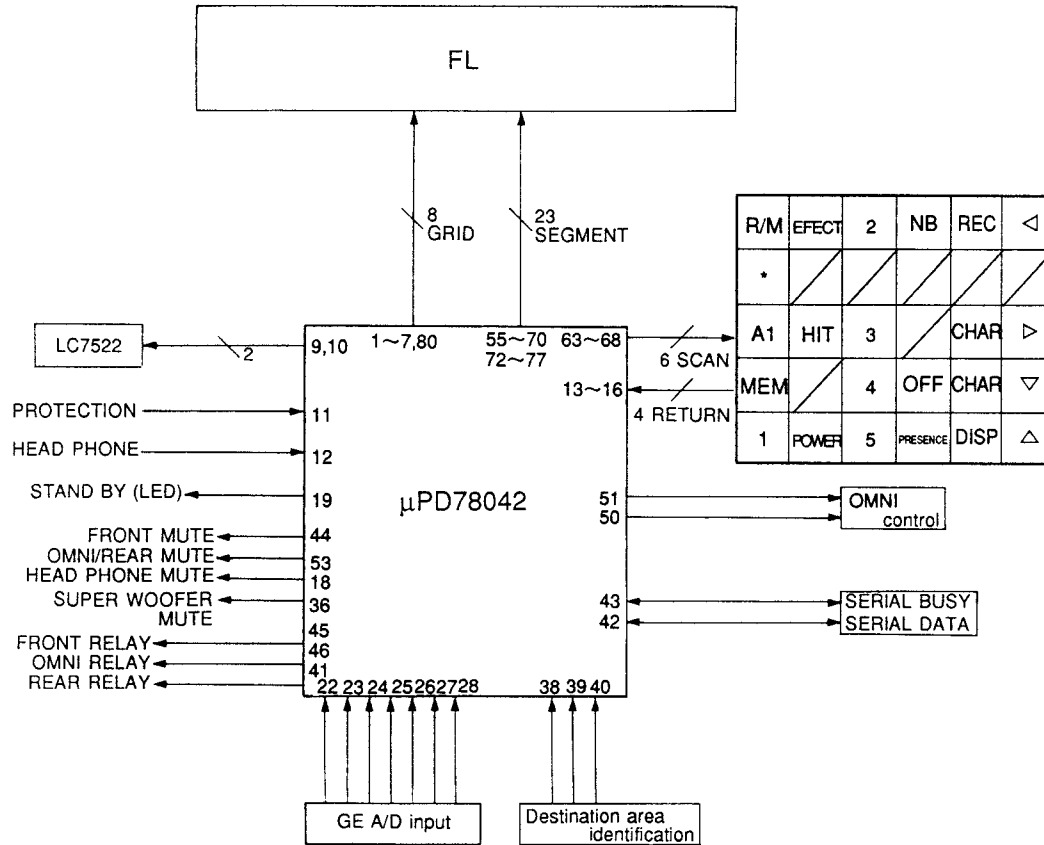
B-B7



CIRCUIT DESCRIPTION

PORT LAYOUT

Microprocessor μ PD78042GF-038(IC11-X09)



CIRCUIT DESCRIPTION

Pin Description

Pin No.	Pin Name	I/O	Name	Description
1	P94	O	GRID 6	FL driver output Grid 6
2	P93	O	GRID 5	FL driver output Grid 5
3	P92	O	GRID 4	FL driver output Grid 4
4	P91	O	GRID 3	FL driver output Grid 3
5	P90	O	GRID 2	FL driver output Grid 2
6	P81	O	GRID 1	FL driver output Grid 1
7	P80	O	GRID 0	FL driver output Grid 0
8	Vdd			+5V
9	P27	O	GE. IC (CLOCK)	Gleico IC (LC7522) \rightarrow CLK (Clock terminal)
10	P26	O	GE. IC (DATA)	Gleico IC (LC7522) \rightarrow DI (Data terminal)
11	P25 SI0/SB0	I	PROTECTION	Protection detection Low: NON PROTECTION, High: PROTECTION
12	P24 BUSY	I	HEAD PHONE	Headphone input detection Low: NON HEADPHONE High: HEADPHONE IN
13	P23 STB	O	KEY RETURN 3	Key return 3
14	P22 SCK1	O	KEY RETURN 2	Key return 2
15	P21 SO1	O	KEY RETURN 1	Key return 1
16	P20 SI1	O (I)	KEY RETURN 0	Key return 0
17	RESET		RESET	Microcomputer set terminal
18	P74	O	HEAD PHONE MUTE	Headphone mute Low: MUTE OFF High: MUTE ON
19	P73	O	STAND BY LED	Standby LED
20	AVss			GND terminal
21	P17 AN17	I	NC	Unused
22	P16 AN16	I	AD (16kHz)	Analog input 16kHz
23	PP15 AN15	I	AD (6.3kHz)	Analog input 6.3kHz
24	P14 AN14	I	AD (2.5kHz)	Analog input 2.5kHz
25	P13 AN13	I	AD (1kHz)	Analog input 1kHz
26	P12 AN12	I	AD (400Hz)	Analog input 400Hz
27	P11 AN11	I	AD (160Hz)	Analog input 160Hz
28	P10 AN10	I	AD (63Hz)	Analog input 63Hz
29	AVdd			+5V
30	AVref			+5V
31	P04 XT1	I	Vss	GND
32	XT2			
33	Vss			GND
34	X1	I		Oscillator 4.19MHz
35	X2			Oscillator 4.19MHz
36	P37	O	SW MUTE	Super woofer mute Low: S.W. OFF High: S.W. ON
37	P36 BUZ	O	POWER RELAY	Power relay Low: POWER OFF High: POWER ON
38	P35 PCL	I	UD701/UD501	UD701/UD501 destination area changeover Low: UDA501 High: UD701
39	P34 TI2	I	HIT MASTER	HIT MASTER destination area changeover Low: HIT MASTER OFF High: HIT MASTER ON
40	P33 TI1	I	OMNI I	OMNI destination area changeover Low: OMNI OFF, High: OMNI ON

B-B5/B7

CIRCUIT DESCRIPTION

Pin No.	Pin Name	I/O	Name	Description
41	P32 TO2	O	REAR RELAY	Rear speaker relay Low: RELAY OFF, High: RELAY ON
42	P31 TO1	I	SDATA	Serial data terminal
43	P30 TO0	I	SBUSY	Serial busy terminal
44	P03 INTP3/C10	I	FRONT MUTE	Front mute Low: MUTE ON High: MUTE OFF
45	P02 INTP2	I	FRONT RELAY	Front speaker raly Low: RELAY OFF High: RELAY ON
46	P01 INTP1	I	OMNI RELAY	Omni speaker relay Low: RELAY OFF High: RELAY ON
47	P00 INTP0/T10	I	CE	Backup terminal
48	IC (Vpp)			GND
49	P72	I	Vss	GND
50	P71	O	OMNI B	Omni TC terminal → B
51	P70	O	OMNI A	Omni TC terminal → A
52	Vdd			+5V
53	P127 FIP33	O	OMNI MUTE	Omni mute Low: MUTE OFF High: MUTE ON
54	P126 FIP32	O	SEGMENT 22	FL drive output segment 22
55	P125 FIP31	O	SEGMENT 21	FL drive output segment 21
56	P124 FIP30	O	SEGMENT 20	FL drive output segment 20
57	P123 FIP29	O	SEGMENT 19	FL drive output segment 19
58	P122 FIP28	O	SEGMENT 18	FL drive output segment 18
59	P121 FIP27	O	SEGMENT 17	FL drive output segment 17
60	P120 FIP26	O	SEGMENT 16	FL drive output segment 16
61	P117 FIP25	O	SEGMENT 15	FL drive output segment 15
62	P116 FIP24	O	SEGMENT 14	FL drive output segment 14
63	P115 FIP23	O	SEGMENT 13	FL drive output segment 13
64	P114 FIP22	O	SEGMENT 12	FL drive output segment 12
65	P113 FIP21	O	SEGMENT 11	FL drive output segment 11
66	P112 FIP20	O	SEGMENT 10	FL drive output segment 10
67	P111 FIP19	O	SEGMENT 9	FL drive output segment 9
68	P110 FIP18	O	SEGMENT 8	FL drive output segment 8
69	P107 FIP17	O	SEGMENT 7	FL drive output segment 7
70	P106 FIP16	O	SEGMENT 6	FL drive output segment 6
71	Vload			-30V
72	P105 FIP15	O	SEGMENT 5	FL drive output segment 5
73	P104 FIP14	O	SEGMENT 4	FL drive output segment 4
74	P103 FIP13	O	SEGMENT 3	FL drive output segment 3
75	P102 FIP12	O	SEGMENT 2	FL drive output segment 2
76	P101 FIP11	O	SEGMENT 1	FL drive output segment 1
77	P100 FIP10	O	SEGMENT 0	FL drive output segment 0
78	P97 FIP9	O	NC	Unused
79	P96 FIP8	O	NC	Unused (A logic terminal)
80	P95 FIP7	O	GRID 7	FL driver output grid 7 (B logic terminal)

B-B5/B7

CIRCUIT DESCRIPTION

1. Test mode by means of main unit keys

(1) Setting method

- Plug the power cord in the AC electrical outlet while pressing the FLAT key.

(2) Cancellation method

- The test mode set at the beginning is cancelled when the power cord is unplugged from the AC electrical outlet.

(3) Contents

① Automatic POWER ON

- The POWER turns necessarily ON, and all functions are initialized when the power cord is plugged into the AC electrical outlet while pressing the FLAT KEY.

② ALL LIT mode

- All FI and all LED light up without fail when the power cord is plugged into the AC electrical outlet while pressing the FLAT KEY. After that, the equipment switches to the ordinary indication mode when any key of the main unit is operated.

③ Check of the circuit operation by means of the main unit keys

a. Relay operation check test

The FRONT, OMNI ↔ FRONT, S switching operation takes place every time the MEMORY key is pressed, and the "OMNI 123" ↔ "PRESENCE all lit up" appears accordingly on the display during 5 seconds.

b. Test of the super woofer

The super woofer is turned ON/OFF cyclically every time the REF/MANU key is pressed, and the "SUPER WOOFER" segment of the FL turns ON/OFF accordingly.

c. Operations of the other main unit keys in the test mode

The operations of the test mode and the workings of the list of workings are carried out.

Operations and workings of the graphic equalizer in test mode

Name of the key	Workings
EQ DISPLAY	• Changeover of the FL display mode The EQ display, inverted spectrum analyzer display, and the display of the Niagara mode (the short circuit of the GRID and the short circuit of the SEGMENT can be checked) are switched cyclically.
1	• EQ all frequency center The booth cut extents of all bands used are set at the center.
2	• EQ all frequency MAX The booth cut extents all bands used are set at MAX.
3	• EQ all frequency MIN The booth cut extents of all band sused are set at MIN.

2. Initialization

(1) Setting method

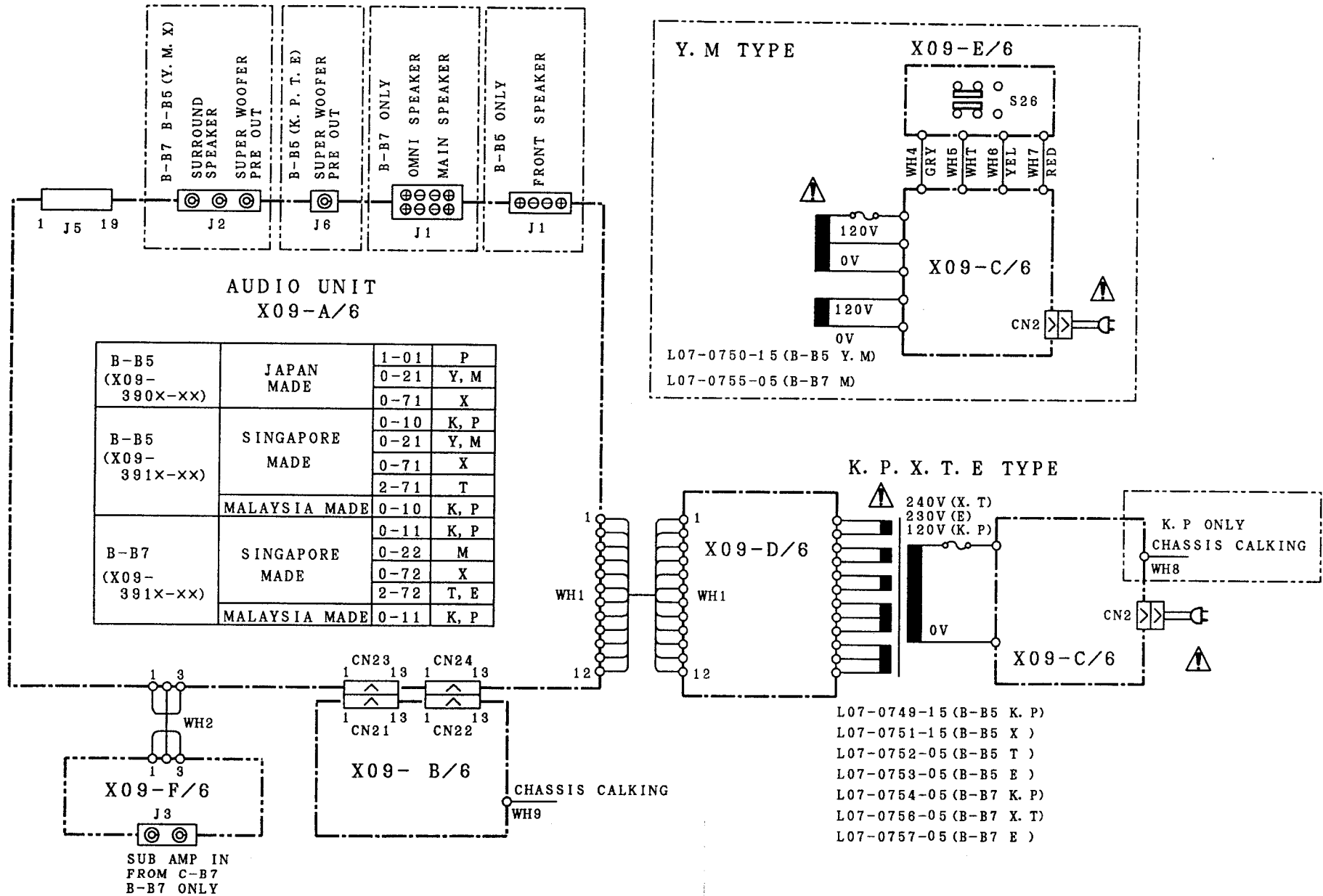
- The equipment is initialized by plugging the power cord in the AC electrical outlet while pressing the EQ MEMORY key.
- The equipment is initialized when the power cord is unplugged and then plugged in the AC electrical outlet during the test mode by means of the main unit keys and the test mode by means of serial communication.

(2) Contents

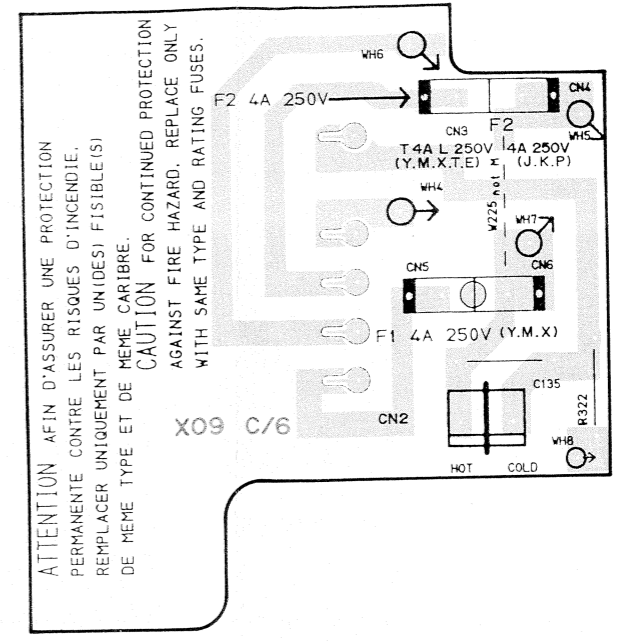
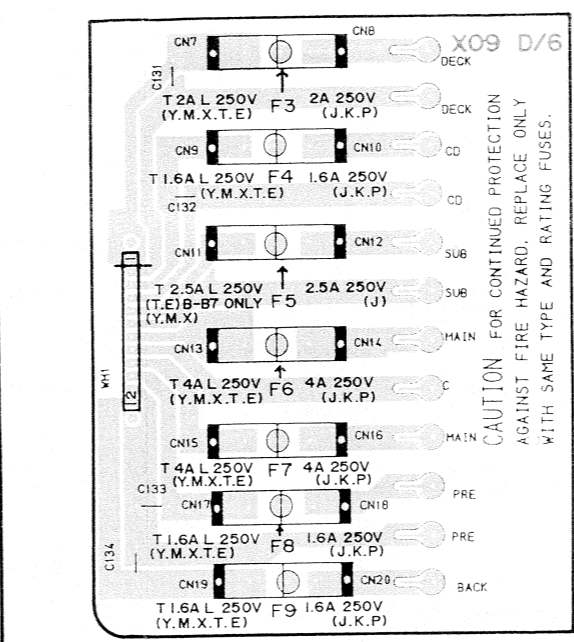
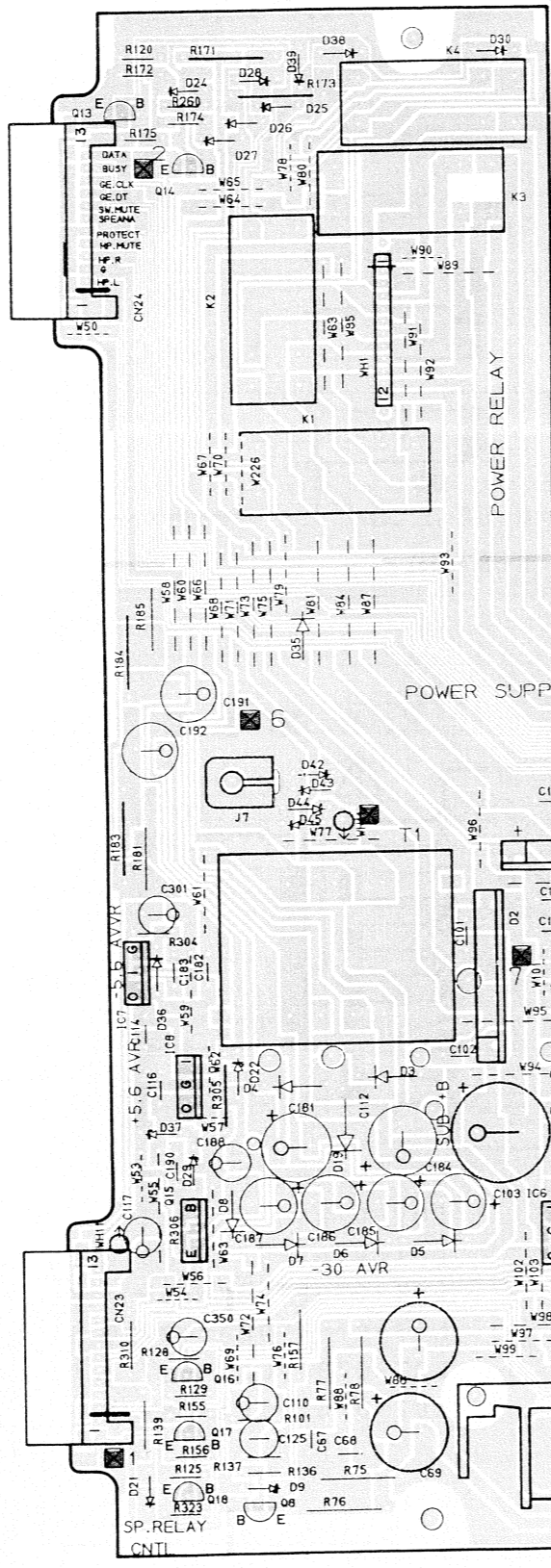
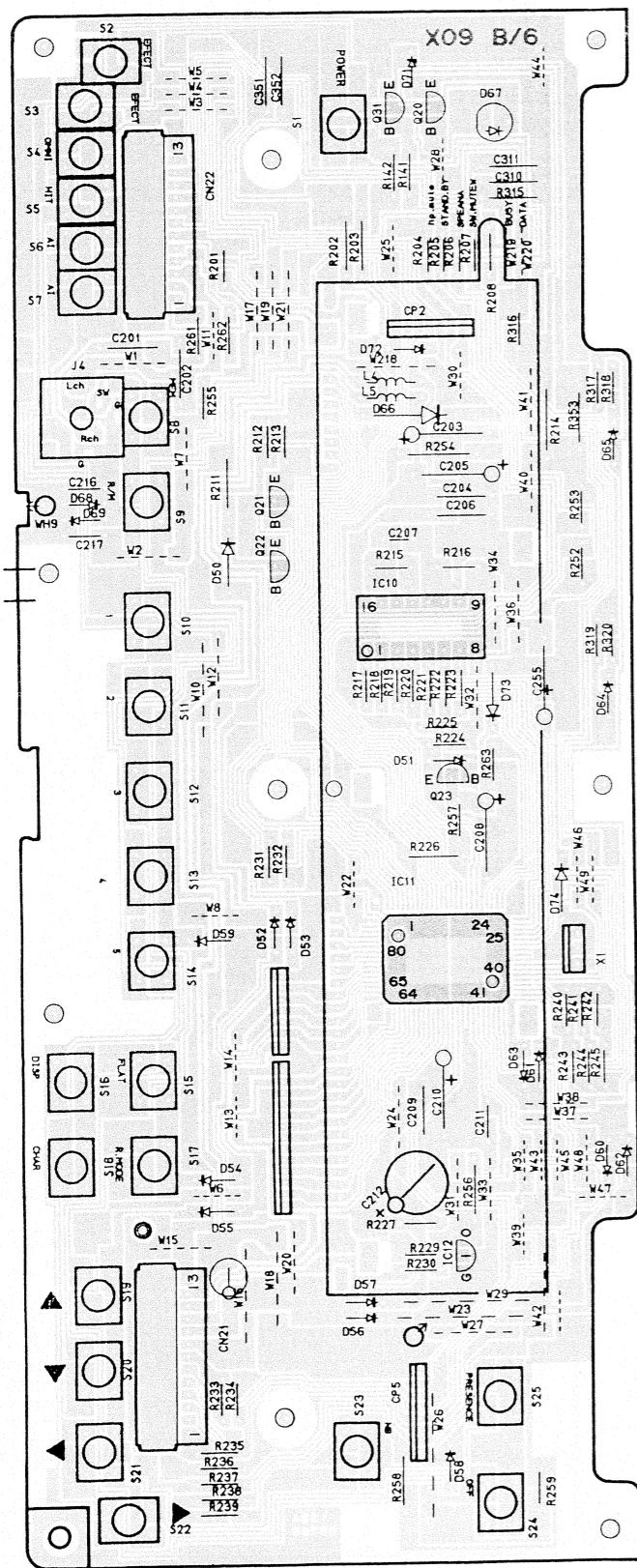
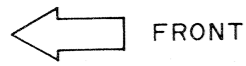
All functions are initialized (Including test mode).

B-B5/B7 B-B5/B7

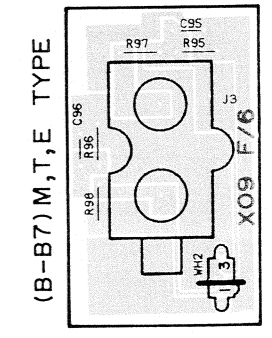
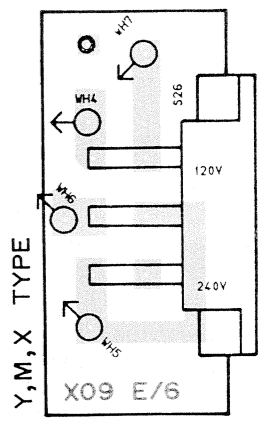
WIRING DIAGRAM



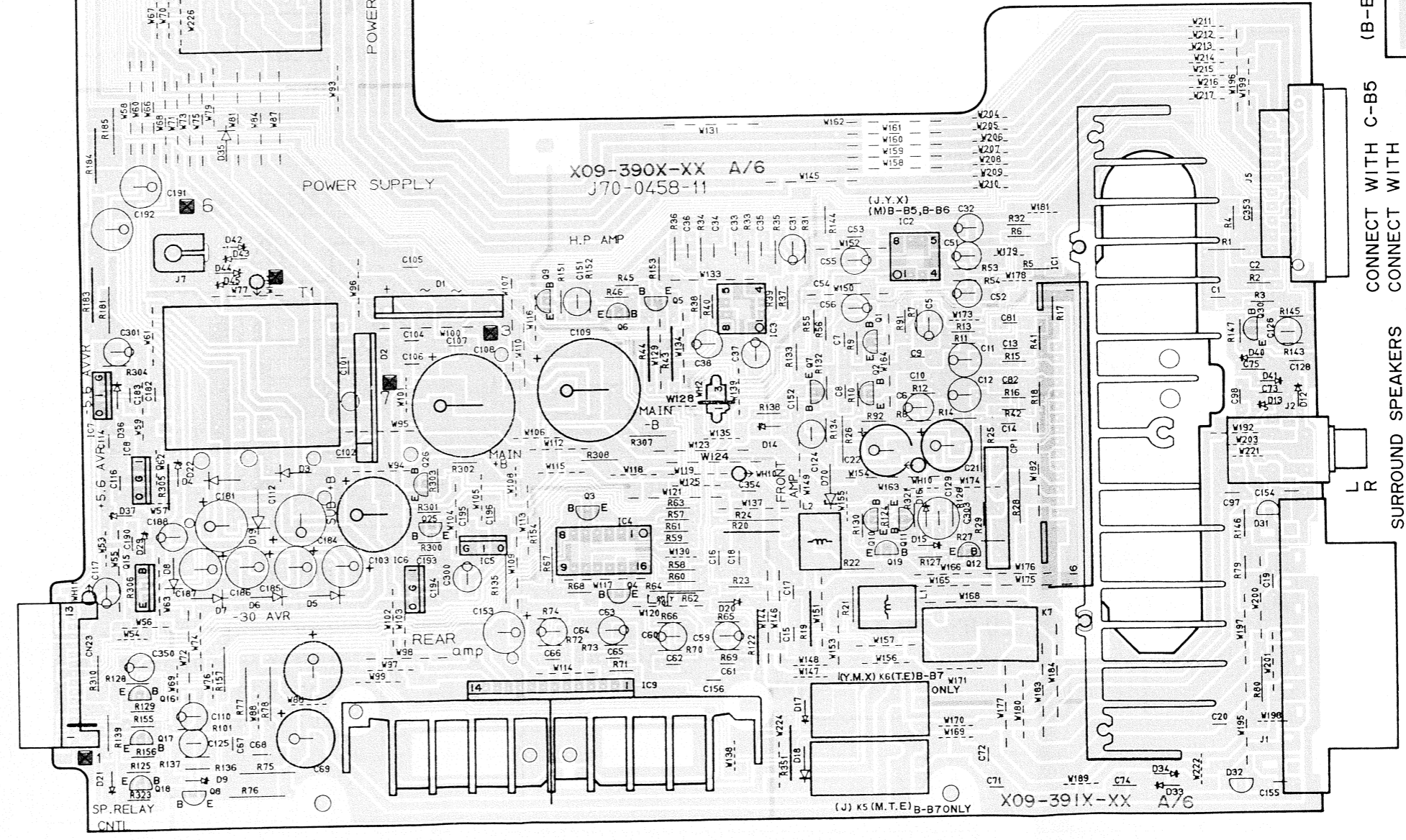
PC BOARD (Component side view) AUDIO UNIT (X09-390X-XX)



ATTENTION AFIN D'ASSURER UNE PROTECTION PERMANENTE CONTRE LES RISQUES D'INCENDIE. REMPLACER UNIQUEMENT PAR UN(DES) FUSIBLE(S) DE MEME TYPE ET DE MEME CARIBRE. CAUTION FOR CONTINUED PROTECTION AGAINST FIRE HAZARD, REPLACE ONLY WITH SAME TYPE AND RATING FUSES.

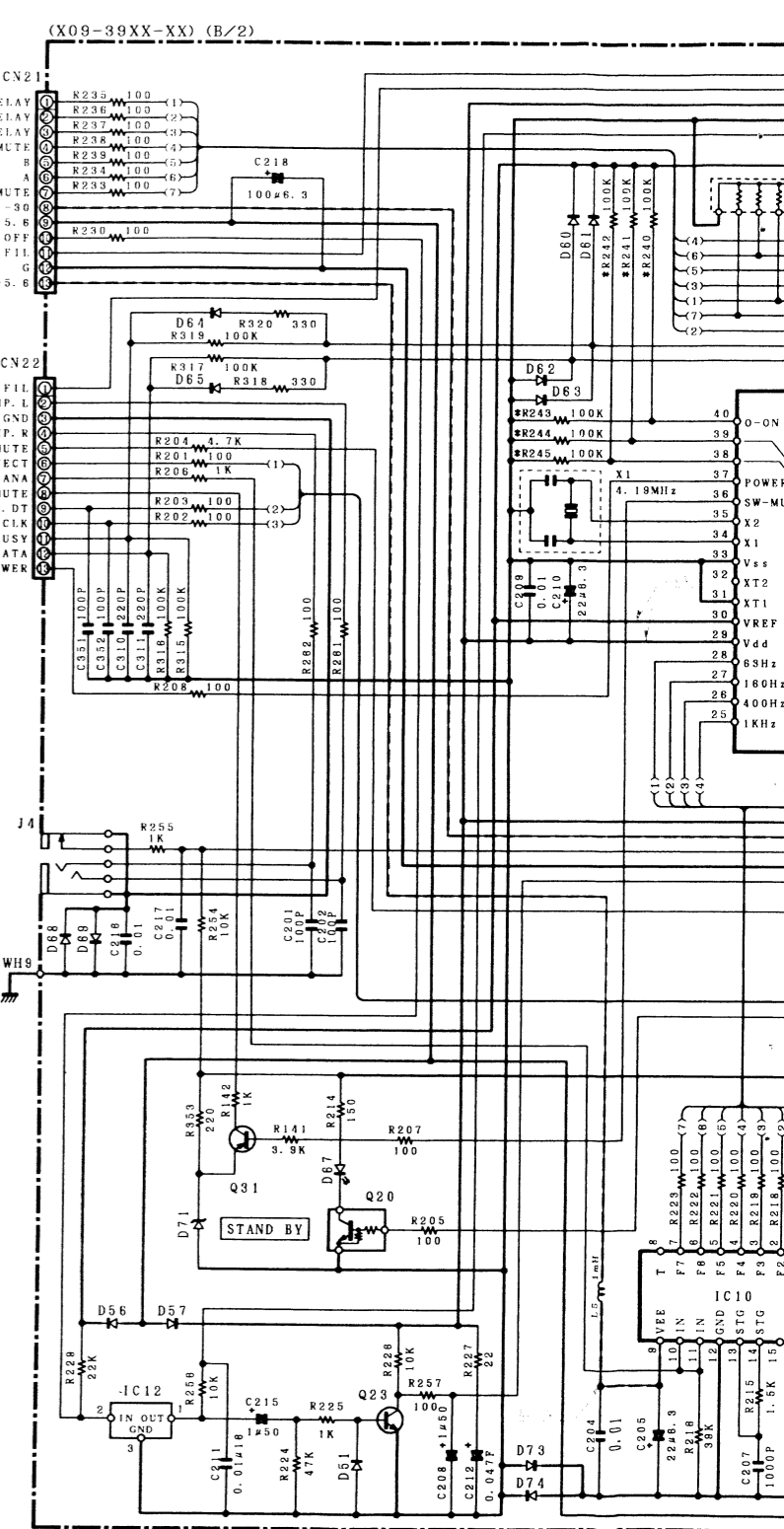
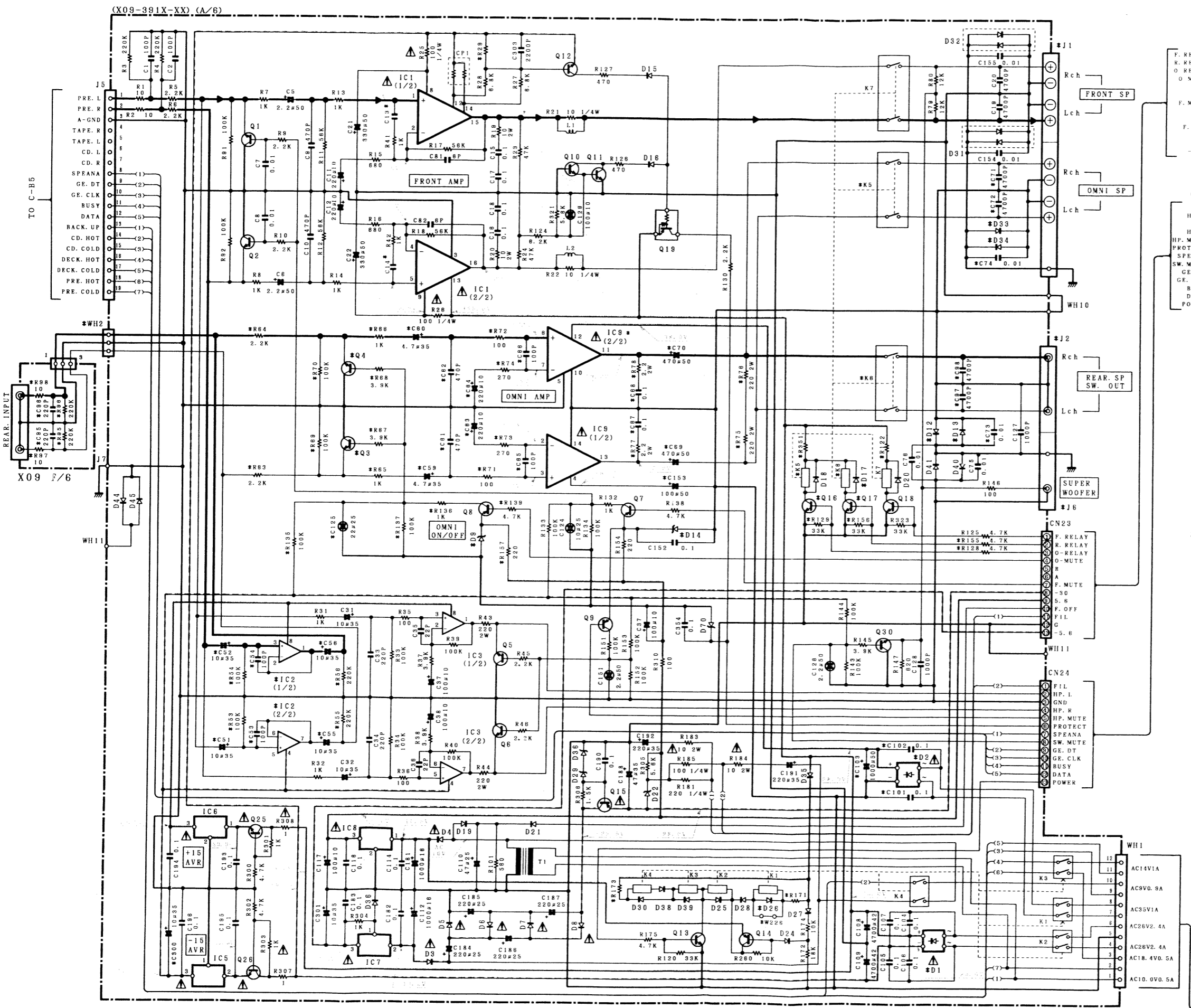


AC 220-240V ~ AC 110-120V ~



CONNECT WITH C-B5 SURROUND SPEAKERS (8-16Ω) (J,K,P TYPE) (T TYPE (B-B5)) SUPER WOOFER PRE OUT

+ R - L + FRONT SPEAKERS (6-16Ω)



		Ref NO	IC2	Q16	Q3,4	D2,9	D33	C51~	C59~70,
		ABB.				D17, 26	D34	C56	98, 101-125, 153
B-B5 (X09-390)	JAPAN MADE	1-01	P	NO	NO	NO	NO	NO	NO
		0-21	Y, M	YES	NO	YES	YES	NO	YES
		0-71	X	YES	NO	YES	YES	NO	YES
B-B5 (X09-391)	SINGAPORE MADE	0-10	K, P	NO	NO	NO	NO	NO	NO
		0-21	Y, M	YES	NO	YES	YES	NO	YES
		0-71	X	YES	NO	YES	YES	NO	YES
B-B7 (X09-391)	SINGAPORE MADE	2-71	T	NO	NO	NO	NO	NO	NO
		0-11	K, P	NO	YES	YES	YES	YES	NO
		0-22	X	NO	YES	YES	YES	YES	NO
MALAYSIA MADE	2-72	T, E	NO	YES	YES	YES	YES	NO	YES
	0-11	K, P	NO	YES	YES	YES	YES	NO	YES

PARTS LIST

NO.4
 * New Parts:
 Parts without Parts No. are not supplied.
 Les articles non mentionnés dans le Parts No. ne sont pas fournis.
 Teile ohne Parts No. werden nicht geliefert.

Ref. No. 参照番号	Address 位置	New Parts 新部品	Parts No. 部品番号	Description 部品名 / 規格	Desti- nation 国番号	Re- marks 備考
C181			CE04KW1C102M	ELECTRØ 1000UF	J	
C181			CE04LW1C102M	ELECTRØ 1000UF	S	
C182, 183			CF92FV1H104J	MF 0.10UF	J	
C184-187			CE04KW1E221M	ELECTRØ 220UF	S	
C184-187			CE04LW1E221M	ELECTRØ 220UF	S	
C188			CE04KW1V470M	ELECTRØ 47UF	J	
C188			CE04LW1V470M	ELECTRØ 47UF	S	
C190			CF92FV1H104J	MF 0.10UF	J	
C191, 192			CE04DW1V221M	ELECTRØ 220UF	J	
C193-196			CF92FV1H104J	MF 0.10UF	J	
C201, 202			C91-0757-05	CERAMIC 1000PF	K	
C203			C90-3503-05	ALUMINIUM ELECTROLYTIC C.		
C204			C91-0769-05	CERAMIC 0.01UF	K	
C205			C90-3503-05	ALUMINIUM ELECTROLYTIC C.		
C206			C91-0769-05	CERAMIC 0.01UF	K	
C207			CF92FV1H102J	MF 1000PF	J	
C208			C90-3505-05	ALUMINIUM ELECTROLYTIC C.		
C209			C91-0769-05	CERAMIC 0.01UF	K	
C210			C90-3503-05	ALUMINIUM ELECTROLYTIC C.		
C211			C91-0769-05	CERAMIC 0.01UF	K	
C212			C90-1827-05	BACKUP 0.047F	5.5WV	
C213			C91-0769-05	CERAMIC 0.01UF	K	5
C216, 217			C91-0769-05	CERAMIC 0.01UF	K	7
C218			C90-3214-05	ELECTRØ 1000UF	6.3WV	
C252			C91-0769-05	CERAMIC 0.01UF	K	5
C355			C90-3505-05	ALUMINIUM ELECTROLYTIC C.		
C300, 301			CE04KW1V100M	ELECTRØ 10UF	35WV	J
C303			CE04LW1V100M	ELECTRØ 10UF	35WV	S
C310, 311			CK45FF1H22K	CERAMIC 2200PF	K	
C310, 311			C91-0749-05	CERAMIC 220PF	K	
C350			CE04KW1A101M	ELECTRØ 100UF	10WV	J
C350			CE04LW1A101M	ELECTRØ 100UF	10WV	S
C351, 352			CE04DW1A101M	ELECTRØ 100UF	K	
C354			CF92FV1H104J	MF 0.10UF	J	
J1		*	E70-0032-05	LOCK TERMINAL BOARD SPEAKERS	KPTE	5
J2		*	E63-0017-05	PHONO JACK SURROUND S.S WØØFER		7
J2		*	E63-0096-05	PHONO JACK SURROUND S.S WØØFER	YMX	5
J2		*	E63-0096-05	PHONO JACK SURROUND S.S WØØFER		7
J3			E13-0223-05	PHONO JACK REAR INPUT		
J4			E11-0234-05	PHONE JACK HEAD PHONES		
J5			E58-0006-05	RECTANGULAR RECEPTACLE BLACK		
650	1C		F20-1371-05	INSULATING SHEET	YMX	5
651	1C		F20-1384-05	INSULATING SHEET		
651	1C		F20-1384-05	INSULATING SHEET		
A, F1, 2			F06-4025-05	FUSE (SEMØ) (250V T4A)	M	7
A, F1, 2			F06-4025-05	FUSE (SEMØ) (250V T4A)	YM	5
A, F2			F05-4028-05	FUSE (UL) (125V 4A)	KP	
A, F2			F04-4025-05	FUSE (SEMØ) (250V T2A)	XTE	5
A, F3			F04-2025-05	FUSE (UL) (250V 2A)	KP	
A, F3			F06-2021-05	FUSE (UL) (250V 2A)	YM	5
A, F3			F06-2021-05	FUSE (SEMØ) (250V T2A)	MXTE	7
A, F4			F05-1623-05	FUSE (SEMØ) (250V T1.6A)	YXTE	7
A, F4			F05-1623-05	FUSE (SEMØ) (250V T1.6A)	MXTE	5
A, F4			F05-1628-05	FUSE (UL) (250V 1.6A)	KP	

J: JAPAN MADE
 S: SINGAPORE MADE
 W: MALAYSIA MADE
 5: B-B5
 7: B-B7
 K: USA
 T: England
 X: Australia
 L: Scandinavia
 Y: PX (Far East, Hawaii)
 Y: AFES (Europe)
 P: Canada
 E: Europe
 M: Other Areas
 indicates safety critical components

NO.3
 * New Parts:
 Parts without Parts No. are not supplied.
 Les articles non mentionnés dans le Parts No. ne sont pas fournis.
 Teile ohne Parts No. werden nicht geliefert.

Ref. No. 参照番号	Address 位置	New Parts 新部品	Parts No. 部品番号	Description 部品名 / 規格	Desti- nation 国番号	Re- marks 備考
C51, 52			CE04LW1V100M	ELECTRØ 10UF	35WV	5S
C53, 54			CC45FSL1H101J	CERAMIC 100PF	J	5S
C55			CE04KW1V100M	ELECTRØ 10UF	35WV	5S
C55, 56			CE04LW1V100M	ELECTRØ 10UF	35WV	5S
C59, 60			CE04KW1H4R7M	ELECTRØ 4.7UF	50WV	J
C59, 60			CE04LW1H4R7M	ELECTRØ 4.7UF	35WV	5S
C61, 62			CK45FB1H471K	CERAMIC 470PF	K	5S
C63, 64			CE04KW1A221M	ELECTRØ 220UF	10WV	5J
C63, 64			CE04LW1A221M	ELECTRØ 220UF	10WV	5S
C65, 66			CC45FSL1H101J	CERAMIC 100PF	J	5S
C65, 66			CC45FSL1H101J	CERAMIC 100PF	J	5S
C67, 68			CF92FV1H104J	MF 0.10UF	J	5S
C67, 68			CF92FV1H104J	MF 0.10UF	J	5S
C69, 70			CE04KW1V471M	ELECTRØ 470UF	35WV	7S
C69, 70			CE04LW1V471M	ELECTRØ 470UF	35WV	5S
C69, 70			CE04KW1V471M	ELECTRØ 470UF	35WV	7S
C71, 72			CK45FF1H472Z	CERAMIC 4700PF	Z	7S
C73			C91-0757-05	CERAMIC 1000PF	K	7
C73			C91-0757-05	CERAMIC 1000PF	K	7
C74, 75			C91-0769-05	CERAMIC 0.01UF	K	5
C95, 96			CC45FSL1H221J	CERAMIC 220PF	J	7
C97, 98			CK45FF1H472Z	CERAMIC 4700PF	Z	7
C97, 98			CK45FF1H472Z	CERAMIC 4700PF	Z	7
C101, 102			CF92FV1H104J	MF 0.10UF	J	5
C101, 102			CF92FV1H104J	MF 0.10UF	J	7
C103			CE04KW1H102M	ELECTRØ 1000UF	50WV	5J
C103			CE04LW1H102M	ELECTRØ 1000UF	50WV	7
C104-107			CF92FV1H104J	MF 0.10UF	J	
C108, 109		*	C90-1966-05	ELECTRØ 4700UF	42WV	5
C108, 109		*	C90-3518-05	ELECTRØ 4700UF	42WV	7
C108, 109			C90-3518-05	ELECTRØ 4700UF	42WV	5
C110			CE04KW1E470M	ELECTRØ 47UF	25WV	J
C110			CE04LW1E470M	ELECTRØ 47UF	25WV	S
C112			CF92FV1H104J	MF 0.10UF	J	
C114			CF92FV1H104J	MF 0.10UF	J	
C116			CE04KW1A101M	ELECTRØ 100UF	10WV	J
C117			CE04LW1A101M	ELECTRØ 100UF	10WV	S
C124			CE04HW1E100M	NP-ELEC 25WV		7
C125			CE04HW1E200M	NP-ELEC 25WV		7
C125			CE04HW1E200M	NP-ELEC 25WV		5
C126			CE04HW1H2R2M	NP-ELEC 2.2UF	50WV	
C128			CK45FB1H102K	CERAMIC 1000PF	K	7
C129			CE04HW1A101M	NP-ELEC 100UF	10WV	
C131-134			CK45FF1H103Z	CERAMIC 0.010UF	Z	
C135			C91-1439-05	FLM 0.01UF	250VAC	
C151			CE04HW1H2R2M	NP-ELEC 2.2UF	50WV	
C152			CF92FV1H104J	MF 0.10UF	J	7
C153			CE04LW1H101M	ELECTRØ 100UF	50WV	5
C153			CF92FV1H104J	ELECTRØ 100UF	50WV	7
C154, 155			CF92FV1H104J	MF 0.10UF	J	
C150			CF92FV1H104J	MF 0.10UF	J	5

J: JAPAN MADE
 S: SINGAPORE MADE
 W: MALAYSIA MADE
 5: B-B5
 7: B-B7
 K: USA
 T: England
 X: Australia
 L: Scandinavia
 Y: PX (Far East, Hawaii)
 Y: AFES (Europe)
 P: Canada
 E: Europe
 M: Other Areas
 indicates safety critical components

PARTS LIST

NO.6

✖ New Parts
Parts without Parts No. are not supplied.
Les articles non mentionnés dans le Parts No. ne sont pas fournis
Teile ohne Parts No. werden nicht geliefert.

Ref. No. 参照番号	Address 位置	Address New Parts 位置新	Parts No. 部品番号	Description 部品名 / 規格	Desti- nation 向標	Re- marks 備考
K2 -4			S51-2094-05	MAGNETIC RELAY	KPTE	5
K5 -7			S76-0005-05	MAGNETIC RELAY	YMX	7
K6 ,7			S76-0005-05	MAGNETIC RELAY	KPTE	5
K7			S76-0005-05	MAGNETIC RELAY	KPTE	5
S1			S40-1064-05	PUSH SWITCH	YMX	7
S1 ,2			S40-1064-05	PUSH SWITCH	YMX	5
S3			S40-1064-05	PUSH SWITCH	YMX	7
S5			S40-1064-05	PUSH SWITCH	YMX	5
S5			S40-1064-05	PUSH SWITCH	YMX	5
S6			S40-1064-05	PUSH SWITCH	YMX	7
S7 -25			S40-1064-05	PUSH SWITCH	YMX	5
S7			S40-1064-05	PUSH SWITCH	YMX	5
S8 -25			S40-1064-05	PUSH SWITCH	YMX	7
S8			S40-1064-05	PUSH SWITCH	YMX	5
S26			S62-0001-05	SLIDE SWITCH	YMX	5
S26			S62-0001-05	SLIDE SWITCH	YMX	5
D1			D35BA20F03	DIODE	KPTE	5
D1			RBV-402LFA	DIODE	KPTE	5
D1 ,2			D35BA20F03	DIODE	YMX	7
D1 ,2			D35BA20F03	DIODE	YMX	7
D1 ,2			RBV-402LFA	DIODE	YMX	7
D1 ,2			RBV-402LFA	DIODE	YMX	5
D3 -8			SS688B	DIODE	YMX	5
D3 -8			1SR139-100	DIODE	YMX	5
D9			HZS3.9N(B2)	ZENER DIODE	YMX	5
D9			RD3.9ES(B2)	ZENER DIODE	YMX	5
D12 ,13			HSS104	DIODE	YMX	7
D12 ,13			HSS104	DIODE	YMX	7
D12 ,13			1SS133	DIODE	YMX	5
D12 ,13			1SS133	DIODE	YMX	5
D14			HZS3.9N(B2)	ZENER DIODE	YMX	7
D14			RD3.9ES(B2)	ZENER DIODE	YMX	5
D15 -17			HSS104	DIODE	YMX	5
D15 -17			1SS133	DIODE	YMX	5
D15 -18			HSS104	DIODE	YMX	7
D15 -18			1SS133	DIODE	YMX	7
D15 ,16			HSS104	DIODE	KPTE	5
D15 ,16			1SS133	DIODE	KPTE	5
D19			SS688B	DIODE	YMX	5
D19			1SR139-100	DIODE	YMX	5
D20			HSS104	DIODE	YMX	5
D20			1SS133	DIODE	YMX	5
D21			RB721W	DIODE	YMX	7
D22			HZS13N(B2)	ZENER DIODE	YMX	7
D22			RD1.9ES(B2)	ZENER DIODE	YMX	7
D24 -28			HSS104	DIODE	YMX	5
D24 -28			1SS133	DIODE	YMX	7
D24 -28			1SS133	DIODE	YMX	5
D24 ,25			HSS104	DIODE	KPTE	5
D24 ,25			1SS133	DIODE	KPTE	5
D27 ,28			HSS104	DIODE	KPTE	5
D27 ,28			1SS133	DIODE	KPTE	5
D29			HZS15N(B2)	ZENER DIODE	YMX	5

L:Scandinavia
K:USA
P:Canada
T:England
Y:AFES(Europe)
X:Australia
M:Other Areas

J:JAPAN MADE
S:SINGAPORE MADE
W:MALAYSIA MADE
5:B-B5
7:B-B7

△ indicates safety critical components

NO.5

✖ New Parts
Parts without Parts No. are not supplied.
Les articles non mentionnés dans le Parts No. ne sont pas fournis
Teile ohne Parts No. werden nicht geliefert.

Ref. No. 参照番号	Address 位置	Address New Parts 位置新	Parts No. 部品番号	Description 部品名 / 規格	Desti- nation 向標	Re- marks 備考
F5			F05-2526-05	FUSE (SEMK0)	YMX	7
F5			F05-2526-05	FUSE (SEMK0)	YMX	5
F6			F06-2526-05	FUSE (UL)	KPTE	7
F6 ,7			F05-4028-05	FUSE (SEHK0)	YMXTE	7
F6 ,7			F05-4028-05	FUSE (UL)	KP	7
F6 ,7			F06-4028-05	FUSE (SEMK0)	YMXTE	5
F8 ,9			F05-1623-05	FUSE (SEMK0)	YMXTE	5
F8 ,9			F05-1623-05	FUSE (UL)	KP	5
F8 ,9			F05-1628-05	FUSE (UL)	KP	5
CN3 -20			J13-0075-05	FUSE CLIP	M	7
CN3 -20			J13-0075-05	FUSE CLIP	YMX	5
CN3 ,4			J13-0075-05	FUSE CLIP	KPTE	5
CN3 ,4			J13-0075-05	FUSE CLIP	KPTE	5
CN7 -10			J13-0075-05	FUSE CLIP	KPTE	5
CN7 -20			J13-0075-05	FUSE CLIP	YMX	7
CN7 -20			J13-0075-05	FUSE CLIP	YMX	5
CN13-20			J13-0075-05	FUSE CLIP	KPTE	5
L1 ,2			L39-0086-05	PHASE COMPENSATION COIL	YMX	7
L4 ,5			L40-1031-14	SMALL FLYBACK INDUCTOR (1.0MH, K)	YMX	5
T1			L67-0822-05	POWER TRANSFORMER	YMX	5
X1			L76-0287-05	RESONATOR (4.194MHZ)	YMX	5
A	IC		N09-0333-05	TAPPING SCREW (3X12)	YMX	7
A	IC		N09-0333-05	TAPPING SCREW (3X12)	YMX	5
B	IC		N09-1236-05	TAPPING SCREW (3X16)	YMX	5
D	IC		N09-3008-45	BINDING HEAD TAPPLITE SCREW	YMX	5
CP1			R90-0826-05	MULTI-COMP	YMX	7
CP2			R90-0826-05	MULTI-COMP	YMX	5
CP5			R90-0803-05	MULTI-COMP	YMX	7
R19 ,20			RS14KB3D100J	FL-PROOF RS 100	YMX	7
R25 ,26			RD14NB2E101J	RD	YMX	5
R43 ,44			RS14KB3D221J	FL-PROOF RS 220	YMX	7
R75 ,76			RS14KB3D221J	FL-PROOF RS 220	YMX	5
R77 ,78			RS14KB3D2R2J	FL-PROOF RS 2.2	YMX	7
R77 ,78			RS14KB3D2R2J	FL-PROOF RS 2.2	YMX	5
R122			RS14KB3D331J	FL-PROOF RS 330	YMX	5
R171			RS14KB3D1R0J	FL-PROOF RS 1.0	YMX	7
R171			RS14KB3D1S1J	FL-PROOF RS 1.5	YMX	5
R171			RS14KB3D20J	FL-PROOF RS 20	YMX	7
R171			RS14KB3D471J	FL-PROOF RS 470	YMX	5
R173			RS14KB3D1R0J	FL-PROOF RS 1.0	YMX	5
R173			RS14KB3D1S1J	FL-PROOF RS 1.5	YMX	7
R173			RS14KB3D1R1J	FL-PROOF RS 1.8	YMX	5
R173			RS14KB3D20J	FL-PROOF RS 20	YMX	7
R181			RD14NB2E221J	RD	YMX	5
R183 ,184			RS14KB3D100J	FL-PROOF RS 100	YMX	7
R185			RD14NB2E221J	RD	YMX	5
R305			RS14KB3A562J	FL-PROOF RS 5.6K	YMX	7
R322			RZ2-0173-05	RC 2.2M	YMX	7
R351			RS14KB3D121J	FL-PROOF RS 120	YMX	7
R351			RS14KB3D121J	FL-PROOF RS 120	YMX	5
K1 -4			SS1-2094-05	MAGNETIC RELAY	YMX	7
K1 -4			SS1-2094-05	MAGNETIC RELAY	YMX	5

L:Scandinavia
K:USA
P:Canada
T:England
Y:AFES(Europe)
X:Australia
M:Other Areas

J:JAPAN MADE
S:SINGAPORE MADE
W:MALAYSIA MADE
5:B-B5
7:B-B7

△ indicates safety critical components

PARTS LIST

NO.8

Ref. No. 参照番号	Address 位 置	Parts No. 部 品 番 号	Description 部 品 名 / 規 格	Desti- nation 向 備 考	Re- marks 備 考
Q7		2SA933S(Q,R)	TRANSISTOR	KPTE	5
Q7	-9	2SA1048(Y,GR)	TRANSISTOR	YMX	5
Q7	-9	2SA1175(F,E)	TRANSISTOR	YMX	5
Q7	-9	2SA1175(F,E)	TRANSISTOR	YMX	5
Q7	-9	2SA1309A(G,R)	TRANSISTOR	YMX	5
Q7	-9	2SA933S(Q,R)	TRANSISTOR	YMX	7
Q7	-9	2SA933S(Q,R)	TRANSISTOR	YMX	5
Q9		2SA1175(F,E)	TRANSISTOR	KPTE	5
Q9		2SA933S(Q,R)	TRANSISTOR	KPTE	5
Q10, 11		2SC2003(L,K)	TRANSISTOR		
Q12		2SC1845(F,E)	TRANSISTOR		
Q13		2SC2003(L,K)	TRANSISTOR		
Q14		2SA954(L,K)	TRANSISTOR		
Q15		2SB1370(E,F)	TRANSISTOR		
Q15		2SB1375	TRANSISTOR		
Q16-18		2SC2003(L,K)	TRANSISTOR		7
Q17, 18		2SC2003(L,K)	TRANSISTOR		5
Q19		DTA124ES	DIGITAL TRANSISTOR		5
Q19		UN4112	DIGITAL TRANSISTOR		
Q20		DTC124ES	DIGITAL TRANSISTOR		
Q20		UN4212	DIGITAL TRANSISTOR		
Q21-23		2SG4038(Q,R)	TRANSISTOR		
Q25		2SC3940A	TRANSISTOR		
Q26		2SA1534A	TRANSISTOR		
Q30		2SC29878(B)	TRANSISTOR		
Q31		2SA1561(Q,R)	TRANSISTOR		

L:Scandinavia
Y:PX(Far East, Hawaii)
Y:AF(E:Europe)
K:USA
T:England
X:Australia
P:Canada
E:Europe
M:Other Areas
J:JAPAN MADE
S:SINGAPORE MADE
W:MALAYSIA MADE
5:B-B5
7:B-B7

* New Parts
Parts without Parts No. are not supplied.
Les articles non mentionnés dans le Parts No. ne sont pas fournis.
Teile ohne Parts No. werden nicht geliefert.

NO.7

Ref. No. 参照番号	Address 位 置	Parts No. 部 品 番 号	Description 部 品 名 / 規 格	Desti- nation 向 備 考	Re- marks 備 考
D29		RD15ES(B2)	ZENER DIODE		7
D30		HSS104	DIODE		5
D31		JSS133	DIODE		5
D31, 32		RA177	DIODE		5
D33, 34		HSS104	DIODE		5
D33, 34		JSS133	DIODE		5
D34		HSS104	DIODE		5
D34		JSS133	DIODE		5
D35		SS688B	DIODE		
D35		1SR139-100	DIODE		
D36		HSS104	DIODE		
D36		JSS133	DIODE		
D37		HZS15N(B2)	ZENER DIODE		
D37		RD15ES(B2)	ZENER DIODE		
D38-45		HSS104	DIODE		
D38-45		JSS133	DIODE		
D50-66		HSS104	DIODE		
D50-66		JSS133	DIODE		
D68, 69		HSS104	DIODE		
D68, 69		JSS133	DIODE		
D70		HZS4, 7N(B2)	ZENER DIODE		
D70		RD4, 7ES(B2)	ZENER DIODE		
D71		HZS3, 9N(B2)	ZENER DIODE		
D71		RD3, 9ES(B2)	ZENER DIODE		
D72		HSS104	DIODE		5
D72		JSS133	DIODE		5
D72-74		HSS104	DIODE		7
D72-74		JSS133	DIODE		7
E01		B1175GK	INDICATOR TUBE	KPYMX	5
IC1		STR401-061	IC(CAF POWER AMP/35W)		
IC1		STK401-071	IC(CAF POWER AMP/40WX2)	KPMX	7
IC1		STK401-261	IC(CAF POWER AMP/35W)	TE	5
IC1		STK401-271	IC(CAF POWER AMP/40WX2)	TE	5
IC2, 3		NJM45650-D	IC(OP AMP X2)	YMX	7
IC2, 3		NJM45650-D	IC(OP AMP X2)		5
IC3		NJM45650-D	IC(OP AMP X2)	KPTE	5
IC5		TA7901SS	IC(VOLTAGE REGULATOR/ -15V)		
IC5		UPC7915HF	IC(VOLTAGE REGULATOR/ -15V)		
IC6		TA7815S	IC(VOLTAGE REGULATOR/ +15V)		
IC6		UPC7815AHF	IC(VOLTAGE REGULATOR/ +15V)		
IC7		TA7900SS	IC(VOLTAGE REGULATOR/ -5V)		
IC7		UPC7905HF	IC(VOLTAGE REGULATOR/ -5V)		
IC8		AN780575F	IC(VOLTAGE REGULATOR/+5.75V)		
IC8		TA780575	IC(VOLTAGE REGULATOR/+5.75V)		
IC9		LA4280	IC(CAF POWER AMP/10WX2)		7
IC9		LA4280	IC(CAF POWER AMP/10WX2)		5
IC10		XR-1091ECP	IC(GE FILTER)	YMX	
IC11		UPD780426F-038	IC(MICROPROCESSOR)		
IC12		MN1381-R(TA)	IC(VOLTAGE DETECT)		5
IC12		S-80740AL	IC(VOLTAGE DETECTOR)		
Q1-6		2SC2878(B)	TRANSISTOR	YMX	7
Q1-6		2SC2878(B)	TRANSISTOR	KPTE	5
Q1, 2		2SC2878(B)	TRANSISTOR	KPTE	5
Q5, 6		2SC2878(B)	TRANSISTOR	KPTE	5
Q7		2SA1175(F,E)	TRANSISTOR	KPTE	5

L:Scandinavia
Y:PX(Far East, Hawaii)
Y:AF(E:Europe)
K:USA
T:England
X:Australia
P:Canada
E:Europe
M:Other Areas
J:JAPAN MADE
S:SINGAPORE MADE
W:MALAYSIA MADE
5:B-B5
7:B-B7

* New Parts
Parts without Parts No. are not supplied.
Les articles non mentionnés dans le Parts No. ne sont pas fournis.
Teile ohne Parts No. werden nicht geliefert.

B-B5/B7

SPECIFICATIONS

(For U.K. and Europe)

(B-B5)

Power amplifier section
Rated power output

(IEC / NF) 30 W + 30 W
(63 Hz ~ 12.5 kHz, 0.7 % THD, 6 Ω)
(DIN) 32 W + 32 W (1 kHz, 6 Ω)
Total harmonic distortion
Frequency response 0.7 % (40 Hz ~ 20 kHz, 30 W, 6 Ω)
Signal to noise ratio 20 Hz ~ 70 kHz, + 0 dB, - 1.0 dB
Input sensitivity / Impedance 105 dB (IHF'66)
Output level / Impedance 200 mV / 47 kΩ
SUPER WOOFER PRE OUT 2.0 V / 600 Ω

Graphic equalizer section

Individual channel 63 Hz, 160 Hz, 400 Hz,
1 kHz, 2.5 kHz, 6.3 kHz, 16 kHz
Equalizer characteristic variable range
..... ± 10 dB

[General]

Power consumption 110 W
Dimensions W: 270 mm (10-5 / 8")
H: 120 mm (4-3 / 4")
D: 319 mm (12-9 / 16")
Weight (net) 5.8 kg (12.8 lb)

(B-B7)

Power amplifier section
Rated power output

(DIN) 32 W + 32 W (1 kHz, 6 Ω)
Total harmonic distortion
Frequency response 0.7 % (40 Hz ~ 20 kHz, 32 W, 6 Ω)
Signal to noise ratio 25 Hz ~ 70 kHz, + 0 dB, - 1.0 dB
Input sensitivity / Impedance 105 dB (IHF'66)
..... 200 mV / 47 kΩ

Graphic equalizer section

Individual channel 63 Hz, 160 Hz, 400 Hz,
1 kHz, 2.5 kHz, 6.3 kHz, 16 kHz
Equalizer characteristic variable range
..... ± 10 dB

[General]

Power consumption 120 W
Dimensions W: 270 mm (10-5 / 8")
H: 120 mm (4-3 / 4")
D: 319 mm (12-9 / 16")
Weight (net) 5.8 kg (12.8 lb)

B-B5/B7

SPECIFICATIONS

(For other countries)

(B-B5)

Power amplifier section
Rated power output

FRONT 30 W + 30 W (EIAJ, 6 Ω)
REAR 8 W + 8 W (EIAJ, 8 Ω)

Total harmonic distortion

..... 0.09 % (1kHz, 1/2 Rated power, 6 Ω)

Frequency response

..... 20 Hz ~ 70 kHz, + 0 dB, - 1.0 dB

Signal to noise ratio

..... 105 dB (IHF'66)

Input sensitivity / Impedance

..... 200 mV / 47 kΩ

Output level / Impedance

SUPER WOOFER PRE OUT 2.0 V / 600 Ω

Graphic equalizer section

Individual channel 63 Hz, 160 Hz, 400 Hz,
1 kHz, 2.5 kHz, 6.3 kHz, 16 kHz

Equalizer characteristic variable range

..... ± 10 dB

[General]

Power consumption 110 W

Dimensions

W: 270 mm (10-5 / 8")

H: 120 mm (4-3 / 4")

D: 319 mm (12-9 / 16")

Weight (net) 5.8 kg (12.8 lb)

(B-B7)

Power amplifier section
Rated power output

FRONT 35 W + 35 W (EIAJ, 6 Ω)
REAR 12 W + 12 W (EIAJ, 8 Ω)

Total harmonic distortion

..... 0.09 % (1kHz, 1/2 Rated power, 8 Ω)

Frequency response

..... 20 Hz ~ 70 kHz, + 0 dB, - 1.0 dB

Signal to noise ratio

..... 105 dB (IHF'66)

Input sensitivity / Impedance

..... 200 mV / 47 kΩ

Graphic equalizer section

Individual channel 63 Hz, 160 Hz, 400 Hz,
1 kHz, 2.5 kHz, 6.3 kHz, 16 kHz

Equalizer characteristic variable range

..... ± 10 dB

[General]

Power consumption 120 W

Dimensions

W: 270 mm (10-5 / 8")

H: 120 mm (4-3 / 4")

D: 319 mm (12-9 / 16")

Weight (net) 5.8 kg (12.8 lb)

B-B5/B7

(For U.S.A. and Canada)

(B-B5)

Power amplifier section
Rated power output

28 watts per channel minimum RMS, both channels driven, at 6 Ω from 40 Hz to 20 kHz with no more than 0.4 % total harmonic distortion.

Total harmonic distortion

..... 0.4 % (40 Hz ~ 20 kHz, 28 W, 6 Ω)

Frequency response

..... 20 Hz ~ 70 kHz, + 0 dB, - 1.0 dB

Signal to noise ratio

..... 105 dB (IHF'66)

Input sensitivity / Impedance

..... 200 mV / 47 kΩ

Output level / Impedance

SUPER WOOFER PRE OUT 2.0 V / 600 Ω

Graphic equalizer section

Individual channel 63 Hz, 160 Hz, 400 Hz,
1 kHz, 2.5 kHz, 6.3 kHz, 16 kHz

Equalizer characteristic variable range

..... ± 10 dB

[General]

Power consumption 110 W

Dimensions

W: 270 mm (10-5 / 8")

H: 120 mm (4-3 / 4")

D: 319 mm (12-9 / 16")

Weight (net) 5.8 kg (12.8 lb)

(B-B7)

Power amplifier section
Rated power output

30 watts per channel minimum RMS, both channels driven, at 6 Ω from 40 Hz to 20 kHz with no more than 0.4 % total harmonic distortion.

REAR

10 watts per channel minimum RMS, both channels driven, at 8 Ω from 40 Hz to 20 kHz with no more than 0.4 % total harmonic distortion.

Total harmonic distortion

..... 0.2% (40 Hz ~ 20kHz, 30W, 6 Ω)

Frequency response

..... 25 Hz ~ 80 kHz, + 0 dB, - 1.0 dB

Signal to noise ratio

..... 105 dB (IHF'66)

Input sensitivity / Impedance

..... 200 mV / 47 kΩ

Graphic equalizer section

Individual channel 63 Hz, 160 Hz, 400 Hz,
1 kHz, 2.5 kHz, 6.3 kHz, 16 kHz

Equalizer characteristic variable range

..... ± 10 dB

[General]

Power consumption 120 W

Dimensions

W: 270 mm (10-5 / 8")

H: 120 mm (4-3 / 4")

D: 319 mm (12-9 / 16")

Weight (net) 5.8 kg (12.8 lb)

KENWOOD CORPORATION

Atsuta-ku, Aichi, Japan

KENWOOD U.S.A. CORPORATION

PO BOX 22745, 2201 East Dominguez St., Long Beach, CA 90801-5745, U.S.A.

555 Clark Drive, Mount Olive, New Jersey 07028 U.S.A.

Kenwood Electronics Canada, Ltd.

5000 Steeles Ave. East, Unit 10, Scarborough, Ontario M1V 5P2, Canada

KENWOOD ELECTRONICS CANADA INC.

5000 Steeles Ave. East, Unit 10, Scarborough, Ontario M1V 5P2, Canada, L5T 1S8

KENWOOD ELECTRONICS LATIN AMERICA S.A.

Carretera Interamericana, Km. 10.5, San Juan de los Rios, Panama

P.O. BOX 55-2791, Paseo 6 Plaza Chace, CI 47, Aquino de la Guardia, Panama

Republic of Panama

TRIO-KENWOOD U.K. LIMITED

Kenwood House, Dwight Road, Watford, Herts. WD1 8EE, United Kingdom

KENWOOD ELECTRONICS BENELUX N.V.

Meckensteeweg 416 B-1930 Zaventem, Belgium

KENWOOD ELECTRONICS DEUTSCHLAND GMBH

Rheinbrunn Str. 15, 63160 Heusenstamm, Germany

TRIO-KENWOOD FRANCE S.A.

13 Boulevard Ney, 75018 Paris, France

KENWOOD LINEAR S.p.A.

KENWOOD, ESPANA S.A.

Box 239, 08020 Badalona, Spain

KENWOOD ELECTRONICS AUSTRALIA PTY. LTD. A.C.N. 67-485-013

PO BOX 504, 8 Fingree Drive, Australia Centre, Hornsby, N.S.W. 2140, Australia

KENWOOD & LEE ELECTRONICS LTD.

Unit 37/12-3724, Level 37, Tower 1, Metroplaza, 223 Hing Fong Road

Kwai-Fong, N.T. Hong Kong

KENWOOD ELECTRONICS SINGAPORE PTE LTD

No. 1, Geylang Lane, # 07-01, Singapore 334

Kenwood follows a policy of continuous advancements in design. Component and circuitry are subject to modification to insure best operation under differing local conditions. This manual is based on the U.S.A. (IK) standard, and provides information on regional circuit modification through use of alternate schematic diagrams, and information on regional component variations through use of parts list.

Note:

Component and circuitry are subject to modification to insure best operation under differing local conditions. This manual is based on the U.S.A. (IK) standard, and provides information on regional circuit modification through use of alternate schematic diagrams, and information on regional component variations through use of parts list.