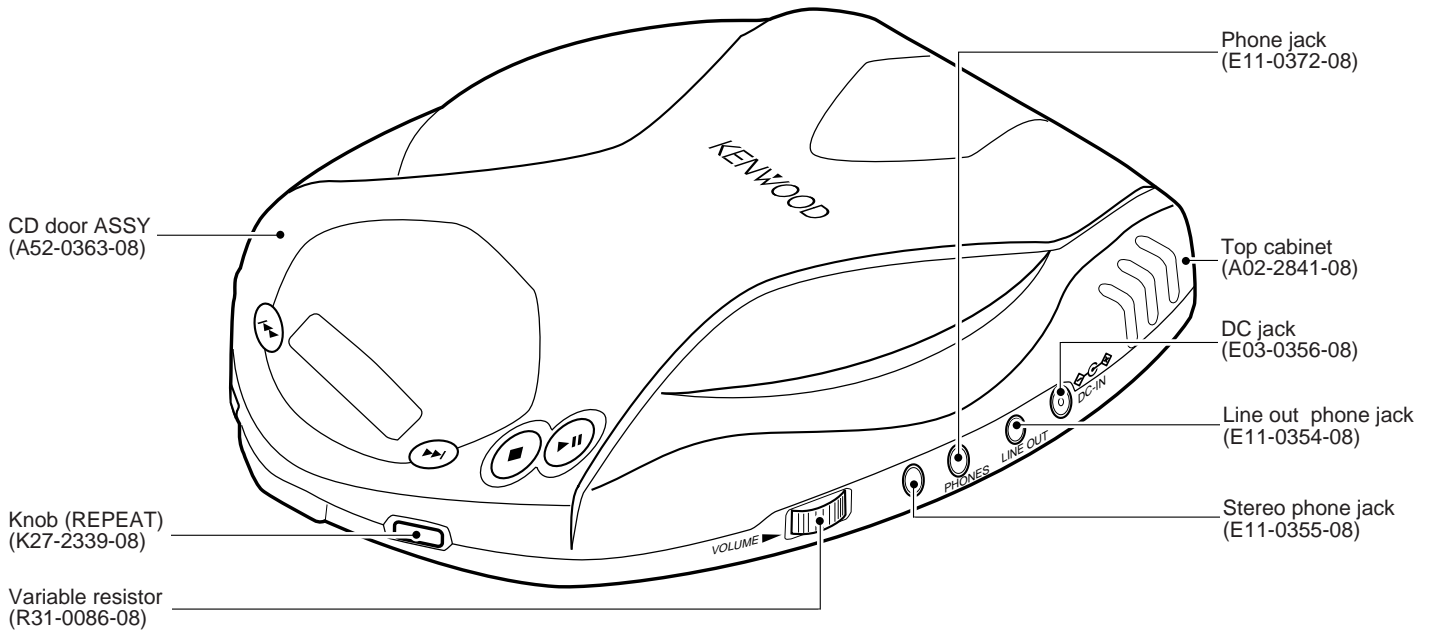


PORTABLE CD PLAYER
DPC-795
 SERVICE MANUAL

KENWOOD

© 1999-3/B51-5515-00 (K/K) 477



SPECIFICATIONS

Format

System Compact disc digital audio system

Laser Semiconductor laser

Audio

Frequency response 20 Hz to 20 kHz, ± 3 dB

PHONES output level (16 Ω , 1 kHz) 10 mW + 10 mW

Line output/impedance 0.6 Vrms/1 k Ω

Power supply

External DC supply 4.5V to 6 V DC

Rechargeable batteries (NB-88 or NB-130) x 2 or 4 DC 2.4 V

Commercially-available alkaline batteries (LR6/AA) x 2 or 4 DC 3 V

Battery life (continuous repeat playback)

(Figures inside parentheses show the performance when the D.A.S.C. is ON.)

Commercially-available alkaline batteries (LR6/AA) x 2 Approx. 12 (9.5) Hours

Commercially-available alkaline batteries (LR6/AA) x 4 Approx. 25 (20) Hours

Rechargeable batteries (NB-88) x 2 Approx. 5.5 (4.5) Hours

Alkaline batteries (LR6/AA) x 2 and rechargeable batteries (NB-88) x 2 Approx. 18 (15) Hours

Dimensions (W x H x D) 132 mm x 32.5 mm x 153 mm
 (5 - 3/16" x 1 - 1/4" x 6")

Weight (net) 272 g (9.6 oz)



1. KENWOOD follows a policy of continuous advancements in development. For this reason specifications may be changed without notice.
2. The full performance may not be exhibited in an extremely cold location (under a water-freezing temperature).

In compliance with Federal Regulations, following are reproductions of labels on, or inside the product relating to laser product safety.

KENWOOD-Corp. certifies this equipment conforms to DHHS Regulations No. 21 CFR 1040. 10, Chapter 1, Subchapter J.

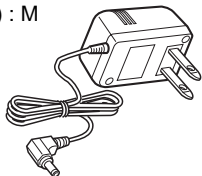
**DANGER : Laser radiation when open and interlock defeated.
 AVOID DIRECT EXPOSURE TO BEAM.**

DPC-795

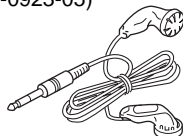
ACCESSORIES

Note: Please refer to Service Manual(B51-5451-00) about microprocessor.

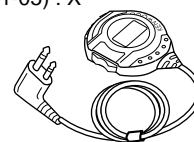
AC adapter(1)
(W08-0679-08) : X
(W08-0675-08) : M



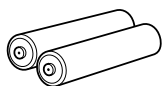
Innerphone(1)
(W01-0923-05)



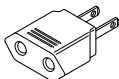
Remote control(1)
(A70-1190-05) : M
(A70-1171-05) : X



Rechargeable battery (NB-88)(1)
(W09-1240-05) : M
(W09-1235-05) : X

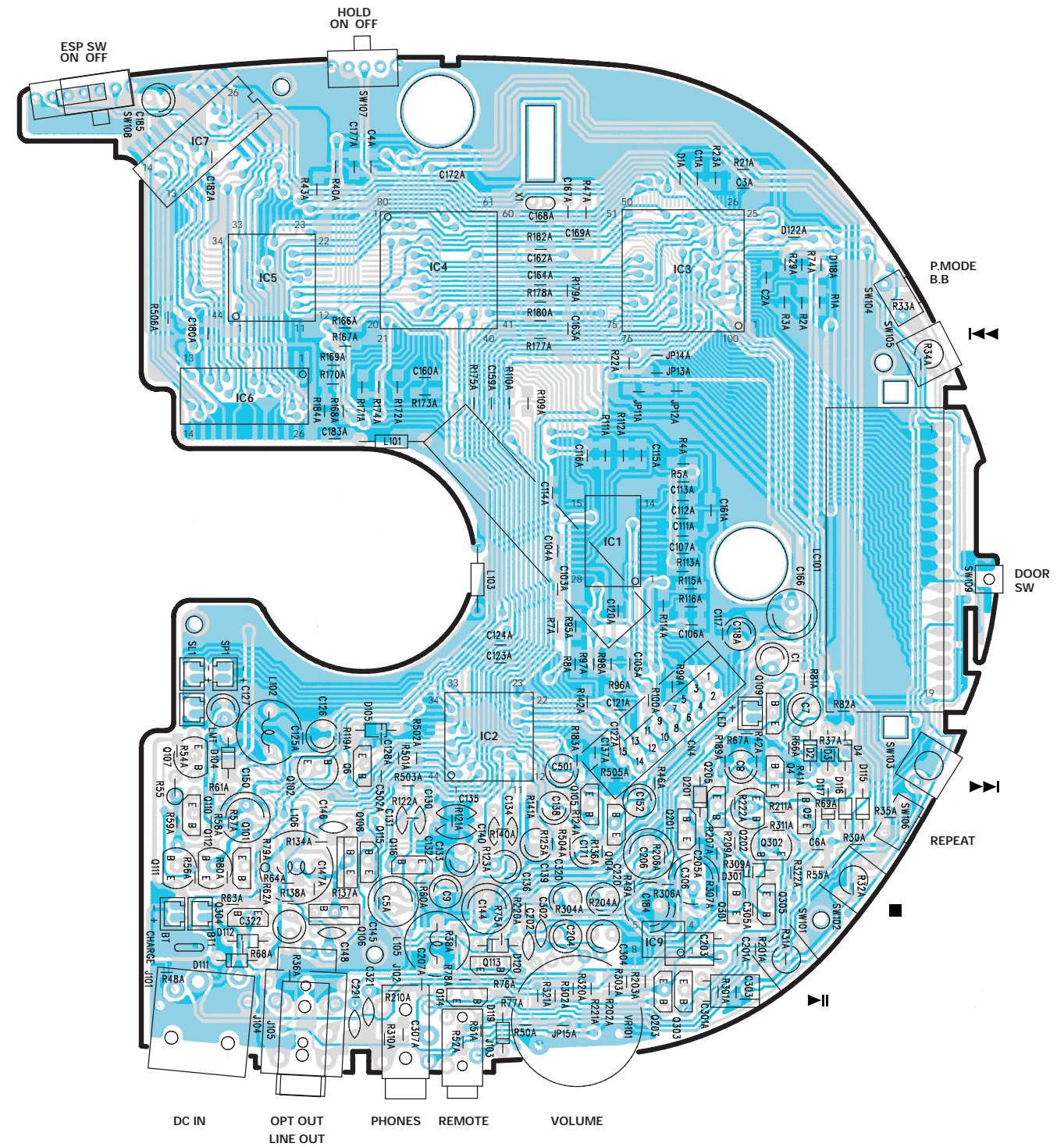
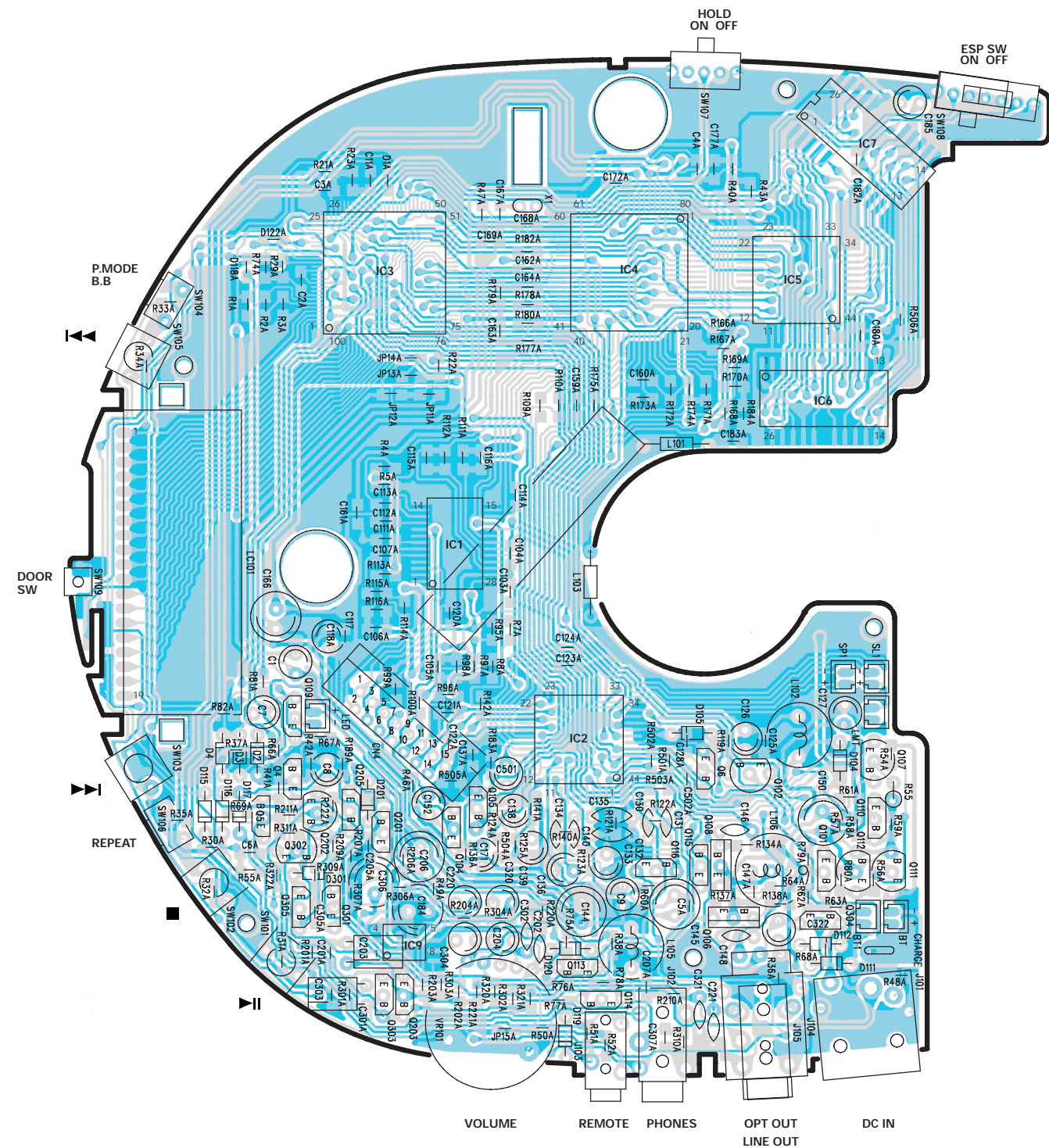


AC plug.....(1)
(E03-0115-05) : M



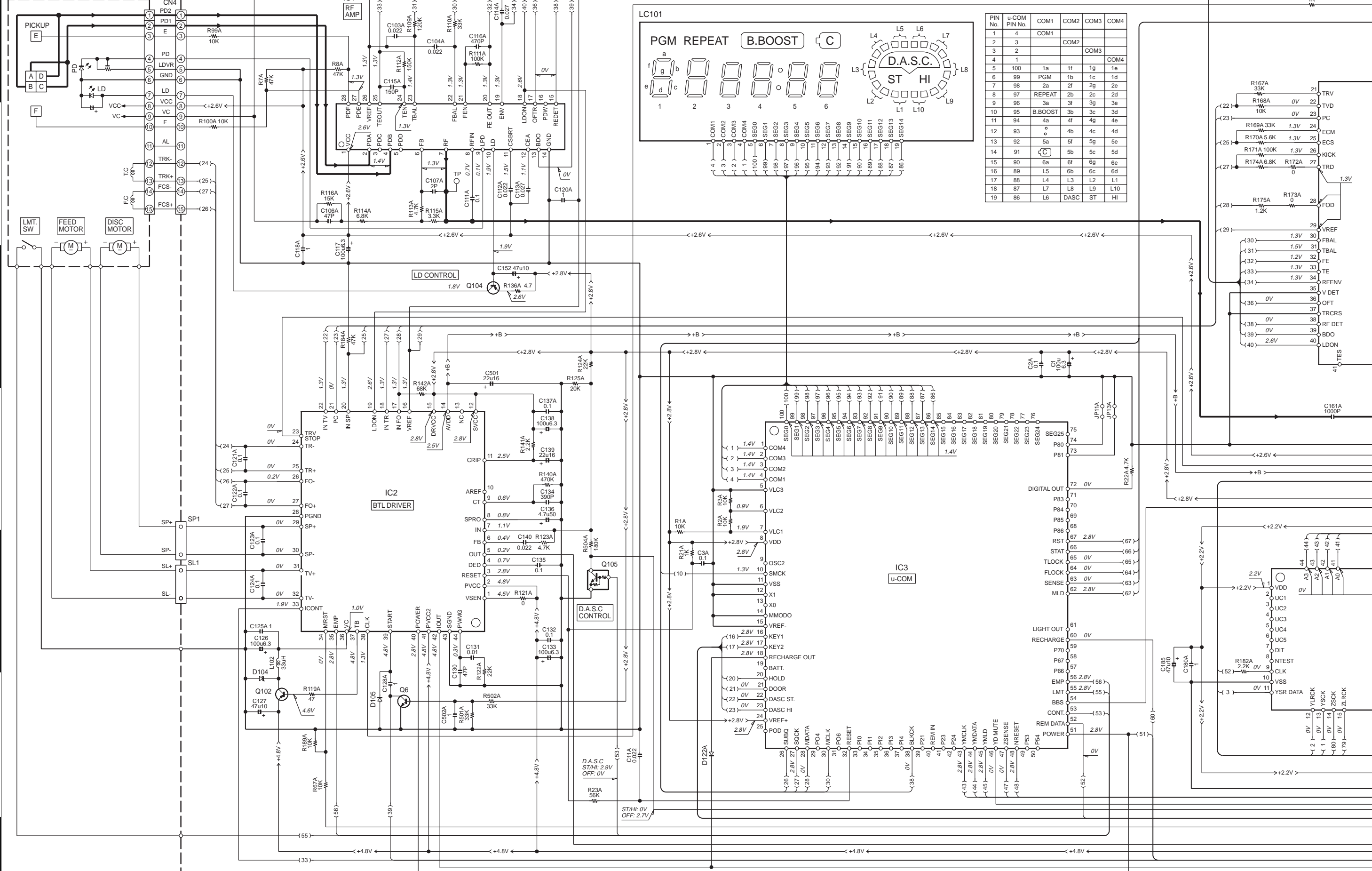
PC BOARD (Component side view)

PC BOARD (Foil side view)

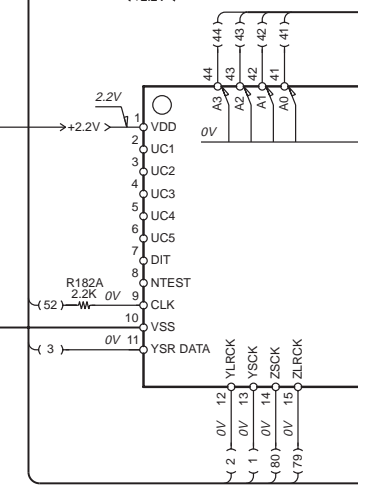
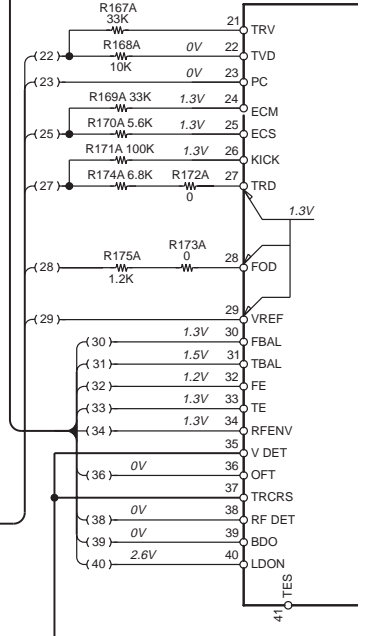
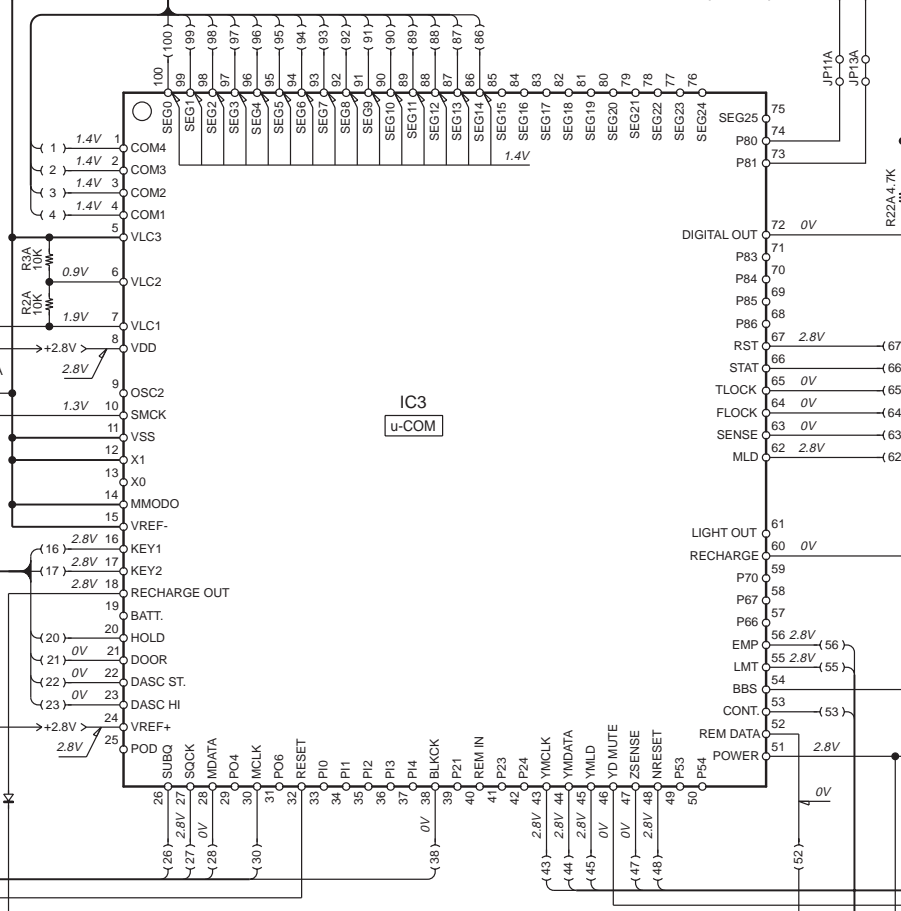
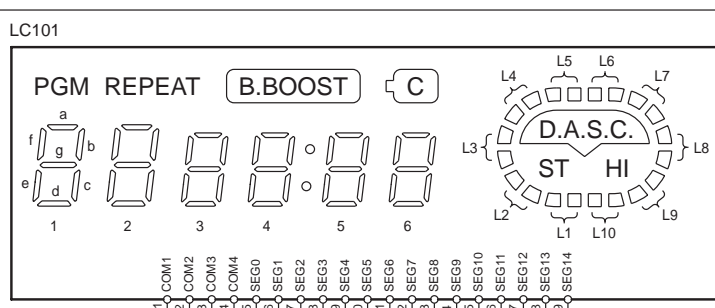


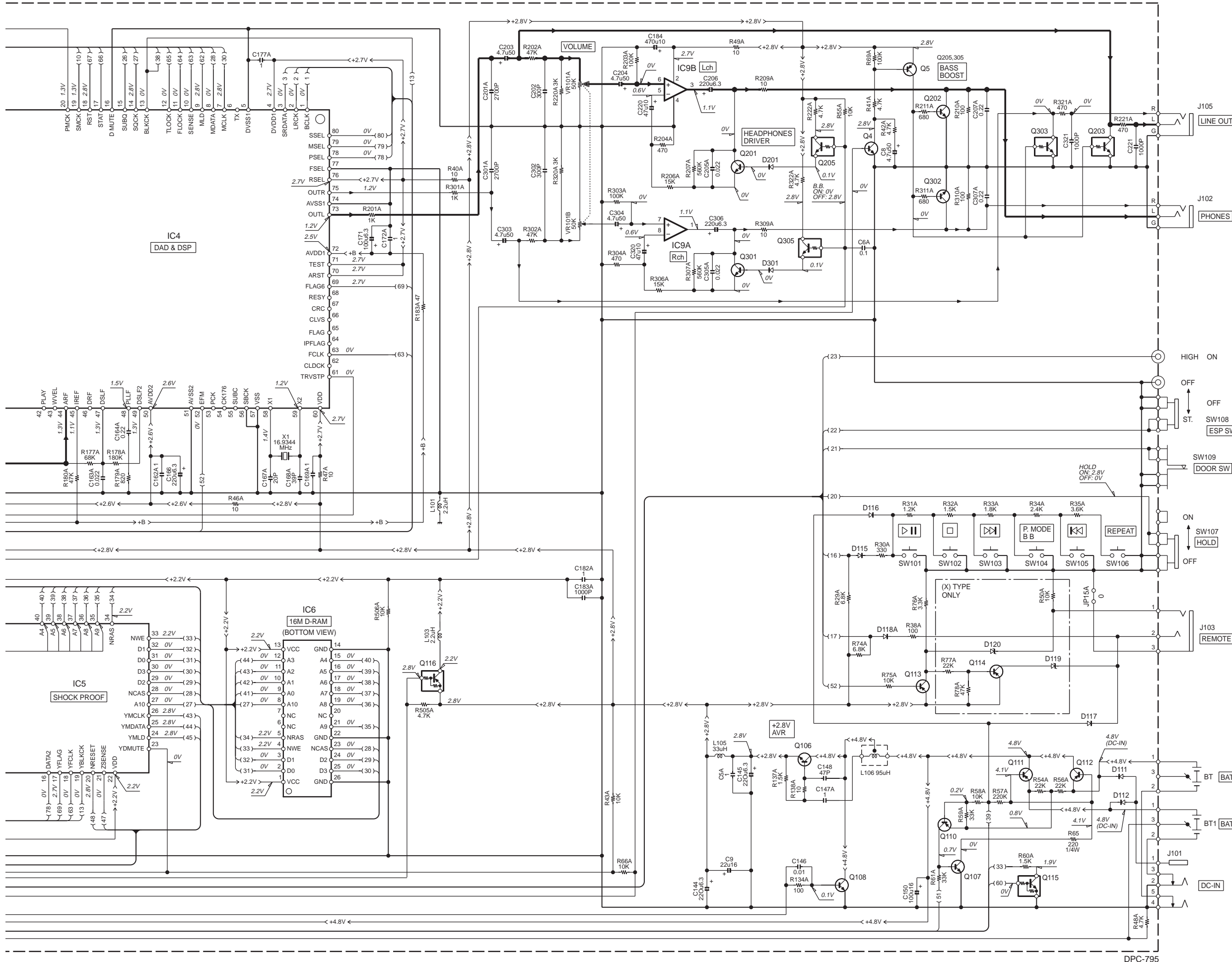
Refer to the schematic diagram for the value of resistors and capacitors.

MECHA. ASS'Y
(KSM-542A)



PIN No.	u-COM PIN No.	COM1	COM2	COM3	COM4
1	4	COM1			
2	3		COM2		
3	2			COM3	
4	1				COM4
5	100	1a	1f	1g	1e
6	99	PGM	1b	1c	1d
7	98	2a	2f	2g	2e
8	97	REPEAT	2b	2c	2d
9	96	3a	3f	3g	3e
10	95	B.BOOST	3b	3c	3d
11	94	4a	4f	4g	4e
12	93		4b	4c	4d
13	92	5a	5f	5g	5e
14	91	C	5b	5c	5d
15	90	6a	6f	6g	6e
16	89	L5	6b	6c	6d
17	88	L4	L3	L2	L1
18	87	L7	L8	L9	L10
19	86	L6	DASC	ST	HI





IC1 : AN838SB	
IC2 : AN879FB	
IC3 : MN101C167	
IC4 : MN662746RPK1	
IC5 : SM5902AF	
IC6 : MN41V17400CTT6	
IC9 : NJM2073M	

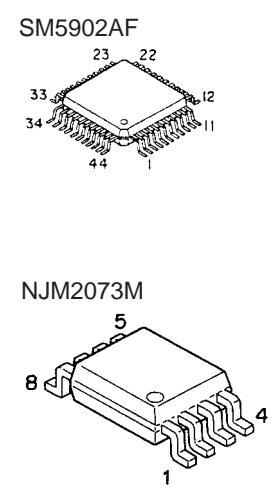
Q4,6,201,301	: 2SC3330
Q5,104,110,113,114	: 2SA1317
Q102	: 2SB598F
Q105,115	: 2SC4048-AC
Q106	: 2SC4481T
Q107,202,302	: 2SD734F
Q108	: 2SD1805F or 2SD1805G
Q111,112	: 2SB926T
Q116	: 2SA1564-AC
Q203,205,303,305	: 2SC3860

D104,119,120	: SB-03A3-BT
D105,115-117,201,301	: GMB01-BT
D111,112	: IN-4001
D118A,122A	: 1SS355

——— SIGNAL LINE
 ——— GND LINE
 <-+B <- +B LINE

CAUTION: For continued safety, replace safety critical components only with manufacturer's recommended parts (refer to parts list). ⚠ indicates safety critical components. For continued protection against risk of fire, replace only with same type and rating fuse(s). To reduce the risk of electric shock, leakage-current or resistance measurements shall be carried out (exposed parts are acceptably insulated from the supply circuit) before the appliance is returned to the customer.

The DC voltage is an actual reading measured with a high impedance type voltmeter. The measurement value may vary depending on the measuring instruments used or on the product. Refer to the voltage during PLAY with DASC OFF (at the normal speed) unless otherwise specified; The value shown in () is the voltage measured at the moment of STOP.

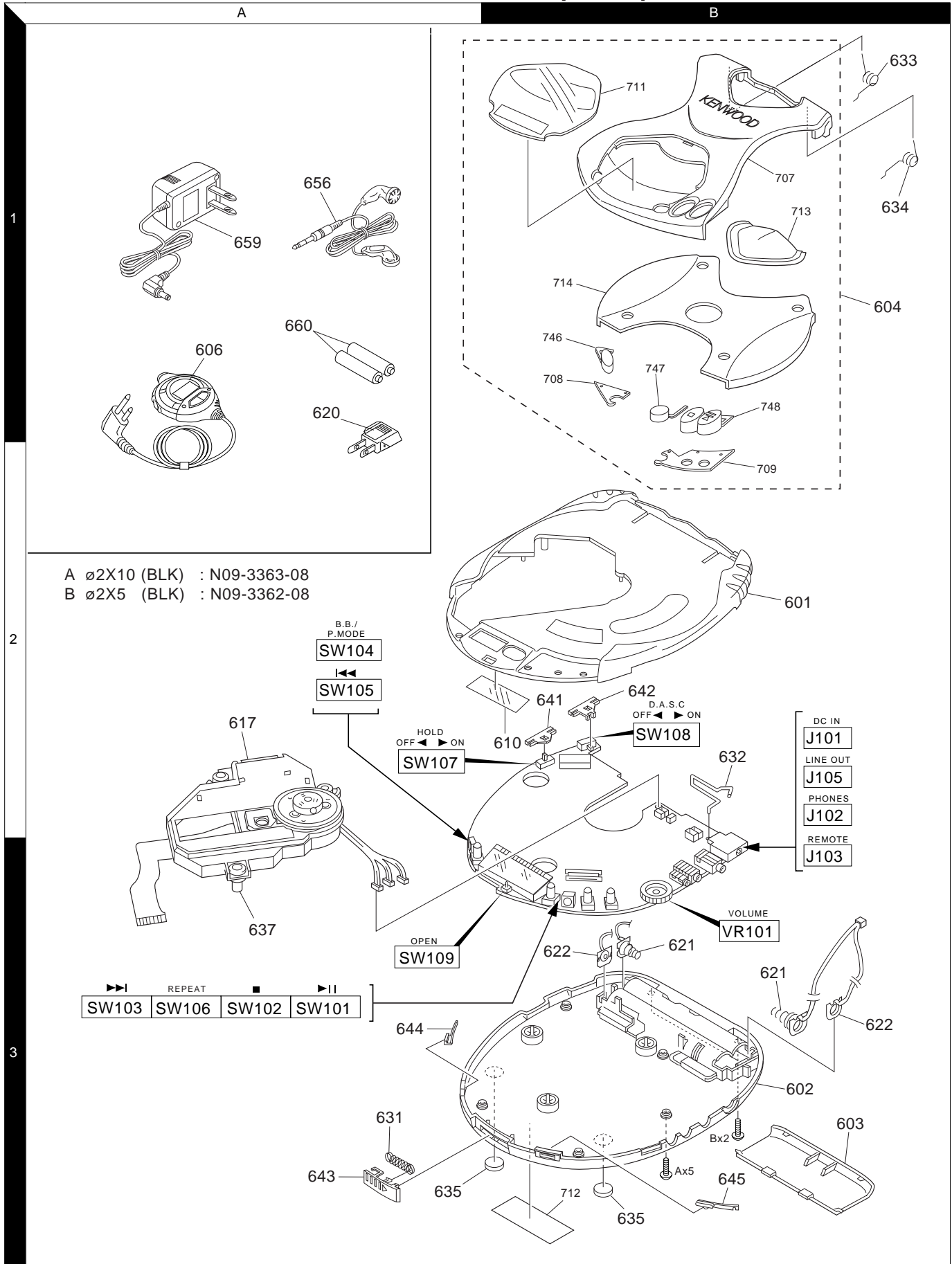


DPC-795

KENWOOD

Y22-7760-20

EXPLODED VIEW (UNIT)



Parts with exploded view numbers larger than 700 are not supplied.

* New Parts
Parts without **Parts No.** are not supplied.
Les articles non mentionnés dans le **Parts No.** ne sont pas fournis.
Teile ohne **Parts No.** werden nicht geliefert.

①

Ref. No	Add-ress	New Parts	Parts No.	Description	Desti-nation	Re-marks
DPC-795						
601	2B		A02-2841-08	TOP CABINET		
602	3B		A02-2928-08	BOTTOM CABINET		
603	3B	*	A09-1111-08	BATTERY DOOR		
604	1B	*	A52-0363-08	CD DOOR ASSY		
606	1A		A70-1171-05	REMOTE CONTROL	X	
606	1A		A70-1190-05	REMOTE CONTROL	M	
610	2B		B10-3454-08	INNER DISPLAY LENS	M	
-			B46-0100-50	WARRANTY CARD	X	
-			B60-3948-08	INST MANUAL(EN)		
-			B60-3949-08	INST MANUAL(SP)	M	
-			B60-3950-08	INST MANUAL(TA)	M	
617	2A		D40-1547-08	CD MECHANISM KSM-542AAA		
620	1A		E03-0115-05	AC PLAG ADAPTER	M	
621	3B		E23-1737-08	BATTERY CONTACT PLATE(-)		
622	3B		E23-1758-08	BATTERY CONTACT PLATE(+)		
631	3A		G01-4075-08	OPEN KNOB SPRING(FOR HOOK)		
632	2B		E23-1773-08	RECHARGE CONTACT SPRING		
633	1B		G01-4077-08	CD DOOR SPRING (L)		
634	1B		G01-4076-08	CD DOOR SPRING (R)		
635	3A,3B		G13-0562-08	RUBBER FOOT		
-		*	H50-3054-08	ITEM CARTON CASE	M	
-		*	H50-3055-08	ITEM CARTON CASE	X	
637	3A		J02-1185-08	CUSHION(MECHA)		
641	2B		K27-2320-08	KNOB SIDE A		
642	2B		K27-2321-08	KNOB SIDE B		
643	3A		K27-2322-08	KNOB DOOR OPEN		
644	3A		K27-2375-08	KNOB CD BUTTON D		
645	3B		K27-2376-08	KNOB CD BUTTON E		
A			N09-3363-08	SCREW 2X10 BLACK 144-62010-112		
B			N09-3362-08	SCREW 2X5 BLACK		
656	1A		W01-0923-05	INNER H/P(SHORT)		
659	1A		W08-0675-08	AC-DC ADAPTOR	M	
659	1A		W08-0679-08	AC-DC ADAPTOR	X	
660	1A		W09-1235-05	RECHARGEBLE BATTERY	X	
660	1A		W09-1240-05	RECHARGEBLE BATTERY	M	
ELECTRONICS PARTS						
LC101			B38-0171-08	LCD DISPLAY		
C1			CE04CW0J101M	ELECTRO	100UF	6.3WV
C2A ,3A			CK73FB1E104K	CHIP C	0.10UF	K
C5A			CK73FB1H105Z	CHIP C	1.0UF	Z
C6A			CK73FB1E104K	CHIP C	0.10UF	K
C8			CE04CW1H4R7M	ELECTRO	4.7UF	50WV
C9			CE04CW1C220M	ELECTRO	22UF	16WV
C11A			CK73FB1E223K	CHIP C	0.022UF	K
C103A,104A			CK73FB1E223K	CHIP C	0.022UF	K
C106A			CC73FSL1H470J	CHIP C	47PF	J
C107A			CC73FSL1H020C	CHIP C	2.0PF	C
C111A			CK73FB1E104K	CHIP C	0.10UF	K
C112A			CK73FB1E223K	CHIP C	0.022UF	K

L : Scandinavia K : USA P : Canada R : Mexico C : China I : Malaysia
Y : PX(Far East, Hawaii) T : Europe E : Europe G : Germany V : China (Shanghai)
Y : AAFES(Europe) X : Australia Q : Russia H : Korea M : Other Areas Δ indicates safety critical components.

* New Parts
Parts without **Parts No.** are not supplied.
Les articles non mentionnés dans le **Parts No.** ne sont pas fournis.
Teile ohne **Parts No.** werden nicht geliefert.

②

Ref. No	Add-ress	New Parts	Parts No.	Description	Desti-nation	Re-marks
C113A,114A			CK73FB1E273K	CHIP C	0.027UF	K
C115A			CC73FSL1H151J	CHIP C	150PF	J
C116A			CK73FB1H471K	CHIP C	470PF	K
C117			CE04CW0J101M	ELECTRO	100UF	6.3WV
C118A			CK73FB1H105Z	CHIP C	1.0UF	Z
C120A			CK73FB1H105Z	CHIP C	1.0UF	Z
C121A-124A			CK73FB1E104K	CHIP C	0.10UF	K
C125A			CK73FB1H105Z	CHIP C	1.0UF	Z
C126			CE04CW0J101M	ELECTRO	100UF	6.3WV
C127			CE04CW1A470M	ELECTRO	47UF	10WV
C128A			CK73FB1H105Z	CHIP C	1.0UF	Z
C130			CC45FSL1H470J	CERAMIC	47PF	J
C131			CK45FB1H103Z	CERAMIC	0.010UF	Z
C132			CK45FB1C104K	CERAMIC	0.10UF	K
C133			CE04CW0J101M	ELECTRO	100UF	6.3WV
C134			CC45FSL1H391J	CERAMIC	390PF	J
C135			CK45FB1C104K	CERAMIC	0.10UF	K
C136			CE04CW1H4R7M	ELECTRO	4.7UF	50WV
C137A			CK73FB1E104K	CHIP C	0.10UF	K
C138			CE04CW0J101M	ELECTRO	100UF	6.3WV
C139			CE04CW1C220M	ELECTRO	22UF	16WV
C140			CK45FB1H223Z	CERAMIC	0.022UF	Z
C144,145			CE04CW0J221M	ELECTRO	220UF	6.3WV
C146			CK45FB1H103Z	CERAMIC	0.010UF	Z
C147A			CK73FB1H105Z	CHIP C	1.0UF	Z
C148			CC45FSL1H470J	CERAMIC	47PF	J
C150			CE04CW1C101M	ELECTRO	100UF	16WV
C152			CE04CW1A470M	ELECTRO	47UF	10WV
C161A			CK73FB1H102K	CHIP C	1000PF	K
C162A			CK73FB1H105Z	CHIP C	1.0UF	Z
C163A			CK73FB1E223K	CHIP C	0.022UF	K
C164A			CK73FB1H224Z	CHIP C	0.22UF	Z
C166			CE04CW0J221M	ELECTRO	220UF	6.3WV
C167A			CC73FSL1H200J	CHIP C	20PF	J
C168A			CC73FSL1H390J	CHIP C	39PF	J
C169A			CK73FB1H105Z	CHIP C	1.0UF	Z
C171			CE04CW0J101M	ELECTRO	100UF	6.3WV
C172A			CK73FB1H105Z	CHIP C	1.0UF	Z
C177A			CK73FB1H105Z	CHIP C	1.0UF	Z
C180A			CK73FB1H105Z	CHIP C	1.0UF	Z
C182A			CK73FB1H105Z	CHIP C	1.0UF	Z
C183A			CK73FB1H102K	CHIP C	1000PF	K
C184			CE04CW1A471M	ELECTRO	470UF	10WV
C185			CE04CW1A470M	ELECTRO	47UF	10WV
C201A			CK73FB1H272K	CHIP C	2700PF	K
C202			CK45FB1H301J	CERAMIC	300PF	J
C203,204			CE04CW1H4R7M	ELECTRO	4.7UF	50WV
C205A			CK73FB1E223K	CHIP C	0.022UF	K
C206			CE04CW0J221M	ELECTRO	220UF	6.3WV
C207A			CK73FB1H224Z	CHIP C	0.22UF	Z
C220			CE04CW1A470M	ELECTRO	47UF	10WV
C221			CK45FB1H102K	CERAMIC	1000PF	K
C301A			CK73FB1H272K	CHIP C	2700PF	K
C302			CK45FB1H301J	CERAMIC	300PF	J
C303,304			CE04CW1H4R7M	ELECTRO	4.7UF	50WV

L : Scandinavia K : USA P : Canada R : Mexico C : China I : Malaysia
Y : PX(Far East, Hawaii) T : Europe E : Europe G : Germany V : China (Shanghai)
Y : AAFES(Europe) X : Australia Q : Russia H : Korea M : Other Areas Δ indicates safety critical components.

* New Parts

Parts without **Parts No.** are not supplied.
Les articles non mentionnés dans le **Parts No.** ne sont pas fournis.
Teile ohne **Parts No.** werden nicht geliefert.

3

Ref. No	Add-ress	New Parts	Parts No.	Description	Desti-nation	Re-marks
C305A			CK73FB1E223K	CHIP C 0.022UF		K
C306			CE04CWOJ221M	ELECTRO 220UF		6.3WV
C307A			CK73FB1H224Z	CHIP C 0.22UF		Z
C320			CE04CW1A470M	ELECTRO 47UF		10WV
C321			CK45FB1H102K	CERAMIC 1000PF		K
C501			CE04CW1C220M	ELECTRO 22UF		16WV
C502A			CK73FB1H105Z	CHIP C 1.0UF		Z
BT			E35-1995-08	2P J.WIRE(BLACK/GREY)		
BT1			E35-1994-08	2P J.WIRE(ORANGE/BLUE)		
CN4			E60-0005-08	FILM CONNECTOR,15P		
J101	2B		E03-0356-08	DC JACK		
J102	2B		E11-0372-08	PHONE JACK 3.6MM GREEN		
J103	3B		E11-0355-08	STEREO PHONE JACK		
J105	2B		E11-0354-08	LINE OUT(PHONE JACK)		
L101			L33-0587-08	CHOKE COIL 2.2UH		
L102			L33-0564-08	CHOKE COIL 33UH		
L103			L33-0587-08	CHOKE COIL 2.2UH		
L105			L33-0564-08	CHOKE COIL 33UH		
L106			L33-0565-08	CHOKE COIL 95UH		
X1			L77-2240-08	CRYSTAL RESONATOR 16.9344MHZ		
JP11A			RK73FB2A000J	CHIP R 0	J	1/10W
JP13A			RK73FB2A000J	CHIP R 0	J	1/10W
JP15A			RK73FB2A000J	CHIP R 0	J	1/10W
R1A -3A			RK73FB2A103J	CHIP R 10K	J	1/10W
R7A ,8A			RK73FB2A473J	CHIP R 47K	J	1/10W
R21A			RK73FB2A102J	CHIP R 1.0K	J	1/10W
R22A			RK73FB2A472J	CHIP R 4.7K	J	1/10W
R23A			RK73FB2A563J	CHIP R 56K	J	1/10W
R29A			RK73FB2A682J	CHIP R 6.8K	J	1/10W
R30A			RK73FB2A331J	CHIP R 330	J	1/10W
R31A			RK73FB2A122J	CHIP R 1.2K	J	1/10W
R32A			RK73FB2A152J	CHIP R 1.5K	J	1/10W
R33A			RK73FB2A182J	CHIP R 1.8K	J	1/10W
R34A			RK73FB2A242J	CHIP R 2.4K	J	1/10W
R35A			RK73FB2A362J	CHIP R 3.6K	J	1/10W
R38A			RK73FB2A101J	CHIP R 100	J	1/10W
R40A			RK73FB2A100J	CHIP R 10	J	1/10W
R41A,42A			RK73FB2A472J	CHIP R 4.7K	J	1/10W
R43A			RK73FB2A103J	CHIP R 10K	J	1/10W
R46A,47A			RK73FB2A100J	CHIP R 10	J	1/10W
R48A			RK73FB2A472J	CHIP R 4.7K	J	1/10W
R49A			RK73FB2A100J	CHIP R 10	J	1/10W
R50A			RK73FB2A103J	CHIP R 10K	J	1/10W
R54A			RK73FB2A223J	CHIP R 22K	J	1/10W
R55A			RK73FB2A103J	CHIP R 10K	J	1/10W
R56A			RK73FB2A223J	CHIP R 22K	J	1/10W
R57A			RK73FB2A224J	CHIP R 220K	J	1/10W
R58A			RK73FB2A103J	CHIP R 10K	J	1/10W
R59A			RK73FB2A333J	CHIP R 33K	J	1/10W
R60A			RK73FB2A152J	CHIP R 1.5K	J	1/10W
R61A			RK73FB2A333J	CHIP R 33K	J	1/10W
R66A,67A			RK73FB2A103J	CHIP R 10K	J	1/10W
R69A			RK73FB2A104J	CHIP R 100K	J	1/10W

L : Scandinavia K : USA P : Canada R : Mexico C : China I : Malaysia
Y : PX(Far East, Hawaii) T : Europe E : Europe G : Germany V : China (Shanghai)
Y : AAFES(Europe) X : Australia Q : Russia H : Korea M : Other Areas Δ indicates safety critical components.

* New Parts

Parts without **Parts No.** are not supplied.
Les articles non mentionnés dans le **Parts No.** ne sont pas fournis.
Teile ohne **Parts No.** werden nicht geliefert.

4

Ref. No	Add-ress	New Parts	Parts No.	Description	Desti-nation	Re-marks
R74A			RK73FB2A682J	CHIP R 6.8K	J	1/10W
R75A			RK73FB2A103J	CHIP R 10K	J	1/10W
R76A			RK73FB2A332J	CHIP R 3.3K	J	1/10W
R77A			RK73FB2A223J	CHIP R 22K	J	1/10W
R78A			RK73FB2A473J	CHIP R 47K	J	1/10W
R99A,100A			RK73FB2A103J	CHIP R 10K	J	1/10W
R109A			RK73FB2A124J	CHIP R 120K	J	1/10W
R110A			RK73FB2A333J	CHIP R 33K	J	1/10W
R111A			RK73FB2A104J	CHIP R 100K	J	1/10W
R112A			RK73FB2A154J	CHIP R 150K	J	1/10W
R113A			RK73FB2A472J	CHIP R 4.7K	J	1/10W
R114A			RK73FB2A682J	CHIP R 6.8K	J	1/10W
R115A			RK73FB2A332J	CHIP R 3.3K	J	1/10W
R116A			RK73FB2A153J	CHIP R 15K	J	1/10W
R119A			RK73FB2A470J	CHIP R 47	J	1/10W
R121A			RK73FB2A000J	CHIP R 0	J	1/10W
R122A			RK73FB2A223J	CHIP R 22K	J	1/10W
R123A			RK73FB2A472J	CHIP R 4.7K	J	1/10W
R124A			RK73FB2A223J	CHIP R 22K	J	1/10W
R125A			RK73FB2A203J	CHIP R 20K	J	1/10W
R134A			RK73FB2A101J	CHIP R 100	J	1/10W
R136A			RK73FB2A4R7J	CHIP R 4.7	J	1/10W
R137A			RK73FB2A152J	CHIP R 1.5K	J	1/10W
R138A			RK73FB2A100J	CHIP R 10	J	1/10W
R140A			RK73FB2A474J	CHIP R 470K	J	1/10W
R141A			RK73FB2A222J	CHIP R 2.2K	J	1/10W
R142A			RK73FB2A683J	CHIP R 68K	J	1/10W
R166A			RK73FB2A102J	CHIP R 1.0K	J	1/10W
R167A			RK73FB2A333J	CHIP R 33K	J	1/10W
R168A			RK73FB2A103J	CHIP R 10K	J	1/10W
R169A			RK73FB2A333J	CHIP R 33K	J	1/10W
R170A			RK73FB2A562J	CHIP R 5.6K	J	1/10W
R171A			RK73FB2A104J	CHIP R 100K	J	1/10W
R172A,173A			RK73FB2A000J	CHIP R 0	J	1/10W
R174A			RK73FB2A682J	CHIP R 6.8K	J	1/10W
R175A			RK73FB2A122J	CHIP R 1.2K	J	1/10W
R177A			RK73FB2A683J	CHIP R 68K	J	1/10W
R178A			RK73FB2A184J	CHIP R 180K	J	1/10W
R179A			RK73FB2A821J	CHIP R 820	J	1/10W
R180A			RK73FB2A473J	CHIP R 47K	J	1/10W
R182A			RK73FB2A222J	CHIP R 2.2K	J	1/10W
R183A			RK73FB2A470J	CHIP R 47	J	1/10W
R184A			RK73FB2A473J	CHIP R 47K	J	1/10W
R189A			RK73FB2A103J	CHIP R 10K	J	1/10W
R201A			RK73FB2A102J	CHIP R 1.0K	J	1/10W
R202A			RK73FB2A473J	CHIP R 47K	J	1/10W
R203A			RK73FB2A104J	CHIP R 100K	J	1/10W
R204A			RK73FB2A471J	CHIP R 470	J	1/10W
R206A			RK73FB2A153J	CHIP R 15K	J	1/10W
R207A			RK73FB2A564J	CHIP R 560K	J	1/10W
R209A			RK73FB2A100J	CHIP R 10	J	1/10W
R210A			RK73FB2A101J	CHIP R 100	J	1/10W
R211A			RK73FB2A681J	CHIP R 680	J	1/10W
R220A			RK73FB2A302J	CHIP R 3.0K	J	1/10W
R221A			RK73FB2A471J	CHIP R 470	J	1/10W

L : Scandinavia K : USA P : Canada R : Mexico C : China I : Malaysia
Y : PX(Far East, Hawaii) T : Europe E : Europe G : Germany V : China (Shanghai)
Y : AAFES(Europe) X : Australia Q : Russia H : Korea M : Other Areas Δ indicates safety critical components.

PARTS LIST

DPC-795

PARTS LIST

* New Parts
Parts without **Parts No.** are not supplied.
Les articles non mentionnés dans le **Parts No.** ne sont pas fournis.
Teile ohne **Parts No.** werden nicht geliefert.

Ref. No	Add-ress	New Parts	Parts No.	Description	Desti-nation	Re-marks
Q113			2SA1317	TRANSISTOR		
Q114			2SA1317	TRANSISTOR	X	
Q115			2SC4048-AC	TRANSISTOR		
Q116			2SA1564-AC	TRANSISTOR		
Q201			2SC3330	TRANSISTOR		
Q202			2SD734F	TRANSISTOR		
Q203			2SC3860	TRANSISTOR		
Q205			2SC3860	TRANSISTOR		
Q301			2SC3330	TRANSISTOR		
Q302			2SD734F	TRANSISTOR		
Q303			2SC3860	TRANSISTOR		
Q305			2SC3860	TRANSISTOR		

L : Scandinavia K : USA P : Canada R : Mexico C : China I : Malaysia
Y : PX(Far East, Hawaii) T : Europe E : Europe G : Germany V : China (Shanghai)
Y : AAFES(Europe) X : Australia Q : Russia H : Korea M : Other Areas Δ indicates safety critical components.

* New Parts
Parts without **Parts No.** are not supplied.
Les articles non mentionnés dans le **Parts No.** ne sont pas fournis.
Teile ohne **Parts No.** werden nicht geliefert.

Ref. No	Add-ress	New Parts	Parts No.	Description	Desti-nation	Re-marks
R222A			RK73FB2A472J	CHIP R		4.7K J 1/10W
R301A			RK73FB2A102J	CHIP R		1.0K J 1/10W
R302A			RK73FB2A473J	CHIP R		47K J 1/10W
R303A			RK73FB2A104J	CHIP R		100K J 1/10W
R304A			RK73FB2A471J	CHIP R		470 J 1/10W
R306A			RK73FB2A153J	CHIP R		15K J 1/10W
R307A			RK73FB2A564J	CHIP R		560K J 1/10W
R309A			RK73FB2A100J	CHIP R		10 J 1/10W
R310A			RK73FB2A101J	CHIP R		100 J 1/10W
R311A			RK73FB2A681J	CHIP R		680 J 1/10W
R320A			RK73FB2A302J	CHIP R		3.0K J 1/10W
R321A			RK73FB2A471J	CHIP R		470 J 1/10W
R322A			RK73FB2A472J	CHIP R		4.7K J 1/10W
R501A,502A			RK73FB2A333J	CHIP R		33K J 1/10W
R504A			RK73FB2A184J	CHIP R		180K J 1/10W
R505A			RK73FB2A472J	CHIP R		4.7K J 1/10W
R506A			RK73FB2A103J	CHIP R		10K J 1/10W
VR101	3B		R31-0086-08	VARIABLE RESISTOR		
SW101-103	3A		S70-0066-08	TACT SWITCH		
SW104	2A		S70-0062-08	TACT SWITCH		
SW105	2A		S70-0066-08	TACT SWITCH		
SW106	3A		S70-0062-08	TACT SWITCH		
SW107	2A		S62-0081-08	SLIDE SWITCH		
SW108	2B		S62-0085-08	SWITCH		
SW109	3A		S74-0084-08	MICRO SWITCH		
D104			SB10-03A3-BT	DIODE		
D105			GMB01-BT	DIODE		
D111,112			IN-4001	DIODE		
D115,116			GMB01-BT	DIODE		
D117			GMB01-BT	DIODE		
D118A			1SS355	DIODE		
D119,120			SB-03A3-BT	DIODE	X	
D122A			1SS355	DIODE		
D201			GMB01-BT	DIODE		
D301			GMB01-BT	DIODE		
IC1			AN8838SB	IC(CD DIGITAL SERVO)		
IC2			AN8789FB	IC		
IC3			MN101C167	IC		
IC4			MN662746RPK1	IC		
IC5			SM5902AF	IC(PLOOF MEMORY)		
IC6			MN41V17400CTT6	IC		
IC9			NJM2073M	IC(AF POWER AMP)		
Q4			2SC3330	TRANSISTOR		
Q5			2SA1317	TRANSISTOR		
Q6			2SC3330	TRANSISTOR		
Q102			2SB598F	TRANSISTOR		
Q104			2SA1317	TRANSISTOR		
Q105			2SC4048-AC	TRANSISTOR		
Q106			2SC4481T	TRANSISTOR		
Q107			2SD734F	TRANSISTOR		
Q108			2SD1805F	TRANSISTOR		
Q108			2SD1805G	TRANSISTOR		
Q110			2SA1317	TRANSISTOR		
Q111,112			2SB926T	TRANSISTOR		

L : Scandinavia K : USA P : Canada R : Mexico C : China I : Malaysia
Y : PX(Far East, Hawaii) T : Europe E : Europe G : Germany V : China (Shanghai)
Y : AAFES(Europe) X : Australia Q : Russia H : Korea M : Other Areas Δ indicates safety critical components.

Note:
Component and circuit are subject to modification to insure best operation under differing local conditions. This manual is based on Europe (E) standard, and provides information on regional circuit modification through use of alter-nate schematic diagrams, and information on regional component variations through use of parts list.

KENWOOD CORPORATION
1-6,Dogenzaka 1-chome, Shibuya-ku, Tokyo, 150-8501 Japan
KENWOOD SERVICE CORPORATION
P.O. BOX 22745, 2201 East Dominguez St., Long Beach, CA 90801-5745, U.S.A.