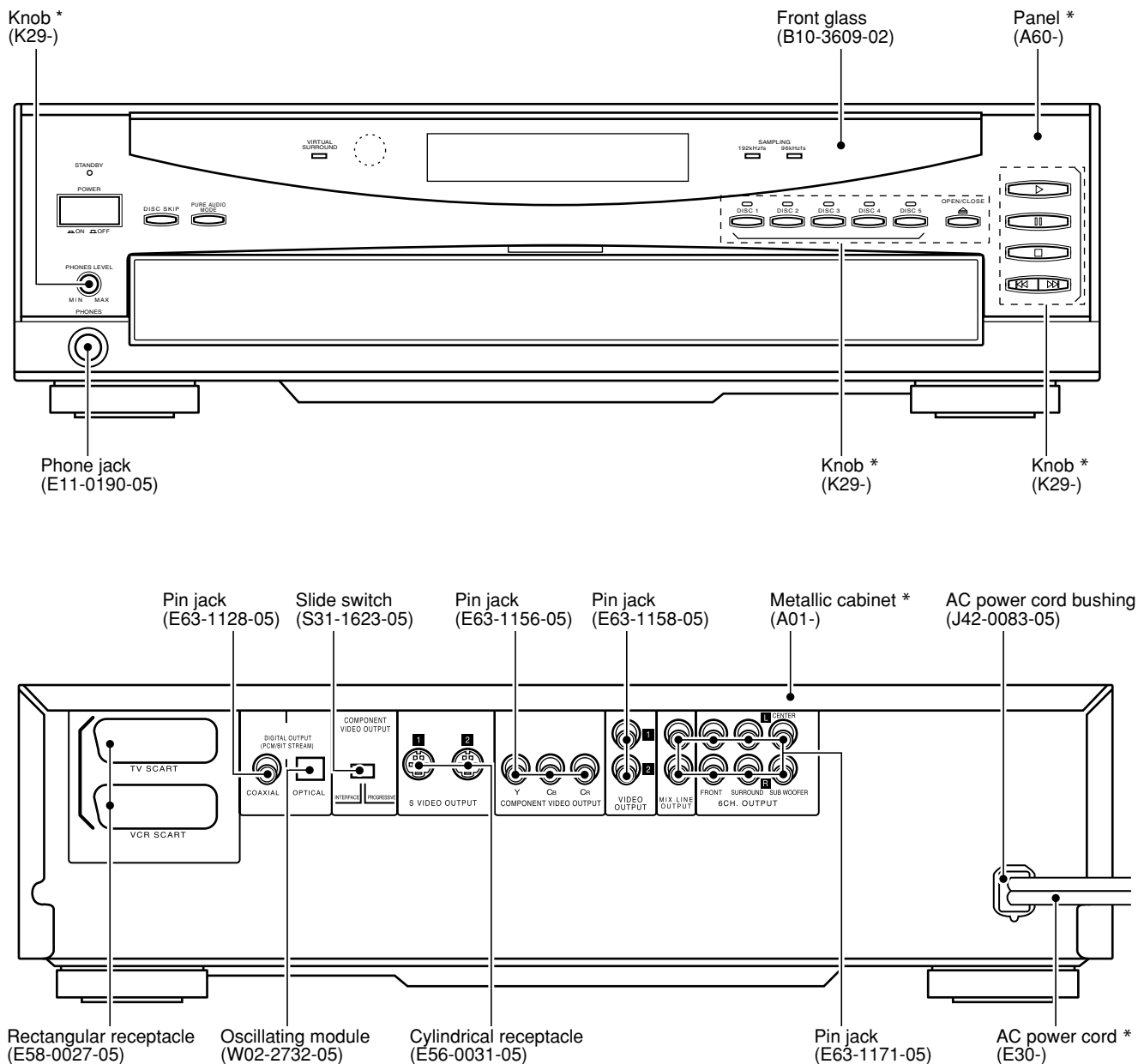


DV-5700

DVF-R9050/R9050-S

SERVICE MANUAL

© 2001-8 PRINTED IN KOREA
B51-5750-00 (K/K) 2492



Illust. is DVF-R9050

* Refer to parts list on page 61.

In compliance with Federal Regulations, following are reproduction of labels on, or inside the product relating to laser product safety.

Caution : No connection of ground line if disassemble the unit. Please connect the ground line on rear panel, PCBs, Chassis and some others.

KENWOOD-Crop. certifies this equipment conforms to DHHS Regulations No.21 CFR 1040. 10, Chapter 1, subchapter J.

DANGER : Laser radiation when open and interlock defeated. AVOID DIRECT EXPOSURE TO BEAM.



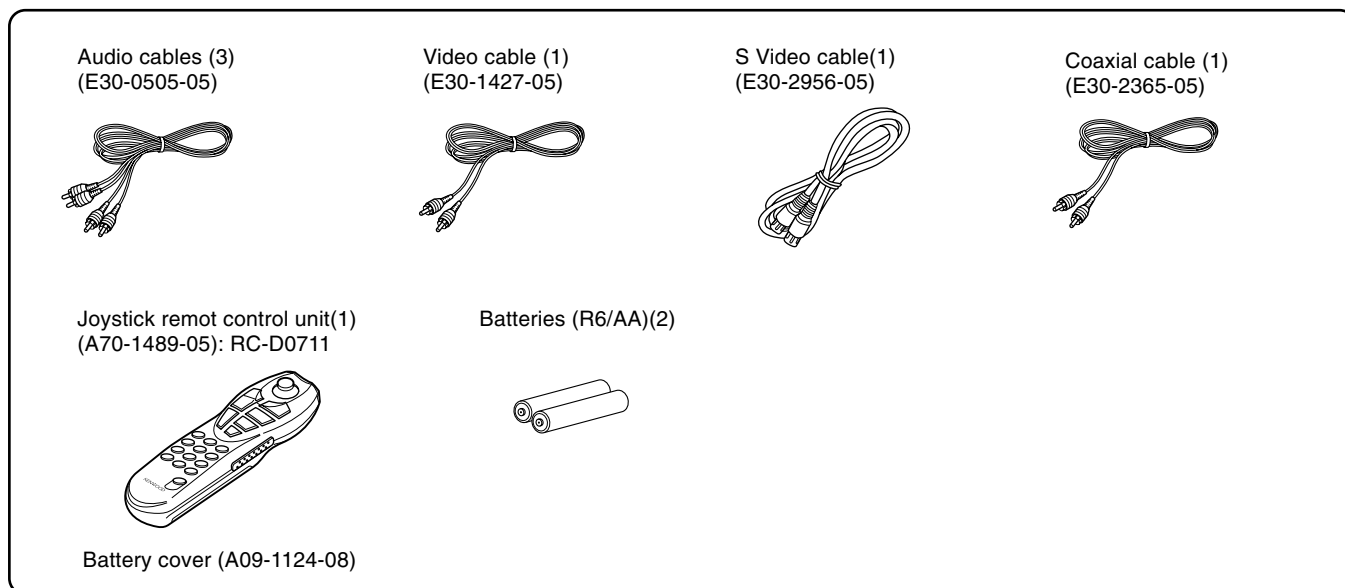
DV-5700/DVF-R9050/R9050-S

CONTENTS / ACCESSORIES / CAUTIONS

Contents

CONTENTS / ACCESSORIES / CAUTIONS.....	2	PARTS DESCRIPTIONS	28
DISASSEMBLY FOR REPAIR.....	3	PC BOARD	29
BLOCK DIAGRAM	4	SCHEMATIC DIAGRAM	36
CIRCUIT DESCRIPTION	5	EXPLODED VIEW	58
MECHANISM DESCRIPTION.....	22	PARTS LIST.....	61
ADJUSTMENT	26	SPECIFICATIONS	Back cover
WIRING DIAGRAM.....	27		

Accessories



Cautions

The marking of products using lasers
(For countries other than U.S.A., U.S.-
Military and Canada)

**CLASS 1
LASER PRODUCT**

The marking this product has been classified as Class 1. It means that there is no danger of hazardous radiation outside the product.

Location: Back panel

CAUTION
VISIBLE LASER RADIATION
WHEN OPEN. DO NOT
STARE INTO BEAM.

Inside this laser product, a laser diode classified as Class 2 laser radiation is contained as alerted by the internal caution label shown above. Do not stare into beam.

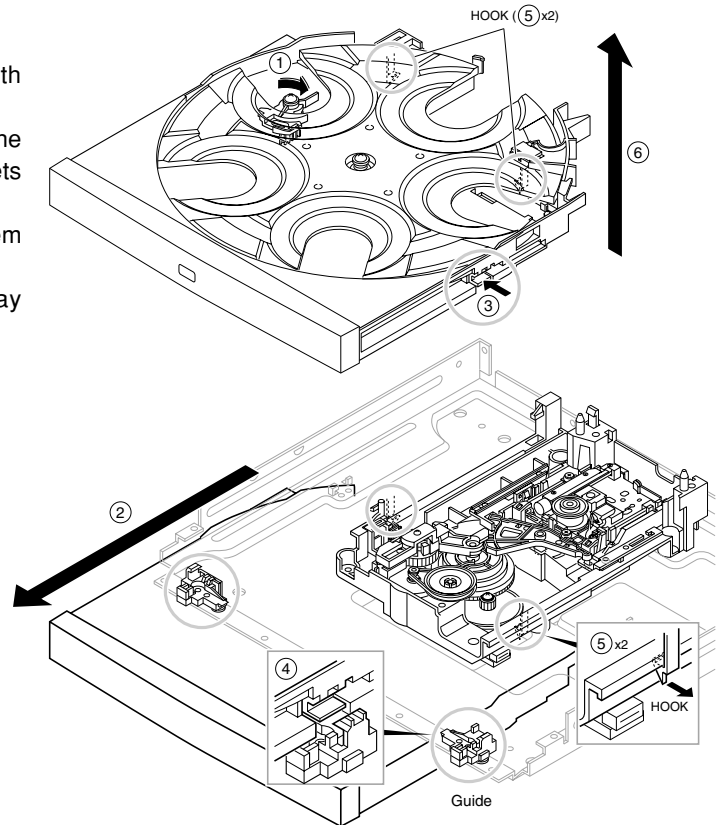
Location: DVD laser pick-up unit cover inside this product

DV-5700/DVF-R9050/R9050-S

DISASSEMBLY FOR REPAIR

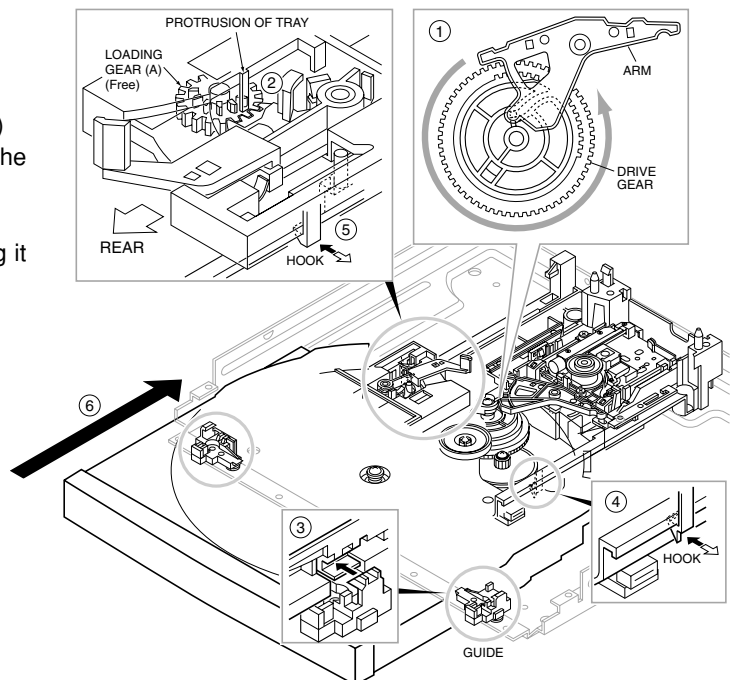
1. How to Remove Tray

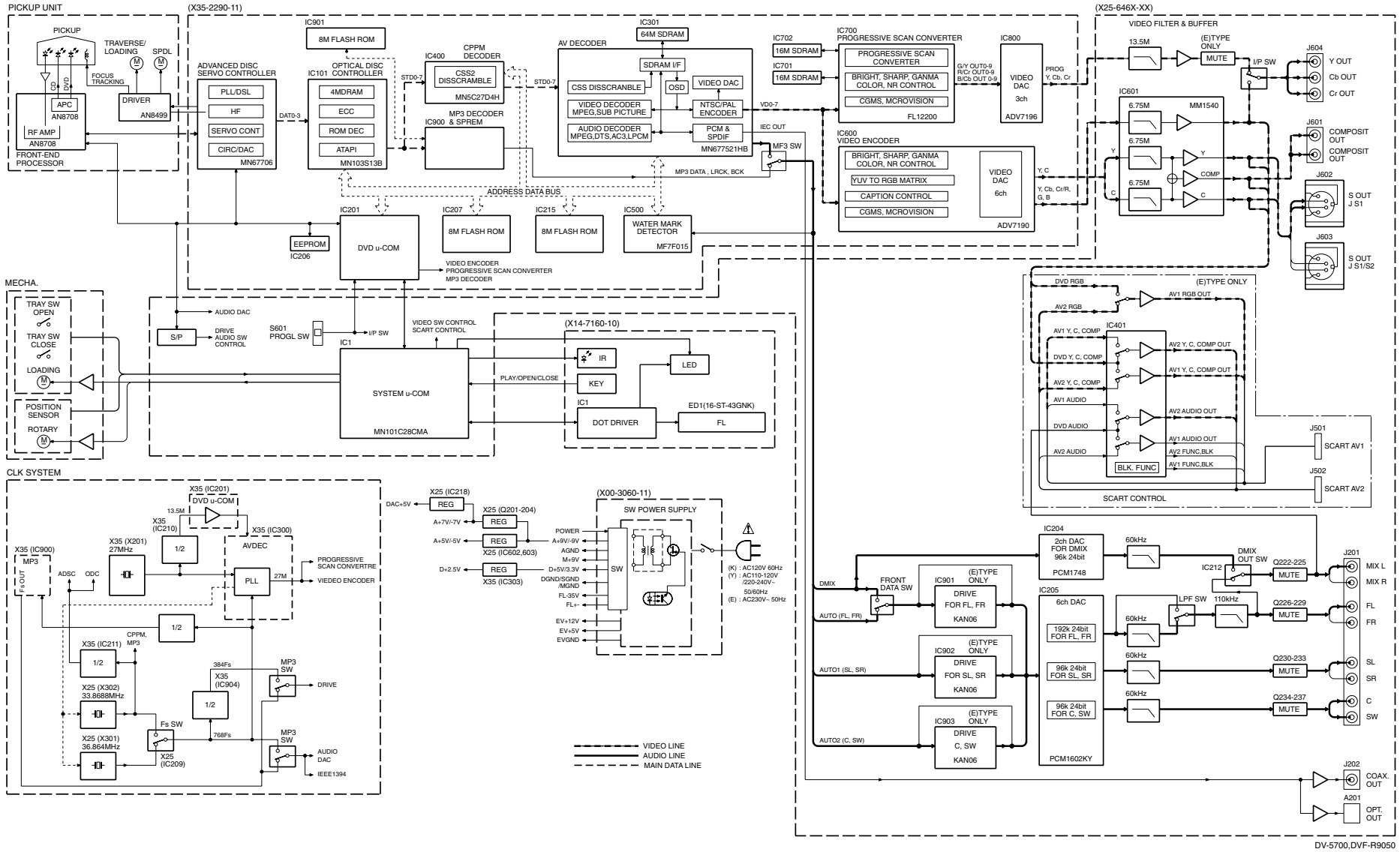
1. Remove the front panel and flexible cable.
Disassemble the X25, X35 and power supply pcb with sub chassis if it is a difficult.
2. Push and hold the lever(①)to clockwise and pull out the tray to frontwards(②) where the hook of tray(③) meets with guide(④).
3. Push hooks(③), both sides, inwards and release them from guides(④).
4. Pull hooks of tray(⑤) outwards and remove the tray upwards(⑥).



2. How to Assemble Tray

1. Adjust the position of drive gear as figure(①).
Check traverse unit is at the lowest position.
2. Load the tray on the loading mechanism.
Check the position where the loading gear(A) is free(②).
3. Meet the hooks with guides and push hooks to load the tray(③).
4. Set the right side hook to loading mechanism(④).
5. Set the left side hook to loading mechanism with pulling it outwards(⑤).
6. Push the tray backwards(⑥).





DV-5700,DVF-R9050

BLOCK DIAGRAM

DV-5700/DVF-R9050/R9050-S

DV-5700/DVF-R9050/R9050-S

CIRCUIT DESCRIPTION

TEST MODE

This model has 3 kind of test modes; unit inspection, factory test mode, measurement. In this manual, items of repair, test mode and inspection are available.

Setting

Turn power on with pressing "PAUSE" key. Display shows "TEST".

Turn power on with pressing "DISC1" key. Display shows "INSPECTION".

Cancellation of Setting

Turn power off.

Key vs Function

Keys which described in the following table work as it is.

TEST MODE

Key	Mode	Display	Operation
PLAY	-	Playback time	Disc Playback
SKIP-UP	STOP	All segments light → Niagara mode → Playback time →	Display shows cyclically by pressing key
SKIP-UP	PLAYBACK	Playback time	Playback next chapter/track #/program #
SKIP-DOWN	PLAYBACK	Playback time	Playback before chapter/track #/program #
STOP	-	Time	Stop to operate and return to first step of this test mode.
DISC2	PLAYBACK	MUTE ON → MUTE OFF	Mute works cyclically on or off.
DISC3	-	LPF 60k → LPF 110k	Speaker protection works cyclically on or off.(Cut-off freq. Change 60k or 110k)
DISC4	-	WIDE1 → WIDE2 └─NORMAL─┘	WIDE mode changes cyclically WIDE1 or WIDE2.
DISC5	-	SCART RGB → SCART YC → SCART Through	Video signal of SCART changes cyclically RGB(DVD) → Y/C(DVD) → Through(AV1↔AV2)
DISC SKIP		OK or IC***	Self check mode(refer to Servo Error Code)
STOP+DISC1	STOP		Rotary turns clockwise.
STOP+DISC2	STOP		Rotary turns counter clockwise.
STOP+DISC3	STOP		Tray opens
STOP+DISC4	STOP		Tray closes

DV-5700/DVF-R9050/R9050-S

CIRCUIT DESCRIPTION

INSPECTION

Key	Mode	Display	Operation
PLAY	-	Playback time	Disc Playback
SKIP-UP	STOP	All segments light → Niagara mode → Playback time →	Display shows cyclically by pressing key
SKIP-UP	PLAYBACK	Playback time	Playback next chapter/track #/program #
SKIP-DOWN	PLAYBACK	Playback time	Playback before chapter/track #/program #
STOP	-	INSPECTION	Display shows cyclically by pressing key. inspection mode.
STOP	STOP	Model/destination/region code / Main -com version.	Display shows cyclically by pressing key.
DISC1	PLAYBACK	Jitter ***%	Shows jitter value(binary value vs time deviation of PLL-clock)
DISC2	-	CPPM KEY ID	13 figures.
DISC4	-	WIDE1 → WIDE2 └NORMAL┘	WIDE mode changes cyclically WIDE1 or WIDE2.

ERROR CODE OF MECHANISM

DISPLAY	CONTENTS	REASON	CANCELING KEY	REMARKS
E1001	No contact with main processor	Main processor doesn't work	No	
		Sio-0 bus damaged		
E1101	Poor disc chucking	No right position of rotary	No	
		Foreign matter inserted		
	No cancellation of chucking	No right position of rotary	No	
		Foreign matter inserted		
E1102	No turn of rotary	Foreign matter inserted	OPEN/CLOSE or DISC SKIP	
E0101	No open	Mechanism jam	CLOSE	Initialization
No show	No Close	Mechanism jam		Initialization
E0102	Playing Disc inside	Disc full load	NO	Remove the one disc after turn power off
		Not stop to turn the proper position		
E0103	No detection of disc position	Load disc at no proper position	OPEN/CLOSE or DISC SKIP	Check the sensor of discs on the rotary.
		Foreign matter inserted at sensor		
No show	Waiting	Turn power off in open/close mode.	CLOSE	Press the CLOSE key after turn the power on again.

DV-5700/DVF-R9050/R9050-S

CIRCUIT DESCRIPTION

ERROR CODE OF CIRCUIT BY SELF CHECK MODE (TEST MODE)

DEFINITION	CONTENTS	CODE	BLOCK	TIMING
<i>ODC(Optical Device Control)</i>				
MOD_NOT_CRCOK	No CRCOK signal	0x4303	(ADSC,ODC,disc ,pickup)	Read address error at lead in or focus jump.
MAS_ECC_ERR	Abnormal ODC	ODC ERROR	ODC	No emission OK on disc and host in 5 secs.
LAYER_CMP_ERR	Abnormal LAYER in seek mode	-	(ADSC,ODC,disc ,pickup)	
OUT_PB_AREA_NG	OUT of PB AREA	-		
DATA_TR_PLAY_NG	DATA Track Play	-		
SEEK_NG_CHGNV	No data caused seek error	-		
UNCORRECT_ERR	No control data by demodulator error	-		
INVALID_CMD_ERR	Out of sector ID	0xD601	ODC,disc	Over data from disc(DVD : 0xFF)(VCD : 00:02:00 less)(CD : 0xFF)
UNCORRECT_LEADIN	No lead-in data by demodulator error	0xD602		Time over in lead-in.
UNCORRECT_KEYDET	No lead-in data by demodulator error	0xD603		

DEFINITION	CONTENTS	CODE	BLOCK	TIMING
<i>SERVO</i>				
TRAY_LOADING_ERR	Tray Loading Error.	0x4000	ADSC, TRAY Mechanism, Motor LSI	DCM_TRAYCTL_T(time out 5secs)
FOCUS_SVERR	Focus Servo Error.	0x4100	ADSC, pickup & actuator, Driver LSI	DCM_FCON_T(time out 5secs), Lock NG, NG of seek.
SPINDLE_SVERR	Spindle Servo Error.	0x4101	ADSC, Driver LSI, disc Motor	DCM_DMON_T(time out 10 secs),Time out of checking stop,Time out of start to turn.
DSC_DM_ERR	DSC Disc Motor Error. Abnormal FG-period in DVD, Abnormal turn of disc motor,	0x4102	ADSC, Driver LSI, disc Motor	DCM_DMOF_T(time out 10secs), DCM_DMMODE_T(time out100ms) Abnormal turn of disc motor.,
CDC_CLV_ERR	6626 CLVS Failure. Abnormal FG-period in CD	0x4103	ADSC, Driver LSI, disc Motor	DCM_DMOF_T(time out 10secs) Setting abnormal CLV
TRAVERSE_ERR	Traverse Motor Error.	0x4104	ADSC, Driver LSI, feed Motor	DCM_INNER_T(time out 5secs)
TRACK_SVERR	Tracking Servo Error	0x4105	ADSC, pickup & actuator, Driver LSI	DCM_TRON_T(time out 1sec) Command error,Focus jump Lock NG (ReSartServo) NG of
SEEK_TIMEOUT_ERR	Seek Time Out Error	0x4106	ADSC, pickup & actuator, Driver LSI	Over 200 seek times
DSC_ERROR	DSC Error (status data error)	ADSC ERROR	ADSC	Command error
DSC_NOTREADY	DSC Not Ready Error	ADSC ERROR	ADSC	ADSC REDY time out
DSC_TIM_ERR	DSC TimeOut Error.	ADSC ERROR	ADSC	Over of CLV OK Over of command end
DSC_COM_ERR	DSC Communication Failure.	ADSC ERROR	ADSC	No use
DSC_ATN_ERR	DSC Attention Error.	ADSC ERROR	ADSC	Error of CD-trick play and CD/DVD seek. FC jump in DVD-play.
INVALID_MDTYP	Out of Media	0x4300	ADSC	No check of media, Error after servo retry. Abnormal disc.
DONOT_QREAD_ERR	6626 QCODE do not Read Error.	0x4302	ADSC	Read error in Cue or Rev play of CD
DSC_ESCAPE	DSC Command Escape	-	ADSC	Stop servo operation after setting the ESC flug in mode register of ADSC.
<i>FEP</i>				
FEP_IC_ERR	Adjustment error on data slice offset	EFP ERROR	ADSC ,FEP	jitter and data slice offset adjustment error

DV-5700/DVF-R9050/R9050-S

CIRCUIT DESCRIPTION

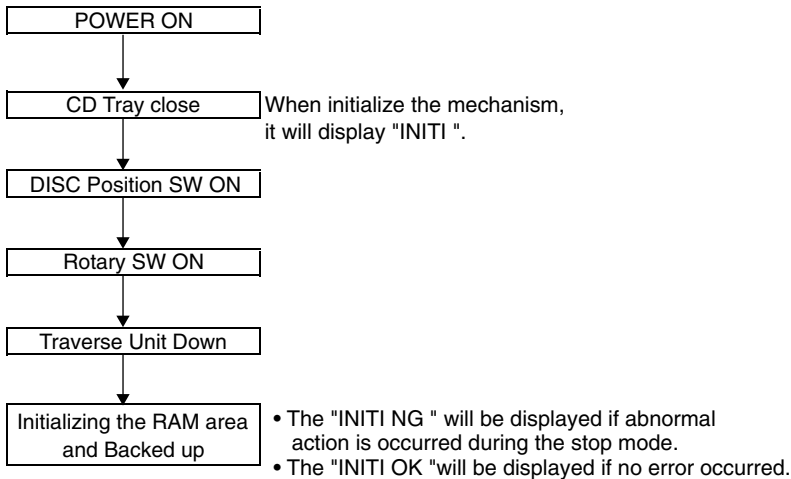
DEFINITION	CONTENTS	CODE	BLOCK	TIMING
<i>DISC</i>				
DISERR_UDF	UDF Bridge NG	0x2100	Disc format	1. No CD-ROM Volume Descriptor Set, No Primary Volume Descriptor 2. No Beginning Extended Area Descriptor 3. No NSR Descriptor of "NSR02" 4. Length error of Main Volume Descriptor Sequence 5. Directry of length error on VIDEO_TS/AUDIO_TS after root
DISERR_TT_SRP_NO	TT_SRP=0	0x2111	Disc format	
ISERR_TT_SRP_OVER	Value >TT_SRP	0x2112	Disc code	
DISERR_TT_SRP_MISS	SRP is not meet with VTSN or VTS TTN	0x2113		
DISERR_TT_SRP_PTT_OVER	Value >TT_SRP.PTT_Ns	0x2114		
DISERR_TTU_SRP_NO	TTU_SRP=0	0x2120	Disc format	
DISERR_TTU_SRP_OVER	Value >TTU_SRP	0x2121	Disc code	
DISERR_PGCI_SRP_NO	PGCI_SRP=0	0x2131	Disc format	
DISERR_PGCI_SRP_OVER	Value>PGCI_SRP	0x2132	Disc code	
DISERR_TMAP_SRP_OVER	Value>TMAP_SRP	0x2141		
DISERR_TMAP_SA_NO	TMAP_SA=0	0x2142		
DISERR_TMAP_EN_NO	MAP_EN=0	0x2143		
DISERR_PGC_PGMAP_NO	C_POSIT is OK, No PGMAP in PGC	0x2150	Disc format	
DISERR_PGC_PG_NO	C_POSIT is OK, PG=0 in PGC.	0x2151	Disc code	
DISERR_PGC_PG_OVER	Value >PG in PGC	0x2152		
DISERR_PGC_C_PBIT_NO	C_POSIT is OK, No C_PBIT in PGC	0x2153	Disc format	
DISERR_PGC_C_NO	C_POSIT is OK, Cell=0 in PGC	0x2154		
DISERR_PGC_CN_NO	Cell=0	0x2155		
DISERR_PGC_C_OVER	Value >Cell in PGC	0x2156	Disc code	
DISERR_PGC_BLK_NO	Block Cell only	0x2157	Disc format	
DISERR_SEARCH_CN_NO	No Cell# in search.	0x2160		

CIRCUIT DESCRIPTION

1. Initializing the DVD Carrousel

1-1 Setting Method

- Insert the AC power plug to AC wall outlet with pressing the "STOP" key.



2. Main Microcomputer : MN101C28CMA(X25, IC1)

Port No.	Port Name	I/O	Function
1	VSS	O	GND
2-4	KEY0-2	I	Key input for AD.
5,6	KEY3,4	O	Unused.
7	KISYU	I	Model selector.
8,9	KID0,1	I	Destination selector.
10	VREF+	O	Positive reference voltage for AD converter.
11	VDD	O	+5V
12	OSC2	I	Clock input (10MHz).
13	OSC1	O	Clock output.
14	VSS	O	GND
15	XI	I	Unused.
16	XO	O	Unused.
17	MMOD	I	GND
18	TXD0	O	SIO0 data output port. Main processor contact.
19	RXD0	I	SIO0 data input port. Main processor contact.
20	SCK0	O	SIO0 clock output.
21	SB01	O	SIO1 data output port. FL driver contact.
22	SB11	I	SIO1 data input port. FL driver contact.
23	SCLK1	I	SIO1 clock input.
24	FLCE	O	FL chip enable.
25	RESET	I	CPU reset.
26	E2CS	O	Unused.
27	P11	O	Unused.
28	MECHA VR	O	Mechanism PCM output.
29	P13	O	Unused.
30	LED DM	O	Unused.
31	REMOCON	I	Remocon code input.
32	POS SENS	O	Mecahnism position sensor.
33	MECHA FG	I	Mecahnism frequency generator(FG) signal input.
34	OPEN SW	I	Tray open switch sensor.
35	CLOSE SW	I	Tray close switch sensor.
36	12C SDA	O	IC400 control (I2C data). Scart drive/E2ROM
37	SB12	O	Unused.
38	12C SCL	O	I2C clock.
39,40	P33,34	O	Unused.

DV-5700/DVF-R9050/R9050-S

CIRCUIT DESCRIPTION

Port No.	Port Name	I/O	Function
41	TM+	O	Tray motor positive port.
42	TRM-	O	Tray/rotary motor common port.
43	RM+	O	Rotary motor positive port.
44	RGBL	O	Y signal.
45	AOP	O	Video signal selector. AOP=Pure Audio Mode.
46	YCBH	O	H=scart color-difference signal. L=RGB.
47	TRAY OPEN	O	Unused.
48	TRAY CLOSE	O	Unused.
49	POWER	O	H=on. L=power off.
50	FL OFF	O	Unused.
51	WIDE1	O	Unused.
52	WIDE2	O	Unused.
53	C OFF	O	C-signal of YC-signal on/off. H=on. L=off.
54-56	P52-54	O	Unused.
57	CE	O	Power chip enable.
58-60	P61-63	O	Unused.
61-68	LED18-11	O	Unused.
69	POWER LED	O	Power LED(D9).
70	96kHz	O	96kHz LED(D7).
71	DISC2	O	Disc 2 LED(D2).
72	DISC4	O	Disc 4 LED(D4).
73	VSS LED	O	Vss LED(D6).
74	AOP LED	O	AOP LED(D15).
75	SHOWER LED	O	Shower LED(D14).
76	192kHz	O	192kHz LED(D8)
77	DISC1	O	Disc 1LED(D1).
78	DISC3	O	Disc 3 LED(D3).
79	DISC5	O	Disc 5 LED(D5).
80	POWER MUT	O	Power mute.

3. Port Function of DVD Microcomputer : MN102L62GGB (X35, IC201)

Port No.	Port Name	I/O	Function	Active	
				H	L
1	WAIT	I	Bus wait port.		
2	NRD (ODC/AVDEC/SRAM)	O	Bus read port.		
3	NWEL	O	Unused.		
4	NWEH (ODC/AVDEC/SRAM/ROM)	O	Bus read port.		
5	RAMCS(SRAM)	O	SRAM chip select.		
6	ODCCS	O	ODC chip select.		
7	AVCS(AVDEC)	O	AV decoder chip select.		
8	ROMCS(ROM)	O	Flash ROM chip select.		
9	SCLOCK(VDAC)	O	Clock output to VDAC (X35, IC600).		
10	SDATA(VDAC)	O	Data output to VDAC (X35, IC600).		
11	FRD(ROM)	O	Flash ROM read port.		
12	WORD	-	Connected to VDD (+3.3V).		
13~16	CPUADR0~3	O	Bus address (0~3).		
17	VDD	-	Supply voltage (+3.3V).		
18	SYSCLK(AVDEC)	O	Clock output to AV decoder (X35, IC300).		
19	VSS	-	Connected to GND.		
20	XI	I	Connected to GND.		
21	XO	O	Unused.		
22	VDD	-	Supply voltage (+3.3V).		

DV-5700/DVF-R9050/R9050-S

CIRCUIT DESCRIPTION

Port No.	Port Name	I/O	Function	Active	
				H	L
23	OSCI(CLK135)	I	System clock input (13.5MHz).		
24	OSCO	O	Unused.		
25	MODE	I	Processor mode selection.	Expan. Mode	
26~33	CPUADR4~11	O	Bus address (4~11).		
34	AVDD	-	Supply voltage (+3.3V).		
35~42	CPUADR12~19	O	Bus address (12~19).		
43	VSS	-	Connected to GND.		
44	CPUADR20	O	Bus address (20).		
45	25BSY	O	Busy data output.	Normal	Busy
46	STBPSL	O	Unused.		
47	HFMON	O	HF monitor output.		
48	KMODE	O	Selection for writing the ROM.	Writing	Normal
49	AMUTE	O	Audio mute control.		
50	CIRCEN(ENC)	O	Enable to Digital Servo Controller (X35, IC1).		
51	PROGSW	I	Change-over the component terminal.		
52	STBTI	O	Strobe output to MP3 decoder (X35, IC900).		
53	FRSW	O	Flash ROM 1, 2 (X35, IC207, 215) change-over.		Default
54	VDD	-	Supply voltage (+3.3V).		
55	FEPEN	O	Enable to FEP (traverse).		
56	CLKSEL	O	Clock selection.		
57	STBDAC2	O	Strobe output to ADAC (X25, IC205).		
58	STBSP1	O	Strobe output to serial-parallel converter (X25, IC224).		
59	STBDAC1	O	Strobe output to ADAC (X25, IC204).		
60	ADSCEN(ENS)	O	Enable to Digital Servo Controller (X35, IC1).		
61	VSS	-	Connected to GND.		
62	WMINT	I	Interruption port from Water Mark Detector (X35, IC500).		
63	E2CS	O	Chip select to EEPROM (X33, IC206).		
64	SCSIBN	O	Enable control to jig for writing the ROM.		
65	196BSY	I	Busy data input.	Normal	Busy
66	VDD	-	Supply voltage (+3.3V).		
67	SCLK0	O	SIO0 clock output to communicate between main microcomputer and DVD system microcomputer.		
68	SIO	I	SIO0 data input to communicate between main microcomputer and DVD microcomputer.		
69	SO0	O	SIO0 data output to communicate between main microcomputer and DVD system microcomputer.		
70	SCLK1	O	SIO1 clock output for control ICs.		
71	SI1	I	SIO1 data input for control ICs.		
72	SO1	O	SIO1 data output for control ICs.		
73	PULL UP0	I	Unused.		
74	PULL UP1	I	Unused.		
75	NMI	I	Unused.		
76	ADSCINT	I	Interruption port from Digital Servo Controller (X33, IC1).		
77	ODCINT	I	Interruption port from Optical Disc Controller (X33, IC101).		
78	AVINT	I	Interruption port from AV decoder (X33, IC301).		
79	ICRST	O	Reset signal output to periphery ICs.		
80	MP3INT	I	Interruption port from MP3 decoder (X33, IC900).		
81	ADSEP	I	Unused.		
82	RST	I	Reset signal input.		
83	VDD	-	Supply voltage (+3.3V).		
84~91	CPUDT0~7	I/O	Bus data (0~7) input and output.		
92	VSS	-	Connected to GND.		
93~100	CPUDT8~15	I/O	Bus data (8~15) input and output.		

DV-5700/DVF-R9050/R9050-S

CIRCUIT DESCRIPTION

4. Port Function of Video Encoder /DAC : ADV7190 (X35, IC600)

Port No.	Port Name	I/O	Function
1~16	P0~1P15	I	8 bit or 16 bit 4:2:2 multiplexed Y/Cr/Cb pixel port.
17,25,54,63	VDD	-	Digital supply voltage (+3.3V).
18,24,33,55,64	DGND	-	Digital ground.
19	HSYNC	I/O	Connected to VDD.
20	VSYNC	I/O	Connected to VDD.
21	BLANK	I/O	Connected to VDD.
22	ALSB	I	Connected to digital ground.
23	TTXREQ	O	Connected to VDD.
26,39,42	AGND	-	Analog ground.
27	CLKIN	I	Clock input.
28	CLKOUT	O	Unused.
29,38,43	VAA	-	Analog supply voltage (+3.3v).
30	SCL	I	Serial interface clock input.
31	SDA	I/O	Serial data input/output.
32	SCRESET/RTC/TR	I	Connected to analog ground.
34	RSET2	I	Used to control full-scale amplitudes of the video signals from the DAC D, E, and F.
35	COMP2	O	Compensation pin for DACs D, E and F.
36	DAC F	O	S-Video C/V /RED analog output.
37	DAC E	O	S-Video Y/U/ BLUE analog output.
40	DAC D	O	Composite Y/GREEN analog output.
41	DAC C	O	S-Video C/V/ RED analog output.
44	DAC B	O	S-Video Y/U /BLUE analog output.
45	DAC A	O	Composite Y/GREEN analog output.
46	COMP1	O	Compensation pin for DACs A, B and C.
47	VREF	I/O	Voltage reference input for DACs or voltage reference output.
48	RSET1	I	Used to control full-scale amplitudes of the video signals from the DAC A, B, and C.
49	RESET	I	Reset signal input.
50	CSO HSO	O	Unused.
51	VSO/ CLAMP	I/O	Unused.
52	PAL NTSC	I	Connected to digital ground.
53	NC	-	Unused.
56	TTX	I	Connected to digital ground.
57~162	NC	-	Unused.

5. Serial-Parallel Converter : NJU3715G (X25, IC224)

Port No.	Port Name	I/O	Function
1	SURH	O	Surround on/off control
2	H2CH	O	Front/Mix change-over (X25, IC212, 213) H:DOWN MIX L : L,R
3	BASS	O	DVD A BASS Management change-over (X25, IC801)
4	FRNTH	O	Unused
7	CLKSEL2	O	VRQ change-over H : MP3 L: AV
16	L192	O	Audio out LPF change-over H:60k L:110k
*17	THRU	O	ADAC Through (X25, IC901~903)
*18	IW0	O	ADAC bit setting (X25, IC901~903)
*19	IW1	O	ADAC bit setting (X25, IC901~903)
*20	DACMUT	O	ADAC mute (X25, IC901~903)
*21	MMOD1	O	ADAC Fs change-over (X25, IC901~903)

* DVF-R9050 only

DV-5700/DVF-R9050/R9050-S

CIRCUIT DESCRIPTION

6. AV decoder : MN677521HB (X35, IC300)

6-1 Port Function

Port No.	Port Name	I/O	Function
1,9,32,46,53,73 104,116,142,156 160,166,172,179 184,191,197,205	VDD	-	Digital supply voltage (+3.3V).
2~4,6~8,10,201 203,204,206,207	MA0~MA11	O	SDRAM address 0~11
5,14,27,42,52,60 70 83,92,105 120,147 157,163 169,176,182 186 194,200,208	VSS	-	Digital ground.
11	CLK121	-	Connected to digital ground.
12,37,66,79,96 112,145,174,188 202	LVDD	-	Digital supply voltage (+2.5V) for internal logic.
13	XRST	I	System reset input. L : Reset
15	CLK81	-	Connected to digital ground.
16	PLLAVDD	-	Main PLL supply voltage (+3.3V).
17	TCPOUT	0	Unused.
18	PLLAVSS	-	Connected to digital ground.
19	CLK27	I	System clock input (27MHz).
20	PLLTEST	I	Test input port for main PLL. L : Fixed
21	CKIO	I	Decode clock change-over.
22	PLLVDD	-	Supply voltage (+2.5V) of internal logic for main PLL..
23,24	HMD1,HMD0	-	Connected to digital supply voltage (+3.3V).
25	XHINT	O	Interruption to DVD microcomputer. L : Active
26	XDK	O	Acknowledgment to DVD microcomputer. L : Active
28	XWR	I	Write enable from DVD microcomputer.
29	XRD	I	Read enable from DVD microcomputer.
30	XCS	I	Chip select from DVD microcomputer.
31	HCLK	I	Clock input from DVD microcomputer.
33~36,38~41 43~45	HA1~HA11	I	Address input from DVD microcomputer.
47~51,54~59 61~65	HD0~HD15	I/O	DVD microcomputer data bus 0~15.
67	AUDSTR	I	Valid signal of bit stream input data.
68	ARQ	0	Unused.
69	VSTR	I	Clock signal input for bit stream.
71	VRQ	O	Request of program stream.
72	AVRTM	I	Sector separation signal.
74~78,80~82	STD0~STD7	I	Bit stream parallel input 0~7.
84	EXTCK	I	External FS384 input terminal.
85	APLLVDD	-	Supply voltage (+2.5V) of internal logic for Audio PLL..
86	P5481	-	Audio PLL ground.
87	PHCOPMO	O	Audio PLL phase comparison output.
88	APLLAVSS	-	Audio PLL ground.
89	NC	-	Unused.
90	APLLAVDD	-	Supply voltage (+3.3V) for Audio PLL..
91	ACKIO	-	Connected to digital ground.
92	VSS	-	Digital ground.
93	DCTEST	-	Connected to digital ground.
94,95	TESTSEL1,0	-	Connected to digital ground.

DV-5700/DVF-R9050/R9050-S

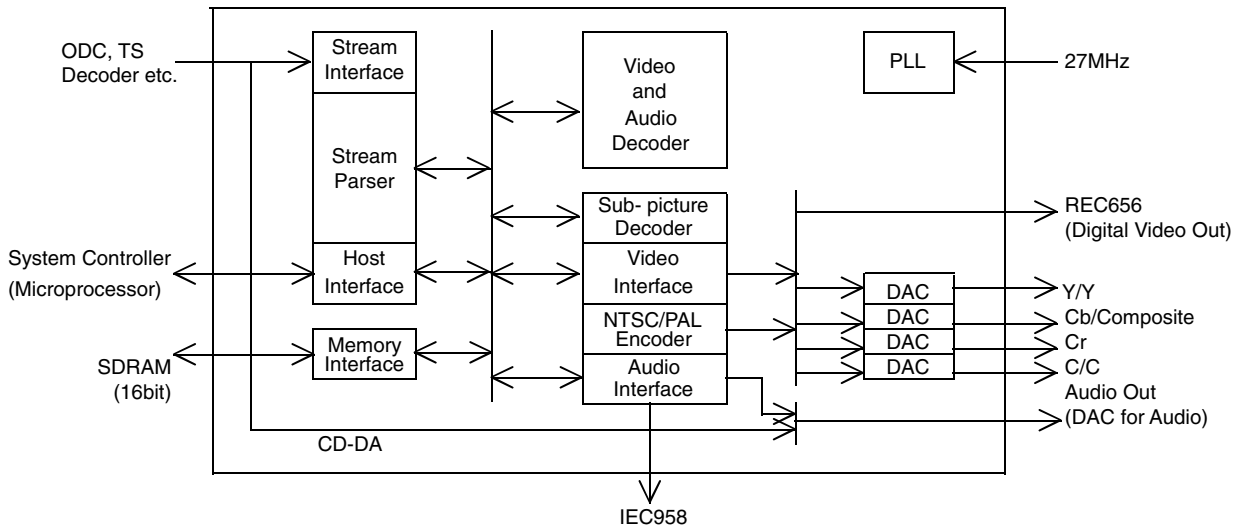
CIRCUIT DESCRIPTION

Port No.	Port Name	I/O	Function
97~102,106,108	TEST4~TEST9		
109	TEST3,1,0	O	Unused.
103	CLKMON	O	Unused.
107	RFF	O	Unused.
110	IECOUT	O	IEC958 format data output.
111	DMIX	O	Audio down mix signal output.
113	DACCK	O	Over sampling DAC clock output.
114	LRCK	O	LR clock output.
115	SRCK	O	Bit clock output.
117~119	ADOUT(0~2)	O	Audio data output (0~2).
121	XPOWD	I	DAC power down control input.
122	VREFC	I	DAC reference voltage input for C signal.
123	IREFC	I	DAC bias current setting port for C signal.
124	COMPC	I	Capacitance connection for DAC (C signal) stabilization.
125	VCOUT	O	Unused.
126,136	AVDD	-	Analog supply voltage (+3.3V) for DAC.
127	VREFCB	I	DAC reference voltage input for CB signal.
128	IREFCB	I	DAC bias current setting port for CB signal.
129	COMPCB	I	Capacitance connection for DAC (CB signal) stabilization.
130	VCBOUT	O	Unused.
131,141	AVSS	-	Analog ground for DAC.
132	VREFCR	I	DAC reference voltage input for CR signal.
133	IREFCR	I	DAC bias current setting port for CR signal.
134	COMPCR	I	Capacitance connection for DAC (CR signal) stabilization.
135	VCROUT	O	Unused.
137	VREFY	I	DAC reference voltage input for Y signal.
138	IREFY	I	DAC bias current setting port for Y signal.
139	COMPY	I	Capacitance connection for DAC (Y signal) stabilization.
140	VYOUT	O	Unused.
143	XYSYNCO	I/O	Vertical synchronizing signal input/output.
144	XHSYNCO	I/O	Horizontal synchronizing signal input/output.
146	VCLK	O	Clock output for digital video data output.
148~155	VD0~VD7	O	Digital video data output (0~7).
158,159,161,162 164,165,167,168 170,171,173,175 177,178,180,181	MDQ0~MDQ15	I/O	SDRAM data bus (0~15).
183	MCKI	I	Clock input from SDRAM.
185	MCK	O	Clock output to SDRAM.
187	DQMLE	O	Lower bite data, mask signal of expander SDRAM.
189	DQMLM	O	Lower bite data, mask signal of main SDRAM.
190	DQMUE	O	Upper bite data, mask signal of expander SDRAM.
192	DQMUM	O	Upper bite data, mask signal of main SDRAM.
193	XWE	O	Write enable signal of SDRAM.
195	XCAS	O	CAS signal of SDRAM.
196	XRAS	O	RAS signal of SDRAM.
198	XCSE	O	Chip select signal of expander SDARM.
199	XCSM	O	Chip select signal of main SDARM.

DV-5700/DVF-R9050/R9050-S

CIRCUIT DESCRIPTION

6-2 Block Diagram



7. Digital Video Enhancer : FL12220 (X35, IC703)

7-1 Port Function

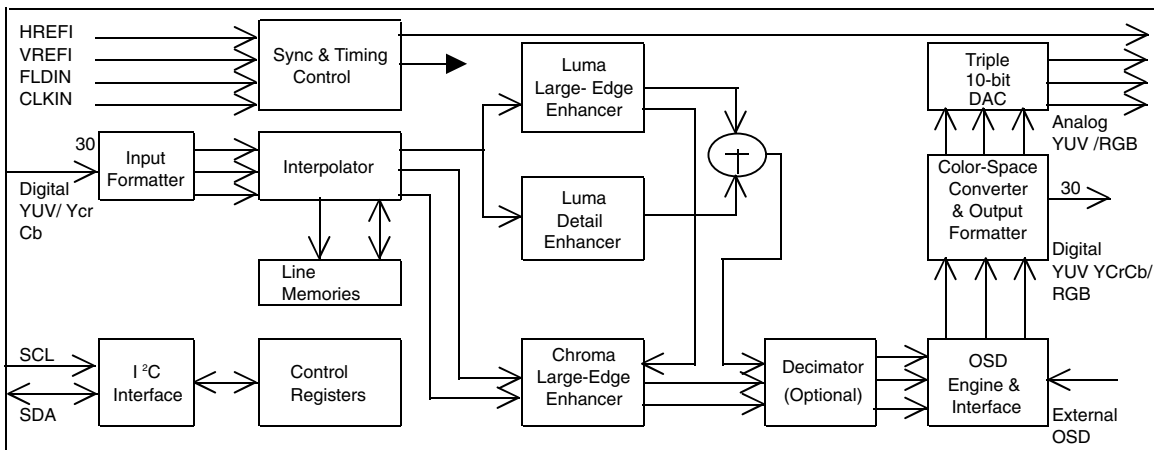
Port No.	Port Name	I/O	Function
External OSD Interface			
1~5	OSDC(0~4)		Multiplexed chroma signal is input on this bus. (Connected to ground.)
156~160	OSDC(5~9)	I	
6	OSDSEL	-	External OSD select input. (Connected to ground.)
144~153	OSDY(0~9)	-	External OSD luma input. (Connected to ground.)
Test outputs(Not shown on Block diagram)			
7~10	TEST(03~06)	O	Test outputs. These pins should be left unconnected for normal operation.
13~15	TEST(00~02)		
Test inputs(Not shown on Block diagram)			
19	TESTB	I	Active low test input. This pin should be tied to VDD for normal operation.
69,70,14	TEST (0~2)	I	Active high test inputs. This pin should all be tied to VSS for normal operation.
Power Supply Connections(Not shown on Block diagram)			
11,28,40,49,59 60,81,87,93,99 101,107, 113,119 121,127,131,135 141,154	VDD	-	Digital power connections. Connect to the digital +3.3 volt power supply and decouple to the digital ground plane.
12,29,41,50,79 80,82,88,94,100 102,108,114,120 122, 128,132,136 142,155	VSS	-	Digital ground connections. Connect to the digital ground plane.
72	ISINK	-	Analog current sink return for the video DAC circuits. Connect to the analog ground plane.
68	AVDD	-	Analog power connections for the clock PLL circuits.
74	AVDD	-	Analog power connections for the video DAC circuits.
Control Signals			
16	SDA	I	I ² C compatible serial control bus data.
17	SCL	I/O	I ² C compatible serial control bus clock.
18,20	MODE(0,1)	-	I ² C operating MODE(0,1).
21~23	ADDR(0~2)	-	The setting of ADDR(0~2) allow the I2C address of the device to be programmed to prevent conflict with the other I2C devices in the system.

DV-5700/DVF-R9050/R9050-S

CIRCUIT DESCRIPTION

Port No.	Port Name	I/O	Function
24	I2CCLK	I	Clock input for the internal I2C circuit.
25	RESETB	I	Reset. When this input is set low it will reset all internal registers to the default states.
67	CLKIN	I	Master clock input.
139	ENHOFF	-	When this pin is set low the FL12220 will be in normal enhancement mode.
Input Signals			
26,27,30~37	CBIN(0~9)	I	10-bit non-multiplexed Cb or multiplexed Cb/ Cr signal input bus.
43~48,51~54	CRIN(0~9)	I	10-bit non-multiplexed Cr signal input bus.
55~58,61~66	YIN(0~9)	I	10bit luminance or multiplexed Y/Cb/Cr signal input bus.
Input Signals(cont.)			
38	HBLANKI	I	Horizontal input blanking signal.
39	VBLANKI	I	Vertical input blanking signal.
42	FLDIN	I	Odd/Even field designator input.
Analog Output Signals			
71	R/Cr-ANA	O	Analog output.
73	G/Y-ANA	O	Analog output.
75	B/Cb-ANA	O	Analog output.
76	COMP	-	Compensation for video DACs. Should be connected to analog ground via a capacitor.
77	RSET	-	Current setting resistor for video DACs.
78	VREF	-	Voltage reference for video DACs.
Digital Output Signals			
83~86,89~92 95,96	G/YOUT(0~9)	O	Green or luminance output bus.
115~118 123~126,129,130	CBOUT(0~9)	O	Blue or Cb chrominance output bus.
Digital Output Signals(cont.)			
97,98,103~106 109~112	CROUT(0~9)	O	Red or Cr chrominance output bus.
133	HBLANKO	O	Horizontal output blanking signal.
134	VBLANKO	O	Vertical output blanking signal.
137	YCLKO	O	Output luma sampling clock.
138	FLDO	I	Odd/Even field designator input.
140	CCLKO	O	Output chroma sampling clock.

7-2 Simplified Block Diagram



DV-5700/DVF-R9050/R9050-S

CIRCUIT DESCRIPTION

8. Video Deinterlacer : FL12200(X35, IC700)

8-1 Port Function

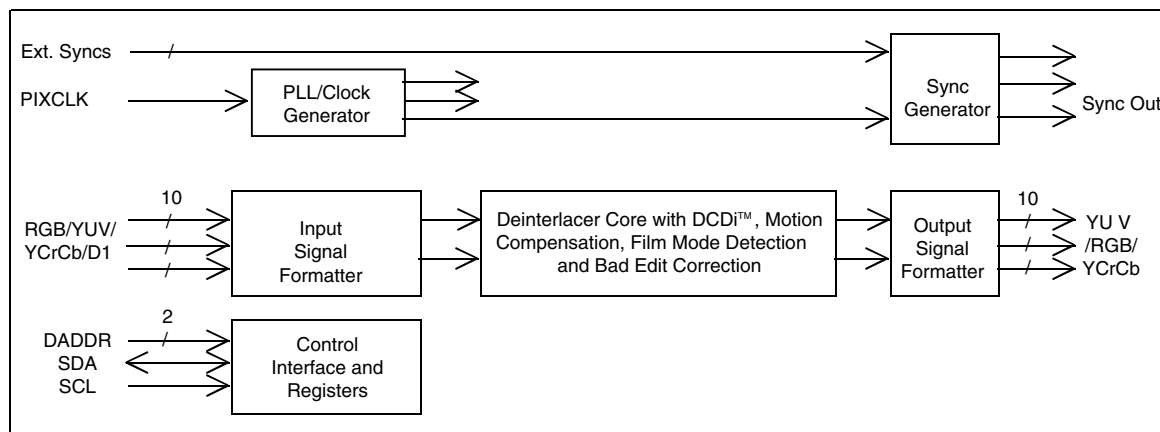
Port No.	Port Name	I/O	Function
Test outputs			
112,113	TEST(00, 01)	O	These pins are test outputs and should be left unconnected in normal operation.
Test inputs			
41,50,51,108 109,111	TEST(0~5)	-	These pins are used for test purposes only and should always be tied low for normal operation.
Power Supply Connections(Not shown on Block diagram)			
1,33,63,73,84, 95,105,114,123, 137,144,151,167	VDD33	-	Pad Ring digital power connections. Connect to the digital +3.3 volt power supply and decouple to the digital ground plane.
2,17,34,55,64, 74,85,96,106, 115,124,132,138, 145,152,159,168	VSS	-	Ground connections. Connect to the digital ground plane.
43	AVSS	-	Ground connection for the clock PLL circuits. Connect to the digital ground plane.
16,54,107,158	AVDD25	-	Core Logic digital power connections. Connect to the digital +2.5 volt power supply and decouple to the digital ground plane.
42	AVDD	-	Analog power connections for the clock PLL circuit. Connect to a separately decoupled +2.5 volt power supply and decouple directly to the AVSS pin.
Control Signals			
49	RESETB	I	Reset. When this input is set low it will reset all the internal registers to the default states.
53	OE	O	When this pin is set high the outputs of the FL12200 will be enabled ; when it is set low the outputs will be set into a high-impedance state.
56~58	IFORMAT(2~0)	I	Input signal format control.
59~61	OFORMAT(2~0)	O	Output signal format control.
44,45	DADDR(1,0)	-	The settings of DADDR(1,0) allow the device address of the control bus to be programmed to prevent conflict with the other devices connected to the bus.
46	MODE	-	When this pin is set low the control bus will operate in the slave mode ; allowing the device to programmed from an external controller.
47	SDA	I	2-wire serial control bus data.
48	SCL	I/O	2-wire serial control bus clock.
40	PIXCLK	I	Pixel clock input. This clock is used to drive all the circuits in the FL12200.
62	N/P/IN/OUT	I/O	NTSC/PAL input or output.
Control Signals(contd.)			
52	NOMEM	I	No memory mode control input.
Input Signals			
18~27	G/YIN(0~9)	I	10-bit green or luminance signal input bus.
6~15	B/CbIN(0~9)	I	10-bit blue or Cb chroma signal input bus.
28~32 35~39	R/CrIN(0~4) R/CrIN(5~9)	I	10-bit red or Cr chroma signal input bus.
3	HSYNCREFI	I	Horizontal sync or reference.
4	VSYNCREFI	I	Vertical sync or reference.
5	FIELDIN	I	Field identifier input.
Output Signals			
65~72 75,76	G/YOUT(2~9) G/YOUT0,1	O	Green or luminance output bus.
93,94 97~104	B/CbOUT8,9 B/CbOUT(0~7)	O	Blue or Cb chrominance output bus.

DV-5700/DVF-R9050/R9050-S

CIRCUIT DESCRIPTION

Port No.	Port Name	I/O	Function
77~83 86~88	R/CrOUT(3~9) R/CrOUT(0~2)	O	Red or Cr chrominance output bus.
116	CCLKO	O	Chroma output sampling clock.
117	YCLKO	O	Luma output sampling clock.
89	VREFO	-	Start of active field or frame indicator.
90	HREFO	O	Start of active line indicator output.
91	VSYNCO/CREFO	O	Vertical sync output. This signal provides the vertical sync function for the outputs.
92	H/CSYNCO	O	Horizontal or composite sync output. This signal provides the horizontal sync function for the outputs.
110	FILM	O	Film mode detector output.
SDRAM Interface Signals			
125~131 133~136	ADDR(4~10) ADDR(0~3)	-	SDRAM address bus. This signal bus is used to address the external SDRAM(s) used for field memories.
139~143,146~150 153~157,160~166 169~176	DATA(0~4) 5~9,10~14, 15~21,22~29	-	SDRAM data bus. This signal bus is used to transfer the data to and from the external SDRAM(s) used for field memories.
118	MEMCLKO	O	SDRAM clock and 2x output sampling clock.
119	WEN	-	SDRAM write enable. This active low signal should be connected to the WE pin(s) on the SDRAM(s).
120	RASN	-	SDRAM row address select. This active low signal should be connected to the RAS pin(s) on the SDRAM(s).
121	CASN	-	SDRAM column address select. This active low signal should be connected to the CAS pin(s) on the SDRAM(s).
122	BSEL	-	SDRAM bank select.

8-2 Simplified Block Diagram



DV-5700/DVF-R9050/R9050-S

CIRCUIT DESCRIPTION

9. Port Function of 2ch DAC : PCM1748E (X25, IC204)

Port No.	Port Name	I/O	Function
1	BCK	I	Audio data bit clock input.
2	DATA	I	Audio data digital input.
3	LRCK	I	L-ch/R-ch audio data latch enable input.
4	DGND	-	Digital ground.
5	VDD	-	Digital power supply (+3.3v).
6	VCC	-	Analog power supply (+5.0V).
7	VOU TL	O	Analog output for L-ch.
8	VOU TR	O	Analog output for R-ch.
9	AGND	-	Analog ground.
10	VCOM	-	Common voltage decoupling.
11	ZEROR/ZEROA	O	Zero flag output for R-ch / Zero flag output for L/R-ch.
12	ZEROL/NA	O	Zero flag output for L-ch / No assign.
13	MD	I	Mode control data input.
14	MC	I	Mode control clock input.
15	ML	I	Mode control latch input.
16	SCL	I	System clock input.

10. Port Function of 6ch DAC : PCM1602KY (X25, IC205)

Port No.	Port Name	I/O	Function
1~6	ZERO1~6 /GPO1~6	O	Zero data flag for Vout 1~6. Can also be used as GPO pin.(Unused)
7	NC	-	Analog ground.
8	NC	-	Analog power supply (+5.0V).
9	VOUT6	O	Voltage output for audio signal corresponding to Rch on data3. Up to 96 kHz
10	VOUT5	O	Voltage output for audio signal corresponding to Lch on data3. Up to 96 kHz
11	VOUT4	O	Voltage output for audio signal corresponding to Rch on data2. Up to 96 kHz
12	VOUT3	O	Voltage output for audio signal corresponding to Lch on data2. Up to 96 kHz
13	VOUT2	O	Voltage output for audio signal corresponding to Rch on data1. Up to 192 kHz
14	VOUT1	O	Voltage output for audio signal corresponding to Lch on data1. Up to 192 kHz
15	VCOM	O	Common voltage output.
16	NC	-	Analog ground.
17	AGND5	-	Analog ground.
18	VCC5	-	Analog power supply (+5.0V).
19	AGND6	-	Analog ground.
20	NC	-	Analog power supply (+5.0V).
21	AGND4	-	Analog ground.
22	VCC4	-	Analog power supply (+5.0V).
23	AGND3	-	Analog ground.
24	VCC3	-	Analog power supply (+5.0V).
25	AGND2	-	Analog ground.
26	VCC2	-	Analog power supply (+5.0V).
27	AGND1	-	Analog ground.
28	VCC1	-	Analog power supply (+5.0V).
29	NC	-	Analog ground.
30	NC	-	Analog power supply (+5.0V).
31,32	NC	-	Analog ground.
33	MDO	O	Serial data output for function register control port. (Unused)
34	MDI	I	Serial data input for function register control port.
35	MC	I	Shift clock for function register control port.
36	ML	I	Latch enable for function register control port.
37	RST	I	System reset input. (Active low)
38	SCKI	I	System clock input. Input frequency is 128, 192, 256, 384, 512 or 768fs.

DV-5700/DVF-R9050/R9050-S

CIRCUIT DESCRIPTION

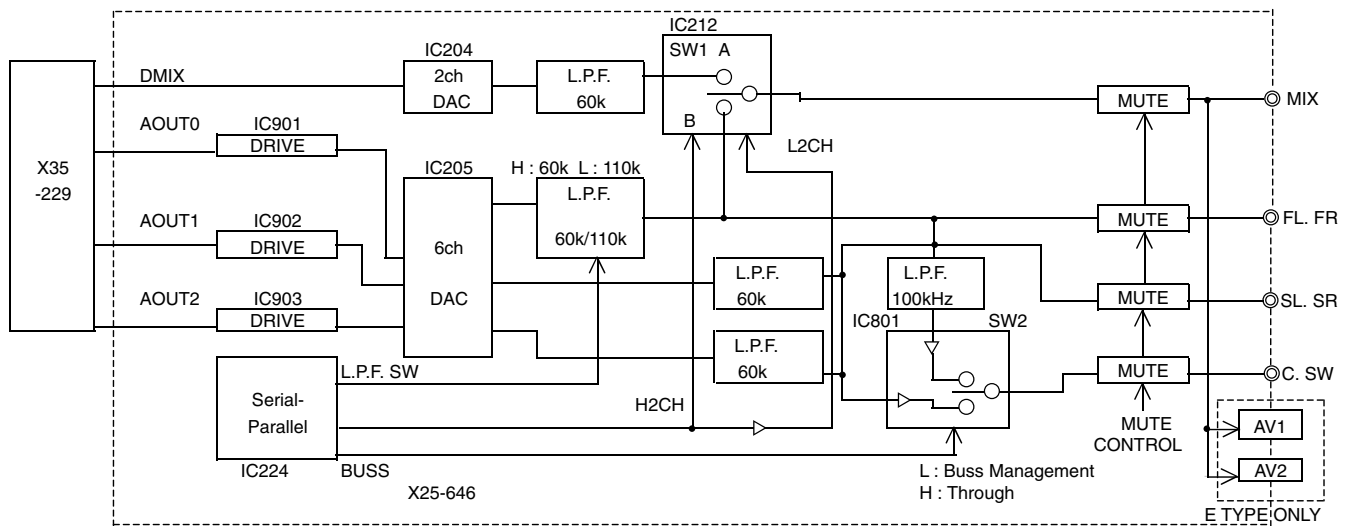
Port No.	Port Name	I/O	Function
38	SCKI	I	System clock input. Input frequency is 128, 192, 256, 384, 512 or 768fs.
39	SCKO	O	Buffered clock output. (Unused)
40	BCK	I	Shift clock input for serial audio data.
41	LRCK	I	Left and right clock input. This clock is equal to the sampling rate, fs.
42	TEST	-	Test pin.
43	VDD	-	Digital power supply (+3.3V).
44	DGND	-	Digital ground for +3.3V.
45	DATA1	I	Serial audio data input for Vout1 and Vout2.
46	DATA 2	I	Serial audio data input for Vout3 and Vout4.
47	DATA 3	I	Serial audio data input for Vout5 and Vout6.
48	ZEROA	O	Zero data flag. Logical "AND" of ZERO1 through ZERO6.

11. Key Matrix

KEY 0 (Pin2)	KEY 1 (Pin3)	KEY 2 (Pin4)
	OP/CL	PLAY
SKIP	DISC 1	STOP
AOP	DISC 2	SKIP DOWN
	DISC 3	SKIP UP
	DISC 4	PAUSE
	DISC 5	

The number inside () is pin number of main u-com (X25, IC1).

DVF-R9050 Audio Output Block Diagram
* SCART terminals (AV1,2) are available for European model only.



Media vs Switches

Low Pass Filter	Media
110kHz	DVD-Audio(fs : 192kHz, 176.4kHz)
60kHz	All

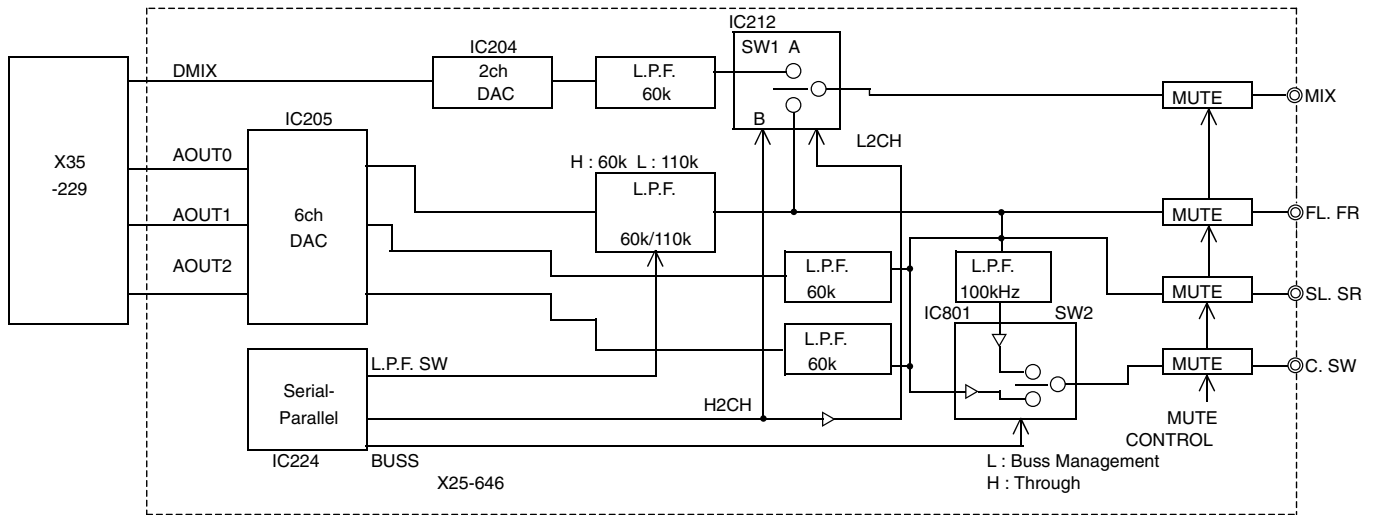
Media	SW1
DVD-Audio(fs : 192kHz, 176.4kHz)	B
VCD, CD-DA	
Others	A

DV-5700/DVF-R9050/R9050-S

CIRCUIT DESCRIPTION

DV-5700

Audio Output Block Diagram



Media vs Switches

Low Pass Filter	Media
110kHz	DVD-Audio(fs : 192kHz, 176.4kHz)
60kHz	All

Media	SW1
DVD-Audio(fs : 192kHz, 176.4kHz)	B
VCD, CD-DA	A
Others	A

Relation of IN/OUT on Video Signal

Condition	IN-Signal	OUT		
		AV1	AV2	RGB
Composite	Y,C(X35,IC600)	#19(V/Y out)	#19(V out)	-
S-Video	Y,C(X35,IC600)	#19(V/Y out) #15(RC out)	-	-
RGB	RGB(X35,IC600)	#15(R/C out) #11(G out) #7(B out) #19(V/Y out)	#19(V out)	-
Standby	<AV2> #20(V in) #15(R in) #11(G in) #7(B in)	#15(R/C out) #11(G out) #7(B out) #19(V/Y out)	IN-SIGNAL	-

Relation of IN/OUT on Audio Signal

Condition	IN-Signal	OUT		
		AV1	AV2	RGB
Power on	DVD MIX-OUT		#1(A{B}out) #3(A{A}out)	-
Standby	DVD MIX-OUT	#1(A{B}out) #3(A{A}out)	#2(A{B}in) #6(A{A}in)	-
			#1(A{B}out) #3(A{A}out)	-

Condition	BLK(#16,AV1)
RGB	1V~3V/75Ω
Other	0V
Standby	#16 of AV2 : through

Condition	FUNC.SW (#8,AV1)
16 : 9 TV PLAY (Aspect Ratio)	6V
Other	9.5V
Standby	#16 of AV2 : through

AV1 : X25, J 501(DVF-R9050 only)
 AV2 : X25, J 502(DVF-R9050 only)
 RGB : X25, J 604

DV-5700/DVF-R9050/R9050-S

MECHANISM DESCRIPTION

1. Assembling and Disassembling the Optical Pickup (Mechanical Parts)

The optical pickup can be damaged by static electricity from your body.

Be sure to take static electricity countermeasures when working around the optical pickup.

1-1 Handling the Optical Pickup

1. The optical pickup is an extremely high-precision mechanism. Do not subject it to strong damage.
2. Testers cannot be used to check the laser diode of the optical pickup. The power supply inside the tester can easily damage the laser diode.
3. Take care when handling the flexible cable because excessive force can cause it to break.
4. To preserve the quality of the optical pickup replacement parts during transport and installation, the terminals of the laser diode are short-circuited. After replacing the parts, use the proper procedure to return the laser diode to its original condition.

1-2 Static Electricity Countermeasures

The laser diode inside the traverse unit (optical pickup) can be damaged by static electricity from your body. Be sure to take static electricity countermeasures when working around the optical pickup.

1-2-1 Static Electricity Countermeasure Methods

1. Ground yourself
Use an anti-static wrist strap to discharge static electricity from your body.
2. Ground the workbench
Lay a conductive material (sheet) or steel sheet on the surface where the traverse unit (optical pickup) is to be placed, then ground the sheet.

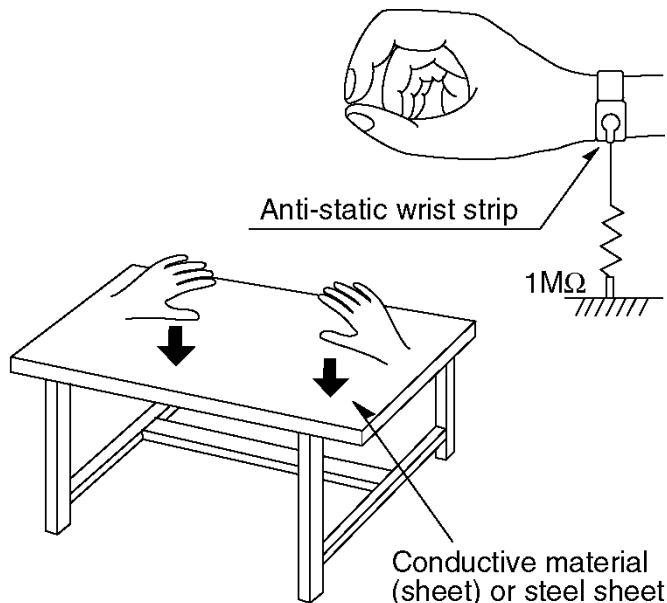


Fig. 1

1-2-2 Assembling the Optical Pickup

1. Insert a flexible cable in the arrow direction in the drawing.
2. Cut the flexible cable.

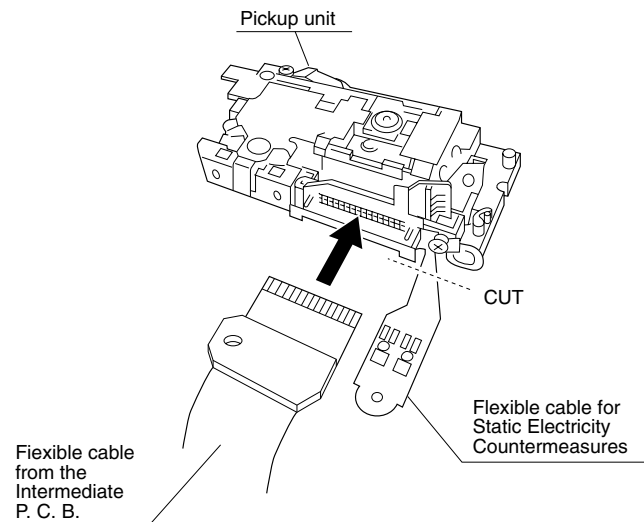


Fig. 2

1-3 Disassembling the Clamper Assembling

1. Remove the 2 screws.

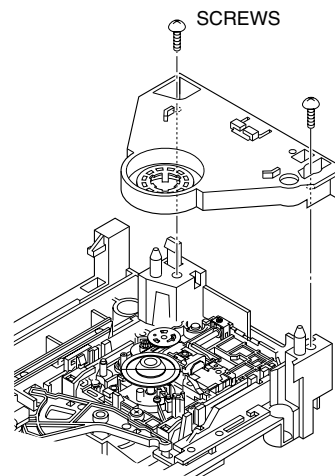


Fig. 3

MECHANISM DESCRIPTION

1-4 Disassembling the Optical Pickup Unit

1. Remove the 3 screws and the 3 spring holders.

Note

Be sure not to lose the springs.

2. Remove the guide shaft.

Note

Be sure to adjust the optical pickup tilt after replacing the optical pickup.

(Refer to Optical Pickup Tilt Adjustment.)

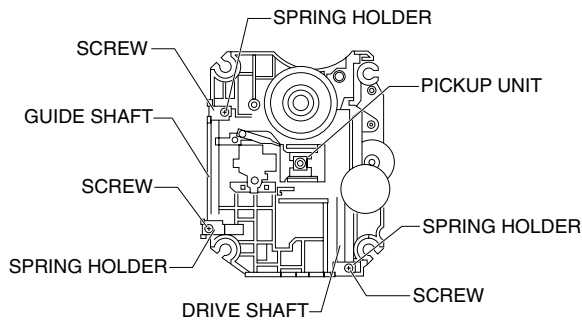


Fig. 4

1-5 Disassembling the Traverse Unit

1. Turn the motor pulley in the direction of the arrow in the drawing (①) so that the traverse unit will reach the lowest position (②).

* 2. To release the stopper from the left slider, push it downward (③).

3. Pull the left slider frontward (④) to match the dent of sliders to the protrusions of the traverse unit in the direction of the arrow in the drawing (⑤, ⑥).

4. Remove the 2 screws and arms (⑦).

5. Lift the traverse unit upward to pull it out (⑧).

* Note

Do not push stopper downward strongly because it can be broken by excessive force.

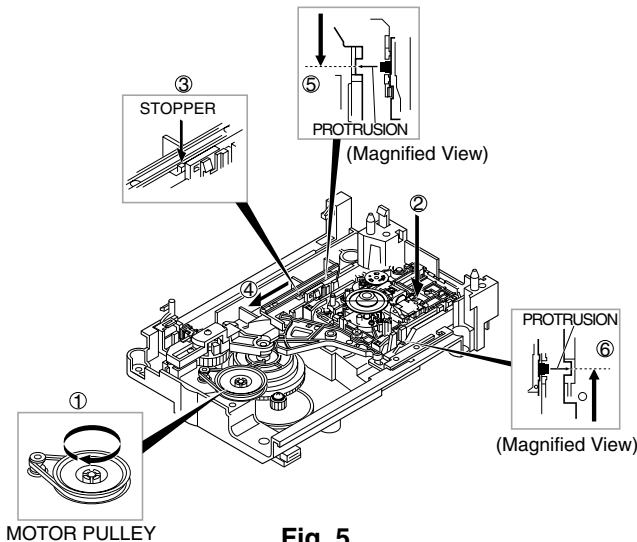


Fig. 5

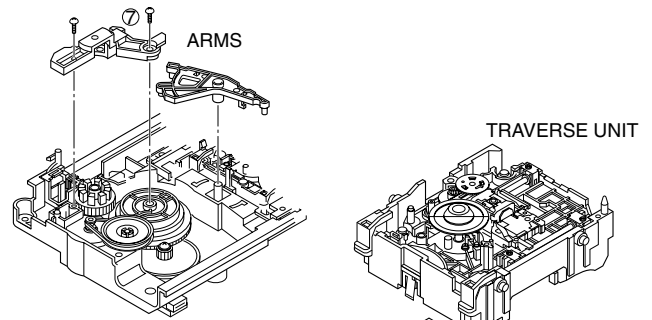


Fig. 6

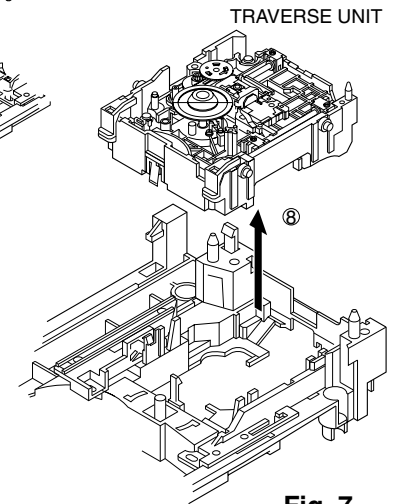


Fig. 7

1-6 Disassembling the Middle Chassis

1. Remove 4 push rivets (⑨) using a screw driver.
2. Lift the traverse upward to pull it out (⑩).

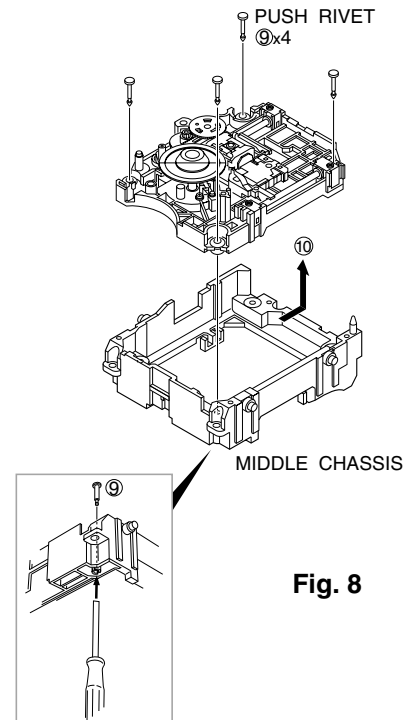


Fig. 8

DV-5700/DVF-R9050/R9050-S

MECHANISM DESCRIPTION

1-7 Disassembling the Traverse gear A.

1. Remove the traverse gear A.

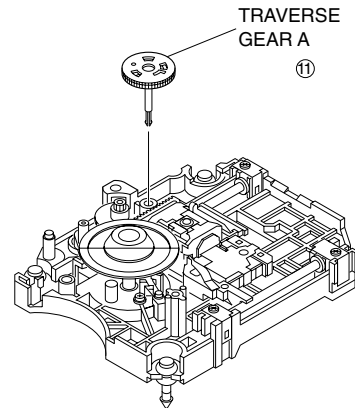
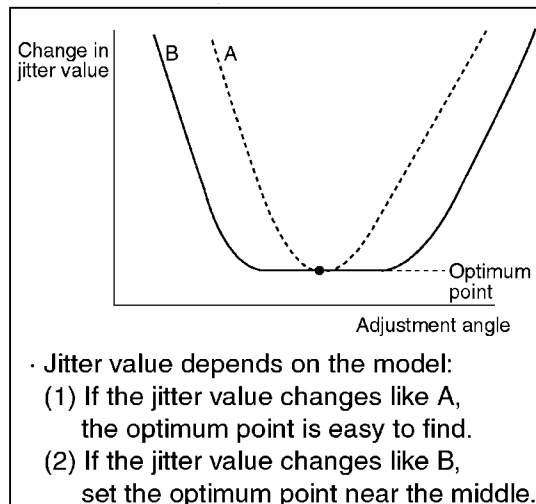
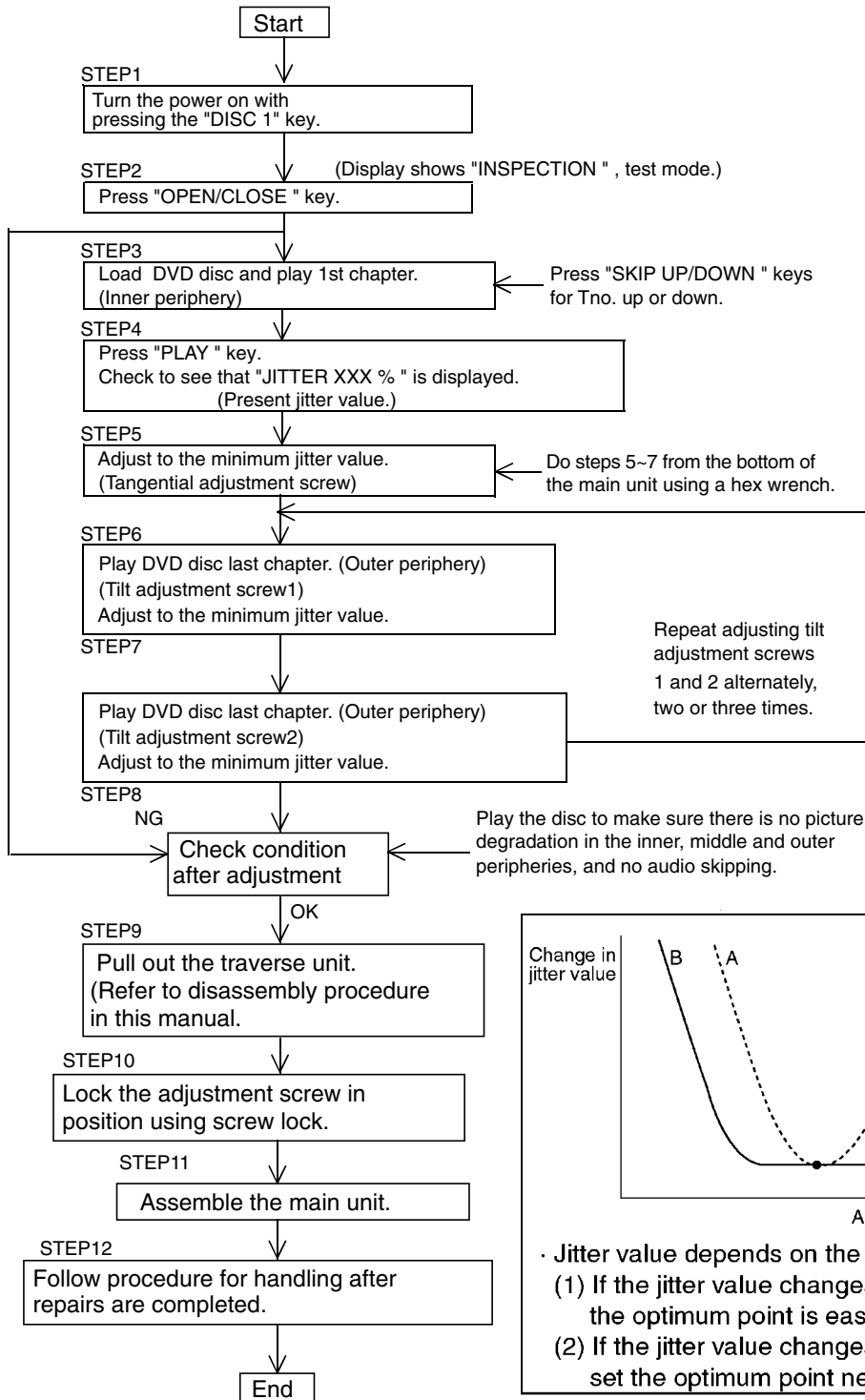


Fig. 9

1-8 Optical Pickup Tilt Adjustment



DV-5700/DVF-R9050/R9050-S

MECHANISM DESCRIPTION

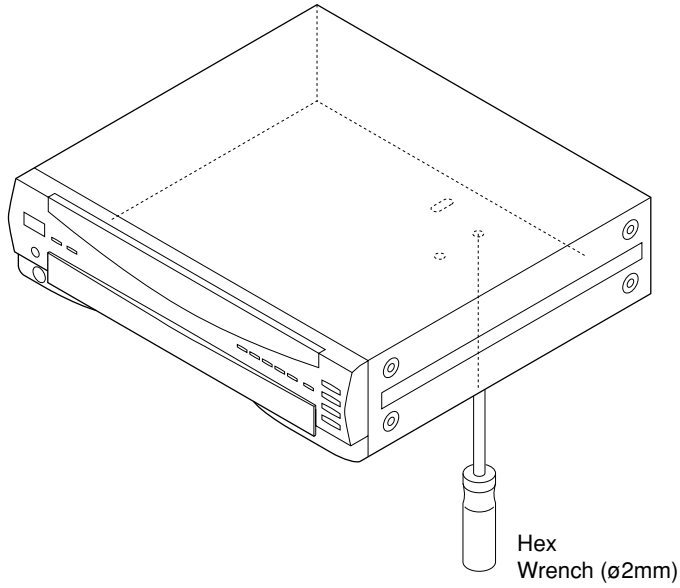


Fig. 10

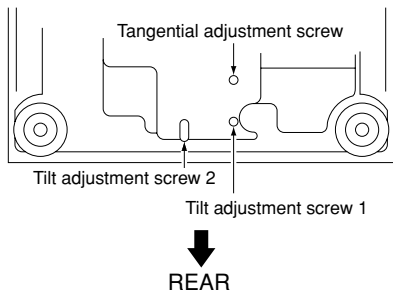


Fig. 11

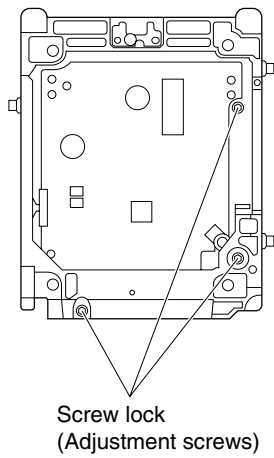


Fig. 12

DV-5700/DVF-R9050/R9050-S

ADJUSTMENT

No.	ITEM	INPUT SETTING	OUTPUT SETTING	ALIGNMENT POINT	ALIGNMENT FOR	FIG.
1	Y,Cb,Cr LEVEL	100% COLOR BAR DISC	Connect the oscilloscope to Y output with 75-ohms resistor. ※ Output Mode: Interlace	VR601	Y-signal = 1000mV ±30mV	FIG.1
2	Y LEVEL	100% COLOR BAR DISC	Connect the oscilloscope to COMPOSIT output with 75-ohms resistor.	VR600	COMPOSIT-signal = 1000mV ±30mV	FIG.2
<i>You need the step 1 and 2 before next step 3</i>						
3	CHROM LEVEL	100% COLOR BAR DISC	Connect the oscilloscope to COMPOSIT output with 75-ohms resistor	VR602	Chrom-signal = 286mV ±14mV	FIG.2
4	Progressive Y, Cb, Cr LEVEL	100% COLOR BAR DISC	Connect the oscilloscope to Y output with 75-ohms resistor. ※ Output Mode: Progressive	VR800	Y-signal= 1000mV±30mV	FIG.1

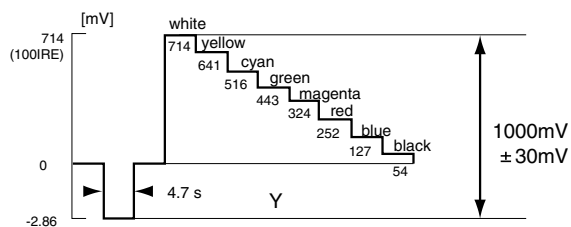


Fig. 1

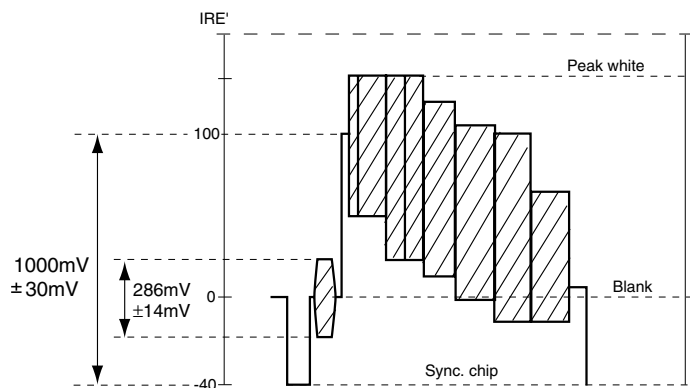
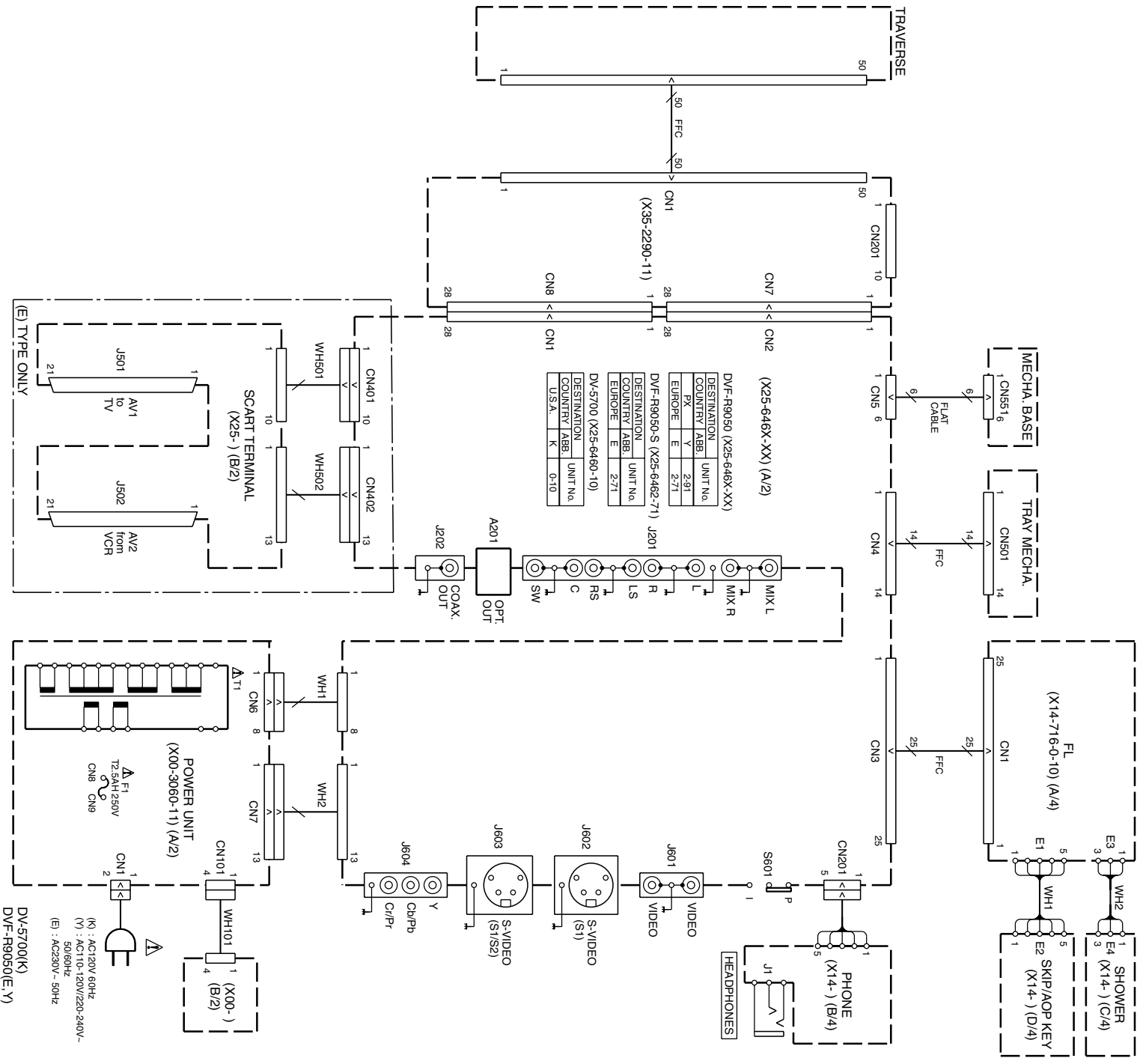


Fig. 2

DV-5700/DVF-R9050/R9050-S

WIRING DIAGRAM



DV-5700(K)
DVF-R9050(E,Y)

(K) : AC120V 60Hz
(Y) : AC110-120V/220-240V-50/60Hz
(E) : AC230V ~ 50Hz

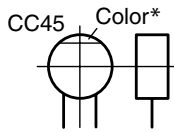
DV-5700/DVF-R9050/R9050-S

PARTS DESCRIPTIONS

CAPACITORS

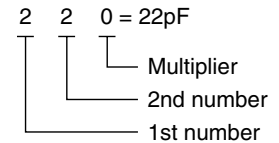
CC 45 TH 1H 220 J
 1 2 3 4 5 6

- 1 = Type ... ceramic, electrolytic, etc.
- 2 = Shape ... round, square, ect.
- 3 = Temp. coefficient
- 4 = Voltage rating
- 5 = Value
- 6 = Tolerance



Capacitor value

- 010 = 1pF
- 100 = 10pF
- 101 = 100pF
- 102 = 1000pF = 0.001μF
- 103 = 0.01μF



Temperature coefficient

1st Word	C	L	P	R	S	T	U
Color*	Black	Red	Orange	Yellow	Green	Blue	Violet
ppm/°C	0	-80	-150	-220	-330	-470	-750

2nd Word	G	H	J	K	L
ppm/°C	±30	±60	±120	±250	±500

Example : CC45TH = -470 ± 60ppm/°C

Tolerance (More than 10pF)

Code	C	D	G	J	K	M	X	Z	P	No code
(%)	±0.25	±0.5	±2	±5	±10	±20	+40 -20	+80 -20	+100 -0	More than 10μF - 10 ~ +50 Less than 4.7μF - 10 ~ +75

(Less than 10pF)

Code	B	C	D	F	G
(pF)	±0.1	±0.25	±0.5	±1	±2

Voltage rating

2nd word \ 1st word	A	B	C	D	E	F	G	H	J	K	V
0	1.0	1.25	1.6	2.0	2.5	3.15	4.0	5.0	6.3	8.0	-
1	10	12.5	16	20	25	31.5	40	50	63	80	35
2	100	125	160	200	250	315	400	500	630	800	-
3	1000	1250	1600	2000	2500	3150	4000	5000	6300	8000	-

Chip capacitors

(EX)

1	2	3	4	5	6	7	

 Refer to the table above.
 1 = Type
 2 = Shape
 3 = Dimension
 4 = Temp. coefficient
 5 = Voltage rating
 6 = Value
 7 = Tolerance

(Chip)(CH, RH, UJ, SL)

(EX)

1	2	3	4	5	6	7	

 (Chip)(B, F)

Dimension (Chip capacitors)

Dimension code	L	W	T
Empty	5.6 ± 0.5	5.0 ± 0.5	Less than 2.0
A	4.5 ± 0.5	3.2 ± 0.4	Less than 2.0
B	4.5 ± 0.5	2.0 ± 0.3	Less than 2.0
C	4.5 ± 0.5	1.25 ± 0.2	Less than 1.25
D	3.2 ± 0.4	2.5 ± 0.3	Less than 1.5
E	3.2 ± 0.2	1.6 ± 0.2	Less than 1.25
F	2.0 ± 0.3	1.25 ± 0.2	Less than 1.25
G	1.6 ± 0.2	0.8 ± 0.2	Less than 1.0

RESISTORS

Chip resistor (Carbon)

(EX)

1	2	3	4	5	6	7	

 (Chip)(B,F)

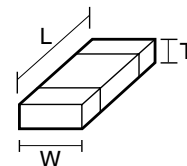
Carbon resistor (Normal type)

(EX)

1	2	3	4	5	6	7	

- 1 = Type
- 2 = Shape
- 3 = Dimension
- 4 = Temp. coefficient
- 5 = Rating wattage
- 6 = Value
- 7 = Tolerance

Dimension



Dimension (Chip resistor)

Dimension code	L	W	T
E	3.2 ± 0.2	1.6 ± 0.2	1.0
F	2.0 ± 0.3	1.25 ± 0.2	1.0
G	1.6 ± 0.2	0.8 ± 0.2	0.5 ± 0.1

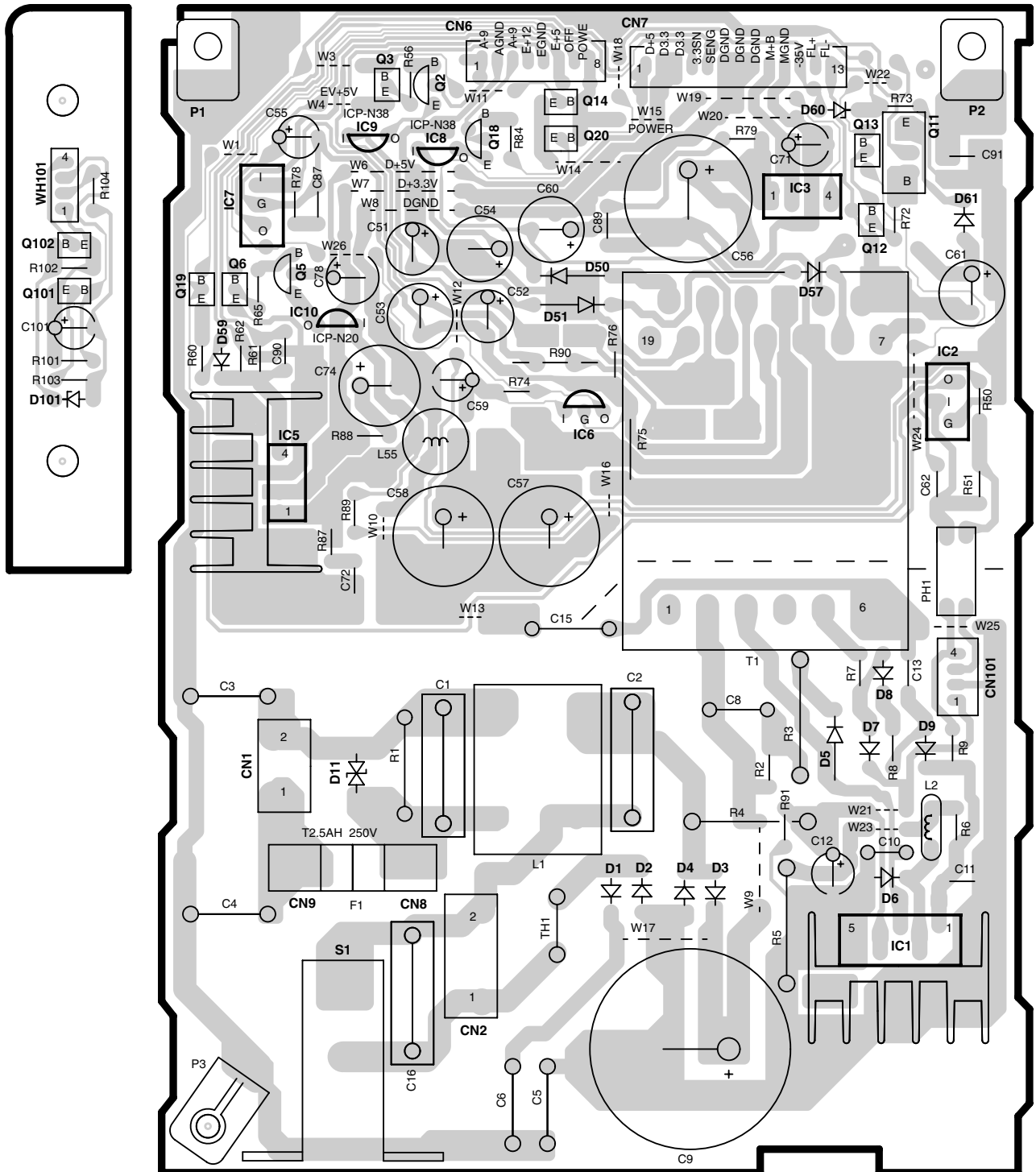
Rating wattage

Code	Wattage	Code	Wattage	Code	Wattage
1J	1/16W	2C	1/6W	3A	1W
2A	1/10W	2E	1/4W	3D	2W
2B	1/8W	2H	1/2W		

PC BOARD (Component side view)

X00 B/2

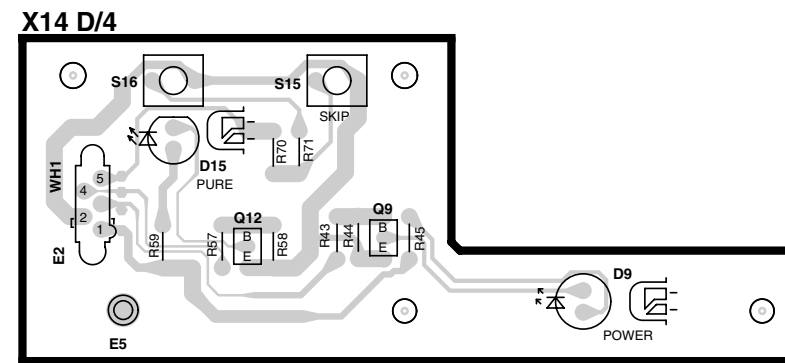
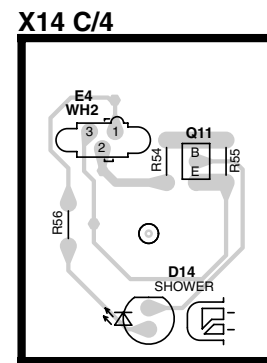
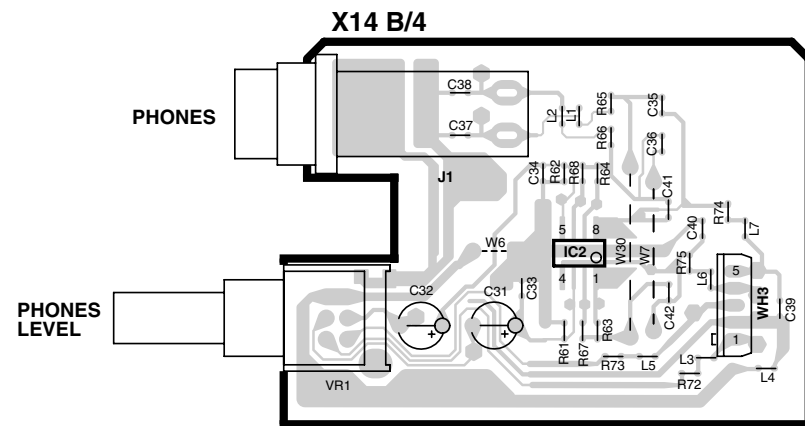
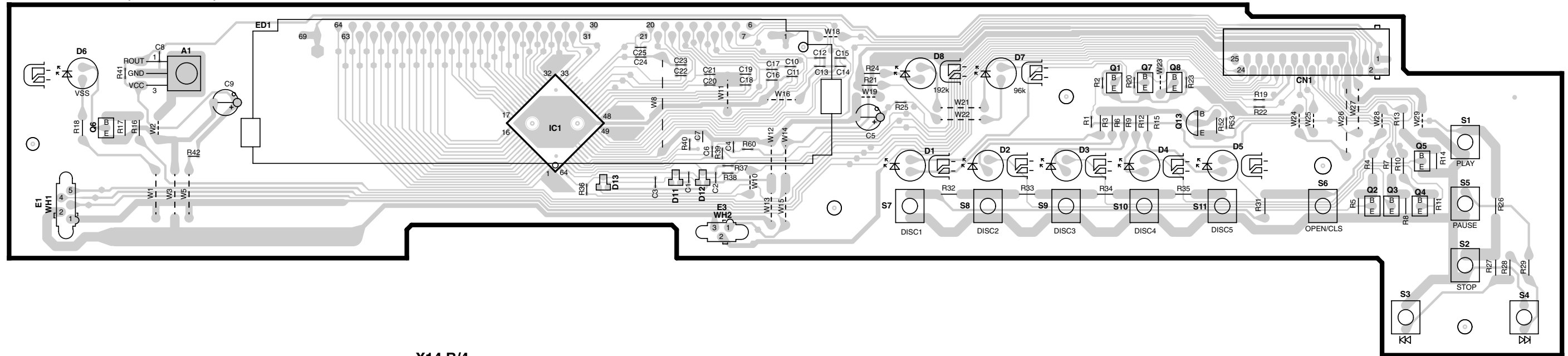
X00-3060-11 A/2 (J70-1525-12)



Refer to the schematic diagram for the value of resistors and capacitors.

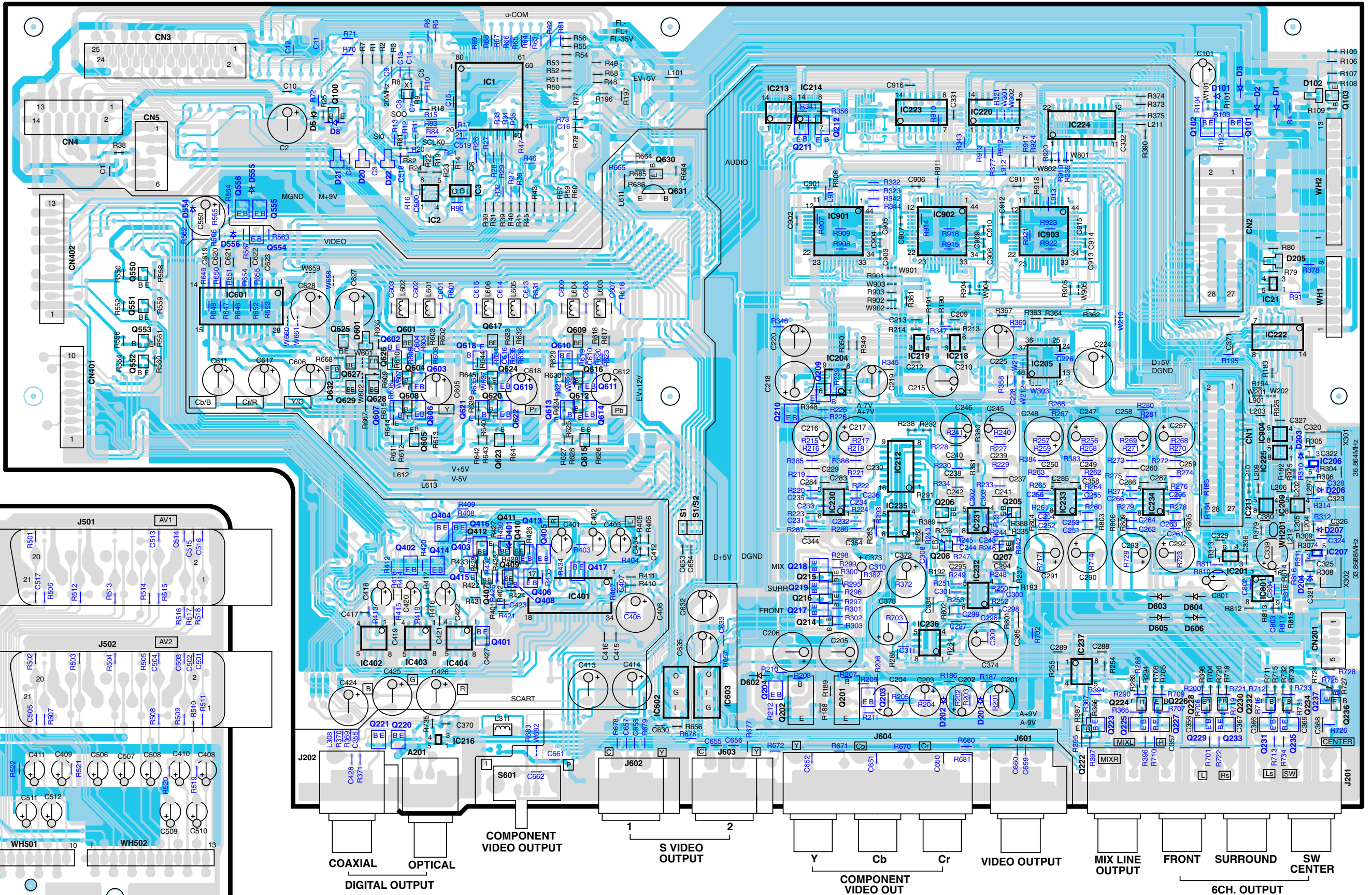
PC BOARD(Component side view)

X14-7160-10 A/4 (J70-1423-11)



PC BOARD(Component side view)

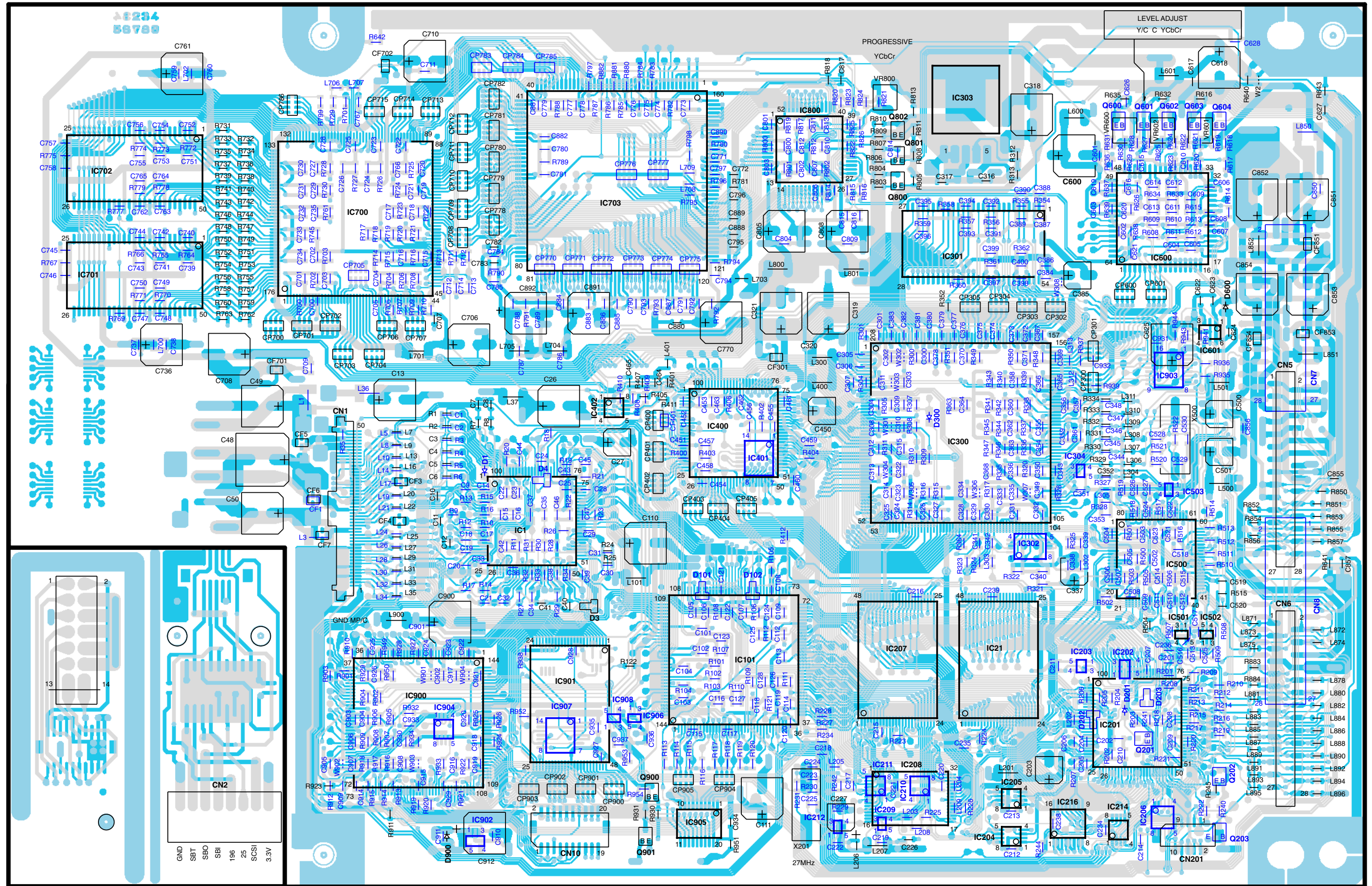
X25-6460-10 A/2 (J70-1529-11)



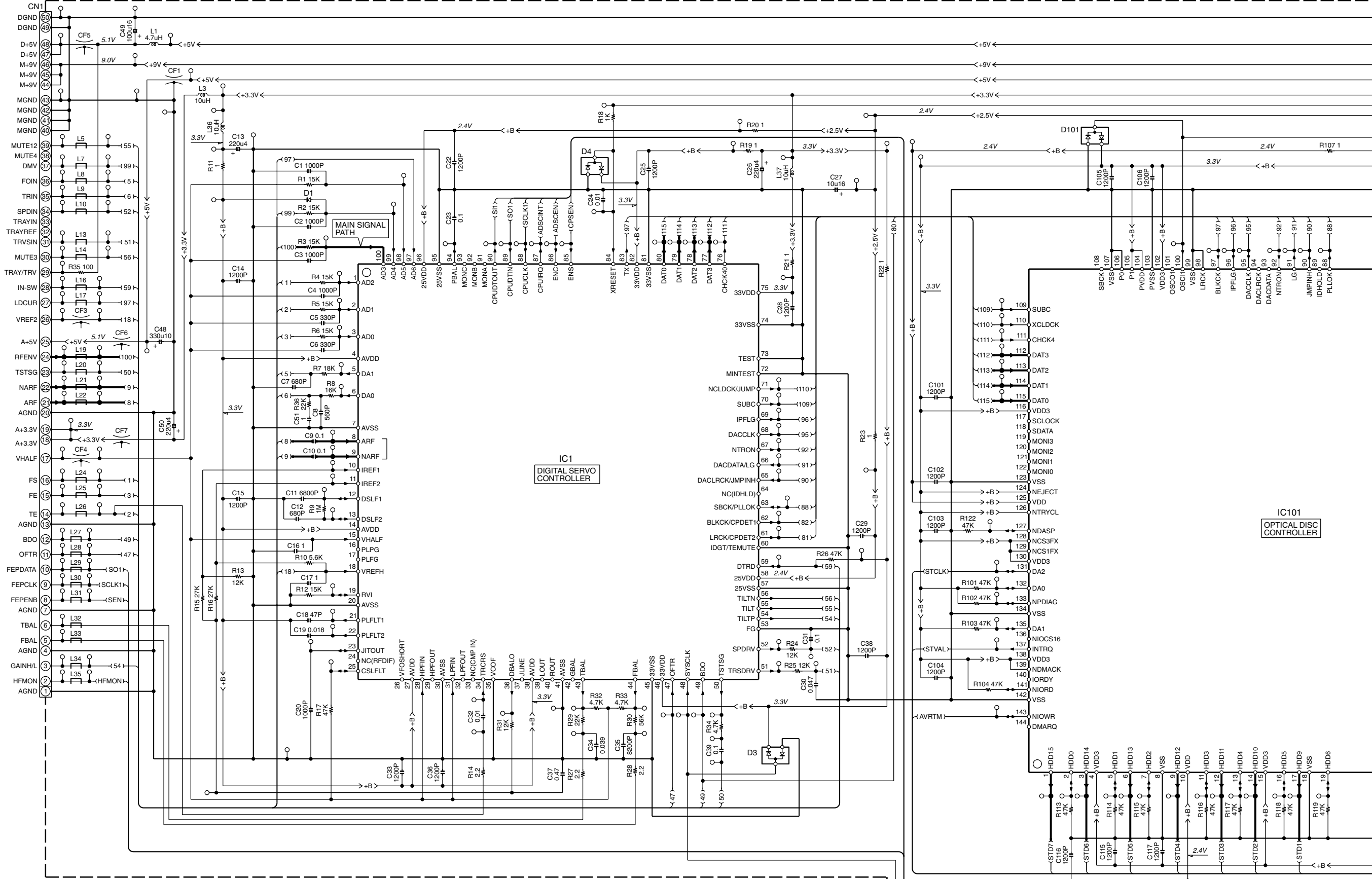
Refer to the schematic diagram for the value of resistors and capacitors.

PC BOARD(Component side view)

X35-2290-11 (J70-1520-12)

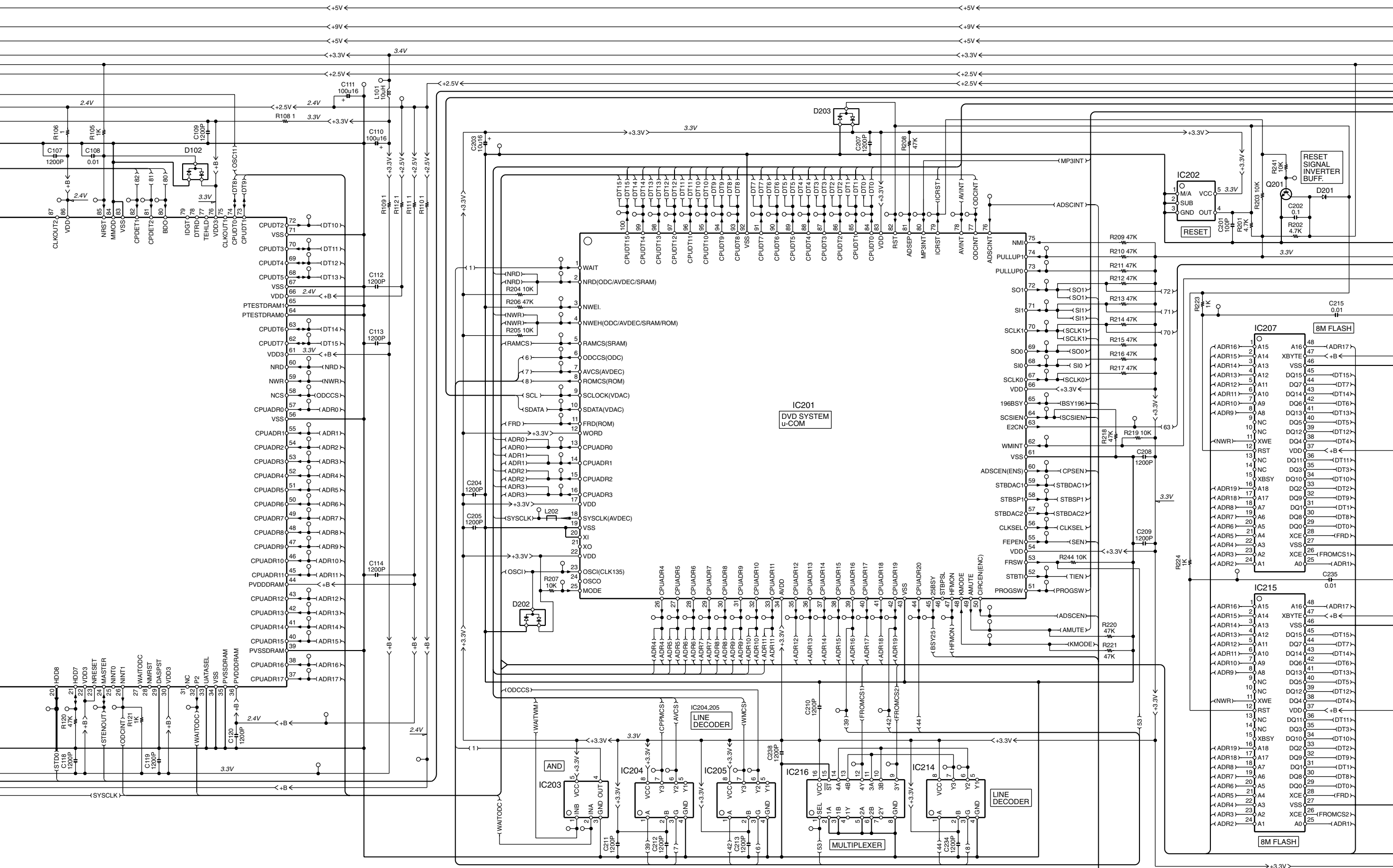


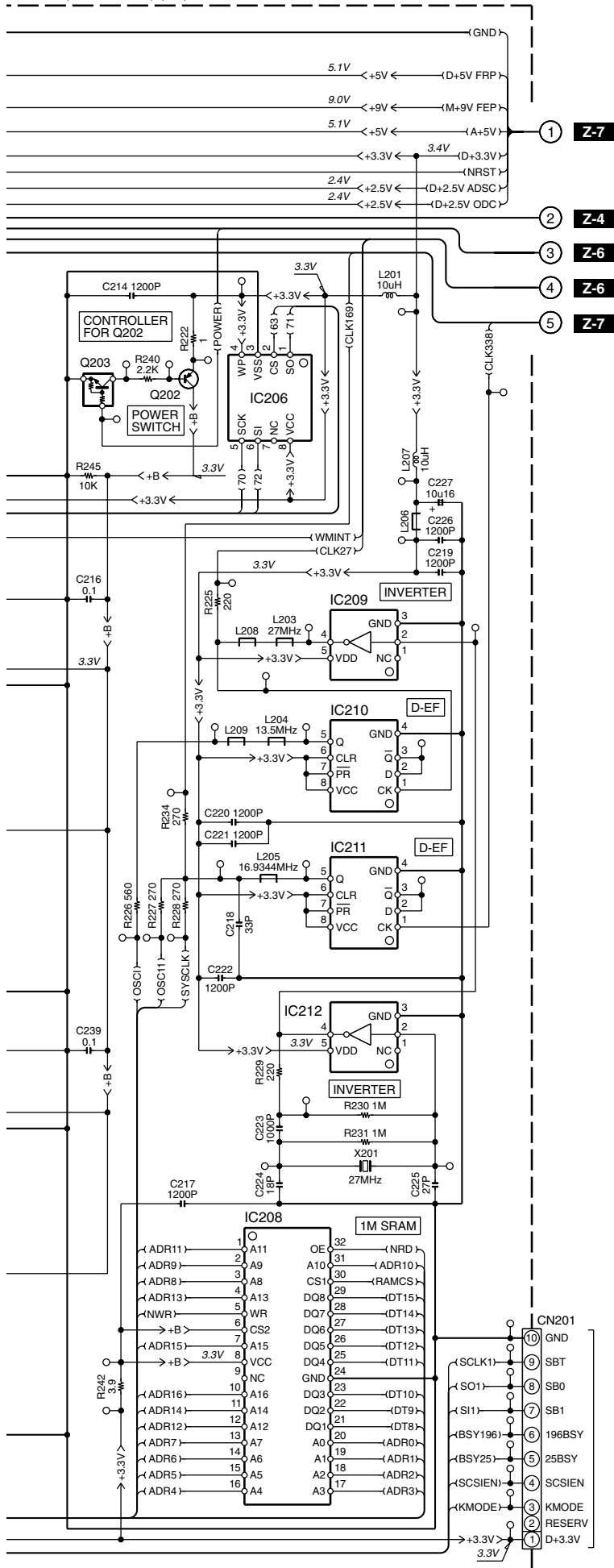
FEP (TRV)



- | | | |
|--------------------------|--|-------------------------------|
| IC1 : MN67706EC | IC206 : X25057M-2.7 | Q201 : 2SC4081 (R,S) |
| IC101 : MN103S13BGA | IC207,215 : 49LV8192A90T | Q202 : 2SA1576A (R,S) |
| IC201 : MN102L62GGB | IC208 : KM68U1000E10 or BS62LV1024ST70 | Q203 : DTC124EUA |
| IC202 : PST596JNR | | |
| IC203 : TC7SH08FU | IC209,212 : TC7SHU04FU | D1,201 : MA111 |
| IC204,205,214 : TC3W02FU | IC210,211 : TC7WH74FU | D3,4,101,102,202,203 : DA204U |
| | IC216 : TC74VHC157FT | |

——— SIGNAL LINE
 ——— GND LINE
 <+B> +B LINE





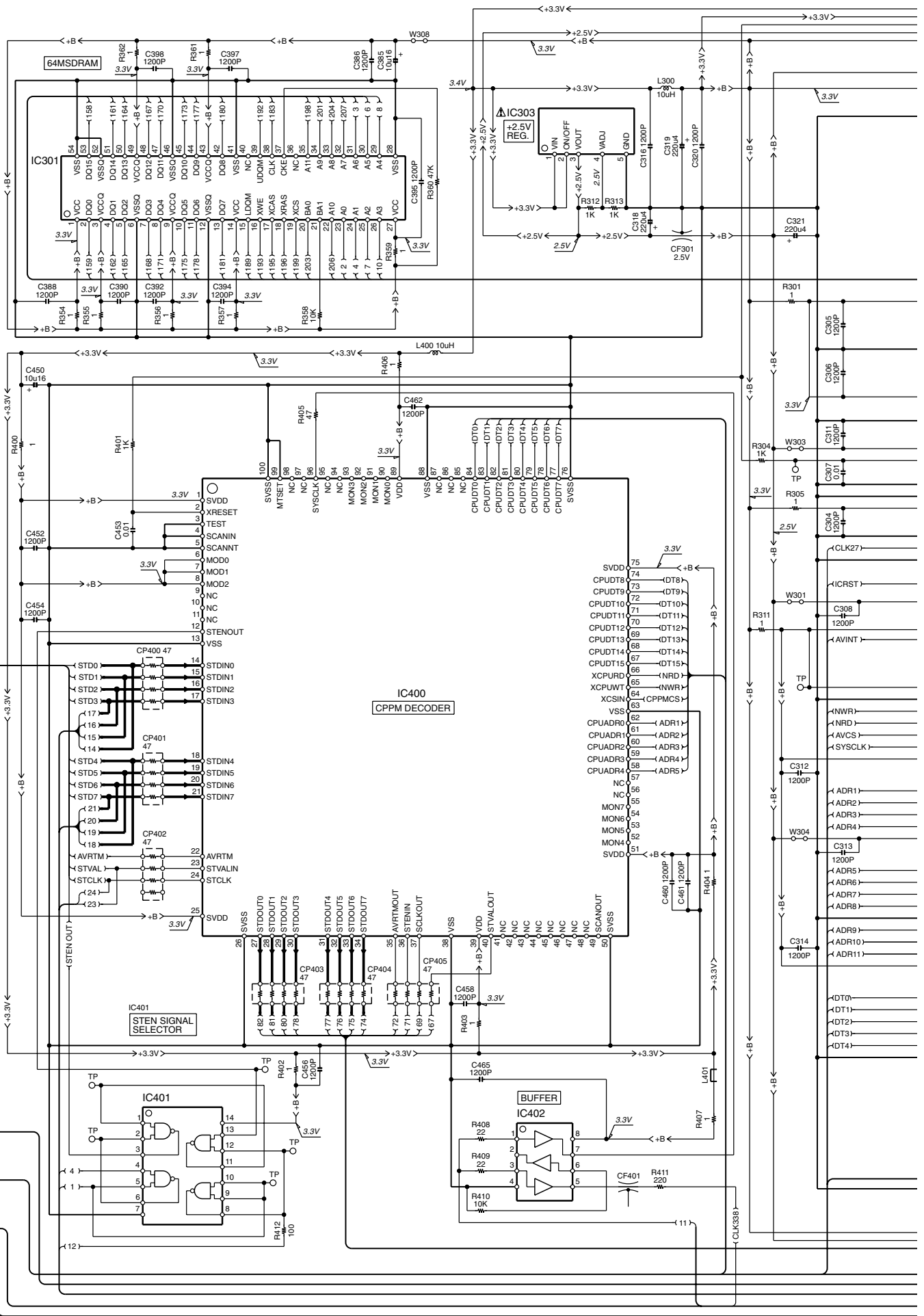
- ① Z-7
- ② Z-4
- ③ Z-6
- ④ Z-6
- ⑤ Z-7

CAUTION: For continued safety, replace safety critical components only with manufacturer's recommended parts (refer to parts list). ⚠ indicates safety critical components. For continued protection against risk of fire, replace only with same type and rating fuse(s). To reduce the risk of electric shock, leakage-current or resistance measurements shall be carried out (exposed parts are acceptably insulated from the supply circuit) before the appliance is returned to the customer.

The DC voltage is an actual reading measured with a high impedance type voltmeter with no signal input. The measurement value may vary depending on the measuring instruments used or on the product.

DV-5700/DVF-R9050/R9050-S





W-2

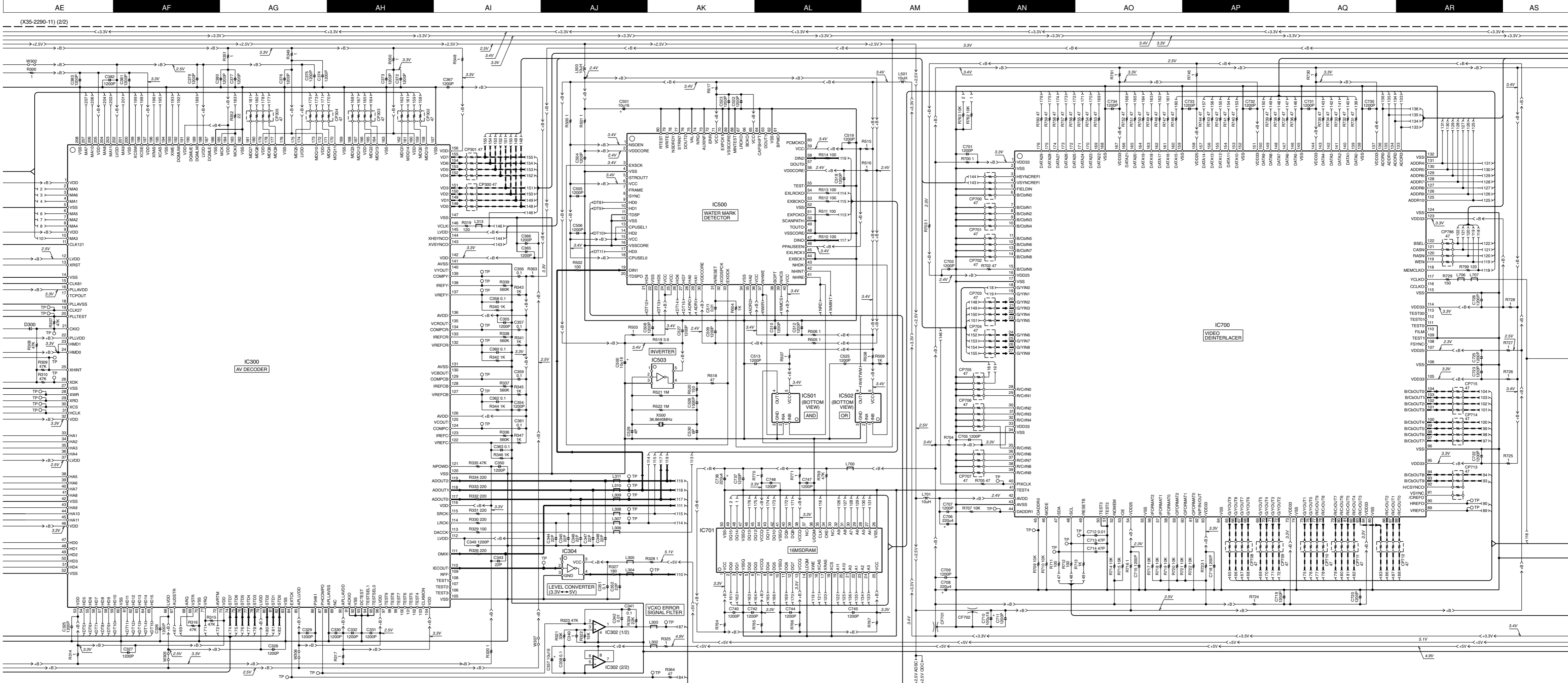
W-2

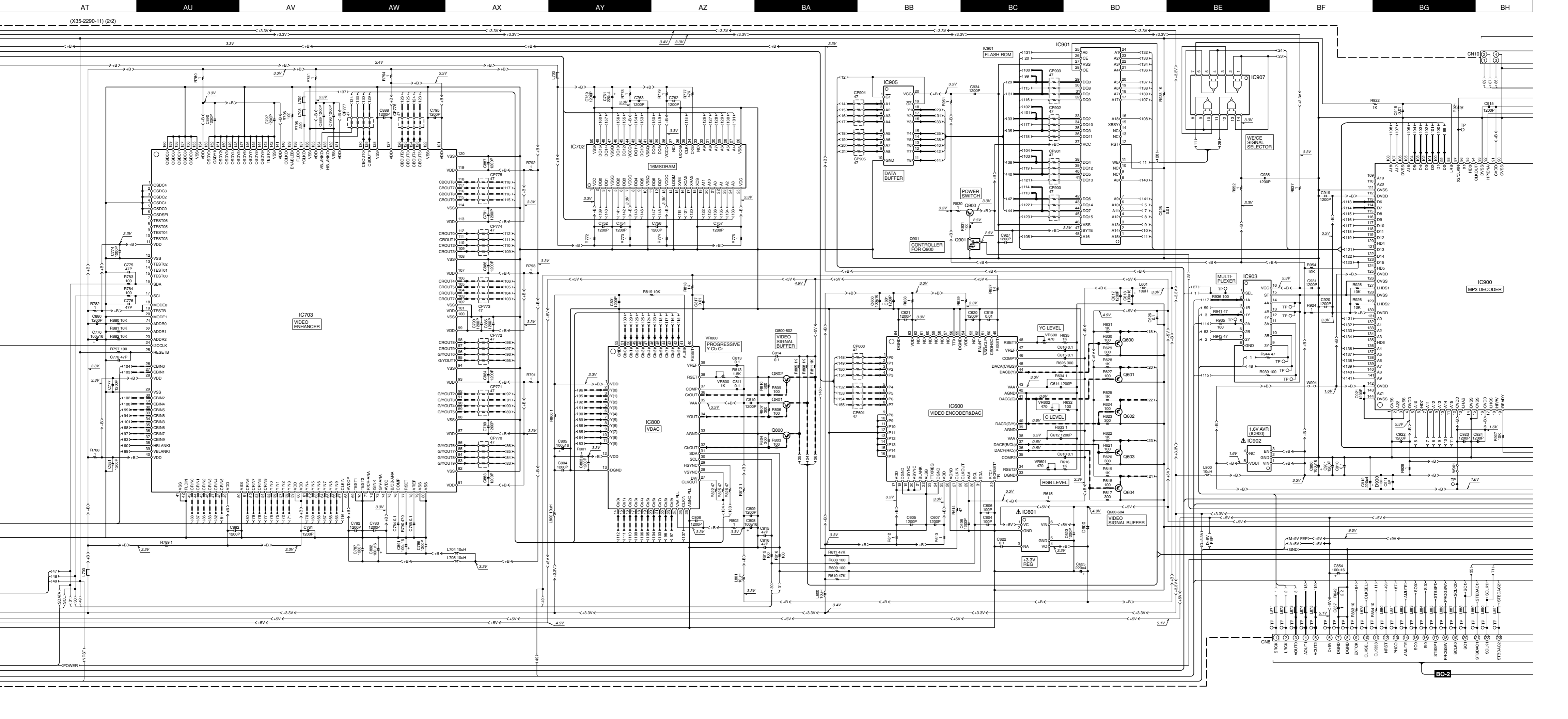
W-2

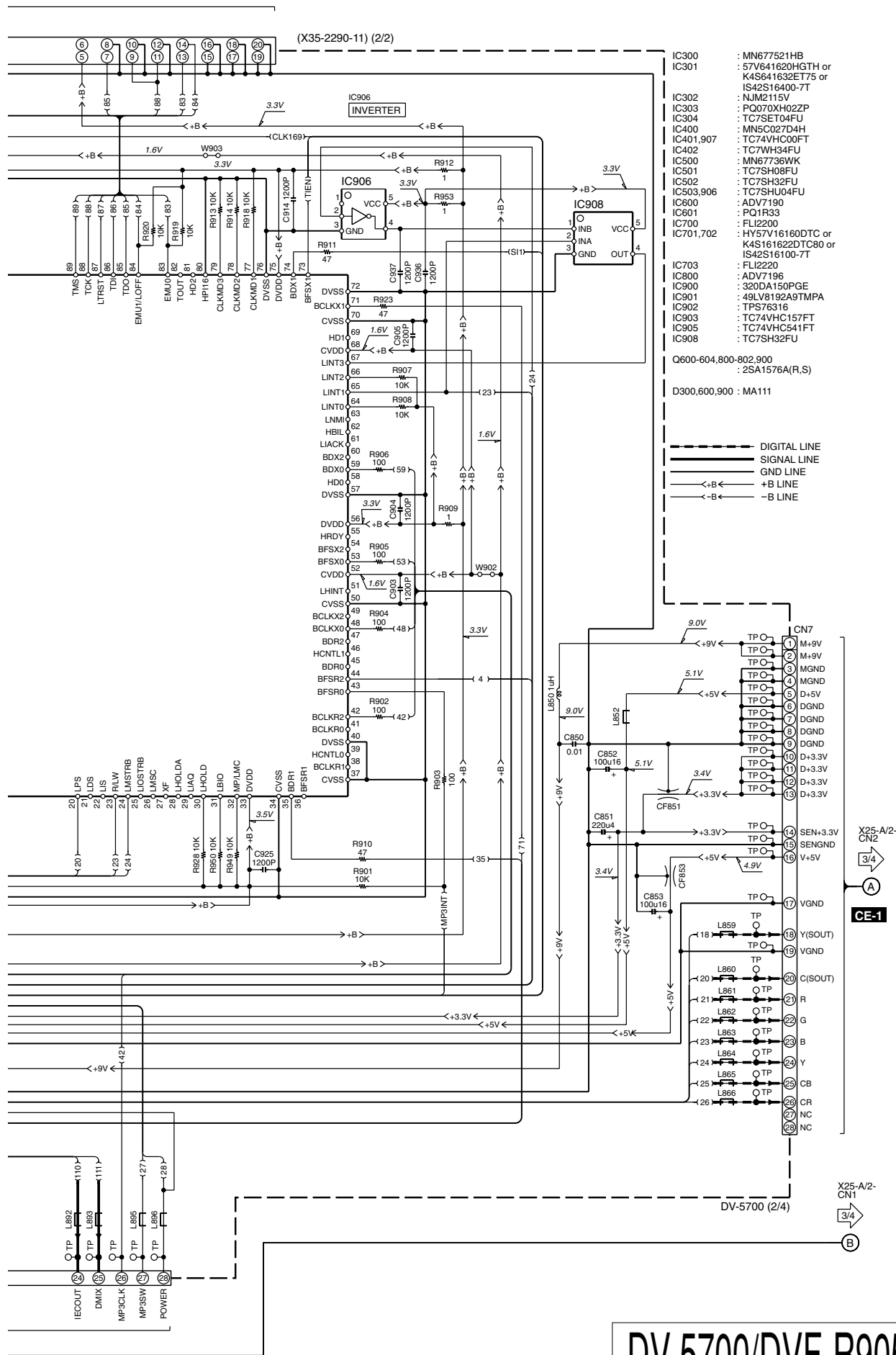
W-2

W-1

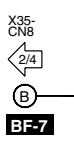
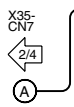
1
2
3
4
5
6
7



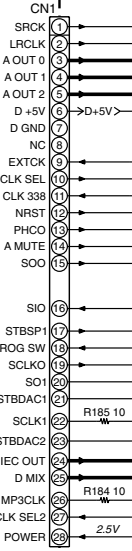




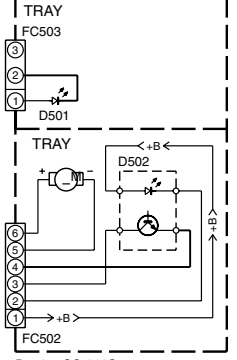
DV-5700/DVF-R9050/R9050-S



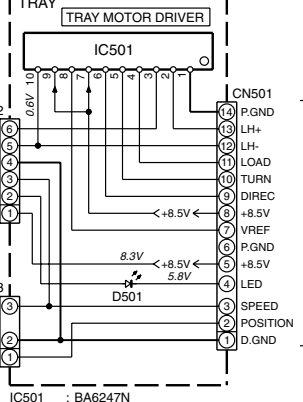
(X25-646X-XX) (A/2)



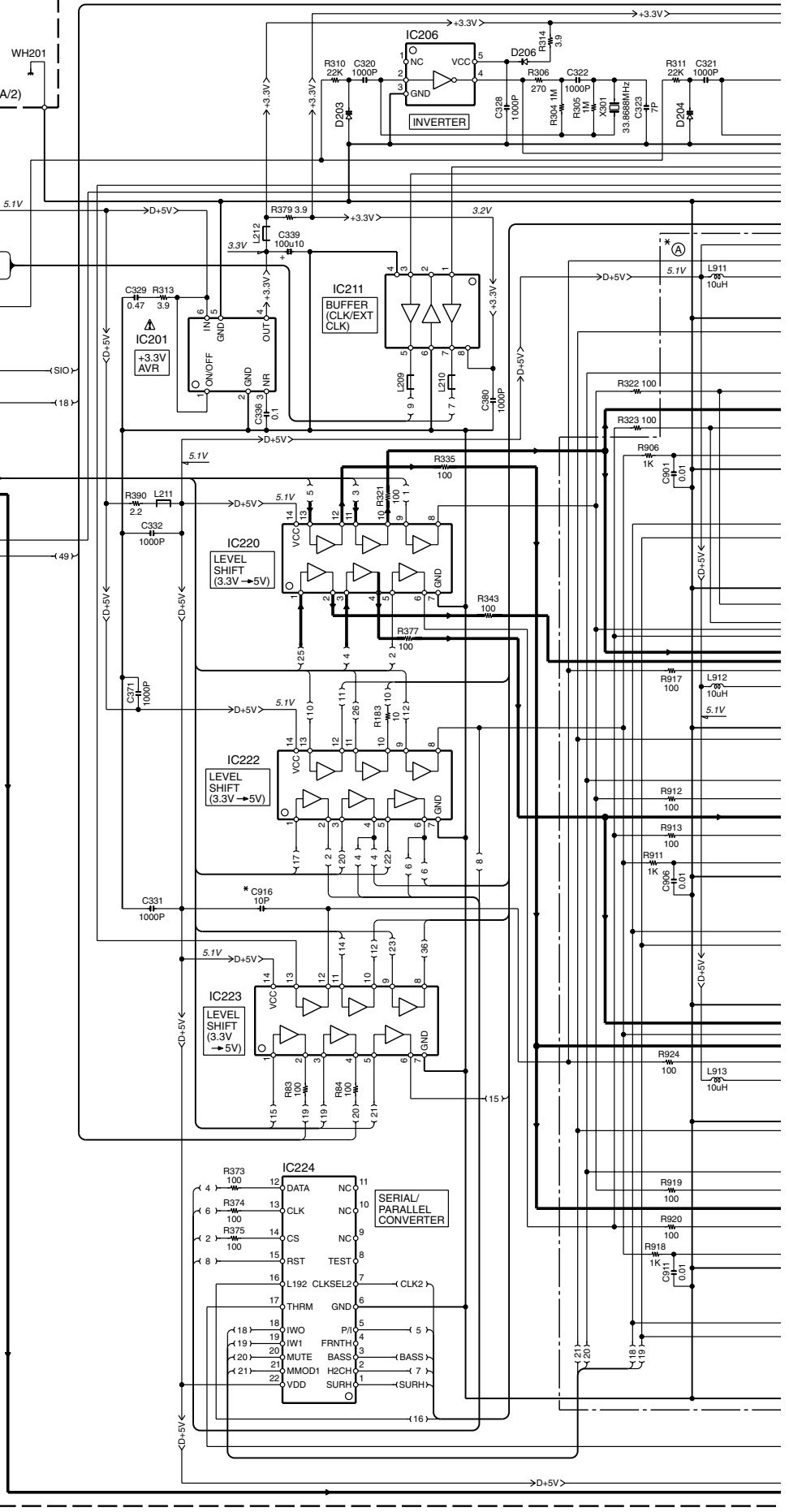
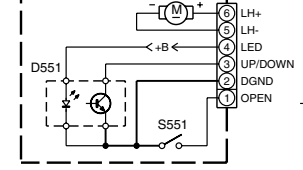
D501 : GL380
D502 : PSGGP1S53V
(W04-0017-05)



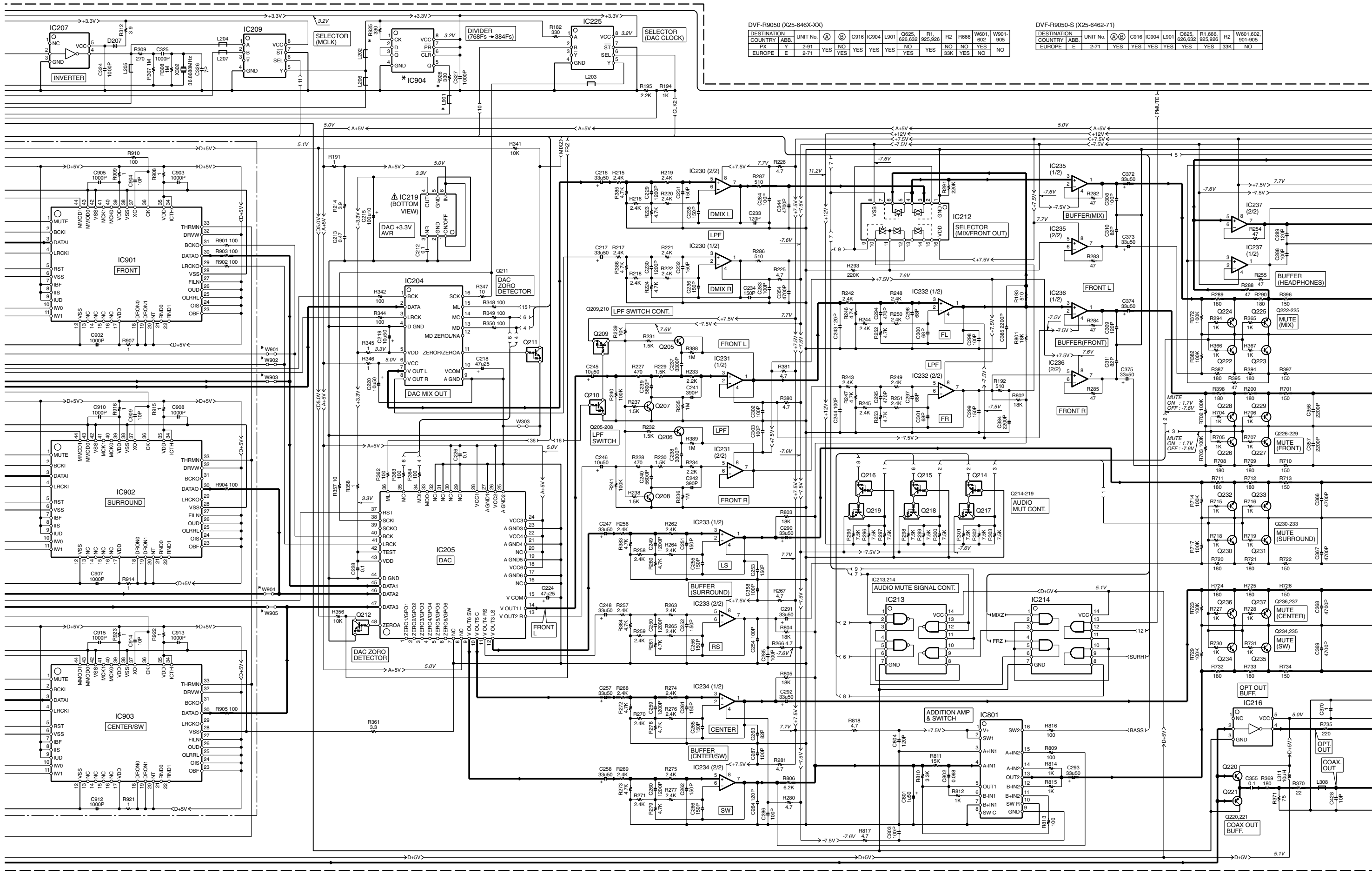
(W04-0017-05)



MECHA



1
2
3
4
5
6
7



DVF-R9050 (X25-646X-XX)

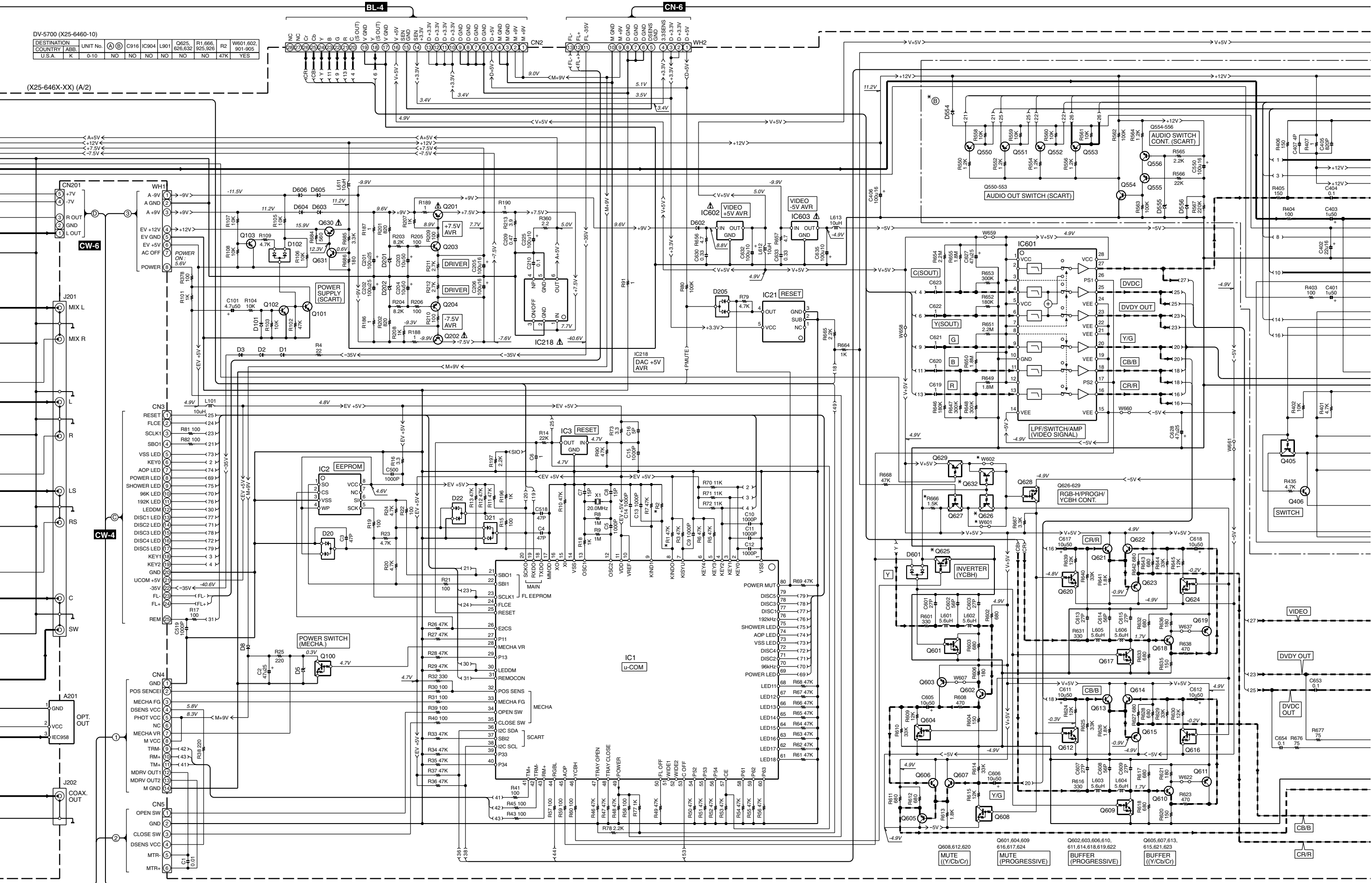
DESTINATION COUNTRY	ABB	UNIT No.	(A)	(B)	C916	IC904	L901	Q625, 626, 632	R1, 866, 925, 926	R2	R666	W601, 602	W901, 905
PX	Y	2-91	YES	NO	YES	YES	YES	NO	YES	NO	NO	YES	NO
EUROPE	E	2-71	YES	YES	YES	YES	YES	YES	33K	YES	NO	NO	NO

DVF-R9050-S (X25-6462-71)

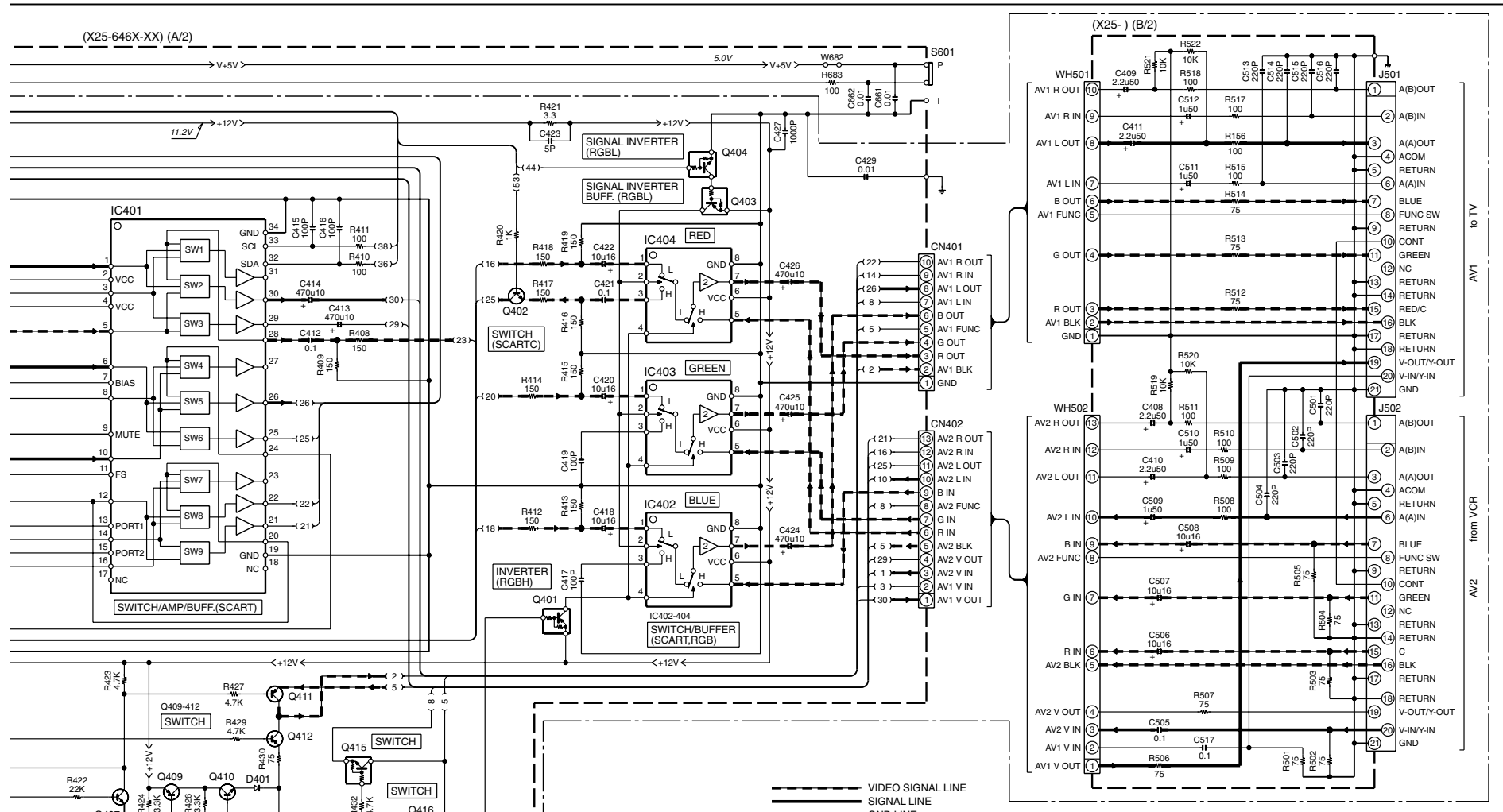
DESTINATION COUNTRY	ABB	UNIT No.	(A)	(B)	C916	IC904	L901	Q625, 626, 632	R1, 866, 925, 926	R2	W601, 602	W901, 905
EUROPE	E	2-71	YES	YES	YES	YES	YES	YES	33K	YES	NO	NO

DV-5700 (X25-6460-10)											
DESTINATION COUNTRY ABB.	UNIT NO.	(A)	(B)	C916	IC904	L901	Q625, 626, 632	R1 666, 925, 926	R2	W601, 602, 901, 905	
U.S.A.	K	0-10	NO	NO	NO	NO	NO	NO	47K	YES	

(X25-646X-XX) (A/2)

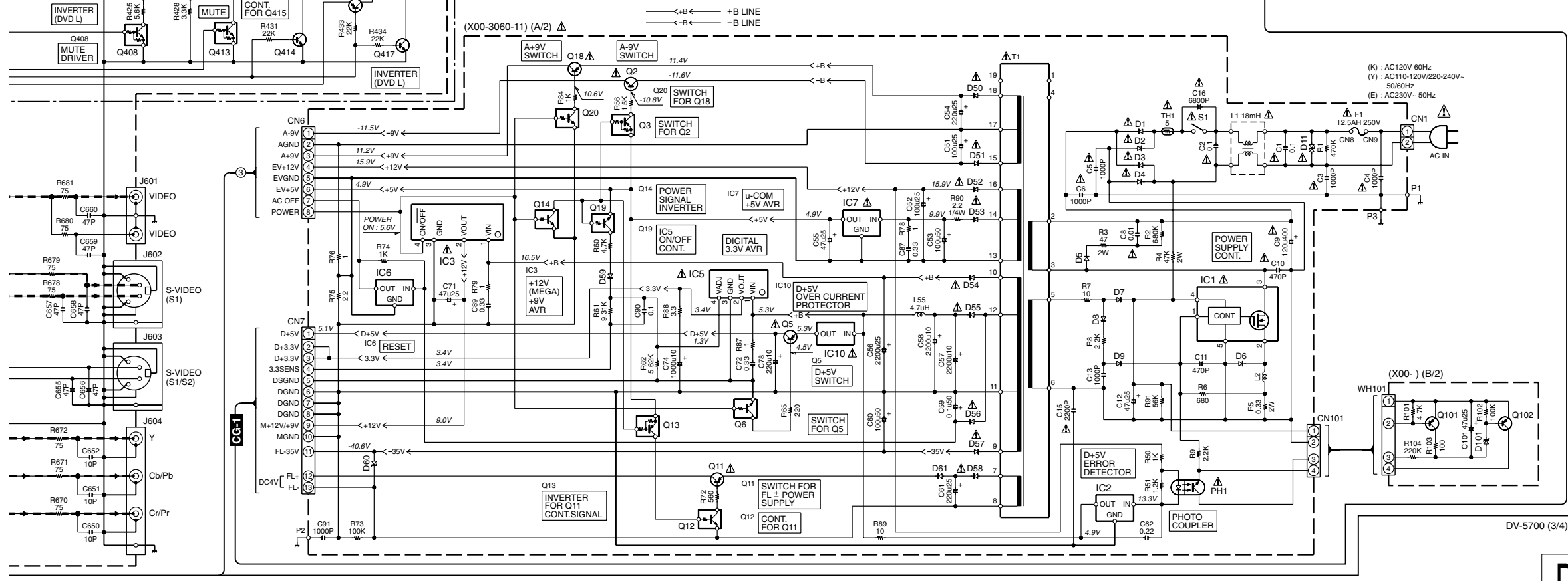


- Q608.612.620 MUTE (Y/Cb/Cr)
- Q601.604.609 MUTE (PROGRESSIVE)
- Q602.603.606.610. 611.614.618.619.622 BUFFER (PROGRESSIVE)
- Q605.607.613. 615.621.623 BUFFER (Y/Cb/Cr)



IC1	: MN101C28CMA	D1-4	: AM01A
IC2	: X25057M-2.7	D5	: SARS01
IC3	: S-80740AL-A4	D6	: AK03
IC21	: PST9128NR	D7-10,57	: AG01Z
IC201,219	: P01R33	D11	: ENC471D-07A
IC204	: PCM1748E	D50,51	: EK06
IC205	: PCM1602KY	D52	: EK19
IC206,207,216		D53,54	: RK36-LFA4
		D55	: RJ43LF-M1
IC209,225	: TC7WH157FU	D56,58	: EK14
IC211	: TC7WH34FU	D59	: 1SS133 or HSS104A
IC212	: TC9214AF	D60	: MTZJ3.9(B) or RD3.9E5(B)
IC213	: TC74VHC00FT	D61	: S5688(TPB5)
IC214	: TC74VHC08FT		
IC218	: PC1K503M2ZP		
IC220,222,223			
	: TC74HCT7007AF	IC1	: STR-F6674
IC224	: NJU3715G	IC2	: SE005N
IC230-237	: NJM4580ED	IC3	: PQ09RF2
IC401	: MM1443XJ	IC5	: PQ30RV31
IC402-404		IC6	: PST1930D-T
		IC7	: TA8705S
		IC10	: ICP-N20
		Q2	: 2SC3940A(R,S)
		Q3,13	: UN4119 or DTA113ZSA
		Q5	: 2SA1534A(R,S)
		Q6,12,14,19,20	: UN4216 or DTC143TSA
		Q11	: 2SB1534A
		Q18	: 2SA1286-T11
		Q101,102	: 2SA933AS(Q,R)
		D101	: MTZJ7.5(B)

CAUTION: For continued safety, replace safety critical components only with manufacturer's recommended parts (refer to parts list). Δ indicates safety critical components. For continued protection against risk of fire, replace only with same type and rating fuse(s). To reduce the risk of electric shock, leakage-current or resistance measurements shall be carried out (exposed parts are acceptably insulated from the supply circuit) before the appliance is returned to the customer.

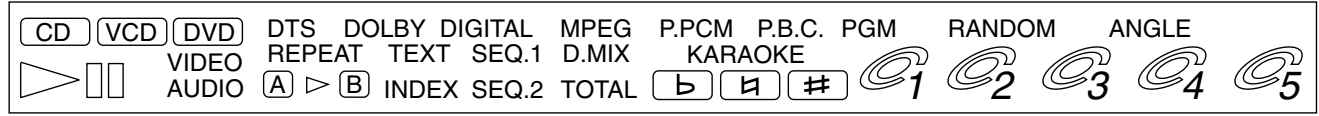


DV-5700/DVF-R9050/R9050-S

Y22-8600-10

KENWOOD

(X14-7160-10) (A/4)



CAUTION: For continued safety, replace safety critical components only with manufacturer's recommended parts (refer to parts list). Δ indicates safety critical components. For continued protection against risk of fire, replace only with same type and rating fuse(s). To reduce the risk of electric shock, leakage-current or resistance measurements shall be carried out (exposed parts are acceptably insulated from the supply circuit) before the appliance is returned to the customer.

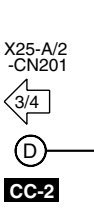
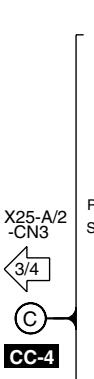
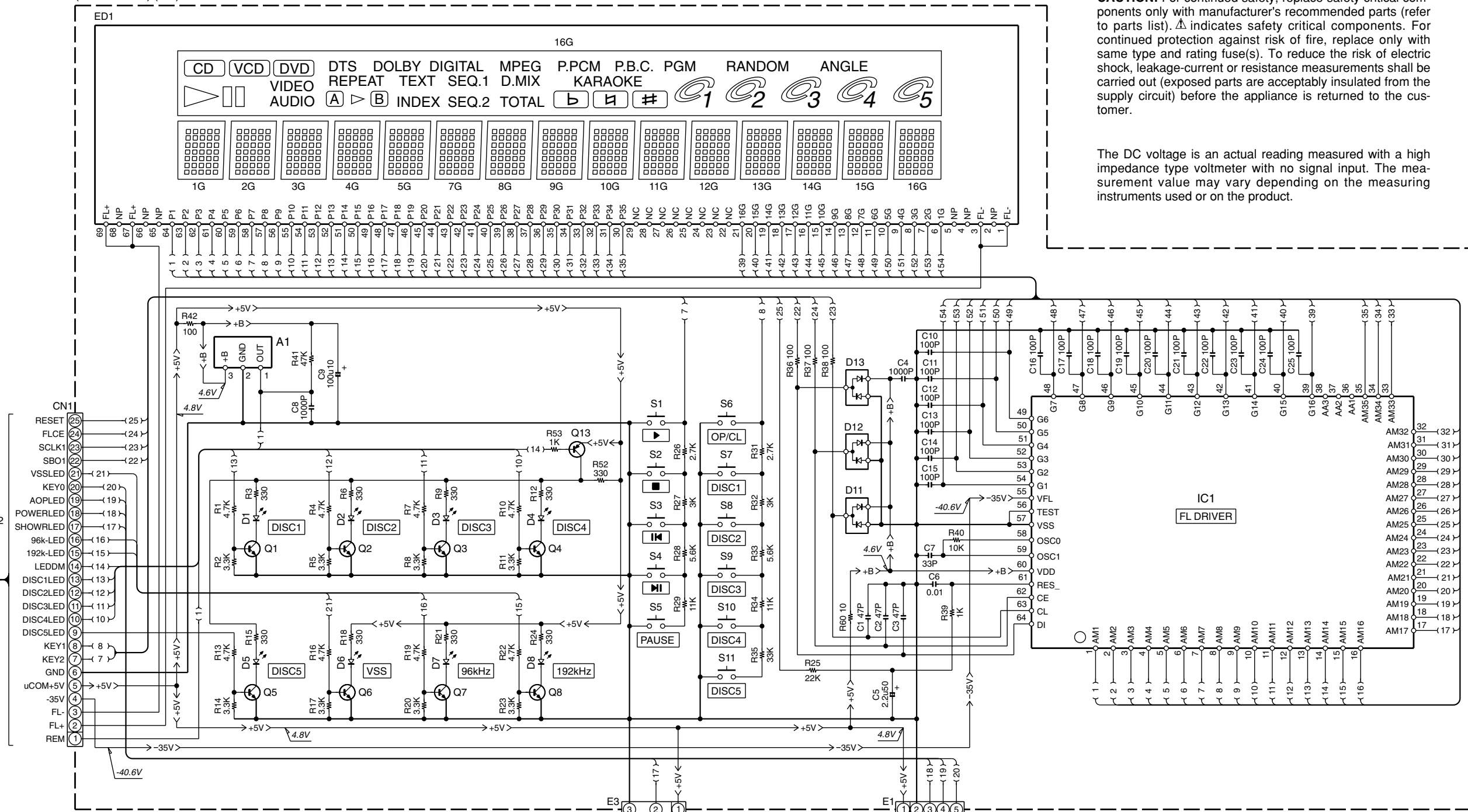
The DC voltage is an actual reading measured with a high impedance type voltmeter with no signal input. The measurement value may vary depending on the measuring instruments used or on the product.

1-1	2-1	3-1	4-1	5-1
1-2	2-2	3-2	4-2	5-2
1-3	2-3	3-3	4-3	5-3
1-4	2-4	3-4	4-4	5-4
1-5	2-5	3-5	4-5	5-5
1-6	2-6	3-6	4-6	5-6
1-7	2-7	3-7	4-7	5-7

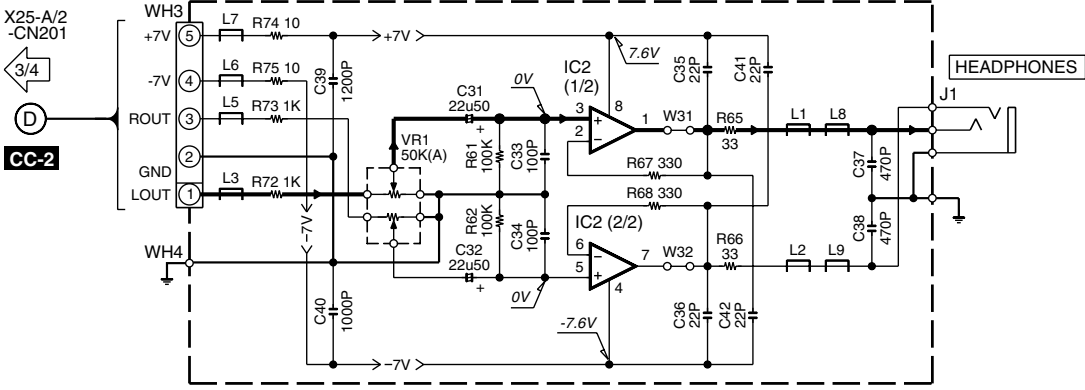
(1G-15G)

ANODE CONNECTION

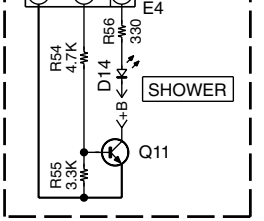
	1G-15G	16G
P1	1-1	
P2	2-1	CD
P3	3-1	
P4	4-1	VCD
P5	5-1	AUDIO
P6	1-2	VIDEO
P7	2-2	DVD
P8	3-2	A
P9	4-2	B
P10	5-2	REPEAT
P11	1-3	DTS
P12	2-3	INDEX
P13	3-3	TEXT
P14	4-3	DOLBY DIGITAL
P15	5-3	SEQ.2
P16	1-4	SEQ.1
P17	2-4	TOTAL
P18	3-4	D.MIX
P19	4-4	MPEG
P20	5-4	b
P21	1-5	#
P22	2-5	#
P23	3-5	KARAOKE
P24	4-5	P.
P25	5-5	PCM
P26	1-6	P.B.C.
P27	2-6	PGM
P28	3-6	
P29	4-6	
P30	5-6	
P31	1-7	
P32	2-7	
P33	3-7	1 2 3 4 5
P34	4-7	RANDOM
P35	5-7	ANGLE



(X14-) (B/4)



(X14-) (C/4)



- IC1 : LC75712E
- IC2 : NJM4580ED
- Q1-9,11,12 : 2SC1740S(Q,R) or 2SC2785(F,E)
- Q13 : 2SA954(L,K)
- D1-5,14,15 : B30-2571-05
- D6-9 : B30-2584-05
- D11-13 : DA204U
- ED1 : 16-ST-43GNK

DV-5700 (K) (4/4)

DV-5700/DVF-R9050/R9050-S

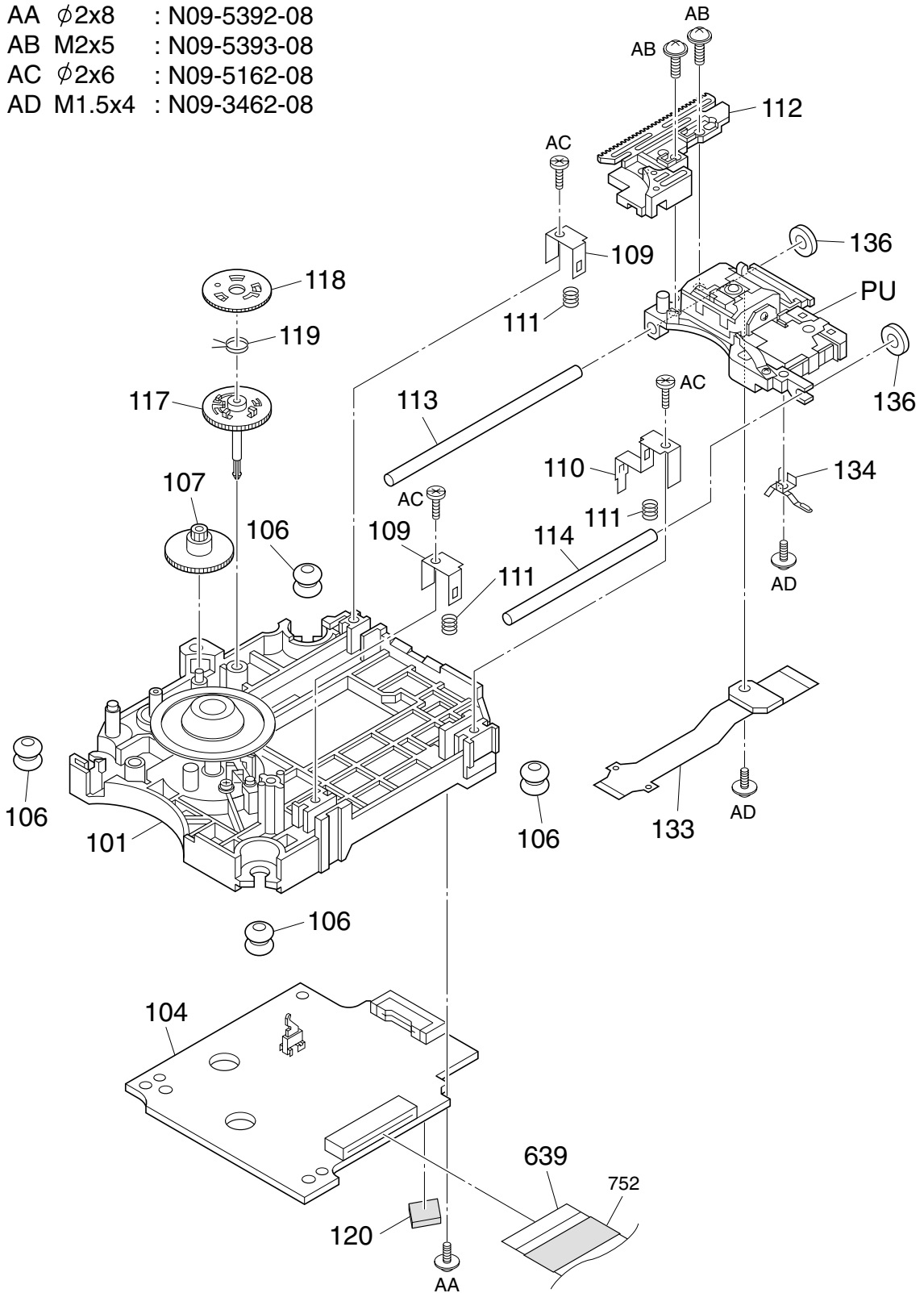
Y22-8600-10

KENWOOD

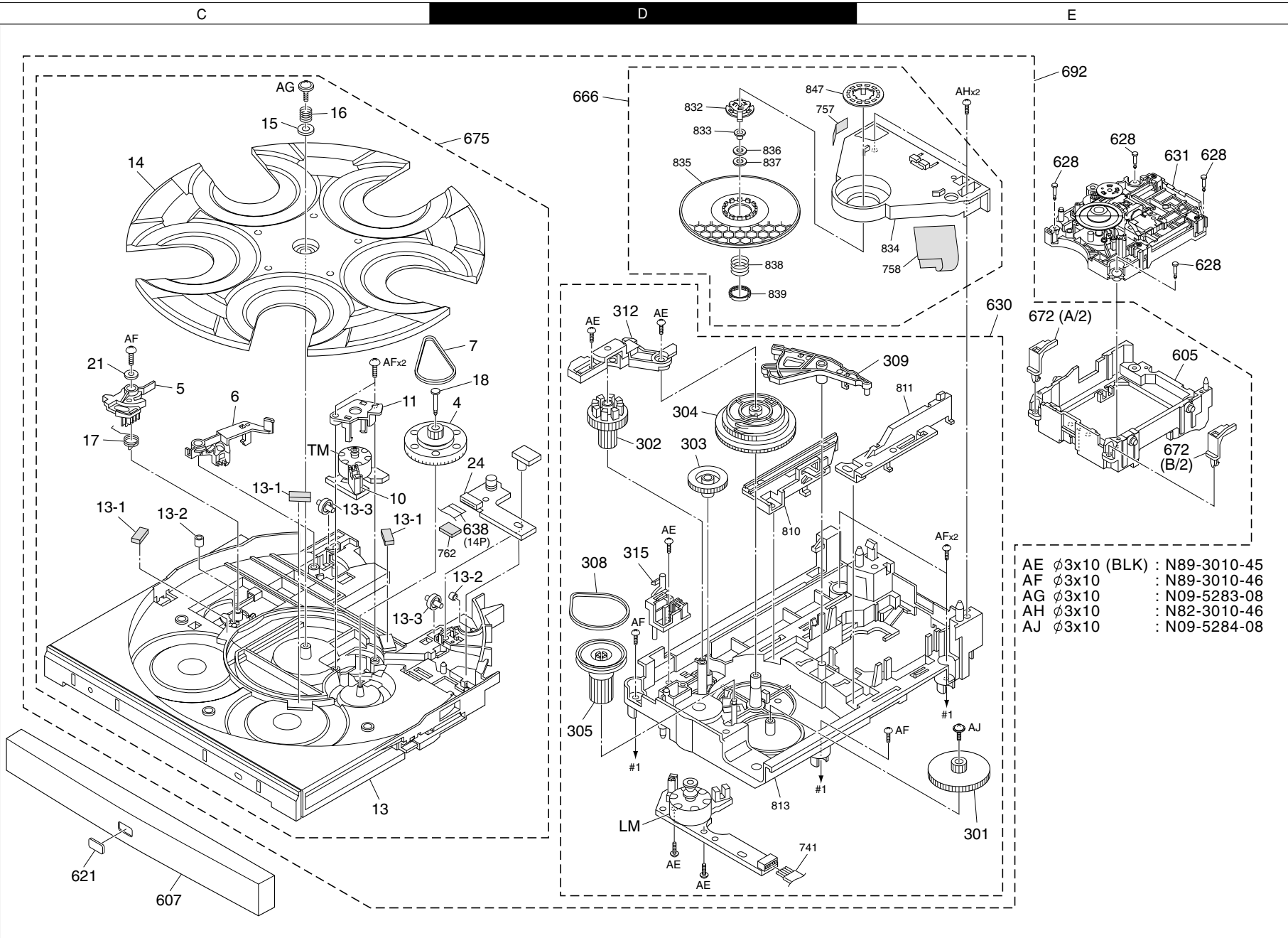
DV-5700/DVF-R9050/R9050-S

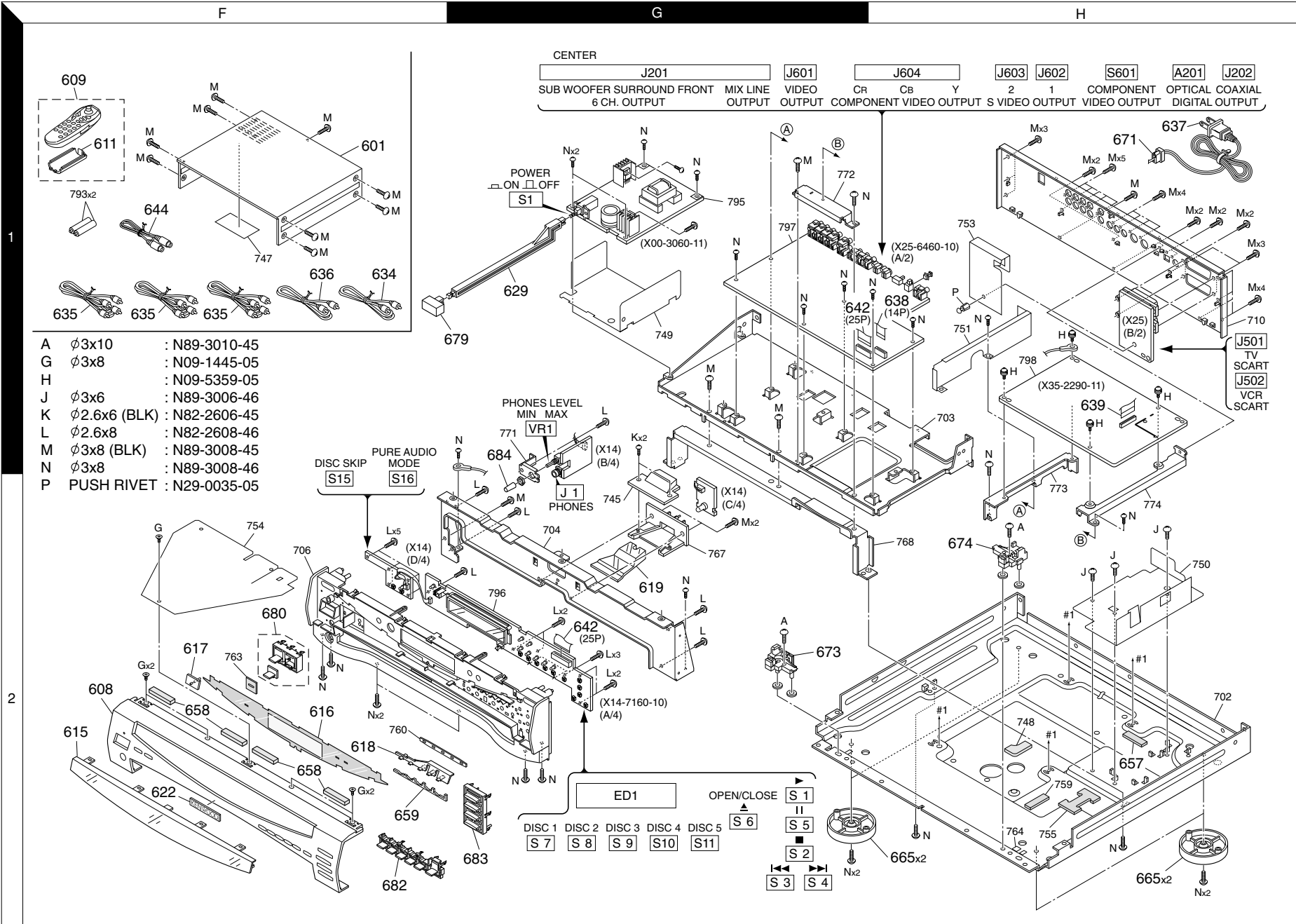
EXPLODED VIEW (MECHANISM)

- AA $\phi 2 \times 8$: N09-5392-08
- AB M2x5 : N09-5393-08
- AC $\phi 2 \times 6$: N09-5162-08
- AD M1.5x4 : N09-3462-08



EXPLODED VIEW (MECHANISM)





EXPLODED VIEW (UNIT)

DV-5700/DVF-R9050/R9050-S

* New Parts
Parts without **Parts No.** are not supplied.
Les articles non mentionnés dans le **Parts No.** ne sont pas fournis.
Teile ohne **Parts No.** werden nicht geliefert.

①

Ref. No	Add-ress	New Parts	Parts No.	Description	Desti-nation	Re-marks
DV-5700/DVF-R9050/DVF-R9050-S						
601	1F	*	A01-3832-01	METALLIC CABINET	KY1E1	
601	1F	*	A01-3833-01	METALLIC CABINET	E2	
605	1E	*	A15-0110-08	CHASSIS RD-DAC047-KD		
607	1C	*	A29-1154-12	PANEL (TRAY)	K	
607	1C	*	A29-1155-12	PANEL (TRAY)	Y1E1	
607	1C	*	A29-1159-12	PANEL (TRAY)	E2	
608	2F	*	A60-1846-12	PANEL	E2	
608	2F	*	A60-1847-12	PANEL	Y1E1	
608	2F	*	A60-2080-02	PANEL	K	
609	1F	*	A70-1489-05	REMOTE CONTROLLER ASSY		
611	1F		A09-1124-08	BATTERY COVER		
615	2F		B10-3609-02	FRONT GLASS		
616	2F		B11-1512-03	FILTER		
617	2F		B12-0399-14	INDICATOR		
618	2F	*	B12-0400-13	INDICATOR		
619	2G		B12-0401-04	INDICATOR		
621	1C		B43-0318-04	BADGE		
622	2F		B43-0322-04	KENWOOD BADGE	K	
-			B46-0310-03	WARRANTY CARD	E1E2	
-			B46-0328-03	WARRANTY CARD	Y1	
-			B46-0330-03	WARRANTY CARD	K	
-			B46-0358-00	QUESTIONNAIRE CARD	K	
-			B46-0359-03	WARRANTY CARD	K	
-			B58-0964-13	CAUTION CARD (UL)	KY1	
-			B58-0966-13	CAUTION CARD (ELMtypePL)	E1E2	
-			B58-0967-03	CAUTION CARD (PtypePL)	K	
-			B59-1104-00	SERVICE DIRECTORY	Y1	
-		*	B60-5112-00	INSTRUCTION MANUAL (EN)	Y1E1E2	
-		*	B60-5113-00	INSTRUCTION MANUAL (FR)	E1E2	
-		*	B60-5114-00	INSTRUCTION MANUAL (IT)	E1E2	
-		*	B60-5115-00	INSTRUCTION MANUAL (GE)	E1E2	
-		*	B60-5116-00	INSTRUCTION MANUAL (ES)	E1E2	
-		*	B60-5117-00	INSTRUCTION MANUAL (NE)	E1E2	
-		*	B60-5167-00	INSTRUCTION MANUAL (EN)	K	
-		*	B60-5168-00	INSTRUCTION MANUAL (FR)	K	
628	1E	*	D21-2914-05	SHAFT		
629	1G		D21-1976-03	EXTENSION SHAFT		
630	1E	*	D40-1733-08	MECHA BASE ASSY RD-DAC038-KD		
631	1E	*	D40-1707-05	MECHANISM ASSY (TRAVERSE)		
634	1F		E30-2365-05	CORD WITH PLUG (COAXIAL)		
635	1F		E30-0505-05	AUDIO CORD		
636	1F		E30-1427-05	AUDIO CORD (V VIDEO)		
637	1H		E30-2789-05	AC POWER CORD	Y1	
△ 637	1H		E30-2842-05	AC POWER CORD	E1E2	
△ 637	1H		E30-2909-05	AC POWER CORD	K	
638	1D,1H		E35-2609-05	FLAT CABLE (14P)		
639	3B,1H	*	E35-2981-05	FLAT CABLE (50P)		
642	1G,2G	*	E35-2608-15	FLAT CABLE (25P)		
644	1F		E30-2956-05	CORD WITH PLUG (S VIDEO)		
657	2H	*	G11-2847-04	CUSHION (X35PICK FFC)	KY	
658	2F		G11-2730-04	SOFT TAPE		
659	2F		G11-2783-04	CUSHION		

L : Scandinavia K : USA P : Canada R : Mexico C : China I : Malaysia
Y : PX(Far East,Hawaii) T : England E : Europe G : Germany V : China(Shanghai)
Y : AAFES(Europe) X : Australia Q : Russia H : Korea M : Other Areas △ indicates safety critical components .

* New Parts
Parts without **Parts No.** are not supplied.
Les articles non mentionnés dans le **Parts No.** ne sont pas fournis.
Teile ohne **Parts No.** werden nicht geliefert.

②

Ref. No	Add-ress	New Parts	Parts No.	Description	Desti-nation	Re-marks
-			H10-7681-02	POLYSTYRENE FOAMED FIXTURE(L)		
-			H10-7682-02	POLYSTYRENE FOAMED FIXTURE(R)		
-			H12-3473-04	PACKING FIXTURE		
-			H21-0303-04	PROTECTION SHEET		
-			H25-0232-04	PROTECTION BAG (235X350X0.03)		
-			H25-0661-04	PROTECTION BAG		
-		*	H50-4032-04	ITEM CARTON CASE	K	
-		*	H50-4033-14	ITEM CARTON CASE	Y1	
-		*	H50-4034-14	ITEM CARTON CASE	E2	
-		*	H50-4035-14	ITEM CARTON CASE		
665	2H	*	J02-1481-13	FOOT		
666	1D	*	J11-0874-08	CLAMPER ASSY RD-DAC046-KD		
671	1H	*	J42-0083-05	POWER CORD BUSHING		
672	1E	*	J90-0892-08	GUIDE(TRAY) RMX0193		
673	2G		J90-0878-05	GUIDE(L) RMR0743-K1		
674	2H		J90-0876-05	GUIDE(R) RMR0742-K1		
675	1D		J99-0820-05	TRAY ASSY RD-DAC013-W		
-			J19-5913-05	UNIT HOLDER(X00,B/2-SUB CHASS)		
-		*	J30-1427-04	SPACER		
-			J61-0307-05	WIRE BAND		
679	1G	*	K27-2408-14	KNOB (BUTTON)	E2	
679	1G	*	K27-2433-14	KNOB (BUTTON)	KY1E1	
680	2F	*	K29-7914-04	KNOB ASSY	E2	
680	2F	*	K29-7915-04	KNOB ASSY	KY1E1	
682	2F	*	K29-7805-23	KNOB	E2	
682	2F	*	K29-7822-23	KNOB	KY1E1	
683	2G	*	K29-7806-23	KNOB	E2	
683	2G	*	K29-7823-23	KNOB	KY1E1	
684	1G		K29-6599-04	KNOB	KY1E1	
684	1G		K29-7803-04	KNOB	E2	
-			L92-0069-05	FERRITE CORE (AC POWER CORD)		
692	1E	*	W04-0017-05	MECHANICAL MODULE		
△ 795	1G		X00-3060-11	POWER SUPPLY UNIT		
POWER SUPPLY UNIT (X00-3060-11)						
△ C1	,2		C91-1542-05	MF	0.1UF	275VAC
△ C3	-6		C91-1565-05	CERAMIC	1000PF	250VAC
△ C8		*	C91-1636-05	MF	0.01UF	630VDC
△ C9		*	C90-5722-05	ELECTRO	120UF	400WV
△ C10		*	C91-1638-05	CERAMIC	470PF	2KV
C11			CK45FB1H471K	CERAMIC	470PF	K
C12			CE04KW1E470M	ELECTRO	47UF	25WV
C13			CQ93FMG1H102J	MYLAR	1000PF	J
△ C15		*	C91-1637-05	CERAMIC	2200PF	250VAC
△ C16			C91-1488-05	MF	6800PF	250VAC
C51	,52		CE04KW1E101M	ELECTRO	100UF	25WV
C53			CE04KW1H101M	ELECTRO	100UF	50WV
C54			CE04KW1E221M	ELECTRO	220UF	25WV
C55			CE04KW1E470M	ELECTRO	47UF	25WV
C56		*	C90-3296-05	ELECTRO	2200UF	25WV
C57	,58		CE04KW1A222M	ELECTRO	2200UF	10WV
C59			CE04KW1H0R1M	ELECTRO	0.1UF	50WV
C60			CE04KW1H101M	ELECTRO	100UF	50WV
C61			CE04KW1E221M	ELECTRO	220UF	25WV

L : Scandinavia K : USA P : Canada R : Mexico C : China I : Malaysia
Y : PX(Far East,Hawaii) T : England E : Europe G : Germany V : China(Shanghai)
Y : AAFES(Europe) X : Australia Q : Russia H : Korea M : Other Areas △ indicates safety critical components .

* New Parts

Parts without **Parts No.** are not supplied.

Les articles non mentionnés dans le **Parts No.** ne sont pas fournis.

Teile ohne **Parts No.** werden nicht geliefert.

③

Ref. No	Add-ress	New Parts	Parts No.	Description	Desti-nation	Re-marks
C62			CQ93FMG1H224J	MYLAR 0.22UF	J	
C71			CE04KW1E470M	ELECTRO 47UF	25WV	
C72			CF92FV1H334J	MF-C 0.33UF	J	
C74			CE04KW1A102M	ELECTRO 1000UF	10WV	
C78			CE04KW1A221M	ELECTRO 220UF	10WV	
C87			CF92FV1H334J	MF-C 0.33UF	J	
C89			CF92FV1H334J	MF-C 0.33UF	J	
C90			CQ93FMG1H104J	MYLAR 0.10UF	J	
C91			CK45FB1H102K	CERAMIC 1000PF	K	
C101			CE04KW1E470M	ELECTRO 47UF	25WV	
CN1			E40-4245-05	PIN ASSY		
CN6			E40-3252-05	PIN ASSY		
CN7			E40-3257-05	PIN ASSY		
CN101			E40-3248-05	PIN ASSY		
△ F1		*	F50-0194-05	FUSE(5X20)		
CN8 ,9			J13-0075-05	FUSE CLIP		
△ L1		*	L79-1285-05	LINE FILTER		
L2		*	L92-0532-05	FERRITE CORE		
L55		*	L33-1632-05	CHOKE COIL		
△ T1		*	L07-2996-05	POWER TRANSFORMER		
R1		*	R92-4562-05	RD 470	J 1/2W	
R3			RS14KB3D470J	FL-PROOF RS 47	J 2W	
R4		*	RS14KB3D473J	FL-PROOF RS 47K	J 2W	
R5		*	RS14KB3DR33J	FL-PROOF RS 0.33	J 2W	
R61		*	RN14BK2C9311F	RN 9.31K	F 1/6W	
R62			RN14BK2C5621F	RN 5.62K	F 1/6W	
R90			RD14NB2E2R2J	RD 2.2	J 1/4W	
△ S1		*	S68-0085-05	PUSH SWITCH (POWER TYPE)		
△ PH1			T95-0152-05	OPTO ISOLATOR		
△ D1 -4		*	AM01A	DIODE		
D5		*	SARS01	DIODE		
D6		*	AK03	DIODE		
D7 -9		*	AG01Z	DIODE		
△ D11		*	ENC471D-07A	VARISTOR		
△ D50 ,51		*	EK06	DIODE		
△ D52		*	EK19	DIODE		
△ D53 ,54		*	RK36-LFA4	DIODE		
△ D55		*	RJ43LF-M1	DIODE		
△ D56		*	EK14	DIODE		
△ D57		*	AG01Z	DIODE		
△ D58		*	EK14	DIODE		
D59			HSS104A	DIODE		
D59			1SS133	DIODE		
D60			MTZJ3.9(B)	ZENER DIODE		
D60			RD3.9ES(B)	ZENER DIODE		
D61			S5688B(TPB5)	DIODE		
D101			MTZJ7.5(B)	ZENER DIODE		
△ IC1		*	STR-F6674	HYBRID IC		
IC2		*	SE005N	ANALOGUE IC		
△ IC3		*	PQ09RF2	ANALOGUE IC		
△ IC5		*	PQ30RV31	ANALOGUE IC		

L : Scandinavia K : USA P : Canada R : Mexico C : China I : Malaysia
 Y : PX(Far East,Hawaii) T : England E : Europe G : Germany V : China(Shanghai)
 Y : AAFES(Europe) X : Australia Q : Russia H : Korea M : Other Areas △ indicates safety critical components .

* New Parts

Parts without **Parts No.** are not supplied.

Les articles non mentionnés dans le **Parts No.** ne sont pas fournis.

Teile ohne **Parts No.** werden nicht geliefert.

④

Ref. No	Add-ress	New Parts	Parts No.	Description	Desti-nation	Re-marks
△ IC6			PST993D-T	ANALOGUE IC		
△ IC7			TA7805S	ANALOGUE IC		
△ IC10			ICP-N20	ANALOGUE IC		
△ Q2			2SC3940A(R,S)	TRANSISTOR		
△ Q3			DTA113ZSA	DIGITAL TRANSISTOR		
Q3			UN4119	DIGITAL TRANSISTOR		
△ Q5			2SA1534A(R,S)	TRANSISTOR		
Q6			DTC143TSA	DIGITAL TRANSISTOR		
Q6			UN4216	DIGITAL TRANSISTOR		
△ Q11			2SB1375	TRANSISTOR		
Q12			DTC143TSA	DIGITAL TRANSISTOR		
Q12			UN4216	DIGITAL TRANSISTOR		
Q13			DTA113ZSA	DIGITAL TRANSISTOR		
Q13			UN4119	DIGITAL TRANSISTOR		
Q14			DTC143TSA	DIGITAL TRANSISTOR		
Q14			UN4216	DIGITAL TRANSISTOR		
△ Q18			2SA1286-T11	TRANSISTOR		
Q19 ,20			DTC143TSA	DIGITAL TRANSISTOR		
Q19 ,20			UN4216	DIGITAL TRANSISTOR		
Q101 ,102			2SA933AS(Q,R)	TRANSISTOR		
△ TH1		*	05D-11	THERMISTOR		
DISPLAY UNIT (X14-7160-10)						
D1 -5			B30-2571-05	LED(BLUE)		
D6 -9			B30-2584-05	LED(RED5)		
D14 ,15			B30-2571-05	LED(BLUE)		
C1 -3			CC73GCH1H470J	CHIP C 47PF	J	
C4			CK73GB1H102K	CHIP C 1000PF	K	
C5			CE04KW1H2R2M	ELECTRO 2.2UF	50WV	
C6			CK73GB1H103K	CHIP C 0.010UF	K	
C7			CC73GCH1H330J	CHIP C 33PF	J	
C8			CK73GB1H102K	CHIP C 1000PF	K	
C9			CE04KW1A101M	ELECTRO 100UF	10WV	
C10 -25			CC73GCH1H101J	CHIP C 100PF	J	
C31 ,32			CE04KW1H220M	ELECTRO 22UF	50WV	
C33 ,34			CC73GCH1H101J	CHIP C 100PF	J	
C35 ,36			CC73GCH1H220J	CHIP C 22PF	J	
C37 ,38			CK73GB1H471K	CHIP C 470PF	K	
C39			CK73GB1H122K	CHIP C 1200PF	K	
C40			CK73GB1H102K	CHIP C 1000PF	K	
C41 ,42			CC73GCH1H220J	CHIP C 22PF	J	
CN1			E40-4950-05	FLAT CABLE CONNECTOR		
J1			E11-0190-05	PHONE JACK (3P)		
-			J19-6100-03	HOLDER		
E5			J11-0808-05	WIRE CLAMPER		
L1 -3		*	L92-0520-05	FERRITE CORE		
L5 -9		*	L92-0520-05	FERRITE CORE		
R1			RK73GB1J472J	CHIP R 4.7K	J 1/16W	
R2			RK73GB1J332J	CHIP R 3.3K	J 1/16W	
R19			RK73GB1J472J	CHIP R 4.7K	J 1/16W	
R20			RK73GB1J332J	CHIP R 3.3K	J 1/16W	
R22			RK73GB1J472J	CHIP R 4.7K	J 1/16W	
R23			RK73GB1J332J	CHIP R 3.3K	J 1/16W	

L : Scandinavia K : USA P : Canada R : Mexico C : China I : Malaysia
 Y : PX(Far East,Hawaii) T : England E : Europe G : Germany V : China(Shanghai)
 Y : AAFES(Europe) X : Australia Q : Russia H : Korea M : Other Areas △ indicates safety critical components .

PARTS LIST

DV-5700/DVF-R9050/R9050-S

* New Parts
Parts without **Parts No.** are not supplied.
Les articles non mentionnés dans le **Parts No.** ne sont pas fournis.
Teile ohne **Parts No.** werden nicht geliefert.

5

Ref. No	Add-ress	New Parts	Parts No.	Description	Desti-nation	Re-marks
R25			RK73GB1J223J	CHIP R 22K J 1/16W		
R36 -38			RK73GB1J101J	CHIP R 100 J 1/16W		
R39			RK73GB1J102J	CHIP R 1.0K J 1/16W		
R40			RK73GB1J103J	CHIP R 10K J 1/16W		
R41			RK73GB1J473J	CHIP R 47K J 1/16W		
R42			RK73GB1J101J	CHIP R 100 J 1/16W		
R53			RK73GB1J102J	CHIP R 1.0K J 1/16W		
R60			RK73GB1J100J	CHIP R 10 J 1/16W		
R61 ,62			RK73GB1J104J	CHIP R 100K J 1/16W		
R65 ,66			RK73GB1J330J	CHIP R 33 J 1/16W		
R67 ,68			RK73GB1J331J	CHIP R 330 J 1/16W		
R72 ,73			RK73GB1J102J	CHIP R 1.0K J 1/16W		
R74 ,75			RK73GB1J100J	CHIP R 10 J 1/16W		
VR1			R10-4049-05	POTENTIOMETER		
W31 ,32			R92-1963-05	JUMPER WIRE (RESISTOR TYPE)		
S1 -11			S70-0031-05	TACT SWITCH		
S15 ,16			S70-0031-05	TACT SWITCH		
D11 -13			DA204U	DIODE		
ED1			16-ST-43GNK	FLUORESCENT INDICATOR TUBE		
IC1			LC75712E	MOS-IC		
IC2			NJM4580ED	ANALOGUE IC		
Q1 -9			2SC1740S(Q,R)	TRANSISTOR		
Q1 -9			2SC2785(F,E)	TRANSISTOR		
Q11 ,12			2SC1740S(Q,R)	TRANSISTOR		
Q11 ,12			2SC2785(F,E)	TRANSISTOR		
Q13			2SA954(L,K)	TRANSISTOR		
A1			W02-2737-05	ELECTRIC CIRCUIT MODULE		
ELECTRIC UNIT (X25-646X-XX)						
C1			CK73GB1H103K	CHIP C 0.010UF K		
C2			CE04RW1E470M	ELECTRO 47UF 25WV		
C3 ,4			CC73GCH1H470J	CHIP C 47PF J		
C5			CK73GB1H102K	CHIP C 1000PF K		
C6			CK73FB1A105K	CHIP C 1.0UF K		
C7 ,8			CC73GCH1H150J	CHIP C 15PF J		
C9 -15			CK73GB1H102K	CHIP C 1000PF K		
C16			CC73GCH1H050C	CHIP C 5.0PF C		
C101			CE04RW1H4R7M	ELECTRO 4.7UF 50WV		
C201,202			CE04KW1E101M	ELECTRO 100UF 25WV		
C203,204			CE04KW1H100M	ELECTRO 10UF 50WV		
C205,206			CE04RW1C101M	ELECTRO 100UF 16WV		
C209			CK73FB1C474K	CHIP C 0.47UF K		
C210			CK73GB1C104K	CHIP C 0.10UF K		
C212			CK73GB1C104K	CHIP C 0.10UF K		
C213			CK73FB1C474K	CHIP C 0.47UF K		
C215			CE04RW1A101M	ELECTRO 100UF 10WV		
C216,217			CE04RW1H330M	ELECTRO 33UF 50WV		
C218			CE04RW1E470M	ELECTRO 47UF 25WV		
C219,220			CE04RW1H100M	ELECTRO 10UF 50WV		
C224			CE04RW1E470M	ELECTRO 47UF 25WV		
C225			CE04RW1A101M	ELECTRO 100UF 10WV		
C226			CK73GB1C104K	CHIP C 0.10UF K		
C228			CK73GB1C104K	CHIP C 0.10UF K		
C229,230			CQ93FMG1H122J	MYLAR 1200PF J		

L : Scandinavia K : USA P : Canada R : Mexico C : China I : Malaysia
Y : PX(Far East,Hawaii) T : England E : Europe G : Germany V : China(Shanghai)
Y : AAFES(Europe) X : Australia Q : Russia H : Korea M : Other Areas Δ indicates safety critical components .

* New Parts
Parts without **Parts No.** are not supplied.
Les articles non mentionnés dans le **Parts No.** ne sont pas fournis.
Teile ohne **Parts No.** werden nicht geliefert.

5

Ref. No	Add-ress	New Parts	Parts No.	Description	Desti-nation	Re-marks
C231,232			CC73GCH1H151J	CHIP C 150PF J		
C233			CC73GCH1H121J	CHIP C 120PF J		
C234-236			CC73GCH1H151J	CHIP C 150PF J		
C237,238			CQ93FMG1H332J	MYLAR 3300PF J		
C239,240			CQ93FMG1H562J	MYLAR 5600PF J		
C241,242			CQ93FMG1H391K	MYLAR 390PF K		
C243			CC73GCH1H121J	CHIP C 120PF J		
C244			CC73GCH1H101J	CHIP C 100PF J		
C245,246			CE04RW1H100M	ELECTRO 10UF 50WV		
C247,248			CE04RW1H330M	ELECTRO 33UF 50WV		
C249,250			CQ93FMG1H122J	MYLAR 1200PF J		
C251-253			CC73GCH1H151J	CHIP C 150PF J		
C254			CC73GCH1H101J	CHIP C 100PF J		
C255,256			CC73GCH1H151J	CHIP C 150PF J		
C257,258			CE04RW1H330M	ELECTRO 33UF 50WV		
C259,260			CQ93FMG1H122J	MYLAR 1200PF J		
C261,262			CC73GCH1H151J	CHIP C 150PF J		
C263			CC73GCH1H820J	CHIP C 82PF J		
C264			CC73GCH1H121J	CHIP C 120PF J		
C265,266			CC73GCH1H151J	CHIP C 150PF J		
C283-288			CC73GCH1H101J	CHIP C 100PF J		
C289			CC73GCH1H121J	CHIP C 120PF J		
C290-293			CE04RW1H330M	ELECTRO 33UF 50WV		
C294,295			CQ93FMG1H471J	MYLAR 4700PF J		
C296,297			CC73GCH1H680J	CHIP C 68PF J		
C298			CC73GCH1H101J	CHIP C 100PF J		
C299			CC73GCH1H151J	CHIP C 150PF J		
C300,301			CC73GCH1H680J	CHIP C 68PF J		
C302,303			CC73GCH1H101J	CHIP C 100PF J		
C308			CC73GCH1H101J	CHIP C 100PF J		
C309			CC73GCH1H121J	CHIP C 120PF J		
C310,311			CC73GCH1H820J	CHIP C 82PF J		
C320-322			CK73GB1H102K	CHIP C 1000PF K		
C323			CC73GCH1H070D	CHIP C 7.0PF D		
C324,325			CK73GB1H102K	CHIP C 1000PF K		
C326			CC73GCH1H070D	CHIP C 7.0PF D		
C327,328			CK73GB1H102K	CHIP C 1000PF K		
C329			CK73FB1C474K	CHIP C 0.47UF K		
C331,332			CK73GB1H102K	CHIP C 1000PF K		
C336			CK73GB1C104K	CHIP C 0.10UF K		
C339			CE04RW1A101M	ELECTRO 100UF 10WV		
C344			CQ93FMG1H472J	MYLAR 4700PF J		
C354			CQ93FMG1H472J	MYLAR 4700PF J		
C355			CK73GB1C104K	CHIP C 0.10UF K		
C356,357			CQ93FMG1H222J	MYLAR 2200PF J		
C358			CC73GCH1H101J	CHIP C 100PF J		
C366-369			CQ93FMG1H472J	MYLAR 4700PF J		
C370			CK73FB1A105K	CHIP C 1.0UF K		
C371			CK73GB1H102K	CHIP C 1000PF K		
C372-375			CE04RW1H330M	ELECTRO 33UF 50WV		
C380			CK73GB1H102K	CHIP C 1000PF K		
C384,385			CQ93FMG1H222J	MYLAR 2200PF J		
C401			CE04RW1H101M	ELECTRO 1.0UF 50WV	E1E2	
C402			CE04RW1C220M	ELECTRO 22UF 16WV	E1E2	
C403			CE04RW1H101M	ELECTRO 1.0UF 50WV	E1E2	

L : Scandinavia K : USA P : Canada R : Mexico C : China I : Malaysia
Y : PX(Far East,Hawaii) T : England E : Europe G : Germany V : China(Shanghai)
Y : AAFES(Europe) X : Australia Q : Russia H : Korea M : Other Areas Δ indicates safety critical components .

* New Parts

Parts without **Parts No.** are not supplied.

Les articles non mentionnés dans le **Parts No.** ne sont pas fournis.

Teile ohne **Parts No.** werden nicht geliefert.

7

Ref. No	Add-ress	New Parts	Parts No.	Description	Desti-nation	Re-marks	
C404			CK73GB1C104K	CHIP C	0.10UF	K	E1E2
C405			CC73GCH1H821J	CHIP C	820PF	J	E1E2
C406			CE04RW1C101M	ELECTRO	100UF	16WV	
C407			CC73GCH1H040C	CHIP C	4.0PF	C	E1E2
C408-411			CE04RW1H2R2M	ELECTRO	2.2UF	50WV	E1E2
C412			CK73GB1C104K	CHIP C	0.10UF	K	E1E2
C413-414			CE04KW1A471M	ELECTRO	470UF	10WV	E1E2
C415-417			CC73GCH1H101J	CHIP C	100PF	J	E1E2
C418			CE04RW1C100M	ELECTRO	10UF	16WV	E1E2
C419			CC73GCH1H101J	CHIP C	100PF	J	E1E2
C420			CE04RW1C100M	ELECTRO	10UF	16WV	E1E2
C421			CK73GB1C104K	CHIP C	0.10UF	K	E1E2
C422			CE04RW1C100M	ELECTRO	10UF	16WV	E1E2
C423			CC73GCH1H050C	CHIP C	5.0PF	C	E1E2
C424-426			CE04KW1A471M	ELECTRO	470UF	10WV	E1E2
C427			CK73GB1H102K	CHIP C	1000PF	K	E1E2
C428			CC73GCH1H100D	CHIP C	10PF	D	
C429			CK45FF1H103Z	CERAMIC	0.010UF	Z	
C500			CK73GB1H102K	CHIP C	1000PF	K	
C501-504			CC73GCH1H221J	CHIP C	220PF	J	E1E2
C505			CK73GB1C104K	CHIP C	0.10UF	K	E1E2
C506-508			CE04RW1C100M	ELECTRO	10UF	16WV	E1E2
C509-512			CE04RW1H010M	ELECTRO	1.0UF	50WV	E1E2
C513-516			CC73GCH1H221J	CHIP C	220PF	J	E1E2
C517			CK73GB1C104K	CHIP C	0.10UF	K	E1E2
C518			CC73GCH1H470J	CHIP C	47PF	J	
C519			CK73GB1H102K	CHIP C	1000PF	K	
C550			CE04RW1C101M	ELECTRO	100UF	16WV	E1E2
C601			CC73GCH1H270J	CHIP C	27PF	J	
C602			CC73GCH1H560J	CHIP C	56PF	J	
C603			CC73GCH1H270J	CHIP C	27PF	J	
C605,606			CE04RW1H100M	ELECTRO	10UF	50WV	
C607			CC73GCH1H270J	CHIP C	27PF	J	
C608			CC73GCH1H560J	CHIP C	56PF	J	
C609			CC73GCH1H270J	CHIP C	27PF	J	
C611,612			CE04RW1H100M	ELECTRO	10UF	50WV	
C613			CC73GCH1H270J	CHIP C	27PF	J	
C614			CC73GCH1H560J	CHIP C	56PF	J	
C615			CC73GCH1H270J	CHIP C	27PF	J	
C617,618			CE04RW1H100M	ELECTRO	10UF	50WV	
C619-623			CK73FB1A105K	CHIP C	1.0UF	K	
C627,628			CE04RW1E470M	ELECTRO	47UF	25WV	
C630			CK73FB1C334K	CHIP C	0.33UF	K	
C632			CE04RW1A101M	ELECTRO	100UF	10WV	
C633			CK73FB1C334K	CHIP C	0.33UF	K	
C635			CE04RW1A101M	ELECTRO	100UF	10WV	
C650-652			CC73GCH1H100D	CHIP C	10PF	D	
C653,654			CK73GB1C104K	CHIP C	0.10UF	K	
C655-660			CC73GCH1H470J	CHIP C	47PF	J	
C661,662			CK73GB1H103K	CHIP C	0.010UF	K	
C801			CE04RW1H010M	ELECTRO	1.0UF	50WV	
C802			CK73GB1C683K	CHIP C	0.068UF	K	
C803			CC73GCH1H101J	CHIP C	100PF	J	
C804			CC73GCH1H121J	CHIP C	120PF	J	
C901			CK73GB1H103K	CHIP C	0.010UF	K	Y1E1E2

L : Scandinavia K : USA P : Canada R : Mexico C : China I : Malaysia
 Y : PX(Far East,Hawaii) T : England E : Europe G : Germany V : China(Shanghai)
 Y : AAFES(Europe) X : Australia Q : Russia H : Korea M : Other Areas Δ indicates safety critical components .

* New Parts

Parts without **Parts No.** are not supplied.

Les articles non mentionnés dans le **Parts No.** ne sont pas fournis.

Teile ohne **Parts No.** werden nicht geliefert.

8

Ref. No	Add-ress	New Parts	Parts No.	Description	Desti-nation	Re-marks	
C902,903			CK73GB1H102K	CHIP C	1000PF	K	Y1E1E2
C904			CC73GCH1H100D	CHIP C	10PF	D	Y1E1E2
C905			CK73GB1H102K	CHIP C	1000PF	K	Y1E1E2
C906			CK73GB1H103K	CHIP C	0.010UF	K	Y1E1E2
C907,908			CK73GB1H102K	CHIP C	1000PF	K	Y1E1E2
C909			CC73GCH1H100D	CHIP C	10PF	D	Y1E1E2
C910			CK73GB1H102K	CHIP C	1000PF	K	Y1E1E2
C911			CK73GB1H103K	CHIP C	0.010UF	K	Y1E1E2
C912,913			CK73GB1H102K	CHIP C	1000PF	K	Y1E1E2
C914			CC73GCH1H100D	CHIP C	10PF	D	Y1E1E2
C915			CK73GB1H102K	CHIP C	1000PF	K	Y1E1E2
C916			CC73GCH1H100D	CHIP C	10PF	D	Y1E1E2
CN1 ,2		*	E40-8860-05	PIN ASSY			
CN3		*	E40-4912-05	FLAT CABLE CONNECTOR			
CN4			E40-4901-05	FLAT CABLE CONNECTOR			
CN5			E40-8632-05	PIN ASSY			
CN201			E40-3249-05	PIN ASSY			
CN401			E40-3254-05	PIN ASSY			E1E2
CN402			E40-3257-05	PIN ASSY			E1E2
J201		*	E63-1171-05	PIN JACK			
J202			E63-1128-05	PIN JACK			
J501,502			E58-0027-05	RECTANGULAR RECEPTACLE			E1E2
J601			E63-1158-05	PIN JACK			
J602,603			E56-0031-05	CYLINDRICAL RECEPTACLE			
J604			E63-1156-05	PIN JACK			
L101			L40-1001-39	SMALL FIXED INDUCTOR(10UH,K)			
L202-207			L92-0515-05	FERRITE CORE			
L209-212			L92-0515-05	FERRITE CORE			
L308			L92-0515-05	FERRITE CORE			
L311			L40-1001-58	SMALL FIXED INDUCTOR(10UH,K)			
L601-606		*	L40-5691-58	SMALL FIXED INDUCTOR(5.6UH,K)			
L611-613			L40-1001-39	SMALL FIXED INDUCTOR(10UH,K)			
L901			L92-0515-05	FERRITE CORE			Y1E1E2
L911-913			L40-1001-39	SMALL FIXED INDUCTOR(10UH,K)			Y1E1E2
X1		*	L78-0738-05	RESONATOR (20MHZ)			
X301		*	L77-2360-05	CRYSTAL RESONATOR(36.864M)			
X302		*	L77-2359-05	CRYSTAL RESONATOR(33.8688M)			
R1			RK73GB1J473J	CHIP R	47K	J	1/16W
R2			RK73GB1J333J	CHIP R	33K	J	1/16W
R2			RK73GB1J473J	CHIP R	47K	J	1/16W
R3			RK73GB1J473J	CHIP R	47K	J	1/16W
R4			RK73GB1J220J	CHIP R	22	J	1/16W
R5 -7			RK73GB1J473J	CHIP R	47K	J	1/16W
R8 ,9			RK73GB1J105J	CHIP R	1.0M	J	1/16W
R10 -13			RK73GB1J473J	CHIP R	47K	J	1/16W
R14			RK73GB1J223J	CHIP R	22K	J	1/16W
R15			RK73GB1J101J	CHIP R	100	J	1/16W
R16			RK73GB1J3R3J	CHIP R	3.3	J	1/16W
R17			RK73GB1J101J	CHIP R	100	J	1/16W
R18			RK73GB1J102J	CHIP R	1.0K	J	1/16W
R19			RK73GB1J101J	CHIP R	100	J	1/16W
R20			RK73GB1J472J	CHIP R	4.7K	J	1/16W
R21 ,22			RK73GB1J101J	CHIP R	100	J	1/16W

L : Scandinavia K : USA P : Canada R : Mexico C : China I : Malaysia
 Y : PX(Far East,Hawaii) T : England E : Europe G : Germany V : China(Shanghai)
 Y : AAFES(Europe) X : Australia Q : Russia H : Korea M : Other Areas Δ indicates safety critical components .

PARTS LIST
DV-5700/DVF-R9050/R9050-S

* New Parts
Parts without **Parts No.** are not supplied.
Les articles non mentionnés dans le **Parts No.** ne sont pas fournis.
Teile ohne **Parts No.** werden nicht geliefert.

9

Ref. No	Add-ress	New Parts	Parts No.	Description	Desti-nation	Re-marks
R23 ,24			RK73GB1J472J	CHIP R 4.7K J 1/16W		
R25			RK73GB1J221J	CHIP R 220 J 1/16W		
R26 -29			RK73GB1J473J	CHIP R 47K J 1/16W		
R30 ,31			RK73GB1J101J	CHIP R 100 J 1/16W		
R32			RK73GB1J331J	CHIP R 330 J 1/16W		
R33 -37			RK73GB1J473J	CHIP R 47K J 1/16W		
R38			RK73GB1J221J	CHIP R 220 J 1/16W		
R39 -41			RK73GB1J101J	CHIP R 100 J 1/16W		
R43			RK73GB1J101J	CHIP R 100 J 1/16W		
R45			RK73GB1J101J	CHIP R 100 J 1/16W		
R46 -56			RK73GB1J473J	CHIP R 47K J 1/16W		
R57 -60			RK73GB1J101J	CHIP R 100 J 1/16W		
R61 -69			RK73GB1J473J	CHIP R 47K J 1/16W		
R70 -72			RK73GB1J113J	CHIP R 11K J 1/16W		
R73			RK73GB1J3R3J	CHIP R 3.3 J 1/16W		
R77			RK73GB1J102J	CHIP R 1.0K J 1/16W		
R78			RK73GB1J222J	CHIP R 2.2K J 1/16W		
R79			RK73GB1J472J	CHIP R 4.7K J 1/16W		
R80			RK73GB1J104J	CHIP R 100K J 1/16W		
R81 -84			RK73GB1J101J	CHIP R 100 J 1/16W		
R90			RK73GB1J473J	CHIP R 47K J 1/16W		
R91			RK73GB1J1R0J	CHIP R 1 J 1/16W		
R101			RK73GB1J102J	CHIP R 1.0K J 1/16W		
R102			RK73GB1J473J	CHIP R 47K J 1/16W		
R103-108			RK73GB1J103J	CHIP R 10K J 1/16W		
R109			RK73GB1J472J	CHIP R 4.7K J 1/16W		
R182			RK73GB1J331J	CHIP R 330 J 1/16W		
R183-185			RK73GB1J100J	CHIP R 10 J 1/16W		
R186-191			RK73GB1J1R0J	CHIP R 1 J 1/16W		
R192,193			RK73GB1J511J	CHIP R 510 J 1/16W		
R194			RK73GB1J102J	CHIP R 1.0K J 1/16W		
R195			RK73GB1J222J	CHIP R 2.2K J 1/16W		
R196			RK73GB1J102J	CHIP R 1.0K J 1/16W		
R197			RK73GB1J222J	CHIP R 2.2K J 1/16W		
R200			RK73GB1J181J	CHIP R 180 J 1/16W		
R201,202			RK73GB1J821J	CHIP R 820 J 1/16W		
R203,204			RK73GB1J822J	CHIP R 8.2K J 1/16W		
R205,206			RK73GB1J101J	CHIP R 100 J 1/16W		
R207,208			RK73GB1J102J	CHIP R 1.0K J 1/16W		
R209,210			RK73GB1J101J	CHIP R 100 J 1/16W		
R211,212			RK73GB1J272J	CHIP R 2.7K J 1/16W		
R213,214			RK73GB1J3R9J	CHIP R 3.9 J 1/16W		
R215-222			RK73GB1J242J	CHIP R 2.4K J 1/16W		
R223,224			RK73GB1J472J	CHIP R 4.7K J 1/16W		
R225,226			RK73GB1J4R7J	CHIP R 4.7 J 1/16W		
R227,228			RK73GB1J471J	CHIP R 470 J 1/16W		
R229-232			RK73GB1J152J	CHIP R 1.5K J 1/16W		
R233,234			RK73GB1J222J	CHIP R 2.2K J 1/16W		
R235,236			RK73GB1J105J	CHIP R 1.0M J 1/16W		
R237,238			RK73GB1J152J	CHIP R 1.5K J 1/16W		
R239			RK73GB1J103J	CHIP R 10K J 1/16W		
R240,241			RK73GB1J104J	CHIP R 100K J 1/16W		
R242-245			RK73GB1J242J	CHIP R 2.4K J 1/16W		
R246,247			RK73GB1J472J	CHIP R 4.7K J 1/16W		
R248-251			RK73GB1J242J	CHIP R 2.4K J 1/16W		

L : Scandinavia K : USA P : Canada R : Mexico C : China I : Malaysia
Y : PX(Far East,Hawaii) T : England E : Europe G : Germany V : China(Shanghai)
Y : AAFES(Europe) X : Australia Q : Russia H : Korea M : Other Areas Δ indicates safety critical components .

* New Parts
Parts without **Parts No.** are not supplied.
Les articles non mentionnés dans le **Parts No.** ne sont pas fournis.
Teile ohne **Parts No.** werden nicht geliefert.

10

Ref. No	Add-ress	New Parts	Parts No.	Description	Desti-nation	Re-marks
R252,253			RK73GB1J472J	CHIP R 4.7K J 1/16W		
R254,255			RK73GB1J470J	CHIP R 47 J 1/16W		
R256-259			RK73GB1J242J	CHIP R 2.4K J 1/16W		
R260,261			RK73GB1J472J	CHIP R 4.7K J 1/16W		
R262-265			RK73GB1J242J	CHIP R 2.4K J 1/16W		
R266,267			RK73GB1J4R7J	CHIP R 4.7 J 1/16W		
R268-271			RK73GB1J242J	CHIP R 2.4K J 1/16W		
R272,273			RK73GB1J472J	CHIP R 4.7K J 1/16W		
R274-277			RK73GB1J242J	CHIP R 2.4K J 1/16W		
R278,279			RK73GB1J472J	CHIP R 4.7K J 1/16W		
R280,281			RK73GB1J4R7J	CHIP R 4.7 J 1/16W		
R282-285			RK73GB1J470J	CHIP R 47 J 1/16W		
R286,287			RK73GB1J511J	CHIP R 510 J 1/16W		
R288			RK73GB1J470J	CHIP R 47 J 1/16W		
R289,290			RK73GB1J181J	CHIP R 180 J 1/16W		
R291			RK73GB1J224J	CHIP R 220K J 1/16W		
R293			RK73GB1J224J	CHIP R 220K J 1/16W		
R294			RK73GB1J102J	CHIP R 1.0K J 1/16W		
R295-303			RK73GB1J752J	CHIP R 7.5K J 1/16W		
R304,305			RK73GB1J105J	CHIP R 1.0M J 1/16W		
R306			RK73GB1J271J	CHIP R 270 J 1/16W		
R307,308			RK73GB1J105J	CHIP R 1.0M J 1/16W		
R309			RK73GB1J271J	CHIP R 270 J 1/16W		
R310,311			RK73GB1J223J	CHIP R 22K J 1/16W		
R312-314			RK73GB1J3R9J	CHIP R 3.9 J 1/16W		
R321-323			RK73GB1J101J	CHIP R 100 J 1/16W		
R335			RK73GB1J101J	CHIP R 100 J 1/16W		
R341			RK73GB1J103J	CHIP R 10K J 1/16W		
R342-344			RK73GB1J101J	CHIP R 100 J 1/16W		
R345,346			RK73GB1J1R0J	CHIP R 1 J 1/16W		
R347			RK73GB1J100J	CHIP R 10 J 1/16W		
R348-350			RK73GB1J101J	CHIP R 100 J 1/16W		
R356			RK73GB1J103J	CHIP R 10K J 1/16W		
R357			RK73GB1J100J	CHIP R 10 J 1/16W		
R358			RK73GB1J1R0J	CHIP R 1 J 1/16W		
R360			RK73GB1J2R2J	CHIP R 2.2 J 1/16W		
R361			RK73GB1J3R3J	CHIP R 3.3 J 1/16W		
R362-364			RK73GB1J101J	CHIP R 100 J 1/16W		
R365-367			RK73GB1J102J	CHIP R 1.0K J 1/16W		
R369			RK73GB1J181J	CHIP R 180 J 1/16W		
R370			RK73GB1J220J	CHIP R 22 J 1/16W		
R371			RK73GB1J750J	CHIP R 75 J 1/16W		
R372			RK73GB1J104J	CHIP R 100K J 1/16W		
R373-375			RK73GB1J101J	CHIP R 100 J 1/16W		
R377,378			RK73GB1J101J	CHIP R 100 J 1/16W		
R379			RK73GB1J3R9J	CHIP R 3.9 J 1/16W		
R380,381			RK73GB1J4R7J	CHIP R 4.7 J 1/16W		
R382			RK73GB1J104J	CHIP R 100K J 1/16W		
R383-386			RK73GB1J472J	CHIP R 4.7K J 1/16W		
R387			RK73GB1J181J	CHIP R 180 J 1/16W		
R388,389			RK73GB1J105J	CHIP R 1.0M J 1/16W		
R390			RK73GB1J2R2J	CHIP R 2.2 J 1/16W		
R394			RK73GB1J181J	CHIP R 180 J 1/16W		
R395			RK73GB1J470J	CHIP R 47 J 1/16W		
R396,397			RK73GB1J151J	CHIP R 150 J 1/16W		

L : Scandinavia K : USA P : Canada R : Mexico C : China I : Malaysia
Y : PX(Far East,Hawaii) T : England E : Europe G : Germany V : China(Shanghai)
Y : AAFES(Europe) X : Australia Q : Russia H : Korea M : Other Areas Δ indicates safety critical components .

DV-5700/DVF-R9050/R9050-S

PARTS LIST

* New Parts

Parts without **Parts No.** are not supplied.
Les articles non mentionnés dans le **Parts No.** ne sont pas fournis.
Teile ohne **Parts No.** werden nicht geliefert.

11

Ref. No	Add-ress	New Parts	Parts No.	Description	Desti-nation	Re-marks
R398			RK73GB1J181J	CHIP R 180	J 1/16W	
R401			RK73GB1J472J	CHIP R 4.7K	J 1/16W	E1E2
R402			RK73GB1J103J	CHIP R 10K	J 1/16W	E1E2
R403,404			RK73GB1J101J	CHIP R 100	J 1/16W	E1E2
R405,406			RK73GB1J151J	CHIP R 150	J 1/16W	E1E2
R407			RK73GB1J1R0J	CHIP R 1	J 1/16W	E1E2
R408,409			RK73GB1J151J	CHIP R 150	J 1/16W	E1E2
R410,411			RK73GB1J101J	CHIP R 100	J 1/16W	E1E2
R412-419			RK73GB1J151J	CHIP R 150	J 1/16W	E1E2
R420			RK73GB1J102J	CHIP R 1.0K	J 1/16W	E1E2
R421			RK73GB1J3R3J	CHIP R 3.3	J 1/16W	E1E2
R422			RK73GB1J223J	CHIP R 22K	J 1/16W	E1E2
R423			RK73GB1J472J	CHIP R 4.7K	J 1/16W	E1E2
R424			RK73GB1J332J	CHIP R 3.3K	J 1/16W	E1E2
R425			RK73GB1J562J	CHIP R 5.6K	J 1/16W	E1E2
R426			RK73GB1J332J	CHIP R 3.3K	J 1/16W	E1E2
R427			RK73GB1J472J	CHIP R 4.7K	J 1/16W	E1E2
R428			RK73GB1J332J	CHIP R 3.3K	J 1/16W	E1E2
R429			RK73GB1J472J	CHIP R 4.7K	J 1/16W	E1E2
R430			RK73GB1J750J	CHIP R 75	J 1/16W	E1E2
R431			RK73GB1J223J	CHIP R 22K	J 1/16W	E1E2
R432			RK73GB1J472J	CHIP R 4.7K	J 1/16W	E1E2
R433,434			RK73GB1J223J	CHIP R 22K	J 1/16W	E1E2
R435			RK73GB1J472J	CHIP R 4.7K	J 1/16W	E1E2
R501-507			RK73GB1J750J	CHIP R 75	J 1/16W	E1E2
R508-511			RK73GB1J101J	CHIP R 100	J 1/16W	E1E2
R512-514			RK73GB1J750J	CHIP R 75	J 1/16W	E1E2
R515-518			RK73GB1J101J	CHIP R 100	J 1/16W	E1E2
R519-522			RK73GB1J103J	CHIP R 10K	J 1/16W	E1E2
R550			RK73GB1J122J	CHIP R 1.2K	J 1/16W	E1E2
R552			RK73GB1J122J	CHIP R 1.2K	J 1/16W	E1E2
R554			RK73GB1J122J	CHIP R 1.2K	J 1/16W	E1E2
R556			RK73GB1J122J	CHIP R 1.2K	J 1/16W	E1E2
R558-561			RK73GB1J103J	CHIP R 10K	J 1/16W	E1E2
R562,563			RK73GB1J104J	CHIP R 100K	J 1/16W	E1E2
R564			RK73GB1J122J	CHIP R 1.2K	J 1/16W	E1E2
R565			RK73GB1J222J	CHIP R 2.2K	J 1/16W	E1E2
R566			RK73GB1J223J	CHIP R 22K	J 1/16W	E1E2
R567			RK73GB1J224J	CHIP R 220K	J 1/16W	E1E2
R601			RK73GB1J331J	CHIP R 330	J 1/16W	
R602,603			RK73GB1J681J	CHIP R 680	J 1/16W	
R604			RK73GB1J151J	CHIP R 150	J 1/16W	
R606			RK73GB1J181J	CHIP R 180	J 1/16W	
R608			RK73GB1J471J	CHIP R 470	J 1/16W	
R609			RK73GB1J123J	CHIP R 12K	J 1/16W	
R610			RK73GB1J333J	CHIP R 33K	J 1/16W	
R611,612			RK73GB1J681J	CHIP R 680	J 1/16W	
R613			RK73GB1J182J	CHIP R 1.8K	J 1/16W	
R614			RK73GB1J333J	CHIP R 33K	J 1/16W	
R615			RK73GB1J123J	CHIP R 12K	J 1/16W	
R616			RK73GB1J331J	CHIP R 330	J 1/16W	
R617,618			RK73GB1J681J	CHIP R 680	J 1/16W	
R620			RK73GB1J151J	CHIP R 150	J 1/16W	
R621			RK73GB1J181J	CHIP R 180	J 1/16W	
R623			RK73GB1J471J	CHIP R 470	J 1/16W	

L : Scandinavia K : USA P : Canada R : Mexico C : China I : Malaysia
Y : PX(Far East,Hawaii) T : England E : Europe G : Germany V : China(Shanghai)
Y : AAFES(Europe) X : Australia Q : Russia H : Korea M : Other Areas Δ indicates safety critical components.

* New Parts

Parts without **Parts No.** are not supplied.
Les articles non mentionnés dans le **Parts No.** ne sont pas fournis.
Teile ohne **Parts No.** werden nicht geliefert.

12

Ref. No	Add-ress	New Parts	Parts No.	Description	Desti-nation	Re-marks
R624			RK73GB1J123J	CHIP R 12K	J 1/16W	
R625			RK73GB1J333J	CHIP R 33K	J 1/16W	
R626			RK73GB1J182J	CHIP R 1.8K	J 1/16W	
R627,628			RK73GB1J681J	CHIP R 680	J 1/16W	
R629			RK73GB1J333J	CHIP R 33K	J 1/16W	
R630			RK73GB1J123J	CHIP R 12K	J 1/16W	
R631			RK73GB1J331J	CHIP R 330	J 1/16W	
R632,633			RK73GB1J681J	CHIP R 680	J 1/16W	
R635			RK73GB1J151J	CHIP R 150	J 1/16W	
R636			RK73GB1J181J	CHIP R 180	J 1/16W	
R638			RK73GB1J471J	CHIP R 470	J 1/16W	
R639			RK73GB1J123J	CHIP R 12K	J 1/16W	
R640			RK73GB1J333J	CHIP R 33K	J 1/16W	
R641			RK73GB1J182J	CHIP R 1.8K	J 1/16W	
R642,643			RK73GB1J681J	CHIP R 680	J 1/16W	
R644			RK73GB1J333J	CHIP R 33K	J 1/16W	
R645			RK73GB1J123J	CHIP R 12K	J 1/16W	
R646			RK73GB1J184J	CHIP R 180K	J 1/16W	
R647,648			RK73GB1J304J	CHIP R 300K	J 1/16W	
R649,650			RK73GB1J185J	CHIP R 1.8M	J 1/16W	
R651			RK73GB1J225J	CHIP R 2.2M	J 1/16W	
R652			RK73GB1J184J	CHIP R 180K	J 1/16W	
R653			RK73GB1J304J	CHIP R 300K	J 1/16W	
R654			RK73GB1J225J	CHIP R 2.2M	J 1/16W	
R655			RK73GB1J185J	CHIP R 1.8M	J 1/16W	
R656,657			RK73GB1J4R7J	CHIP R 4.7	J 1/16W	
R664			RK73GB1J102J	CHIP R 1.0K	J 1/16W	
R665			RK73GB1J222J	CHIP R 2.2K	J 1/16W	
R666			RK73GB1J152J	CHIP R 1.5K	J 1/16W	
R667			RK73GB1J332J	CHIP R 3.3K	J 1/16W	E1E2
R668			RK73GB1J473J	CHIP R 47K	J 1/16W	
R670-672			RK73GB1J750J	CHIP R 75	J 1/16W	
R676-681			RK73GB1J750J	CHIP R 75	J 1/16W	
R683			RK73GB1J101J	CHIP R 100	J 1/16W	
R684			RK73GB1J561J	CHIP R 560	J 1/16W	
R685			RK73GB1J332J	CHIP R 3.3K	J 1/16W	
R686			RK73GB1J181J	CHIP R 180	J 1/16W	
R701			RK73GB1J151J	CHIP R 150	J 1/16W	
R702,703			RK73GB1J104J	CHIP R 100K	J 1/16W	
R704-707			RK73GB1J102J	CHIP R 1.0K	J 1/16W	
R708,709			RK73GB1J181J	CHIP R 180	J 1/16W	
R710			RK73GB1J151J	CHIP R 150	J 1/16W	
R711,712			RK73GB1J181J	CHIP R 180	J 1/16W	
R713			RK73GB1J151J	CHIP R 150	J 1/16W	
R714			RK73GB1J104J	CHIP R 100K	J 1/16W	
R715,716			RK73GB1J102J	CHIP R 1.0K	J 1/16W	
R717			RK73GB1J104J	CHIP R 100K	J 1/16W	
R718,719			RK73GB1J102J	CHIP R 1.0K	J 1/16W	
R720,721			RK73GB1J181J	CHIP R 180	J 1/16W	
R722			RK73GB1J151J	CHIP R 150	J 1/16W	
R723			RK73GB1J104J	CHIP R 100K	J 1/16W	
R724,725			RK73GB1J181J	CHIP R 180	J 1/16W	
R726			RK73GB1J151J	CHIP R 150	J 1/16W	
R727,728			RK73GB1J102J	CHIP R 1.0K	J 1/16W	
R729			RK73GB1J104J	CHIP R 100K	J 1/16W	

L : Scandinavia K : USA P : Canada R : Mexico C : China I : Malaysia
Y : PX(Far East,Hawaii) T : England E : Europe G : Germany V : China(Shanghai)
Y : AAFES(Europe) X : Australia Q : Russia H : Korea M : Other Areas Δ indicates safety critical components.

PARTS LIST
DV-5700/DVF-R9050/R9050-S

* New Parts
Parts without **Parts No.** are not supplied.
Les articles non mentionnés dans le **Parts No.** ne sont pas fournis.
Teile ohne **Parts No.** werden nicht geliefert.

13

Ref. No	Add-ress	New Parts	Parts No.	Description	Desti-nation	Re-marks
R730,731			RK73GB1J102J	CHIP R 1.0K J 1/16W		
R732,733			RK73GB1J181J	CHIP R 180 J 1/16W		
R734			RK73GB1J151J	CHIP R 150 J 1/16W		
R735			RK73GB1J221J	CHIP R 220 J 1/16W		
R801-805			RK73GB1J183J	CHIP R 18K J 1/16W		
R806			RK73GB1J622J	CHIP R 6.2K J 1/16W		
R809			RK73GB1J101J	CHIP R 100 J 1/16W		
R810			RK73GB1J332J	CHIP R 3.3K J 1/16W		
R811			RK73GB1J153J	CHIP R 15K J 1/16W		
R812			RK73GB1J102J	CHIP R 1.0K J 1/16W		
R813			RK73GB1J101J	CHIP R 100 J 1/16W		
R814,815			RK73GB1J102J	CHIP R 1.0K J 1/16W		
R816			RK73GB1J101J	CHIP R 100 J 1/16W		
R817,818			RK73GB1J4R7J	CHIP R 4.7 J 1/16W		
R901-905			RK73GB1J101J	CHIP R 100 J 1/16W	Y1E1E2	
R906			RK73GB1J102J	CHIP R 1.0K J 1/16W	Y1E1E2	
R907-909			RK73GB1J1R0J	CHIP R 1 J 1/16W	Y1E1E2	
R910			RK73GB1J101J	CHIP R 100 J 1/16W	Y1E1E2	
R911			RK73GB1J102J	CHIP R 1.0K J 1/16W	Y1E1E2	
R912,913			RK73GB1J101J	CHIP R 100 J 1/16W	Y1E1E2	
R914-916			RK73GB1J1R0J	CHIP R 1 J 1/16W	Y1E1E2	
R917			RK73GB1J101J	CHIP R 100 J 1/16W	Y1E1E2	
R918			RK73GB1J102J	CHIP R 1.0K J 1/16W	Y1E1E2	
R919,920			RK73GB1J101J	CHIP R 100 J 1/16W	Y1E1E2	
R921-923			RK73GB1J1R0J	CHIP R 1 J 1/16W	Y1E1E2	
R924			RK73GB1J101J	CHIP R 100 J 1/16W	Y1E1E2	
R925,926			RK73GB1J331J	CHIP R 330 J 1/16W	Y1E1E2	
W202			R92-1963-05	JUMPER WIRE (RESISTOR TYPE)		
W211			R92-1963-05	JUMPER WIRE (RESISTOR TYPE)		
W301-303			R92-1963-05	JUMPER WIRE (RESISTOR TYPE)		
W601,602			R92-1963-05	JUMPER WIRE (RESISTOR TYPE)	KY1	
W607			R92-1963-05	JUMPER WIRE (RESISTOR TYPE)		
W622			R92-1963-05	JUMPER WIRE (RESISTOR TYPE)		
W637			R92-1963-05	JUMPER WIRE (RESISTOR TYPE)		
W658-661			R92-1963-05	JUMPER WIRE (RESISTOR TYPE)		
W682			R92-1963-05	JUMPER WIRE (RESISTOR TYPE)		
W801			R92-1963-05	JUMPER WIRE (RESISTOR TYPE)		
W901-905			R92-1963-05	JUMPER WIRE (RESISTOR TYPE)	K	
S601			S31-1623-05	SLIDE SWITCH		
D1 -3			U1BC44	DIODE		
D5			UDZ6.8B	ZENER DIODE		
D8			U1BC44	DIODE		
D20 -22			DA204U	DIODE		
D101			MA111	DIODE		
D102			DAN202U	DIODE		
D201,202			UDZ8.2B	ZENER DIODE		
D203,204			KV1832E	VARIABLE CAPACITANCE DIODE		
D205			DAP202U	DIODE		
D206,207			MA111	DIODE		
D401			MA111	DIODE	E1E2	
D554			MA111	DIODE	E1E2	
D555			UDZ10B	ZENER DIODE	E1E2	
D556			MA111	DIODE	E1E2	
D601			DAN202U	DIODE	E1E2	

L : Scandinavia K : USA P : Canada R : Mexico C : China I : Malaysia
Y : PX(Far East,Hawaii) T : England E : Europe G : Germany V : China(Shanghai)
Y : AAFES(Europe) X : Australia Q : Russia H : Korea M : Other Areas Δ indicates safety critical components .

* New Parts
Parts without **Parts No.** are not supplied.
Les articles non mentionnés dans le **Parts No.** ne sont pas fournis.
Teile ohne **Parts No.** werden nicht geliefert.

14

Ref. No	Add-ress	New Parts	Parts No.	Description	Desti-nation	Re-marks
D602-606			U1BC44	DIODE		
IC1			MN101C28CMA	MI-COM IC		
IC2			X25057M-2.7	MEMORY IC		
IC3			S-80740AL-A4	IC(VOLTAGE DETECTOR)		
IC21			PST9128NR	ANALOGUE IC		
Δ IC201			PQ1R33	ANALOGUE IC		
IC204		*	PCM1748E	MOS-IC		
IC205		*	PCM1602KY	MOS-IC		
IC206,207			TC7SHU04FU	MOS-IC		
IC209			TC7WH157FU	MOS-IC		
IC211			TC7WH34FU	MOS-IC		
IC212			TC9214AF	MOS-IC		
IC213			TC74VHC00FT	MOS-IC		
IC214			TC74VHC08FT	MOS-IC		
IC216			TC7SHU04FU	MOS-IC		
Δ IC218		*	PQ1K503M2ZP	ANALOGUE IC		
Δ IC219			PQ1R33	ANALOGUE IC		
IC220			TC74HCT7007AF	MOS-IC		
IC222,223			TC74HCT7007AF	MOS-IC		
IC224			NJU3715G	MOS-IC		
IC225			TC7WH157FU	MOS-IC		
IC230-237			NJM4580ED	ANALOGUE IC		
IC401			MM1443XJ	ANALOGUE IC		
IC402-404			MM1224XF	ANALOGUE IC		
IC601		*	MM1540AFBE	MOS-IC	E1E2 E1E2	
Δ IC602			TA7805S	ANALOGUE IC		
IC603			TA79005S	IC(VOLTAGE REGULATOR/ -5V)		
IC801		*	NJM2123V	ANALOGUE IC		
IC901-903			KAN06	MOS-IC		
IC904			TC7WH74FU	MOS-IC	Y1E1E2 Y1E1E2	
Q100			DTC124EUA	DIGITAL TRANSISTOR		
Q101,102			2SC4081(R,S)	TRANSISTOR		
Q103			2SA1576A(R,S)	TRANSISTOR		
Δ Q201			2SB1375	TRANSISTOR		
Δ Q202			2SD2012	TRANSISTOR		
Q203			2SC4081(R,S)	TRANSISTOR		
Q204			2SA1576A(R,S)	TRANSISTOR		
Q205-208			2SC4213(B)	TRANSISTOR		
Q209			DTA124EUA	DIGITAL TRANSISTOR		
Q210-212			DTC124EUA	DIGITAL TRANSISTOR		
Q214-216			DTA124EUA	DIGITAL TRANSISTOR		
Q217-219			DTC124EUA	DIGITAL TRANSISTOR		
Q220			2SC4177(L5,L6)	TRANSISTOR		
Q221			2SA1611(M5,M6)	TRANSISTOR		
Q222-237			2SC4213(B)	TRANSISTOR		
Q401			DTA124EUA	DIGITAL TRANSISTOR	E1E2	
Q402			2SC4081(R,S)	TRANSISTOR	E1E2	
Q403			DTA124EUA	DIGITAL TRANSISTOR	E1E2	
Q404			DTC124EUA	DIGITAL TRANSISTOR	E1E2	
Q405			DTA114TUA	DIGITAL TRANSISTOR	E1E2	
Q406,407			2SC4081(R,S)	TRANSISTOR	E1E2	
Q408			DTC124EUA	DIGITAL TRANSISTOR	E1E2	
Q409			2SA1576A(R,S)	TRANSISTOR	E1E2	
Q410			2SC4081(R,S)	TRANSISTOR	E1E2	
Q411,412			2SA1576A(R,S)	TRANSISTOR	E1E2	

L : Scandinavia K : USA P : Canada R : Mexico C : China I : Malaysia
Y : PX(Far East,Hawaii) T : England E : Europe G : Germany V : China(Shanghai)
Y : AAFES(Europe) X : Australia Q : Russia H : Korea M : Other Areas Δ indicates safety critical components .

* New Parts
 Parts without **Parts No.** are not supplied.
 Les articles non mentionnés dans le **Parts No.** ne sont pas fournis.
 Teile ohne **Parts No.** werden nicht geliefert.

15

Ref. No	Add-ress	New Parts	Parts No.	Description	Desti-nation	Re-marks
Q413			DTC124EUA	DIGITAL TRANSISTOR	E1E2	
Q414			2SC4081(R,S)	TRANSISTOR	E1E2	
Q415			DTA124EUA	DIGITAL TRANSISTOR	E1E2	
Q416			2SA1576A(R,S)	TRANSISTOR	E1E2	
Q417			2SC4081(R,S)	TRANSISTOR	E1E2	
Q550-553			2SA1576A(R,S)	TRANSISTOR	E1E2	
Q554			2SC4081(R,S)	TRANSISTOR	E1E2	
Q555,556			2SA1576A(R,S)	TRANSISTOR	E1E2	
Q601			DTC144EUA	DIGITAL TRANSISTOR		
Q602			2SC4081(R,S)	TRANSISTOR		
Q603			2SA1576A(R,S)	TRANSISTOR		
Q604			DTC144EUA	DIGITAL TRANSISTOR		
Q605			2SA1576A(R,S)	TRANSISTOR		
Q606,607			2SC4081(R,S)	TRANSISTOR		
Q608,609			DTC144EUA	DIGITAL TRANSISTOR		
Q610			2SC4081(R,S)	TRANSISTOR		
Q611			2SA1576A(R,S)	TRANSISTOR		
Q612			DTC144EUA	DIGITAL TRANSISTOR		
Q613,614			2SC4081(R,S)	TRANSISTOR		
Q615			2SA1576A(R,S)	TRANSISTOR		
Q616,617			DTC144EUA	DIGITAL TRANSISTOR		
Q618			2SC4081(R,S)	TRANSISTOR		
Q619			2SA1576A(R,S)	TRANSISTOR		
Q620			DTC144EUA	DIGITAL TRANSISTOR		
Q621,622			2SC4081(R,S)	TRANSISTOR		
Q623			2SA1576A(R,S)	TRANSISTOR		
Q624			DTC144EUA	DIGITAL TRANSISTOR		
Q625			DTC144EUA	DIGITAL TRANSISTOR	E1E2	
Q626			DTA114TUA	DIGITAL TRANSISTOR	E1E2	
Q627			DTA114TUA	DIGITAL TRANSISTOR		
Q628			DTC144EUA	DIGITAL TRANSISTOR		
Q629			DTA114TUA	DIGITAL TRANSISTOR		
Q630			2SC3940A(R,S)	TRANSISTOR		
Q631			2SC4081(R,S)	TRANSISTOR		
Q632			DTA114TUA	DIGITAL TRANSISTOR	E1E2	
A201			W02-2732-05	OSCILLATING MODULE		
VIDEO UNIT (X35-2290-11)						
C1 -4			CC73GCH1H102J	CHIP C	1000PF	J
C5 ,6			CC73GCH1H331J	CHIP C	330PF	J
C7			CC73GCH1H681J	CHIP C	680PF	J
C8			CC73GCH1H561J	CHIP C	560PF	J
C9 ,10			CK73GB1C104K	CHIP C	0.10UF	K
C11			CK73GB1H682K	CHIP C	6800PF	K
C12			CC73GCH1H681J	CHIP C	680PF	J
C13			CE32AP0G221M	CHIP EL	220UF	4.0WV
C14 ,15			CK73GB1H122K	CHIP C	1200PF	K
C16 ,17			CK73GF1A105Z	CHIP C	1.0UF	Z
C18			CC73GCH1H470J	CHIP C	47PF	J
C19			CK73GB1E183K	CHIP C	0.018UF	K
C20			CC73GCH1H102J	CHIP C	1000PF	J
C22			CK73GB1H122K	CHIP C	1200PF	K
C23			CK73GB1C104K	CHIP C	0.10UF	K
C24			CK73GB1H103K	CHIP C	0.010UF	K
C25			CK73GB1H122K	CHIP C	1200PF	K

L : Scandinavia K : USA P : Canada R : Mexico C : China I : Malaysia
 Y : PX(Far East,Hawaii) T : England E : Europe G : Germany V : China(Shanghai)
 Y : AAFES(Europe) X : Australia Q : Russia H : Korea M : Other Areas Δ indicates safety critical components .

* New Parts
 Parts without **Parts No.** are not supplied.
 Les articles non mentionnés dans le **Parts No.** ne sont pas fournis.
 Teile ohne **Parts No.** werden nicht geliefert.

15

Ref. No	Add-ress	New Parts	Parts No.	Description	Desti-nation	Re-marks
C26			CE32AP0G221M	CHIP EL	220UF	4.0WV
C27			CE32AP1C100M	CHIP EL	10UF	16WV
C28 ,29			CK73GB1H122K	CHIP C	1200PF	K
C30			CK73GB1C473K	CHIP C	0.047UF	K
C31			CK73GB1C104K	CHIP C	0.10UF	K
C32			CK73GB1H103K	CHIP C	0.010UF	K
C33			CK73GB1H122K	CHIP C	1200PF	K
C34			CK73GB1C393K	CHIP C	0.039UF	K
C35			CK73GB1H822K	CHIP C	8200PF	K
C36			CK73GB1H122K	CHIP C	1200PF	K
C37			CK73FB1C474K	CHIP C	0.47UF	K
C38			CK73GB1H122K	CHIP C	1200PF	K
C39			CK73GB1C104K	CHIP C	0.10UF	K
C48		*	CE32AC1A331M	CHIP EL	330UF	10WV
C49			CE32AP1C101M	CHIP EL	100UF	16WV
C50			CE32AP0G221M	CHIP EL	220UF	4.0WV
C51			CK73GF1A105Z	CHIP C	1.0UF	Z
C101-107			CK73GB1H122K	CHIP C	1200PF	K
C108			CK73GB1H103K	CHIP C	0.010UF	K
C109			CK73GB1H122K	CHIP C	1200PF	K
C110,111			CE32AP1C101M	CHIP EL	100UF	16WV
C112-120			CK73GB1H122K	CHIP C	1200PF	K
C201			CC73GCH1H101J	CHIP C	100PF	J
C202			CK73GB1C104K	CHIP C	0.10UF	K
C203			CE32AP1C100M	CHIP EL	10UF	16WV
C204,205			CK73GB1H122K	CHIP C	1200PF	K
C207-214			CK73GB1H122K	CHIP C	1200PF	K
C215			CK73GB1H103K	CHIP C	0.010UF	K
C216			CK73GB1C104K	CHIP C	0.10UF	K
C217			CK73GB1H122K	CHIP C	1200PF	K
C218			CC73GCH1H330J	CHIP C	33PF	J
C219-222			CK73GB1H122K	CHIP C	1200PF	K
C223			CC73GCH1H102J	CHIP C	1000PF	J
C224			CC73GCH1H180J	CHIP C	18PF	J
C225			CC73GCH1H270J	CHIP C	27PF	J
C226			CK73GB1H122K	CHIP C	1200PF	K
C227			CE32AP1C100M	CHIP EL	10UF	16WV
C234			CK73GB1H122K	CHIP C	1200PF	K
C235			CK73GB1H103K	CHIP C	0.010UF	K
C238			CK73GB1H122K	CHIP C	1200PF	K
C239			CK73GB1C104K	CHIP C	0.10UF	K
C304-306			CK73GB1H122K	CHIP C	1200PF	K
C307			CK73GB1H103K	CHIP C	0.010UF	K
C308			CK73GB1H122K	CHIP C	1200PF	K
C311-314			CK73GB1H122K	CHIP C	1200PF	K
C316			CK73GB1H122K	CHIP C	1200PF	K
C318,319			CE32AP0G221M	CHIP EL	220UF	4.0WV
C320			CK73GB1H122K	CHIP C	1200PF	K
C321			CE32AP0G221M	CHIP EL	220UF	4.0WV
C325-332			CK73GB1H122K	CHIP C	1200PF	K
C337			CE32AP1C100M	CHIP EL	10UF	16WV
C338			CK73GB1C104K	CHIP C	0.10UF	K
C340			CK73GF1A105Z	CHIP C	1.0UF	Z
C341			CK73GB1C104K	CHIP C	0.10UF	K
C342			CK73GB1H103K	CHIP C	0.010UF	K

L : Scandinavia K : USA P : Canada R : Mexico C : China I : Malaysia
 Y : PX(Far East,Hawaii) T : England E : Europe G : Germany V : China(Shanghai)
 Y : AAFES(Europe) X : Australia Q : Russia H : Korea M : Other Areas Δ indicates safety critical components .

PARTS LIST
DV-5700/DVF-R9050/R9050-S

* New Parts
Parts without **Parts No.** are not supplied.
Les articles non mentionnés dans le **Parts No.** ne sont pas fournis.
Teile ohne **Parts No.** werden nicht geliefert.

17

Ref. No	Add-ress	New Parts	Parts No.	Description	Desti-nation	Re-marks
C343-348			CC73GCH1H220J	CHIP C	22PF	J
C349,350			CK73GB1H122K	CHIP C	1200PF	K
C351			CK73GB1C104K	CHIP C	0.10UF	K
C352			CC73GCH1H220J	CHIP C	22PF	J
C354,355			CK73GB1H122K	CHIP C	1200PF	K
C356-363			CK73GB1C104K	CHIP C	0.10UF	K
C365-367			CK73GB1H122K	CHIP C	1200PF	K
C372-377			CK73GB1H122K	CHIP C	1200PF	K
C379-383			CK73GB1H122K	CHIP C	1200PF	K
C385			CE32AP1C100M	CHIP EL	10UF	16WV
C386			CK73GB1H122K	CHIP C	1200PF	K
C388			CK73GB1H122K	CHIP C	1200PF	K
C390			CK73GB1H122K	CHIP C	1200PF	K
C392			CK73GB1H122K	CHIP C	1200PF	K
C394,395			CK73GB1H122K	CHIP C	1200PF	K
C397,398			CK73GB1H122K	CHIP C	1200PF	K
C450			CE32AP1C100M	CHIP EL	10UF	16WV
C452			CK73GB1H122K	CHIP C	1200PF	K
C453			CK73GB1H103K	CHIP C	0.010UF	K
C454			CK73GB1H122K	CHIP C	1200PF	K
C456			CK73GB1H122K	CHIP C	1200PF	K
C458			CK73GB1H122K	CHIP C	1200PF	K
C460-462			CK73GB1H122K	CHIP C	1200PF	K
C465			CK73GB1H122K	CHIP C	1200PF	K
C500,501			CE32AP1C100M	CHIP EL	10UF	16WV
C504-506			CK73GB1H122K	CHIP C	1200PF	K
C508-510			CK73GB1H122K	CHIP C	1200PF	K
C511			CK73GB1H103K	CHIP C	0.010UF	K
C512,513			CK73GB1H122K	CHIP C	1200PF	K
C518,519			CK73GB1H122K	CHIP C	1200PF	K
C522,523			CK73GB1H122K	CHIP C	1200PF	K
C525			CK73GB1H122K	CHIP C	1200PF	K
C527			CK73GB1H122K	CHIP C	1200PF	K
C528			CC73GCH1H102J	CHIP C	1000PF	J
C529			CC73GCH1H040C	CHIP C	4.0PF	C
C530			CC73GCH1H060D	CHIP C	6.0PF	D
C600			CE32AP1C101M	CHIP EL	100UF	16WV
C601			CK73GB1H122K	CHIP C	1200PF	K
C604			CC73GCH1H101J	CHIP C	100PF	J
C605			CK73GB1H122K	CHIP C	1200PF	K
C606			CC73GCH1H101J	CHIP C	100PF	J
C607,608			CK73GB1H122K	CHIP C	1200PF	K
C610			CK73GB1C104K	CHIP C	0.10UF	K
C612			CK73GB1H122K	CHIP C	1200PF	K
C614			CK73GB1H122K	CHIP C	1200PF	K
C615,616			CK73GB1C104K	CHIP C	0.10UF	K
C617			CK73GB1H122K	CHIP C	1200PF	K
C618			CE32AP1C101M	CHIP EL	100UF	16WV
C619			CK73GB1H103K	CHIP C	0.010UF	K
C620,621			CK73GB1H122K	CHIP C	1200PF	K
C622			CK73GB1C104K	CHIP C	0.10UF	K
C623			CK73GB1H122K	CHIP C	1200PF	K
C625			CE32AP0G221M	CHIP EL	220UF	4.0WV
C626			CK73GB1C104K	CHIP C	0.10UF	K
C701			CK73GB1H122K	CHIP C	1200PF	K

L : Scandinavia K : USA P : Canada R : Mexico C : China I : Malaysia
Y : PX(Far East,Hawaii) T : England E : Europe G : Germany V : China(Shanghai)
Y : AAFES(Europe) X : Australia Q : Russia H : Korea M : Other Areas Δ indicates safety critical components.

* New Parts
Parts without **Parts No.** are not supplied.
Les articles non mentionnés dans le **Parts No.** ne sont pas fournis.
Teile ohne **Parts No.** werden nicht geliefert.

18

Ref. No	Add-ress	New Parts	Parts No.	Description	Desti-nation	Re-marks
C703			CK73GB1H122K	CHIP C	1200PF	K
C705			CK73GB1H122K	CHIP C	1200PF	K
C706			CE32AP0G221M	CHIP EL	220UF	4.0WV
C707			CK73GB1H122K	CHIP C	1200PF	K
C708			CE32AP0G221M	CHIP EL	220UF	4.0WV
C709			CK73GB1H122K	CHIP C	1200PF	K
C710			CE32AP1C101M	CHIP EL	100UF	16WV
C711			CK73GB1H122K	CHIP C	1200PF	K
C712			CK73GB1H103K	CHIP C	0.010UF	K
C713,714			CC73GCH1H470J	CHIP C	47PF	J
C715			CK73GB1H122K	CHIP C	1200PF	K
C718-720			CK73GB1H122K	CHIP C	1200PF	K
C722,723			CK73GB1H122K	CHIP C	1200PF	K
C725			CK73GB1H122K	CHIP C	1200PF	K
C728			CK73GB1H122K	CHIP C	1200PF	K
C730-734			CK73GB1H122K	CHIP C	1200PF	K
C736			CE32AP0G221M	CHIP EL	220UF	4.0WV
C737			CK73GB1H122K	CHIP C	1200PF	K
C740			CK73GB1H122K	CHIP C	1200PF	K
C742			CK73GB1H122K	CHIP C	1200PF	K
C744,745			CK73GB1H122K	CHIP C	1200PF	K
C747,748			CK73GB1H122K	CHIP C	1200PF	K
C752			CK73GB1H122K	CHIP C	1200PF	K
C754			CK73GB1H122K	CHIP C	1200PF	K
C756,757			CK73GB1H122K	CHIP C	1200PF	K
C759			CK73GB1H122K	CHIP C	1200PF	K
C761			CE32AP0G221M	CHIP EL	220UF	4.0WV
C762,763			CK73GB1H122K	CHIP C	1200PF	K
C770			CE32AP1C101M	CHIP EL	100UF	16WV
C774			CK73GB1H122K	CHIP C	1200PF	K
C775,776			CC73GCH1H470J	CHIP C	47PF	J
C777			CK73GB1H122K	CHIP C	1200PF	K
C778			CC73GCH1H470J	CHIP C	47PF	J
C781-783			CK73GB1H122K	CHIP C	1200PF	K
C784,785			CK73GB1C104K	CHIP C	0.10UF	K
C786,787			CK73GB1H122K	CHIP C	1200PF	K
C789-791			CK73GB1H122K	CHIP C	1200PF	K
C795-797			CK73GB1H122K	CHIP C	1200PF	K
C801			CK73GB1H122K	CHIP C	1200PF	K
C803,804			CK73GB1H122K	CHIP C	1200PF	K
C805			CE32AP1C101M	CHIP EL	100UF	16WV
C806			CK73GB1H122K	CHIP C	1200PF	K
C808			CE32AP1C101M	CHIP EL	100UF	16WV
C809,810			CK73GB1H122K	CHIP C	1200PF	K
C811			CK73GB1C104K	CHIP C	0.10UF	K
C813,814			CK73GB1C104K	CHIP C	0.10UF	K
C815,816			CC73GCH1H470J	CHIP C	47PF	J
C817			CK73GB1H103K	CHIP C	0.010UF	K
C850			CK73GB1H103K	CHIP C	0.010UF	K
C851			CE32AP0G221M	CHIP EL	220UF	4.0WV
C852-854			CE32AP1C101M	CHIP EL	100UF	16WV
C857			CK73GF1A105Z	CHIP C	1.0UF	Z
C880-890			CK73GB1H122K	CHIP C	1200PF	K
C891,892			CE32AP1C101M	CHIP EL	100UF	16WV
C900			CE32AP1C101M	CHIP EL	100UF	16WV

L : Scandinavia K : USA P : Canada R : Mexico C : China I : Malaysia
Y : PX(Far East,Hawaii) T : England E : Europe G : Germany V : China(Shanghai)
Y : AAFES(Europe) X : Australia Q : Russia H : Korea M : Other Areas Δ indicates safety critical components.

PARTS LIST

DV-5700/DVF-R9050/R9050-S

* New Parts

Parts without **Parts No.** are not supplied.

Les articles non mentionnés dans le **Parts No.** ne sont pas fournis.

Teile ohne **Parts No.** werden nicht geliefert.

19

Ref. No	Add-ress	New Parts	Parts No.	Description	Desti-nation	Re-marks
C901			CK73GB1H122K	CHIP C 1200PF	K	
C903-905			CK73GB1H122K	CHIP C 1200PF	K	
C910			CK73GB1C104K	CHIP C 0.10UF	K	
C911			CC73GCH1H050C	CHIP C 5.0PF	C	
C912			CE32AP0G221M	CHIP EL 220UF	4.0WV	
C914,915			CK73GB1H122K	CHIP C 1200PF	K	
C916			CK73GB1H103K	CHIP C 0.010UF	K	
C919-925			CK73GB1H122K	CHIP C 1200PF	K	
C927			CK73GB1H122K	CHIP C 1200PF	K	
C928			CK73GB1H103K	CHIP C 0.010UF	K	
C931			CK73GB1H122K	CHIP C 1200PF	K	
C934-937			CK73GB1H122K	CHIP C 1200PF	K	
CN1		*	E40-8894-05	FLAT CABLE CONNECTOR		
CN7 ,8		*	E40-8859-05	SOCKET FOR PIN ASSY		
CN10		*	E40-8867-05	PIN ASSY		
CN201		*	E40-8881-05	SOCKET FOR PIN ASSY		
CF1			L72-0780-05	CERAMIC FILTER		
CF3 -7			L72-0780-05	CERAMIC FILTER		
CF301			L72-0780-05	CERAMIC FILTER		
CF401			L72-0780-05	CERAMIC FILTER		
CF701,702			L72-0780-05	CERAMIC FILTER		
CF851			L72-0780-05	CERAMIC FILTER		
CF853			L72-0780-05	CERAMIC FILTER		
L1			L40-4792-39	SMALL FIXED INDUCTOR(4.7UH)		
L3			L40-1001-39	SMALL FIXED INDUCTOR(10UH,K)		
L5			L92-0515-05	FERRITE CORE		
L7 -10			L92-0515-05	FERRITE CORE		
L13 ,14			L92-0515-05	FERRITE CORE		
L16 ,17			L92-0515-05	FERRITE CORE		
L19 -22			L92-0515-05	FERRITE CORE		
L24 -35			L92-0515-05	FERRITE CORE		
L36 ,37			L40-1001-39	SMALL FIXED INDUCTOR(10UH,K)		
L101			L40-1001-39	SMALL FIXED INDUCTOR(10UH,K)		
L201			L40-1001-39	SMALL FIXED INDUCTOR(10UH,K)		
L202-206			L92-0515-05	FERRITE CORE		
L207			L40-1001-39	SMALL FIXED INDUCTOR(10UH,K)		
L208,209		*	L92-0545-05	CHIP FERRITE		
L300			L40-1001-39	SMALL FIXED INDUCTOR(10UH,K)		
L302-311			L92-0515-05	FERRITE CORE		
L313		*	L92-0545-05	CHIP FERRITE		
L400			L40-1001-39	SMALL FIXED INDUCTOR(10UH,K)		
L401			L92-0515-05	FERRITE CORE		
L500,501			L40-1001-39	SMALL FIXED INDUCTOR(10UH,K)		
L600,601			L40-1001-39	SMALL FIXED INDUCTOR(10UH,K)		
L700			L92-0515-05	FERRITE CORE		
L701			L40-1001-39	SMALL FIXED INDUCTOR(10UH,K)		
L702			L92-0515-05	FERRITE CORE		
L703			L92-0516-05	FERRITE CORE		
L704,705			L40-1001-39	SMALL FIXED INDUCTOR(10UH,K)		
L706			L92-0515-05	FERRITE CORE		
L707		*	L92-0545-05	CHIP FERRITE		
L708			L92-0515-05	FERRITE CORE		
L709		*	L92-0545-05	CHIP FERRITE		
L800,801			L40-1001-39	SMALL FIXED INDUCTOR(10UH,K)		

L : Scandinavia K : USA P : Canada R : Mexico C : China I : Malaysia
 Y : PX(Far East,Hawaii) T : England E : Europe G : Germany V : China(Shanghai)
 Y : AAFES(Europe) X : Australia Q : Russia H : Korea M : Other Areas Δ indicates safety critical components .

* New Parts

Parts without **Parts No.** are not supplied.

Les articles non mentionnés dans le **Parts No.** ne sont pas fournis.

Teile ohne **Parts No.** werden nicht geliefert.

20

Ref. No	Add-ress	New Parts	Parts No.	Description	Desti-nation	Re-marks
L850			L40-1092-39	SMALL FIXED INDUCTOR(1UH)		
L852			L40-4792-39	SMALL FIXED INDUCTOR(4.7UH)		
L859-866			L92-0515-05	FERRITE CORE		
L871-875		*	L92-0545-05	CHIP FERRITE		
L878			L92-0515-05	FERRITE CORE		
L880-891			L92-0515-05	FERRITE CORE		
L892,893		*	L92-0545-05	CHIP FERRITE		
L895,896			L92-0515-05	FERRITE CORE		
L900			L40-1001-39	SMALL FIXED INDUCTOR(10UH,K)		
X201			L77-2298-05	CRYSTAL RESONATOR(27MHZ)		
X500			L77-2299-05	CRYSTAL RESONATOR(36.864MHZ)		
CP300-305			R90-0978-05	MULTIPLE RESISTOR		
CP400-405			R90-0978-05	MULTIPLE RESISTOR		
CP600,601			R90-0978-05	MULTIPLE RESISTOR		
CP700-715			R90-0978-05	MULTIPLE RESISTOR		
CP770-777			R90-0978-05	MULTIPLE RESISTOR		
CP786			R90-0978-05	MULTIPLE RESISTOR		
CP900-905			R90-0978-05	MULTIPLE RESISTOR		
R1 -6			RK73GB1J153J	CHIP R 15K	J	1/16W
R7			RK73GB1J183J	CHIP R 18K	J	1/16W
R8			RK73GB1J163J	CHIP R 16K	J	1/16W
R9			RK73GB1J105J	CHIP R 1.0M	J	1/16W
R10			RK73GB1J562J	CHIP R 5.6K	J	1/16W
R11			RK73GB1J1R0J	CHIP R 1	J	1/16W
R12			RN73GH1J153D	CHIP R 15K	D	1/16W
R13			RK73GB1J123J	CHIP R 12K	J	1/16W
R14			RK73GB1J2R2J	CHIP R 2.2	J	1/16W
R15 ,16			RK73GB1J273J	CHIP R 27K	J	1/16W
R17			RK73GB1J473J	CHIP R 47K	J	1/16W
R18			RK73GB1J102J	CHIP R 1.0K	J	1/16W
R19 -23			RK73GB1J1R0J	CHIP R 1	J	1/16W
R24 ,25			RK73GB1J123J	CHIP R 12K	J	1/16W
R26			RK73GB1J473J	CHIP R 47K	J	1/16W
R27 ,28			RK73GB1J2R2J	CHIP R 2.2	J	1/16W
R29			RK73GB1J223J	CHIP R 22K	J	1/16W
R30			RK73GB1J563J	CHIP R 56K	J	1/16W
R31			RN73GH1J123D	CHIP R 12K	D	1/16W
R32 -34			RK73GB1J472J	CHIP R 4.7K	J	1/16W
R35			RK73GB1J101J	CHIP R 100	J	1/16W
R36			RK73GB1J223J	CHIP R 22K	J	1/16W
R101-104			RK73GB1J473J	CHIP R 47K	J	1/16W
R105			RK73GB1J102J	CHIP R 1.0K	J	1/16W
R106-112			RK73GB1J1R0J	CHIP R 1	J	1/16W
R113-120			RK73GB1J473J	CHIP R 47K	J	1/16W
Q205-208			2SC4213(B)	TRANSISTOR		
Q209			DTA124EUA	DIGITAL TRANSISTOR		
Q210-212			DTC124EUA	DIGITAL TRANSISTOR		
Q214-216			DTA124EUA	DIGITAL TRANSISTOR		
Q217-219			DTC124EUA	DIGITAL TRANSISTOR		
R208-218			RK73GB1J473J	CHIP R 47K	J	1/16W
R219			RK73GB1J103J	CHIP R 10K	J	1/16W
R220,221			RK73GB1J473J	CHIP R 47K	J	1/16W
R222			RK73GB1J1R0J	CHIP R 1	J	1/16W

L : Scandinavia K : USA P : Canada R : Mexico C : China I : Malaysia
 Y : PX(Far East,Hawaii) T : England E : Europe G : Germany V : China(Shanghai)
 Y : AAFES(Europe) X : Australia Q : Russia H : Korea M : Other Areas Δ indicates safety critical components .

DV-5700/DVF-R9050/R9050-S
 PARTS LIST

* New Parts
Parts without **Parts No.** are not supplied.
Les articles non mentionnés dans le **Parts No.** ne sont pas fournis.
Teile ohne **Parts No.** werden nicht geliefert.

21

Ref. No	Add-ress	New Parts	Parts No.	Description	Desti-nation	Re-marks
R223,224			RK73GB1J102J	CHIP R 1.0K J 1/16W		
R225			RK73GB1J221J	CHIP R 220 J 1/16W		
R226			RK73GB1J561J	CHIP R 560 J 1/16W		
R227,228			RK73GB1J271J	CHIP R 270 J 1/16W		
R229			RK73GB1J221J	CHIP R 220 J 1/16W		
R230,231			RK73GB1J105J	CHIP R 1.0M J 1/16W		
R234			RK73GB1J271J	CHIP R 270 J 1/16W		
R240			RK73GB1J222J	CHIP R 2.2K J 1/16W		
R241			RK73GB1J103J	CHIP R 10K J 1/16W		
R242			RK73GB1J3R9J	CHIP R 3.9 J 1/16W		
R244,245			RK73GB1J103J	CHIP R 10K J 1/16W		
R300,301			RK73GB1J1R0J	CHIP R 1 J 1/16W		
R304			RK73GB1J102J	CHIP R 1.0K J 1/16W		
R305			RK73GB1J1R0J	CHIP R 1 J 1/16W		
R307-310			RK73GB1J473J	CHIP R 47K J 1/16W		
R311			RK73GB1J1R0J	CHIP R 1 J 1/16W		
R312,313			RK73GB1J102J	CHIP R 1.0K J 1/16W		
R314			RK73GB1J1R0J	CHIP R 1 J 1/16W		
R315,316			RK73GB1J473J	CHIP R 47K J 1/16W		
R317			RK73GB1J1R0J	CHIP R 1 J 1/16W		
R319			RK73GB1J121J	CHIP R 120 J 1/16W		
R320			RK73GB1J1R0J	CHIP R 1 J 1/16W		
R321			RK73GB1J333J	CHIP R 33K J 1/16W		
R322			RK73GB1J153J	CHIP R 15K J 1/16W		
R323			RK73GB1J473J	CHIP R 47K J 1/16W		
R324			RK73GB1J223J	CHIP R 22K J 1/16W		
R325			RK73GB1J1R0J	CHIP R 1 J 1/16W		
R326			RK73GB1J221J	CHIP R 220 J 1/16W		
R327			RK73GB1J181J	CHIP R 180 J 1/16W		
R328			RK73GB1J1R0J	CHIP R 1 J 1/16W		
R329			RK73GB1J101J	CHIP R 100 J 1/16W		
R330-334			RK73GB1J221J	CHIP R 220 J 1/16W		
R335			RK73GB1J473J	CHIP R 47K J 1/16W		
R336-339			RK73GB1J564J	CHIP R 560K J 1/16W		
R340-347			RK73GB1J102J	CHIP R 1.0K J 1/16W		
R348-351			RK73GB1J1R0J	CHIP R 1 J 1/16W		
R352			RK73GB1J220J	CHIP R 22 J 1/16W		
R354-357			RK73GB1J1R0J	CHIP R 1 J 1/16W		
R358			RK73GB1J103J	CHIP R 10K J 1/16W		
R359			RK73GB1J1R0J	CHIP R 1 J 1/16W		
R360			RK73GB1J473J	CHIP R 47K J 1/16W		
R361-363			RK73GB1J1R0J	CHIP R 1 J 1/16W		
R364			RK73GB1J470J	CHIP R 47 J 1/16W		
R400			RK73GB1J1R0J	CHIP R 1 J 1/16W		
R401			RK73GB1J102J	CHIP R 1.0K J 1/16W		
R402-404			RK73GB1J1R0J	CHIP R 1 J 1/16W		
R405			RK73GB1J470J	CHIP R 47 J 1/16W		
R406,407			RK73GB1J1R0J	CHIP R 1 J 1/16W		
R408,409			RK73GB1J220J	CHIP R 22 J 1/16W		
R410			RK73GB1J103J	CHIP R 10K J 1/16W		
R411			RK73GB1J221J	CHIP R 220 J 1/16W		
R412			RK73GB1J101J	CHIP R 100 J 1/16W		
R500,501			RK73GB1J1R0J	CHIP R 1 J 1/16W		
R502			RK73GB1J101J	CHIP R 100 J 1/16W		
R503			RK73GB1J1R0J	CHIP R 1 J 1/16W		

L : Scandinavia K : USA P : Canada R : Mexico C : China I : Malaysia
Y : PX(Far East,Hawaii) T : England E : Europe G : Germany V : China(Shanghai)
Y : AAFES(Europe) X : Australia Q : Russia H : Korea M : Other Areas Δ indicates safety critical components.

* New Parts
Parts without **Parts No.** are not supplied.
Les articles non mentionnés dans le **Parts No.** ne sont pas fournis.
Teile ohne **Parts No.** werden nicht geliefert.

22

Ref. No	Add-ress	New Parts	Parts No.	Description	Desti-nation	Re-marks
R504			RK73GB1J102J	CHIP R 1.0K J 1/16W		
R505-508			RK73GB1J1R0J	CHIP R 1 J 1/16W		
R509			RK73GB1J102J	CHIP R 1.0K J 1/16W		
R510-514			RK73GB1J101J	CHIP R 100 J 1/16W		
R515-517			RK73GB1J1R0J	CHIP R 1 J 1/16W		
R518			RK73GB1J470J	CHIP R 47 J 1/16W		
R519			RK73GB1J3R9J	CHIP R 3.9 J 1/16W		
R520			RK73GB1J151J	CHIP R 150 J 1/16W		
R521,522			RK73GB1J105J	CHIP R 1.0M J 1/16W		
R608,609			RK73GB1J101J	CHIP R 100 J 1/16W		
R610,611			RK73GB1J473J	CHIP R 47K J 1/16W		
R612,613			RK73GB1J1R0J	CHIP R 1 J 1/16W		
R614			RK73GB1J470J	CHIP R 47 J 1/16W		
R615			RK73GB1J1R0J	CHIP R 1 J 1/16W		
R616			RK73GB1J102J	CHIP R 1.0K J 1/16W		
R617			RK73GB1J301J	CHIP R 300 J 1/16W		
R618			RK73GB1J101J	CHIP R 100 J 1/16W		
R619			RK73GB1J102J	CHIP R 1.0K J 1/16W		
R620			RK73GB1J301J	CHIP R 300 J 1/16W		
R621			RK73GB1J101J	CHIP R 100 J 1/16W		
R622			RK73GB1J102J	CHIP R 1.0K J 1/16W		
R623			RK73GB1J301J	CHIP R 300 J 1/16W		
R624			RK73GB1J101J	CHIP R 100 J 1/16W		
R625			RK73GB1J102J	CHIP R 1.0K J 1/16W		
R626			RK73GB1J301J	CHIP R 300 J 1/16W		
R627			RK73GB1J101J	CHIP R 100 J 1/16W		
R628			RK73GB1J102J	CHIP R 1.0K J 1/16W		
R629			RK73GB1J301J	CHIP R 300 J 1/16W		
R630			RK73GB1J101J	CHIP R 100 J 1/16W		
R631			RK73GB1J102J	CHIP R 1.0K J 1/16W		
R632			RK73GB1J101J	CHIP R 100 J 1/16W		
R633,634			RK73GB1J1R0J	CHIP R 1 J 1/16W		
R635			RK73GB1J102J	CHIP R 1.0K J 1/16W		
R637			RK73GB1J102J	CHIP R 1.0K J 1/16W		
R638,639			RK73GB1J1R0J	CHIP R 1 J 1/16W		
R642			RK73GB1J2R2J	CHIP R 2.2 J 1/16W		
R700			RK73GB1J1R0J	CHIP R 1 J 1/16W		
R702			RK73GB1J470J	CHIP R 47 J 1/16W		
R703,704			RK73GB1J1R0J	CHIP R 1 J 1/16W		
R705			RK73GB1J470J	CHIP R 47 J 1/16W		
R707			RK73GB1J103J	CHIP R 10K J 1/16W		
R709,710			RK73GB1J103J	CHIP R 10K J 1/16W		
R711,712			RK73GB1J101J	CHIP R 100 J 1/16W		
R713			RK73GB1J102J	CHIP R 1.0K J 1/16W		
R714,715			RK73GB1J103J	CHIP R 10K J 1/16W		
R716			RK73GB1J1R0J	CHIP R 1 J 1/16W		
R717-722			RK73GB1J103J	CHIP R 10K J 1/16W		
R723-728			RK73GB1J1R0J	CHIP R 1 J 1/16W		
R729			RK73GB1J151J	CHIP R 150 J 1/16W		
R730			RK73GB1J1R0J	CHIP R 1 J 1/16W		
R731-744			RK73GB1J470J	CHIP R 47 J 1/16W		
R745			RK73GB1J1R0J	CHIP R 1 J 1/16W		
R746-760			RK73GB1J470J	CHIP R 47 J 1/16W		
R761			RK73GB1J1R0J	CHIP R 1 J 1/16W		
R762,763			RK73GB1J103J	CHIP R 10K J 1/16W		

L : Scandinavia K : USA P : Canada R : Mexico C : China I : Malaysia
Y : PX(Far East,Hawaii) T : England E : Europe G : Germany V : China(Shanghai)
Y : AAFES(Europe) X : Australia Q : Russia H : Korea M : Other Areas Δ indicates safety critical components.

PARTS LIST

DV-5700/DVF-R9050/R9050-S

* New Parts

Parts without **Parts No.** are not supplied.
Les articles non mentionnés dans le **Parts No.** ne sont pas fournis.
Teile ohne **Parts No.** werden nicht geliefert.

23

Ref. No	Add-ress	New Parts	Parts No.	Description	Desti-nation	Re-marks
R764-767			RK73GB1J1R0J	CHIP R	1	J 1/16W
R769			RK73GB1J473J	CHIP R	47K	J 1/16W
R770-775			RK73GB1J1R0J	CHIP R	1	J 1/16W
R777			RK73GB1J473J	CHIP R	47K	J 1/16W
R778-782			RK73GB1J1R0J	CHIP R	1	J 1/16W
R783,784			RK73GB1J101J	CHIP R	100	J 1/16W
R788,789			RK73GB1J1R0J	CHIP R	1	J 1/16W
R790			RK73GB1J471J	CHIP R	470	J 1/16W
R791-794			RK73GB1J1R0J	CHIP R	1	J 1/16W
R795			RK73GB1J221J	CHIP R	220	J 1/16W
R796,797			RK73GB1J101J	CHIP R	100	J 1/16W
R799			RK73GB1J121J	CHIP R	120	J 1/16W
R800-802			RK73GB1J1R0J	CHIP R	1	J 1/16W
R803			RK73GB1J101J	CHIP R	100	J 1/16W
R804			RK73GB1J301J	CHIP R	300	J 1/16W
R805			RK73GB1J102J	CHIP R	1.0K	J 1/16W
R806			RK73GB1J101J	CHIP R	100	J 1/16W
R807			RK73GB1J301J	CHIP R	300	J 1/16W
R808			RK73GB1J102J	CHIP R	1.0K	J 1/16W
R809			RK73GB1J101J	CHIP R	100	J 1/16W
R810			RK73GB1J301J	CHIP R	300	J 1/16W
R811			RK73GB1J102J	CHIP R	1.0K	J 1/16W
R812			RK73GB1J1R0J	CHIP R	1	J 1/16W
R813			RK73GB1J182J	CHIP R	1.8K	J 1/16W
R815,816			RK73GB1J101J	CHIP R	100	J 1/16W
R818			RK73GB1J102J	CHIP R	1.0K	J 1/16W
R819			RK73GB1J103J	CHIP R	10K	J 1/16W
R822			RK73GB1J470J	CHIP R	47	J 1/16W
R825,826			RK73GB1J470J	CHIP R	47	J 1/16W
R880-882			RK73GB1J103J	CHIP R	10K	J 1/16W
R883,884			RK73GB1J100J	CHIP R	10	J 1/16W
R901			RK73GB1J103J	CHIP R	10K	J 1/16W
R902-906			RK73GB1J101J	CHIP R	100	J 1/16W
R907,908			RK73GB1J103J	CHIP R	10K	J 1/16W
R909			RK73GB1J1R0J	CHIP R	1	J 1/16W
R910,911			RK73GB1J470J	CHIP R	47	J 1/16W
R912			RK73GB1J1R0J	CHIP R	1	J 1/16W
R913,914			RK73GB1J103J	CHIP R	10K	J 1/16W
R918-920			RK73GB1J103J	CHIP R	10K	J 1/16W
R921			RK73GB1J100J	CHIP R	10	J 1/16W
R922			RK73GB1J102J	CHIP R	1.0K	J 1/16W
R923			RK73GB1J470J	CHIP R	47	J 1/16W
R924			RK73GB1J1R0J	CHIP R	1	J 1/16W
R925-928			RK73GB1J103J	CHIP R	10K	J 1/16W
R929,930			RK73GB1J1R0J	CHIP R	1	J 1/16W
R931			RK73GB1J101J	CHIP R	100	J 1/16W
R935,936			RK73GB1J101J	CHIP R	100	J 1/16W
R937			RK73GB1J1R0J	CHIP R	1	J 1/16W
R938			RK73GB1J102J	CHIP R	1.0K	J 1/16W
R939			RK73GB1J101J	CHIP R	100	J 1/16W
R941			RK73GB1J470J	CHIP R	47	J 1/16W
R943,944			RK73GB1J470J	CHIP R	47	J 1/16W
R949,950			RK73GB1J103J	CHIP R	10K	J 1/16W
R951-953			RK73GB1J1R0J	CHIP R	1	J 1/16W
R954			RK73GB1J103J	CHIP R	10K	J 1/16W

L : Scandinavia K : USA P : Canada R : Mexico C : China I : Malaysia
Y : PX(Far East,Hawaii) T : England E : Europe G : Germany V : China(Shanghai)
Y : AAFES(Europe) X : Australia Q : Russia H : Korea M : Other Areas Δ indicates safety critical components.

* New Parts

Parts without **Parts No.** are not supplied.
Les articles non mentionnés dans le **Parts No.** ne sont pas fournis.
Teile ohne **Parts No.** werden nicht geliefert.

24

Ref. No	Add-ress	New Parts	Parts No.	Description	Desti-nation	Re-marks
VR600-602		*	R32-0102-05	SEMI FIXED VARIABLE RESISTOR		
VR800		*	R32-0112-05	SEMI FIXED VARIABLE RESISTOR		
W2 -4			R92-1963-05	JUMPER WIRE (RESISTOR TYPE)		
W301-308			R92-1963-05	JUMPER WIRE (RESISTOR TYPE)		
W901-904			R92-1963-05	JUMPER WIRE (RESISTOR TYPE)		
D1			MA111	DIODE		
D3 ,4			DA204U	DIODE		
D101,102			DA204U	DIODE		
D201			MA111	DIODE		
D202,203			DA204U	DIODE		
D300			MA111	DIODE		
D600			MA111	DIODE		
D900			MA111	DIODE		
IC1		*	MN67706EC	MOS-IC		
IC101			MN103S13BGA	MOS-IC		
IC201		*	MN102L62GGB	MI-COM IC		
IC202			PST596JNR	ANALOGUE IC		
IC203			TC7SH08FU	MOS-IC		
IC204,205			TC3W02FU	MOS-IC		
IC206			X25057M-2.7	MEMORY IC		
IC207		*	49LV8192A90T	MEMORY IC		
IC208			BS62LV1024ST70	MEMORY IC		
IC208			KM68U1000E10	MEMORY IC		
IC209			TC7SHU04FU	MOS-IC		
IC210,211			TC7WH74FU	MOS-IC		
IC212			TC7SHU04FU	MOS-IC		
IC214			TC3W02FU	MOS-IC		
IC215		*	49LV8192A90T	MEMORY IC		
IC216		*	TC74VHC157FT	MOS-IC		
IC300			MN677521HB	MOS-IC		
IC301		*	IS42S16400-7T	MEMORY IC		
IC301		*	K4S641632ET75	MEMORY IC		
IC301		*	57V641620HGTH	MEMORY IC		
IC302			NJM2115V	ANALOGUE IC		
Δ IC303		*	PQ070XH02ZP	ANALOGUE IC		
IC304			TC7SET04FU	MOS-IC		
IC400			MN5C027D4H	MOS-IC		
IC401			TC74VHC00FT	MOS-IC		
IC402			TC7WH34FU	MOS-IC		
IC500		*	MN67736WK	MOS-IC		
IC501			TC7SH08FU	MOS-IC		
IC502			TC7SH32FU	MOS-IC		
IC503			TC7SHU04FU	MOS-IC		
IC600			ADV7190	MOS-IC		
Δ IC601			PQ1R33	ANALOGUE IC		
IC700		*	FLI2200	MOS-IC		
IC701,702			HY57V16160DTC	MEMORY IC		
IC701,702		*	IS42S16100-7T	MEMORY IC		
IC701,702		*	K4S161622DTC80	MEMORY IC		
IC703		*	FLI2220	MOS-IC		
IC800		*	ADV7196	MOS-IC		
IC900			320DA150PGE	MOS-IC		
IC901		*	49LV8192A9TMPA	CUSTOM IC		
IC902		*	TPS76316	ANALOGUE IC		
IC903		*	TC74VHC157FT	MOS-IC		

L : Scandinavia K : USA P : Canada R : Mexico C : China I : Malaysia
Y : PX(Far East,Hawaii) T : England E : Europe G : Germany V : China(Shanghai)
Y : AAFES(Europe) X : Australia Q : Russia H : Korea M : Other Areas Δ indicates safety critical components.

PARTS LIST DV-5700/DVF-R9050/R9050-S

* New Parts
Parts without **Parts No.** are not supplied.
Les articles non mentionnés dans le **Parts No.** ne sont pas fournis.
Teile ohne **Parts No.** werden nicht geliefert.

25

Ref. No	Add-ress	New Parts	Parts No.	Description	Desti-nation	Re-marks
IC905			TC74VHC541FT	MOS-IC		
IC906			TC7SHU04FU	MOS-IC		
IC907			TC74VHC00FT	MOS-IC		
IC908			TC7SH32FU	MOS-IC		
Q201			2SC4081(R,S)	TRANSISTOR		
Q202			2SA1576A(R,S)	TRANSISTOR		
Q203			DTC124EUA	DIGITAL TRANSISTOR		
Q600-604			2SA1576A(R,S)	TRANSISTOR		
Q800-802			2SA1576A(R,S)	TRANSISTOR		
Q900			2SA1576A(R,S)	TRANSISTOR		
Q901			DTC124EUA	DIGITAL TRANSISTOR		
MECHANICAL MODULE (W04-0017-05)						
4	1C		D13-2542-08	GEAR(TRAY)	RDG0267	
5	1C	*	D13-2580-08	GEAR(CLOSE)	RDG0268-1	
6	1C	*	D13-2581-08	GEAR(OPEN)	RDG0269-3	
7	1C		D16-0767-08	BELT	RDV0031	
10	2C		J19-6185-08	SENSOR HOLDER	RMN0255	
11	1C		J19-6186-08	HOLDER	RMN0263	
13	2C	*	J99-0836-08	TRAY(BASE)	RMR0745D-K	
14	1C		J99-0829-08	TRAY(ROTARY)	RGT0019-2	
15	1C		N19-1517-08	WASHER	RHW81001-1	
16	1C		G01-4254-08	SPRING(TRAY)	RMB0365	
17	1C		G01-4255-08	SPRING(LOCK)	RME0152-3	
18	1C		J12-0126-08	PIN(FIXED B	RMS0123-1	
21	1C		N19-1518-08	WASHER	XWE3D13	
24	2C	*	E41-0750-08	CONNECTOR	RJS1A6714-Q	
13-1	2C		G10-0572-08	FELT(TRAY)	RMF0182	
13-2	2C		B09-0288-08	RUBBER	RMG0200	
13-2	2C		D14-0816-08	ROLLER	RMR0546-W2	
301	2E		D13-2543-08	SPEED GEAR	RDG0270	
302	1D		D13-2544-08	DRIVE GEAR A	RDG0271	
303	1D		D13-2545-08	DRIVE GEAR B	RDG0272	
304	1D		D12-0161-08	DRIVE CAM	RDK0025	
305	2D		D15-0441-08	PULLLEY GEAR	RDP0050	
308	2D		D16-0768-08	BELT	RMG0268-K	
309	1E		D10-3991-08	CHANGE LEVER	RML0334	
312	1D		J19-6188-08	STRENGTHING PLT	RMR0746-W	
315	2D		J90-0887-08	SLIDER ASSY	RXQ0346-1	
LM	2D		T42-1104-08	LOADING MOTOR	RFKOLPD667PBK	
TM	1C	*	T42-1118-08	MOTOR UNIT	KW-SUB-CH4	
AG			N09-5283-08	SCREW	XTWS3+10S	
AJ			N09-5284-08	SCREW	RHD26019	
MECHANISM ASSY (D40-1707-05)						
101	2A	*	A10-3570-08	CHASSIS(T.U	CXQ0745	
104	3A	*	J26-0143-08	P.C.B(INTERRU	REP3091A-1N	
106	2A	*	J02-1534-08	RUBBER	RMG0545-A	
107	1A	*	D13-2576-08	GEAR(A)	RDG0499	
109	2A,1B	*	J19-6289-08	HOLDER(A)	RMC0415	
110	2B	*	J19-6290-08	HOLDER(B)	RMC0416	
111	1B,2B	*	G01-4300-08	SPRING(ADJ)	RMEO320	
112	1B	*	D13-2577-08	RACK(DRIVE)	RMMO234	
113	1A	*	D10-5019-08	SHAFT(DRIVE)	RMSC0710	
114	2B	*	D10-5020-08	SHAFT(GUIDE)	RMSC0711	

L : Scandinavia K : USA P : Canada R : Mexico C : China I : Malaysia
Y : PX(Far East,Hawaii) T : England E : Europe G : Germany V : China(Shanghai)
Y : AAFES(Europe) X : Australia Q : Russia H : Korea M : Other Areas Δ indicates safety critical components .

* New Parts
Parts without **Parts No.** are not supplied.
Les articles non mentionnés dans le **Parts No.** ne sont pas fournis.
Teile ohne **Parts No.** werden nicht geliefert.

26

Ref. No	Add-ress	New Parts	Parts No.	Description	Desti-nation	Re-marks
117	1A	*	D13-2578-08	GEAR(B)	RDG0500	
118	1A	*	D13-2579-08	GEAR(C)	RDG0501	
119	1A	*	G01-4301-08	SPRING	RME0319	
120	3A	*	G13-2517-08	RUBBER(PCB)	RMGC0558-K	
133	2B	*	J80-0047-08	FPC	RJB2308A-1	
134	2B	*	G02-1744-08	SPRING	RMC0418-1	
136	1B	*	G13-2518-08	RUBBER	RMG0561-T	
PU	1B	*	T25-0121-08	PICK-UP	RAF3020A-1C	
AA		*	N09-5392-08	SCREW	RHD20060	
AB		*	N09-5393-08	SCREW	RHD17028	
AC		*	N09-5162-08	SCREW	VHD1224	
AD		*	N09-3462-08	SCREW	VHD1057	

L : Scandinavia K : USA P : Canada R : Mexico C : China I : Malaysia
Y : PX(Far East,Hawaii) T : England E : Europe G : Germany V : China(Shanghai)
Y : AAFES(Europe) X : Australia Q : Russia H : Korea M : Other Areas Δ indicates safety critical components .

HOW TO READ THE PARTS LIST
ABBREVIATION OF MODEL AND MASS PRODUCTION'S DESTINATIONS

MODEL	ABB.	Australia	Canada	China	England	Europe	Germany	Korea	Malaysia
DV-5700		-	-	-	-	-	-	-	-
DVF-R9050		-	-	-	-	E1	-	-	-
DVF-R9050-S		-	-	-	-	E2	-	-	-
MODEL	ABB.	Mexico	PX/AAFES	Russia	Scandinavia	Shanghai	USA	Other area	
DV-5700		-	-	-	-	-	K	-	-
DVF-R9050		-	Y1	-	-	-	-	-	-
DVF-R9050-S		-	-	-	-	-	-	-	-

PARTS LIST

DV-5700/DVF-R9050/R9050-S

DV-5700/DVF-R9050/R9050-S

SPECIFICATIONS

Format section

Format.....DVD audio ver. 1.2 / DVD video ver.1.1
LaserSemiconductor laser

Audio section

Frequency response
Sampling frequency: 44.1kHz (CD only)4 Hz~20 kHz
Sampling frequency: 48 kHz4 Hz~22 kHz
Sampling frequency: 96 kHz4 Hz~44 kHz
Sampling frequency: 192 kHz (DVD AUDIO only)
.....4 Hz~88 kHz
Signal to noise ratio.....More than 120 dB
Dynamic rangeMore than 100 dB
Total harmonic distortionLess than 0.003 % (1kHz)
Channel separationMore than 95 dB (1kHz)
Analog output level/impedance
MIX LINE OUTPUT2 V / 510 Ω
6 CH. OUTPUT2 V / 510 Ω
Digital output level/impedance
COAXIAL0.5 Vp-p / 75 Ω
OPTICAL (Wave length 660 nm)-21 dBm ~ -15 dBm
Headphone output30 mW / 32 Ω load (Phones level MAX)

Video Section

Video output formatPAL/PAL60*/NTSC*
(*NTSC disc play only)
Composite video output level1 Vp-p (75 Ω)
S-video output level
(Y-signal)1 Vp-p (75 Ω)
(C-signal)0.286 Vp-p (75 Ω)
Component video output level

[For Europe and U.K.]

(Y-signal)1 Vp-p (75 Ω)
(CB-signal)0.7 Vp-p (75 Ω)
(CR-signal)0.7 Vp-p (75 Ω)
Component video output level
(Interlace/"Black Level Setup"=7.5 IRE)
[Except for Europe and U.K.]
(Y-signal)1 Vp-p (75 Ω)
(CB-signal)0.68 Vp-p (75 Ω)
(CR-signal)0.68 Vp-p (75 Ω)
RGB output level (SCART)0.7 Vp-p (75 Ω)
Video signal to noise ratio65 dB
Horizontal resolution500 lines

Laser Section (DVD)

Wavelength643 ~ 683 nm
Laser power classclass 2 (IEC)

General Section

Power consumption40 W
DimensionsW : 440 mm (17-5/16")
H : 127 mm (5")
D : 410 mm (16-1/8")
Weight (net)6.8 kg (15 lb)

KENWOOD follows a policy of continuous advancements in development. For this reason specifications may be changed without notice.

Sufficient performance may not be exhibited at extremely cold locations (Where water freezes).

Note:

Component and circuit are subject to modification to insure best operation under differing local conditions. This manual is based on Europe (E) standard, and provides information on regional circuit modification through use of alternate schematic diagrams, and information on regional component variations through use of parts list.

KENWOOD CORPORATION

14-6,Dogenzaka 1-chome, Shibuya-ku, Tokyo, 150-8501 Japan

KENWOOD SERVICE CORPORATION

P.O BOX 22745, 2201 East Dominguez St., Long Beach, CA 90801-5745, U.S.A.

KENWOOD ELECTRONICS CANADA INC.

6070 Kestrel Road, Mississauga, Ontario, Canada L5T 1S8

KENWOOD ELECTRONICS LATIN AMERICA S.A.

P.O BOX 55-2791, Piso 6 plaza Chase, Cl. 47 y Aquilino de la Guardia Panama, Republic de Panama

KENWOOD ELECTRONICS BRASIL LTDA.

Alameda Ministro Rocha Azevedo No. 456, Edificio Jaú, 10o Andar, Cerqueira César, Cep 0140-001, São Paulo-SP-Brasil

KENWOOD ELECTRONICS U.K. LIMITED

KENWOOD House, Dwight Road, Watford, Herts., WD1 8EB., United Kingdom

KENWOOD ELECTRONICS BELGIUM N.V.

Meachelsesteenweg 418, B-1930 Zaventem, Belgium

KENWOOD ELECTRONICS DEUTSCHLAND GMBH

Rembrücker Str. 15, 63150 Heusenstamm, Germany

KENWOOD ELECTRONICS FRANCE S.A.

13 Boulevard Ney, 75018 Paris, France

KENWOOD ELECTRONICS ITALIA S.p.A.

Via G. Sirtori, 7/9 20129, Milano, Italy

KENWOOD IBÉRICA S.A.

Bolivia, 239-08020 Barcelona, Spain

KENWOOD ELECTRONICS AUSTRALIA PTY. LTD.

(A.C.N. 001 499 074)
16 Giffnock Avenue, North Ryde, N.S.W. 2113, Australia

KENWOOD ELECTRONICS (HONG KONG) LTD.

Unit 3712-3724, Level 37, Tower 1, Metroplaza, 223 Hing Fong Road, Kwai Fong N.T., Hong Kong

KENWOOD ELECTRONICS GULF FZE

P.O.Box 61318, Jebel Ali, Dubai, U.A.E.

KENWOOD ELECTRONICS SINGAPORE PTE LTD.

No. 1 Genting Lane #02-02, KENWOOD Building, Singapore, 349544

KENWOOD ELECTRONICS (MALAYSIA) SDN BHD.

#4.01 Level 4, Wisma Academy Lot 4A, Jalan 19/1 46300 Petaling Jaya Selangor Darul Ehsan Malaysia

KENWOOD ELECTRONICS (THAILAND) CO., LTD.

2019 New Pechburi Road, Bangkapi, Huaykwang, Bangkok, 10320 Thailand