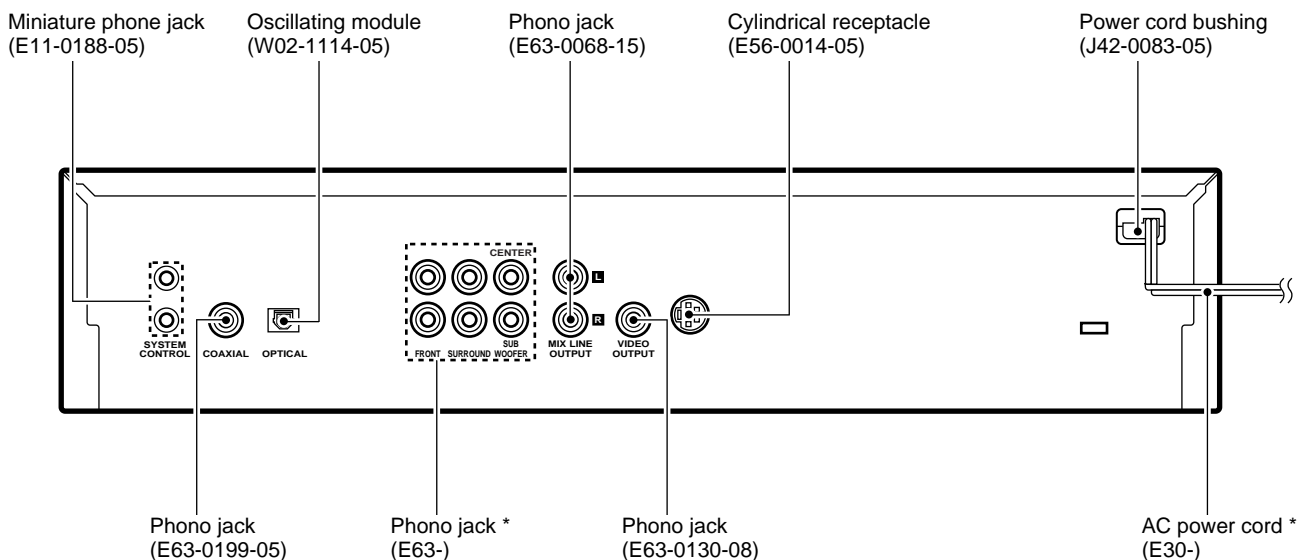
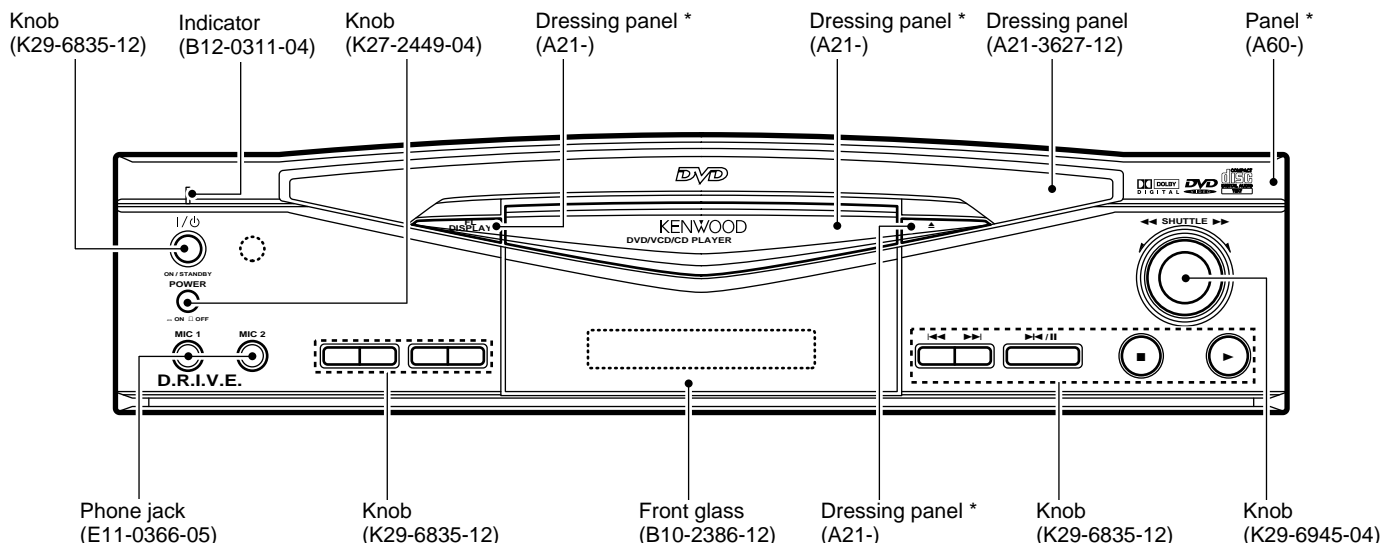


DV-K750/S700

SERVICE MANUAL



* Refer to parts list on page 36.

In compliance with Federal Regulations, following are reproductions of labels on, or inside the product relating to laser product safety.

KENWOOD-Crop. certifies this equipment conforms to DHHS Regulations No. 21 DFR 1040. 10, Chapter 1, Subchapter J.

DANGER : Laser radiation when open and interlock defeated. AVOID DIRECT EXPOSURE TO BEAM

Caution : No connection of ground line if disassemble the unit. Please connect the ground line on rear panel, PCBs, Chassis and some others.

NOTE : Please replace the mechanism PCB (W02-2626-05) with new one, if it is malfunction.



DV-K750/S700

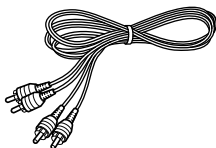
CONTENTS/ACCESSORIES/CAUTIONS

CONTENTS

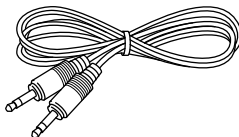
CONTENTS/ACCESSORIES/CAUTIONS	2	PARTS DESCRIPTION	20
CONTROLS	3	PC BOARD	21
DISASSEMBLY FOR REPAIR	5	SCHEMATIC DIAGRAM	23
BLOCK DIAGRAM	9	EXPLODED VIEW	33
CIRCUIT DESCRIPTION	12	PARTS LIST	36
ADJUSTMENT	19	SPECIFICATIONS	45

Accessories

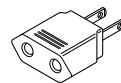
Audio cord (Red, White)(1)
(E30-0505-05)



Digital cord (Orange)(1)
(E30-2365-05)

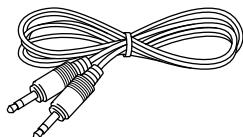


AC plug adapter..... (1)
(E03-0115-05)

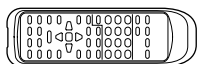


Use to adapt the plug on the power cord to the shape of the wall outlet.
(Accessory only for regions where use is necessary.)

System control cord.....(2)
(E30-2733-05)

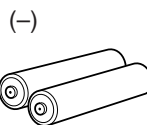


Remote control unit(1)
RC-D0701 : A70-1192-05
RC-D0702 : A70-1193-05
RC-D0700 : A70-1198-05

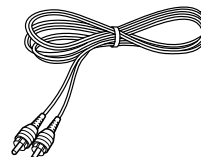


battery cover : A09-0362-08

Batteries (R6/AA).....(2)



Video cord (Yellow)(1)
(E30-1427-05)



Cautions

Beware of condensation

When the difference between the internal temperature of the unit and external atmosphere is large, dew (mist) may be produced on the internal parts of the unit. In such a case, turn the unit ON and leave it for a few hours until the condensation has dried up.

Be especially careful in the following conditions:

When the unit is brought into a place where there is a large difference in temperature between the previous location, when the humidity of the listening room is high, etc.

Note related to transportation and movement

Before transporting or moving this unit, carry out the following operations.

1. Turn the unit ON but do not load a disc.
2. Verify that the display shown appears.

NO DISC

3. Wait a few seconds and set the unit to STANDBY mode.

Operation to reset

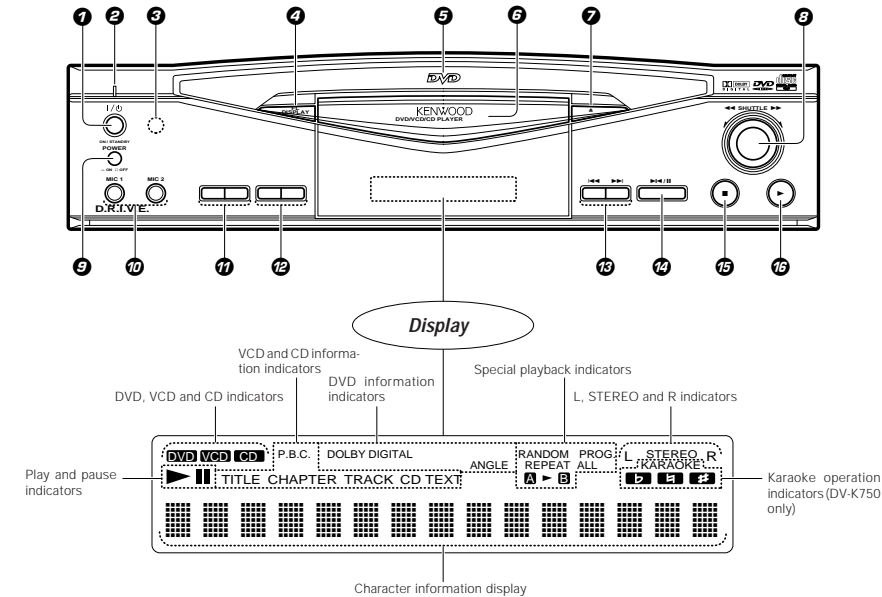
The microcomputer may fall into malfunction (impossibility to operate, erroneous display, etc.) when the connection cords are unplugged while unit is ON or due to an external factor. In this case, execute the following method to reset the microcomputer and return it to normal condition.

While holding the stop (■) key depressed, press the POWER switch to OFF then ON again.

- Please be aware that resetting this unit will erase all stored information and return it to the factory settings.

Main unit (DV-K750)

Main unit keys with the same names as the keys on the remote control unit have the same functions as them.



1 ON/STANDBY (I/⏻) key

Press to turn power of the unit from on to standby or vice versa.

2 Standby indicator

Lights in power standby mode and goes off in power on mode.

3 Remote sensor

Press to switch the displayed information contents.

4 FL DISPLAY key

Lights when a DVD disc is played.

5 DVD indicator

Place the disc to be played on the tray.

6 Disc tray

Press to open or close the disc tray. (When the unit is connected to another component through a system cord and is in standby mode, pressing this key automatically turns the unit on and opens the disc tray.)

7 Open/close (Δ) key

Press to move the cursor forward or reverse a track or chapter.

8 SHUTTLE (◀▶) control

Press to turn the power of the unit between the standby and off modes.

10 MIC 1 and MIC 2 jacks (DV-K750 only)

Connect microphones to these jacks.

11 MIC 1 LEVEL (∧∨) controls (DV-K750 only)

Press to adjust the microphone 1 volume.

TEXT DISPLAY key (DV-S700 only)

During playback of a CD-TEXT disc, press to switch the character information display.

ALL INFO. key (DV-S700 only)

During playback of a CD-TEXT disc, press to display all character information available.

2 MIC 2 LEVEL (∧∨) controls (DV-K750 only)

Press to adjust the microphone 2 volume.

TITLE SEARCH key (DV-S700 only)

During playback of a CD-TEXT disc, press to switch title search on and off.

REPEAT key (DV-S700 only)

Press for repeated playback.

3 Skip (◀◀, ▶▶) keys

DVD or VCD: Press either key to skip chapters or locate the beginning of a chapter.

CD: Press to skip tracks or locate the beginning of a track.

4 Still/pause (⏸/||) key

DVD or VCD: Press during playback to freeze the video or press during pause to advance the video frame by frame.

5 Stop (■) key

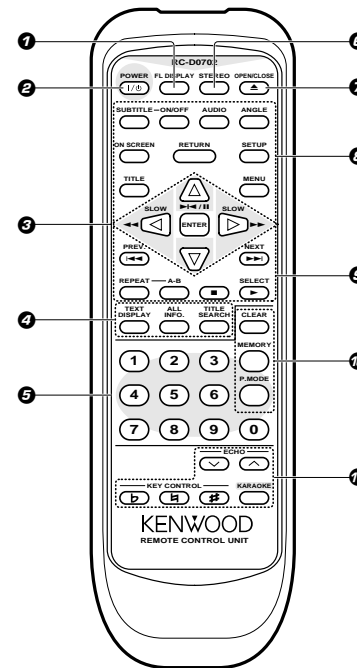
Press to let playback pause temporarily.

6 Play (▶) key

Press to play audio and video.

(When the unit is connected to another component through a system cord and is in standby mode, pressing this key automatically turns the unit on and starts playback.)

Remote control unit



The remote control keys with the same names as the keys on the main unit have the same functions as them.

1 FL DISPLAY key

2 POWER (I/⏻) key

3 CD, VCD and DVD operation keys

Still/pause (⏸/||) and up (Δ) key

Press to move the cursor upward or let playback pause temporarily. During VCD or DVD playback, this key is also used to freeze the video and advance it frame by frame.

ENTER key

Press to input the item selected with the cursor. This key is also used to start playback of the track, chapter or title selected with the numeric keys. **Fast forward (▶▶)**, **fast reverse (◀◀)**, **SLOW** and **left/right (◀, ▶) keys** Press either key to move the cursor to the left or right or to play a disc at a high speed in the forward or reverse direction. During VCD or DVD playback, these keys are also used in slow playback.

Down (▽) key

Press to move the cursor downward.

4 CD-TEXT operation keys

TEXT DISPLAY key (CD)

When a CD-TEXT disc is used, press to switch the character information display.

ALL INFO key (CD)

When a CD-TEXT disc is used, press to display all character information.

TITLE SEARCH key (CD)

When a CD-TEXT disc is used, press to switch the title search mode on and off.

5 Numeric (0 to 9) keys

Press for direct input of track and chapter numbers. When a CD or VCD disc is used, press to input the track number to be searched by track search. When a DVD disc is used, press to input the figures for title search, chapter search or time search.

6 STEREO key (DVD)

When a DVD disc is used, press to switch the surround setup on and off.

7 OPEN/CLOSE (Δ) key

8 TV monitor operation keys

SUBTITLE key (DVD)

During playback of a DVD disc, press to display the subtitle language code on the TV screen.

SUBTITLE ON/OFF key (DVD)

During playback of a DVD disc, press to switch the subtitle on and off.

AUDIO key (VCD, DVD)

During playback of a VCD disc, press to display the voice language code on the TV screen. During playback of a DVD disc, press to switch the audio between STEREO, L and R.

ANGLE key (DVD)

During playback of a DVD disc, press to display the angle number on the TV screen.

ON SCREEN key (CD, VCD, DVD)

Press to switch the search picture display on the TV screen on and off.

RETURN key (VCD, DVD)

Press to return to the previous menu.

SETUP key (DVD)

Press to display the initial setting screen.

TITLE key (DVD)

Press to display the title menu recorded in the DVD disc.

MENU key (DVD)

Press to display the DVD menu recorded in the DVD disc.

9 CD, VCD and DVD operation keys

PREV. (◀◀) and NEXT (▶▶) keys

Press to skip tracks or locate the beginning of a track. When a VCD or DVD disc is used, press to select the P.B.C., skip chapters or locate the beginning of a chapter.

REPEAT key

Press to switch repeated playback on and off.

REPEAT A-B key

Used in A-B repeated playback.

Stop (■) key

SELECT/play (▶) key

Press to start playback. When a VCD disc is used, press to select a menu in the PBC mode.

10 Program operation keys

CLEAR key (CD, VCD, DVD)

Press in the program mode to clear the last track or chapter in the program. In the memory mode, press to clear the selected memory number. During numeric input, press to clear the input figures.

MEMORY key (DVD)

Press to store in memory a scene that you want to see later again.

P.MODE key (CD, VCD)

Press when programming tracks in the desired order.

11 Karaoke operation keys (DV-K750 only)

ECHO (∧∨) keys

Press to adjust the echo effect in the karaoke mode.

Flat (0) key

Press to lower the key of the music in the karaoke mode.

Natural (1) key

Press to return the key of the music to the original key (0) in the karaoke mode.

Sharp (#) key

Press to higher the key of the music in the karaoke mode.

KARAOKE key

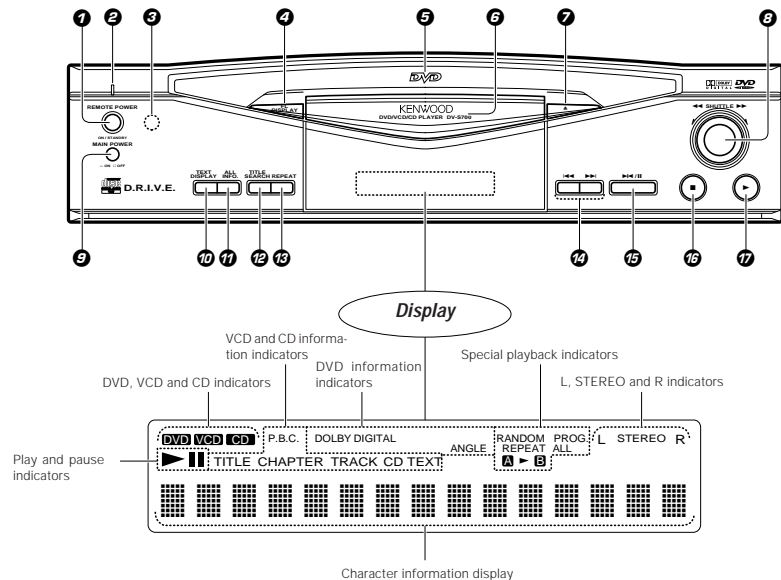
Press to switch the karaoke mode on and off.

About the STANDBY mode

While the STANDBY indicator is lit, a small amount of power is supplied to the system to back up the memory. This is called the standby mode. Under that condition, the system can be turned ON by the remote control unit.

Main unit (DV-S700)

Main unit keys with the same names as the keys on the remote control unit have the same functions as them.



1 REMOTE POWER key

Press to turn power of the unit from on to standby or vice versa.

2 Standby indicator

Lights in power standby mode and goes off in power on mode.

3 Remote sensor

4 FL DISPLAY key

Press to switch the displayed information contents.

5 DVD indicator

Lights when a DVD disc is played.

6 Disc tray

Place the disc to be played on the tray.

7 Open/close (▲) key

Press to open or close the disc tray. (When the unit is connected to another component through a system cord and is in standby mode, pressing this key automatically turns the unit on and opens the disc tray.)

8 SHUTTLE (◀, ▶) control

Press to fast forward or reverse a track or chapter.

9 MAIN POWER switch

Press to turn the power of the unit between the standby and off modes.

10 TEXT DISPLAY key

During playback of a CD-TEXT disc, press to switch the character information display.

11 ALL INFO. key

During playback of a CD-TEXT disc, press to display all character information available.

12 TITLE SEARCH key

During playback of a CD-TEXT disc, press to switch title search on and off.

13 REPEAT key

Press for repeated playback.

14 Skip (◀, ▶) keys

DVD or VCD: Press either key to skip chapters or locate the beginning of a chapter. Press to skip tracks or locate the beginning of a track.

15 Still/pause (▶||) key

DVD or VCD: Press during playback to freeze the video or press during pause to advance the video frame by frame. Press to let playback pause temporarily.

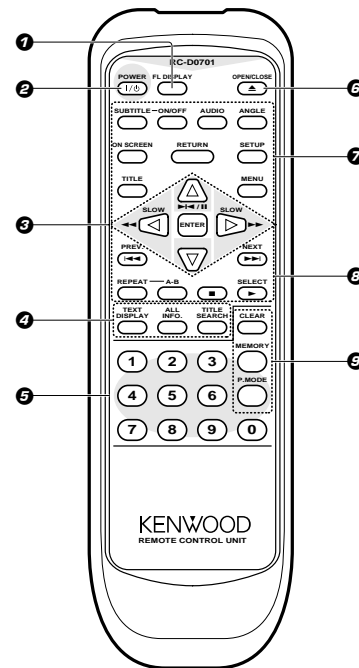
16 Stop (■) key

Press to play audio and video.

17 Play (▶) key

(When the unit is connected to another component through a system cord and is in standby mode, pressing this key automatically turns the unit on and starts playback.)

Remote control unit



The remote control keys with the same names as the keys on the main unit have the same functions as them.

1 FL DISPLAY key

2 POWER (I/O) key

3 CD, VCD and DVD operation keys

Still/pause (▶||) and up (▲) key

Press to move the cursor upward or let playback pause temporarily. During VCD or DVD playback, this key is also used to freeze the video and advance it frame by frame.

ENTER key

Press to input the item selected with the cursor. This key is also used to start playback of the track, chapter or title selected with the numeric keys.

Fast forward (▶▶), fast reverse (◀◀), SLOW and left/right (◀, ▶) keys

Press either key to move the cursor to the left or right or to play a disc at a high speed in the forward or reverse direction. During VCD or DVD playback, these keys are also used in slow playback.

Down (▼) key

Press to move the cursor downward.

4 CD-TEXT operation keys

TEXT DISPLAY key (CD)

When a CD-TEXT disc is used, press to switch the character information display.

ALL INFO key (CD)

When a CD-TEXT disc is used, press to display all character information.

TITLE SEARCH key (CD)

When a CD-TEXT disc is used, press to switch the title search mode on and off.

5 Numeric (0 to 9) keys

Press for direct input of track and chapter numbers. When a CD or VCD disc is used, press to input the track number to be searched by track search. When a DVD disc is used, press to input the figures for title search, chapter search or time search.

6 OPEN/CLOSE (▲) key

TV monitor operation keys

SUBTITLE key (DVD)

During playback of a DVD disc, press to display the subtitle language code on the TV screen.

SUBTITLE ON/OFF key (DVD)

During playback of a DVD disc, press to switch the subtitle on and off.

AUDIO key (VCD, DVD)

During playback of a VCD disc, press to display the voice language code on the TV screen. During playback of a DVD disc, press to switch the audio between STEREO, L and R.

ANGLE key (DVD)

During playback of a DVD disc, press to display the angle number on the TV screen.

ON SCREEN key (CD, VCD, DVD)

Press to switch the search picture display on the TV screen on and off.

RETURN key (VCD, DVD)

Press to return to the previous menu.

SETUP key (DVD)

Press to display the initial setting screen.

TITLE key (DVD)

Press to display the title menu recorded in the DVD disc.

MENU key (DVD)

Press to display the DVD menu recorded in the DVD disc.

7 CD, VCD and DVD operation keys

PREV. (◀◀) and NEXT (▶▶) keys

Press to skip tracks or locate the beginning of a track. When a VCD or DVD disc is used, press to select the P.B.C., skip chapters or locate the beginning of a chapter.

REPEAT key

Press to switch repeated playback on and off.

REPEAT A-B key

Used in A-B repeated playback.

Stop (■) key

SELECT/play (▶) key

Press to start playback. When a VCD disc is used, press to select a menu in the PBC mode.

8 Program operation keys

CLEAR key (CD, VCD, DVD)

Press in the program mode to clear the last track or chapter in the program. In the memory mode, press to clear the selected memory number. During numeric input, press to clear the input figures.

MEMORY key (DVD)

Press to store in memory a scene that you want to see later again.

P.MODE key (CD, VCD)

Press when programming tracks in the desired order.

About the STANDBY mode

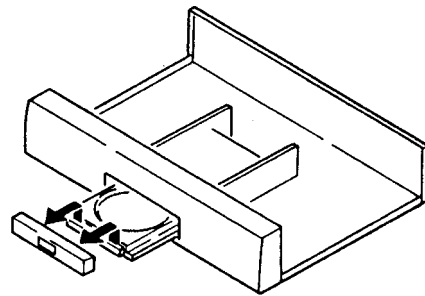
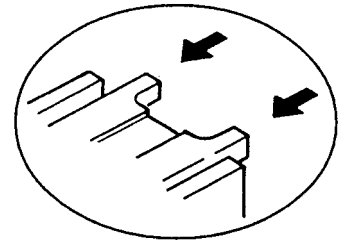
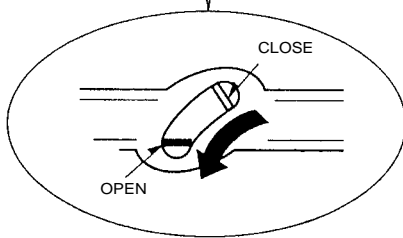
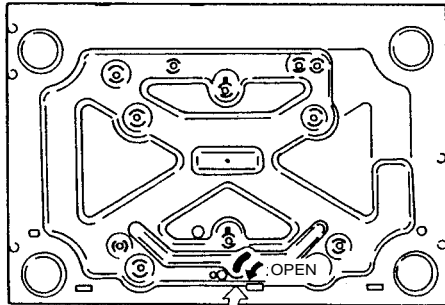
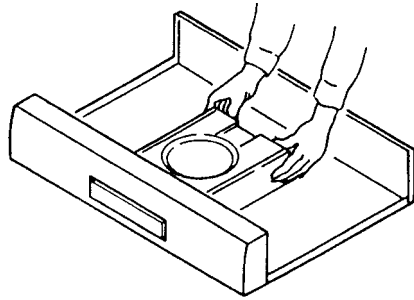
While the STANDBY indicator is lit, a small amount of power is supplied to the system to back up the memory. This is called the standby mode. Under that condition, the system can be turned ON by the remote control unit.

DISASSEMBLY FOR REPAIR

How to Disassemble

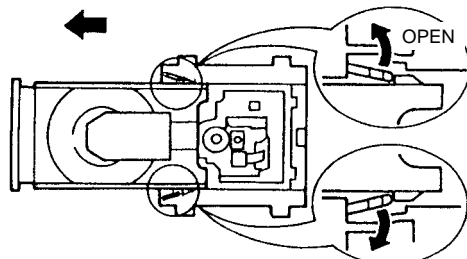
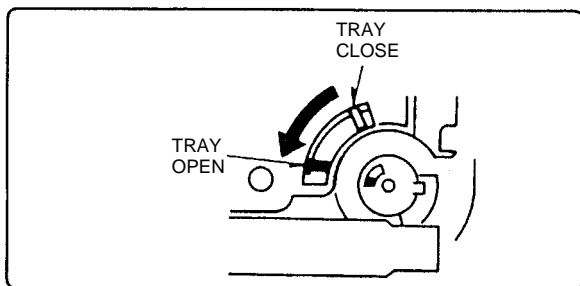
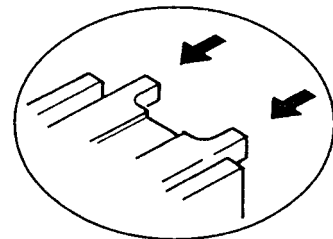
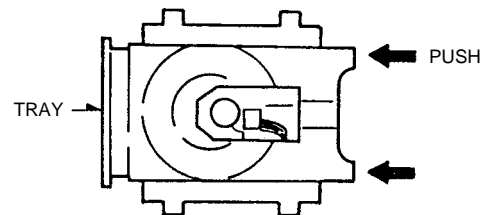
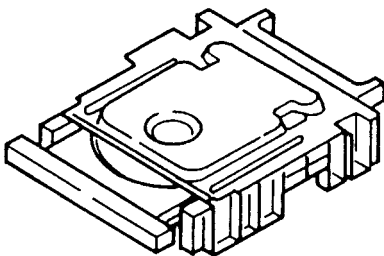
1. The disc is not coming out by pressing the open button.

1. Remove the case and DVD disc in the unit.
2. Insert the small screw driver into the hole on the bottom chassis.
3. Travel the rotary cam to the tray open position.
4. Travel the tray to open position by hand.
5. Remove the dress panel.



2. The Loading Tray

1. Travel the rotary cam to the tray open position.
2. Travel the tray to open position by hand.
3. Open the hooks of the tray holder and pull out it.

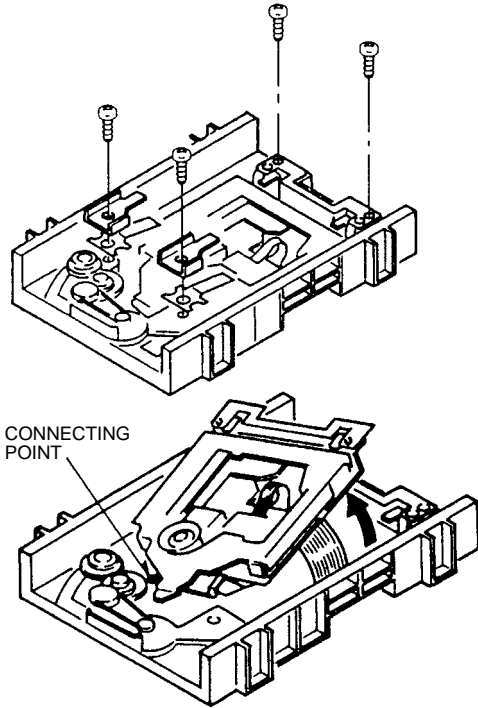


DV-K750/S700

DISASSEMBLY FOR REPAIR

3. Traverse Unit


1. Remove the screws fixing the plate spring, the chassis stopper and the spring.
2. Lift the back of the traverse unit and remove it.



How to Assemble

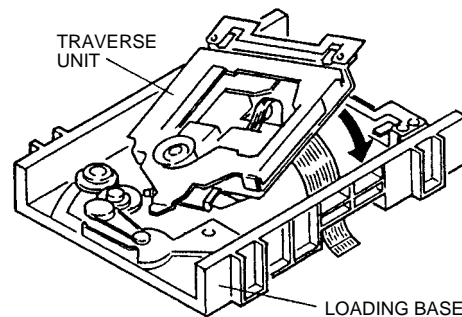
1. Loading Mechanism

This mechanism has no order for assembling the loading parts.



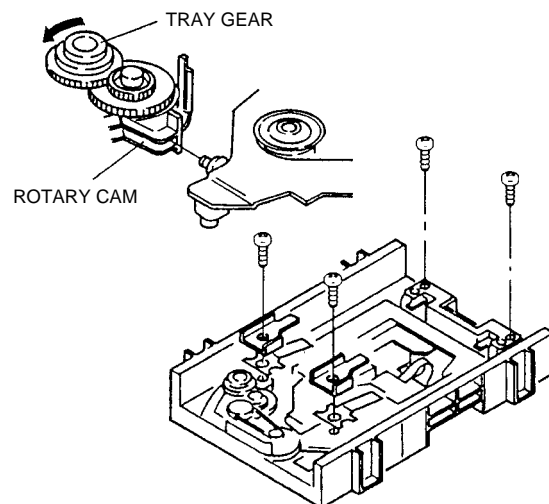
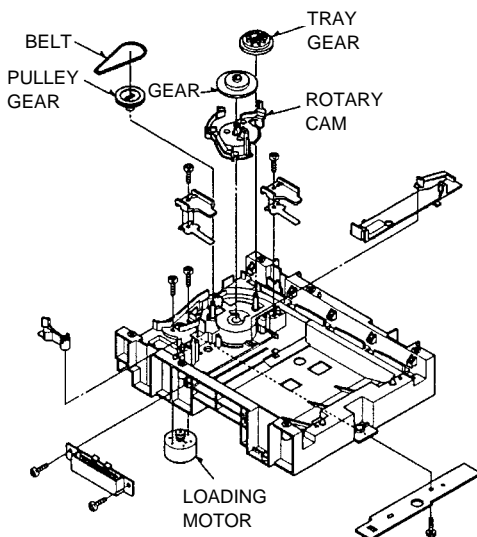
2. Traverse Unit

1. Pass the flexible cable from the inside of the loading base to the outside of that.
2. Insert the top of the traverse unit to the groove of the rotary cam and fix it with screws.



4. Loading Mechanism Parts

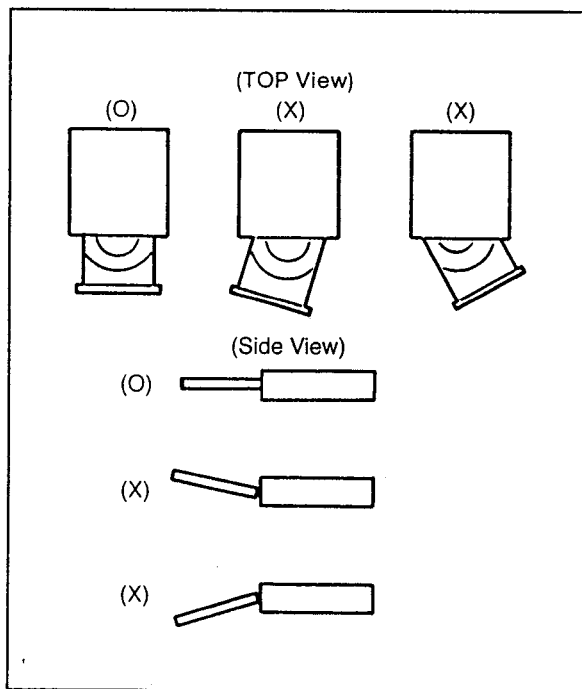
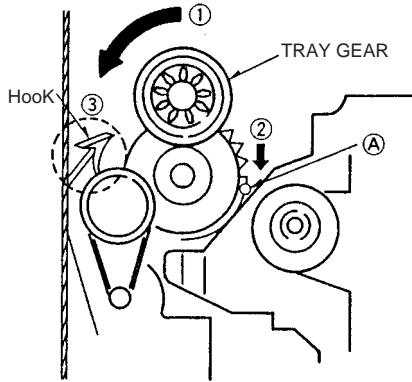
1. The loading parts are available without disassembly. Refer to the followings.



DISASSEMBLY FOR REPAIR

3. Loading Tray

1. Turn the tray gear to move the traverse unit at the bottom position counterclockwise.
2. Push the (A) of the rotary cam to the arrow direction.
3. Check the hook to be locked.
4. Load the tray to the loading base straightly.



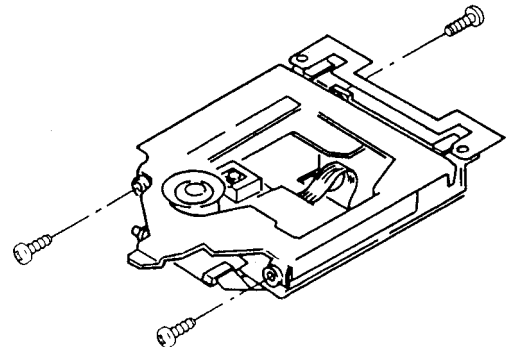
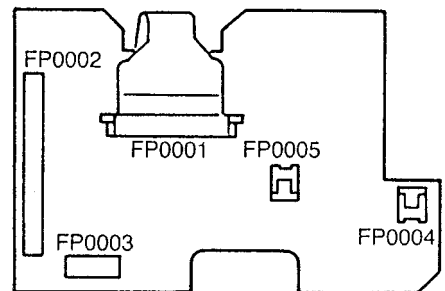
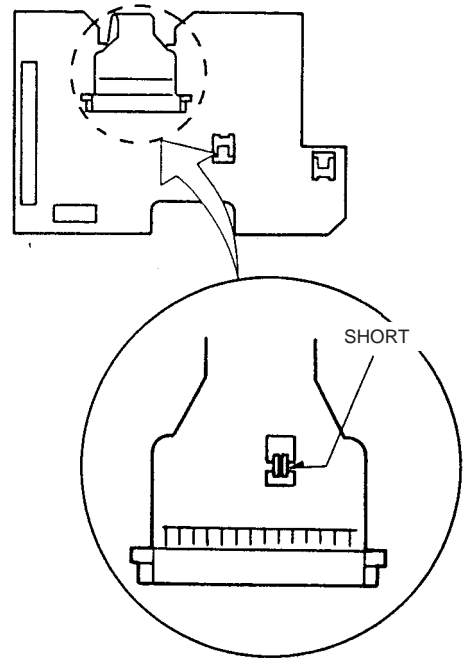
4. Clamper

1. Mount the clamper plate before assembling the loading base to the unit.

How to Replace

1. Preparation

1. Short the pickup short lands for protecting the damage of the statics.
2. Remove all of the flexible cables on the connection pcb.
3. Remove screws to divide the traverse unit

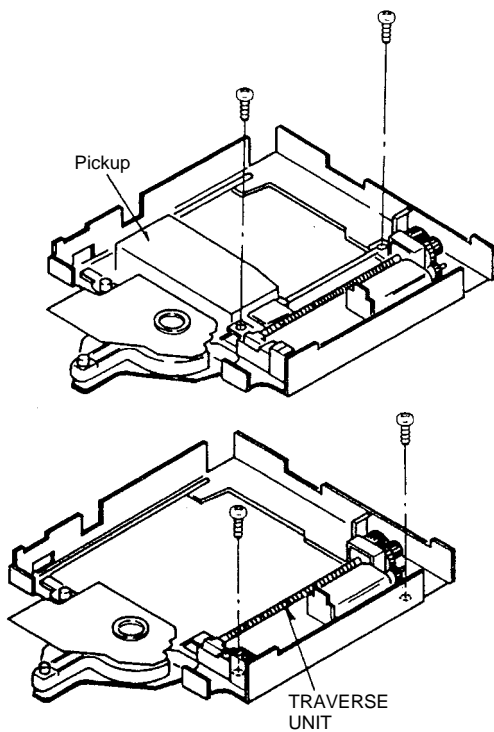


DV-K750/S700

DISASSEMBLY FOR REPAIR

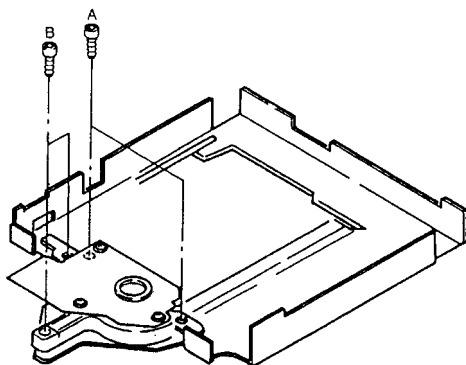
2. Laser Pickup

1. Remove the screws fixing the pickup.
2. Remove the screws fixing the traverse motor.



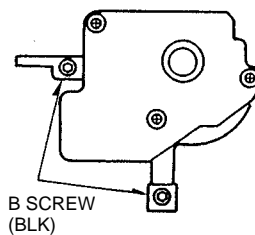
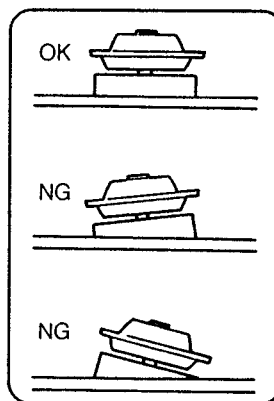
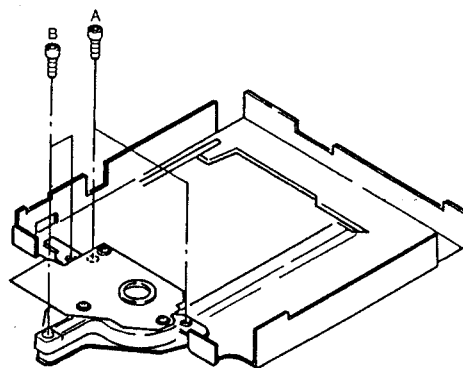
3. Disc Motor

1. Remove the A screw and the B screw in the order.
- Note: No need to remove the laser pickup when disc motor replace procedure.



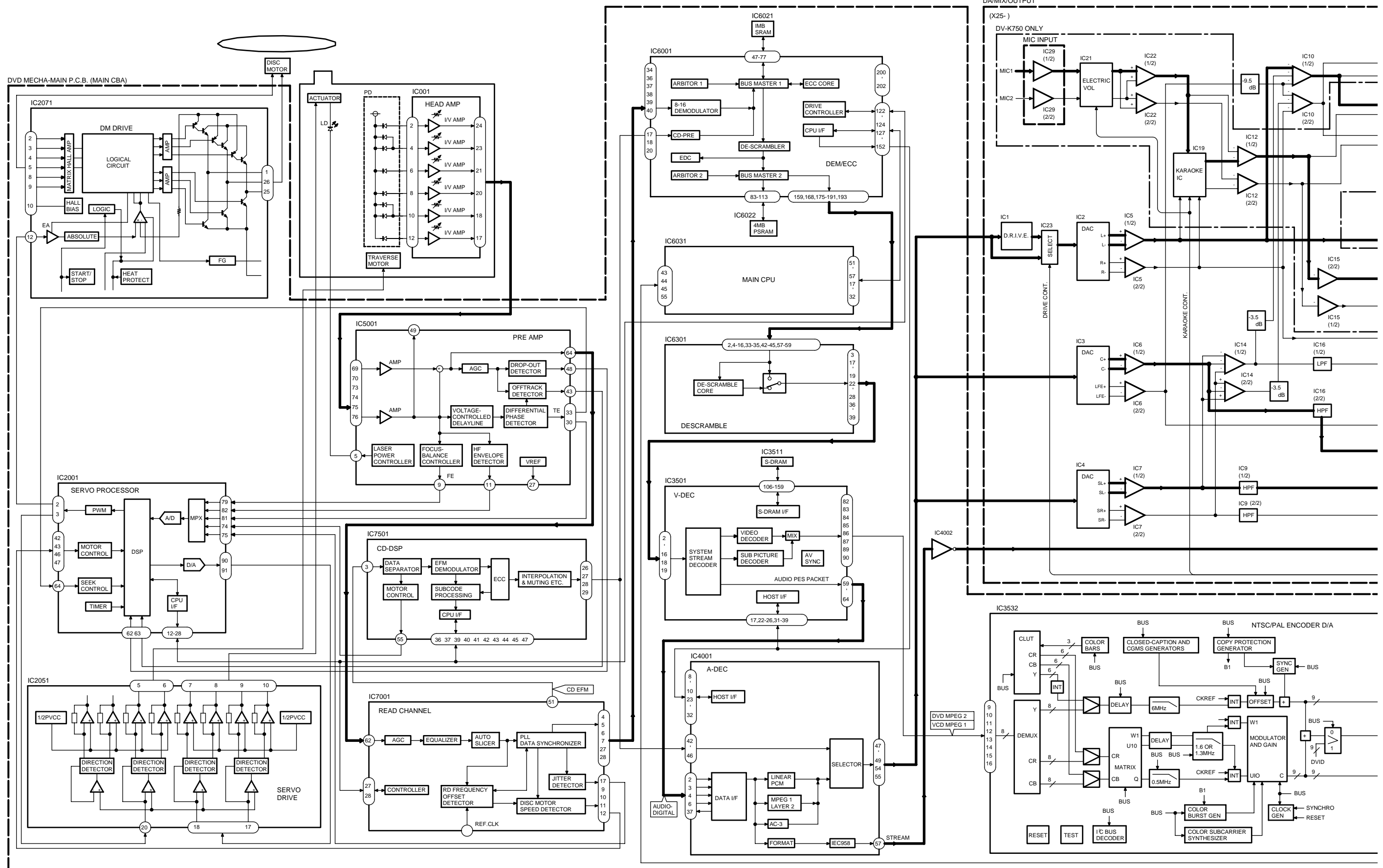
4. Assemble

1. Assemble the traverse unit and the pickup in the reverse order of disassembly.
2. Fix the A screw and the B adjusting screw when the disc motor unit mount.
3. Fix the B screw so that the disc motor unit is at a level with the traverse unit.



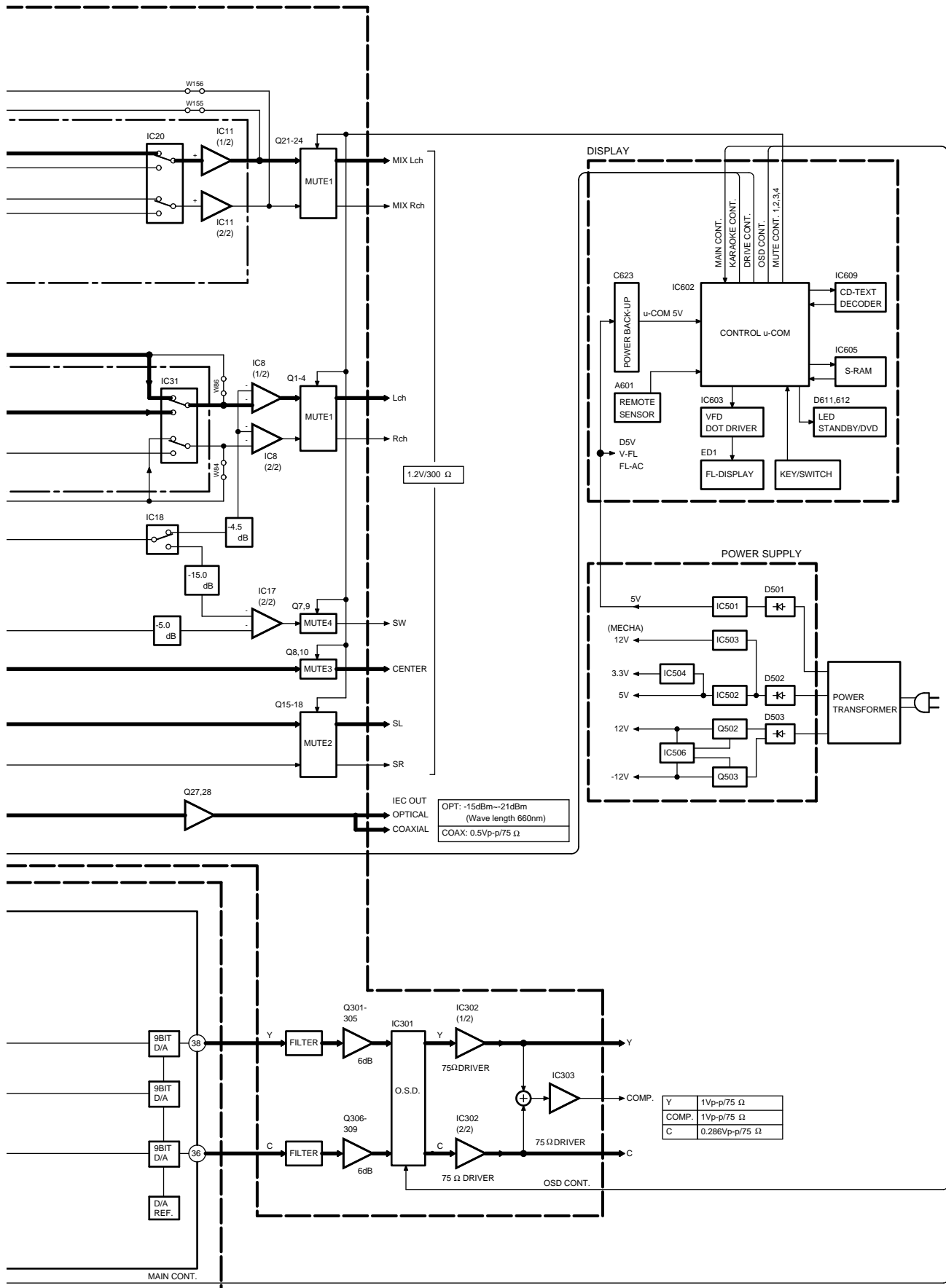
DV-K750/S700 DV-K750/S700

BLOCK DIAGRAM



DV-K750/S700

BLOCK DIAGRAM



DV-K750/S700

CIRCUIT DESCRIPTION

1. DV-K750 is constructed by DV-S700 and Karaoke function.

When the port #34 of the microprocessor will be connected to High level, specifications is the DV-S700. To be connected to Low level will be the DV-K750.

2. DVD disc will have the region code in it.

(Refer to page 15.)

3. Initialization of unit

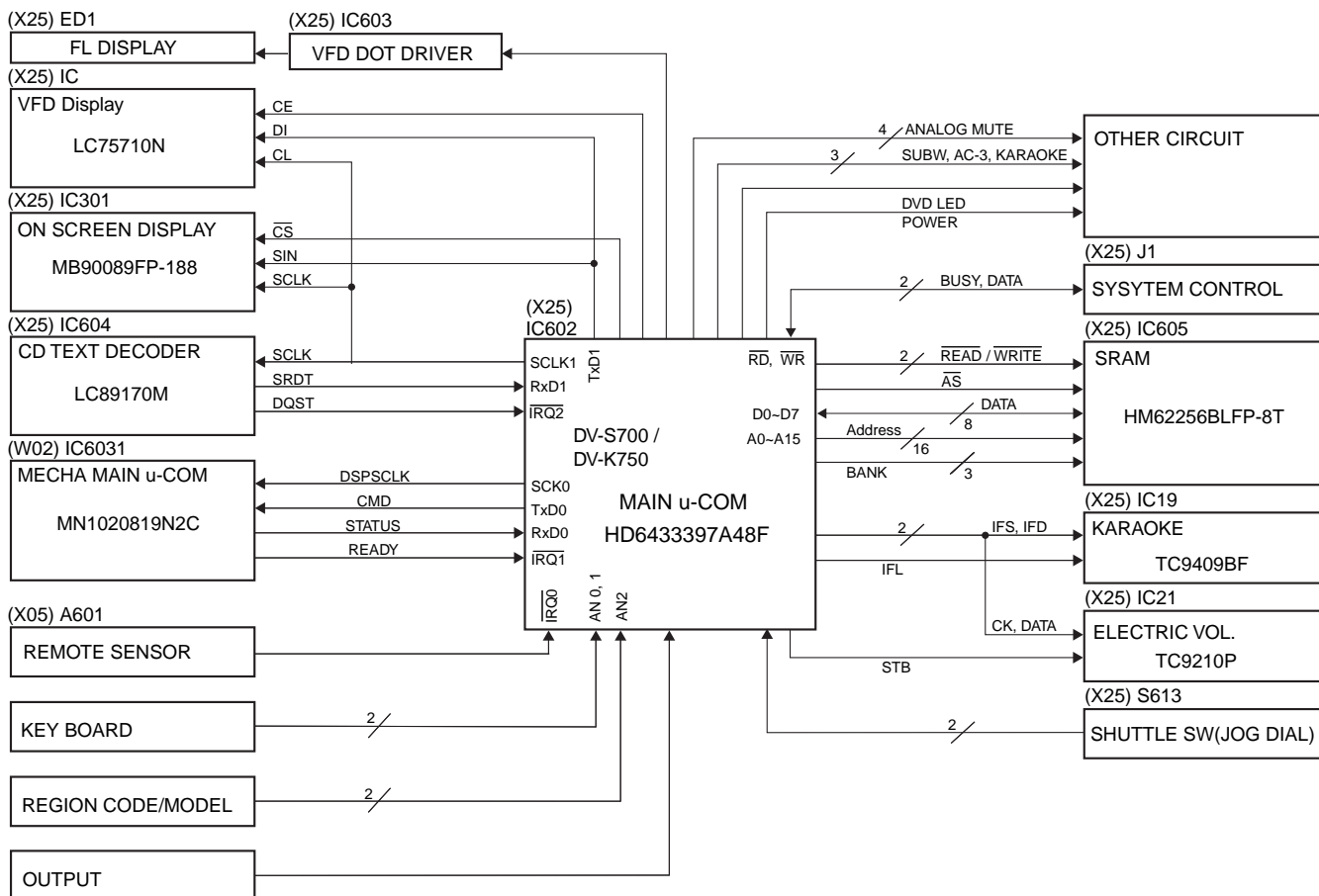
a) POWER :	STANDBY
b) 2-CHANNEL :	OFF
c) KARAOKE :	OFF
d) MIC-1 VOLUME :	6
e) MIC-2 VOLUME :	6
f) MIC ECHO :	8
g) KEY CONTROL :	±0

h) MEMORY* :	NON FIX
l) PROGRAM PLAY* :	NON FIX
j) REPEAT* :	NORMAL PLAY
k) VISUAL and AUDIO LIMIT :	LEVEL 8 (NON LIMIT)
l) PASS WORD of VISUAL and AUDIO LIMIT (DVD) :	NON LIMIT
m) AUDIO OUTPUT (DVD) :	ORIGINAL
n) CAPTION (DVD) :	AUTOMATIC
o) DISC MENU (DVD) :	ENGLISH
p) TV SCREEN (DVD) :	LETTER BOX
q) OSD display :	ON
r) CENTER CHANNEL :	ON
s) SUB-WOOFER CHANNEL :	ON
t) SURROUND CHANNEL :	ON

* non backup

4. Main microprocessor : HE643339A48F.

4-1 Block diagram



CIRCUIT DESCRIPTION

4-2 Pin description.

No	Pin Name	I/O	Description
1	/RESET	I	Input port of microprocessor reset
2,3	X/ETAL	I / O	Port of ceramic oscillator
4,5	MD0 / 1	I	Operation mode 0 and 1
6	/NMI	-	No use
7	/STBY	-	No use
8	VCC	-	Power supply (+5V)
9	M-SCLK	O	Output port of clock signal to the main processor (DSPSCLK)
10	M-STAT	O	Input port to the main microprocessor (SRDT)
11	M-CMD	O	Output port to the main processor (DQSY)
12	VSS	-	GND
13	POW.LED	O	Standby LED (H : standby)
14	-	-	No use
15	/RAM-CS	O	Access mode of extra-address (/ CS)
16	/RAM-WR	O	Read mode of extra-address (/ WE)
17	/RAM-RD	O	Write mode of extra-address (/ OE)
18	/REMOTE	I	Input port of remote signal
19	/M-READY	I	Ready/resend signal to the main microprocessor
20	/T-DQSY	I	Input port of read signal from CD-TEXT IC (DQSY)
21	SBUSY	I/O	Synchro busy signal (BUSY)
22	SDATA	I/O	Synchro data signal (DATA)
23	DVD LED	O	DVD LED (H : light, L : dis-light)
24	POWER	O	Power LED (H : ON, L : OFF)
25	MUTE 4	O	Mute 4, analog mute (SW)
26	MUTE 3	O	Mute 3, analog mute (C)
27	MUTE 2	O	Mute 2, analog mute (SL / SR)
28	MUTE 1	O	Mute 1, analog mute
29	AVCC	-	A/D standard voltage
30,31	KEY	I	Key input 1, 2
32,33	-	-	No use
34	SET	I	Model selection (H : DV-S700, L : DV-K750)
35, 36	SMUTE1, 2	I	Input port of shuttle switch 1, 2
37	SMUTE3	I	Output selection of 6 channel (H : yes, L : no)
38	AVSS	-	GND
39	KARA	O	KARAOKE output (H : on, L : off)
40	SUBW	O	Sub woofer output (H : on, L : off)
41	AC3	O	AC-3 output (H : on, L : other)
42	IFL2	O	Latch signal of serial control to electronics volume IC (TC9210P) (STB)
43	IFL1	O	Latch signal of serial control to KARAOKE IC (TC9409BF) (IFL)
44	IFD	O	Serial data output to electronics volume IC and KARAOKE IC (DATA, IFD)
45	IFS	O	Serial clock output to electronics volume IC and KARAOKE IC (CK, IFS)
46	BANKA	O	S-RAM bank selection A
47	VCC	-	Power supply (+5V)
48	CE	I	Chip enable port
49-52	A14-11	I	No use
53-55	A10-8	O	S-RAM access bus address
56	VSS	-	GND
57-64	A7-0	O	S-RAM access bus address
65-72	D0-7	I/O	S-RAM access bus data
73	VSS	-	-
74,75	BANK B,C	O	S-RAM bank select b, c
76	VFD-CE	O	VFD display IC serial control latch (CE)
77	OSD-CS	O	OSD display IC serial control latch (STB)
78	OSD/VFD-SD	O	OSD display IC/VFD display ic serial data output (SIN / DI)
79	T-SRDT	I	CD-TEXT IC data input (SRDT)
80	VFD-CL	O	CD-TEXT/OSD/VFD IC serial clock (SCLK / SCLK / CL)

DV-K750/S700

CIRCUIT DESCRIPTION

4-3 INPUT VOLTAGE VS FUNCTION

Judgement voltage	Circuit design voltage	Port #30	Port #31(DV-S700)	Port #31(DV-K750)
4.58V				
	4.13V	PLAY(S612)	TEXT DISPLAY(S603)	MIC1 DOWN(S603)
3.75V				
	3.33V	STOP(S611)	ALL INFO(S604)	MIC1 UP(S604)
2.29V				
	2.50V	STILL/PAUSE(S610)	TITLE SEARCH(S605)	MIC DOWN(S605)
2.08V				
	1.64V	SKIP UP(S609)	REPEAT(S606)	MIC UP(S606)
1.25V				
	0.88V	SKIP DOWN(S608)	FL DISPLAY(S602)	FL DISPLAY(S602)
0.42V				
	0.00V	OPEN/CLOSE(S607)	POWER(S601)	POWER(S601)

4-4 Country code vs video output

AREA CODE	COUNTRY / AREA	REGION CODE	VIDEO OUT(DVD)	VIDEO OUT(VIDEO CD)
0	JAPAN	2	NTSC=NTSC, PAL=IMPOSSIBLE TO PLAYBACK	NTSC=NTSC, PAL=NTSC
1	NORTH AMERICA	1	NTSC=NTSC, PAL=IMPOSSIBLE TO PLAYBACK	NTSC=NTSC, PAL=NTSC
2	EUROPE	2	NTSC=CONVERTED PAL, PAL=PAL	NTSC=CONVERTED PAL, PAL=PAL
3	SOUTHEAST ASIA	3	NTSC=NTSC, PAL=PAL	NTSC=NTSC, PAL=PAL
4	RUSSIA	5	NTSC=CONVERTED PAL, PAL=PAL	NTSC=CONVERTED PAL, PAL=PAL
5	OCEANIA	4	NTSC=CONVERTED PAL, PAL=PAL	NTSC=CONVERTED PAL, PAL=PAL
6	MIDDLE AND NEAR EAST	2	NTSC=NTSC, PAL=PAL	NTSC=NTSC, PAL=PAL
7	SOUTH AMERICA	4	NTSC=NTSC, PAL=IMPOSSIBLE TO PLAYBACK	NTSC=NTSC, PAL=NTSC
8	CHINA	6	NTSC=NTSC, PAL=PAL	NTSC=NTSC, PAL=PAL

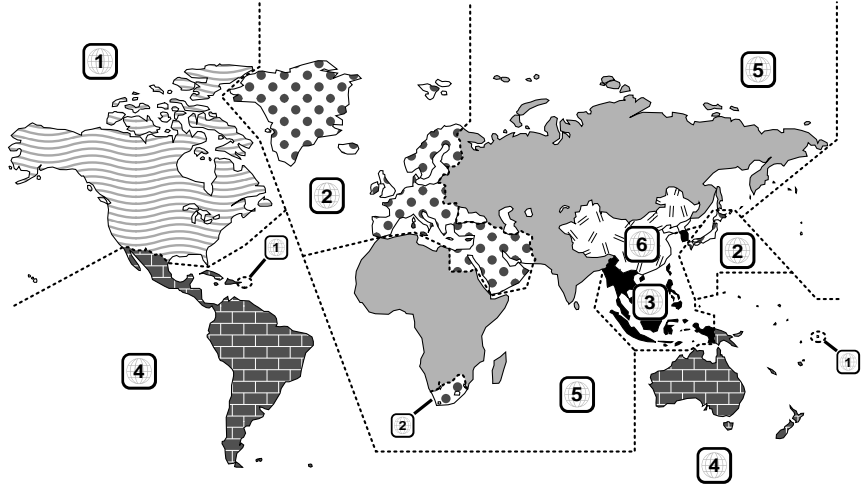
Region codes of this unit

A DVD player has a region assigned to it depending on the country or area where it is used. As a result, this unit cannot play DVD discs unless the region codes assigned to the discs match the region code assigned to this unit. See following table for details. (As of October 1997)

Region Code of This unit	Assigned Countries or Areas
1	Canada, United States, American Samoa, Bermuda, Johnston Island, Midway Islands, Puerto Rico, St.Pierre and Miquelon, United States Virgin, Wake Island
2	Albania, Andorra, Austria, Bahrain, Belgium, Bosnia and Herzegovina, Bulgaria, Croatia, Cyprus, Czech, Denmark, Egypt, Finland, France, Germany, Greece, Hungary, Iceland, Iran, Iraq, Ireland, Israel, Italy, Japan, Jordan, Kuwait, Lebanon, Lesotho, Liechtenstein, Luxembourg, Macedonia, Malta, Monaco, Netherlands, Norway, Oman, Poland, Portugal, Qatar, Pomania, San Marino, Saudi Arabia, Slovakia, Slovenia, South Africa, Spain, Swaziland, Sweden, Switzerland, Syrian Arab Republic, Turkey, United Arab Emirates, United Kingdom, Vatican City State, Yemen, Yugoslavia, Channel Islands, Faeroe Islands, Gibraltar, Greenland, Isle of Man, Svalbard and Jan Mayen Islands
3	Brunei Darussalam, Cambodia, Indonesia, Korea, Laos, Malaysia, Myanmar, Philippines, Singapore, Thailand, Viet Nam, East Timor, Hong Kong, Macau, Taiwan
4	Antigua and Barbuda, Argentina, Australia, Bahamas, Barbados, Belize, Bolivia, Brazil, Chile, Colombia, Costa Rica, Cuba, Dominica, Dominican Republic, Ecuador, El Salvador, Fiji, Grenada, Guatemala, Guyana, Haiti, Honduras, Jamaica, Kiribati, Marshall Islands, Mexico, Micronesia, Nauru, New Zealand, Nicaragua, Palau, Panama, Papua New Guinea, Paraguay, Peru, Saint Christopher and Nevis, Saint Lucia, Saint Vincent and the Grenadines, Samoa, Solomon Islands, Suriname, Tonga, Trinidad and Tobago, Tuvalu, Uruguay, Vanuatu, Venezuela, Anguilla, British Virgin Islands, Cayman Islands, Christmas Island, Cocos Islands, Cook Islands, Falkland Island, French Guiana, French Polynesia, Guadeloupe, Guam, Martinique, Montserrat, Netherlands Antilles, New Caledonia, Niue Norfolk Island, Northern Mariana Islands, Pitcairn, Tokelau, Turks and Caicos Islands, Wallis and Futuna Islands
5	Afganistan, Algeria, Angola, Armenia, Azerbaijan, Bangladesh, Belarus, Benin, Bhutan, Botswana, Burkina Faso, Burundi, Cameroon, Cape Verde, Central Africa, Chad, Comoros, Congo, Cote d'Ivoire, Djibouti, Equatorial Guinea, Eritrea, Estonia, Ethiopia, Gabon, Gambia, Georgia, Ghana, Guinea, Guinea-Bissau, India, Kazakhstan, Kenya, Kyrgyz Republic, Latvia, Liberia, Libya, Lithuania, Madagascar, Malawi, Maldives, Mali, Mauritania, Mauritius, Moldova, Mongolia, Morocco, Mozambique, Namibia, Nepal, Niger, Nigeria, North Korea, Pakistan, Russia, Rwanda, Sao Tome and Principe, Senegal, Seychelles, Sierra Leone, Somalia, Sri Lanka, Sudan, Tadjikistan, Tanzania, Togo, Tunisia, Turkmenistan, Uganda, Ukraine, Uzbekistan, Zaire, Zambia, Zimbabwe, British Indian Territory, Jammu and Kashmir, Mayotte, Reunion, St.Helena ex.dep., Western Sahara
6	China

Region codes in the world

The region codes of DVD players are assigned according to the areas where they are marketed, as shown in the following map. (As of October 1997)



Limitation depending on discs

Some DVD and VCD discs have the playback condition assigned for them by the intention of the software producers. As this unit plays discs according to the intention of the software producers, some functions may not occur according to your control. Be sure to read the instructions provided with the discs played with this unit. When the "!" marking is shown on the TV screen connected to this unit during playback, the playback is under the limitation described above.

DVD discs that can be played with this unit

This unit can play a DVD disc only when the disc carries the same code as the region code of this unit shown in the above table, when it carries an indication including the region code of this unit or when it carries the ALL indication shown below. Even when a disc does not have any region code indication, it may not always be playable with this unit due to a certain limitation.

ALL

DV-K750/S700

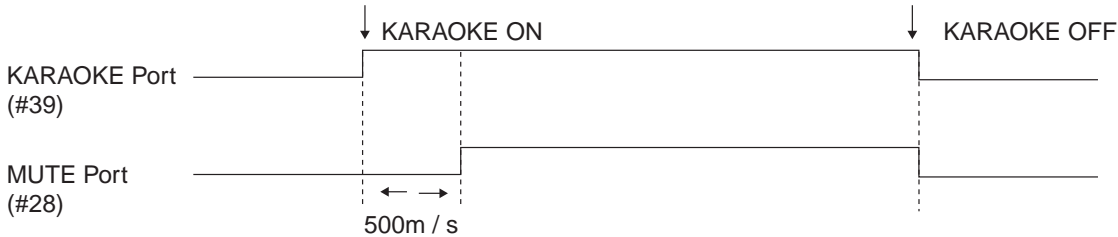
CIRCUIT DESCRIPTION

4-6 Mute control

PORT NO.	MUTE NO.	PORT NAME	DVD										ST	PCM	CD
			AC-3												
			L	L	L	L	H	H	H	H	L	L			
27	2	SL/SR	L	L	L	L	H	H	H	H	L	L	L		
26	3	C	L	H	L	H	L	H	L	H	L	L	L		
25	4	SW	L	L	H	H	L	L	H	H	L	L	L		

H=MUTE OFF/L=MUTE ON
 ST=STEREO
 PCM=PCM 2CH ONLY

Mute1(#28) will output the waveform as follows with linking KARAOKE port(#39)



4-7 SERIAL CODE

CODE	CONTENT	DATA OUTPUT	OUTPUT CONDITION	DVD REMEDY
0133	One Touch Operation(OTO)	Receiver	Receiver will turn on when receiving the OTO code after 4sec .	DVD will playback or open/close after receiving the code.
0126	Sel 6ch Input	Receiver	-	DVD will playback when loading the disc.
0127	Sel DVD(2ch)	Receiver	-	DVD will playback when loading the disc.
01A6	Position 6ch Input	Receiver	"With selecting 6ch input of receiver,receiver will receive the code of on"	DVD will memorize 6ch mode of selector
01A7	Position DVD	Receiver	"With selecting DVD input of receiver,receiver will receive the code of on"	DVD will memorize DVD mode of selector
080E	Timer Playback DVD(2ch)	Receiver	Receiver will turn on when selecting the timer playback of DVD.	DVD will playback when loading the disc.If not , DVD will send stop code to the receiver.
080F	Timer Playback6ch Input	Receiver	Receiver will turn on when selecting the timer playback of 6ch.	DVD will playback when loading the disc.If not , DVD will send stop code to the receiver.
1C11	DVD Power On	DVD	DVD turns on.	-
1C12	DVD Playback (2ch)	DVD	a)DVD will change Stop or Pause to Play mode. b)DVD code(Stop or Pause to Play) of receiver will be sent to DVD	-
1C13	DVD Stop	DVD	a) DVD will receive Stop code. b)DVD will stop to playback.	-
1C14	DVD Pause	DVD	DVD will receive the code Play to Pause mode.	-
1C16	DVD Playback (6ch)	DVD	DVD will receive the code of Play 6ch.	-
1C17	One Touch Operation(OTO) DVD	DVD	"In Power off mode, DVD will be pushed Play or Open/Close key"	When pressing Play key, DVD playbacks after receiving OTO code. When pressing the Open/close key,DVD will not accept the OTO code.

CIRCUIT DESCRIPTION

5. CD-TEXT DATA DECODER : LC89170M

No.	Pin Name	I/O	Description
1	EXCK	I	Sub code IF. Shift clock interface
2	SBSO	I	Sub code IF. Data input port
3	SCOR	I	Sub code IF. Block synchro input port.
4	WFCK	I	Sub code IF. Frame synchro input port.
5	MCK	I	Clock input port(16.9344MHz)
6	XMODE	I	System reset and Power down mode setting port
7	GND	-	GND
8	TEST	I	Test port
9	SW1	I	EXCK I/o select port(L:clock output/H:clock input)
10	SW2	I	EXCK clock pulse width select port(L:double/H:normal)
11	SCLK	I	Microprocessor IF.Shift clock input port
12	SRDT	O	Microprocessor IF.Data output port
13	DQSY	O	Microprocessor IF.Read permit port
14	VDD	-	Power supply

6. TEST MODE

SETTING	While pressing the ►◄ / (STILL/PAUSE)key,push the POWER (or MAIN POWER).
CANCEL	Push the STOP (■) key

6-1 Key Function

Key	Function
◄◄ or ►►	Selector
►	Enter
■	Cancel or Back (Return)

6-2 Display Mode (FL display/SEL : INDICATE)

No.	Key	Function	FL Display
1	►	Enter	SEL:DOT
2	►	Enter	NIAGARA(all dots light)
3	■	Back	SEL:DOT
4	◄◄ or ►►	Select(DOT or SEG)	SEL:SEG
5	►	Enter	NIAGARA(all dots and segments light)
6	◄◄ or ►►	Select(all light or all off)	SEG ALL OFF
7	■	Back	SEL:SEG
8	■	Back	SEL:INDICATE

6-3 inspection Mode (FL Display/SEL : INSPECTION)

No.	Key	Function	FL Display
1	►	Enter	INSPECTION
2	FL DISPLAY	Show area code	AREA 0
3	■	Back	INSPECTION
4	I/⓪	Set AC-3 mute on	AC3 AUTO
5	►	Mute channel (auto mode)	F → C → R → S → F*
6	■	Back	INSPECTION
7	I/⓪	Set AC-3 mute on	AC3 AUTO
8	◄◄ or ►►	Select AC-3 auto or manual mode	AC3 MANU
9	►	Enter	AC3 MANU FRONT
10	◄◄ or ►►	Mute channel	F ↔ C ↔ R ↔ S ↔ F*
11	■	Back	INSPECTION
12	■	Back	SEL:INSPECTION

* F : FRONT / C : CENTER/R : REAR / S : SUB WOOFER

I/⓪ = Remote power

DV-K750/S700

CIRCUIT DESCRIPTION

6-4 Inspection Mode (FL Display/SEL:INSPECTION) DV-K750only

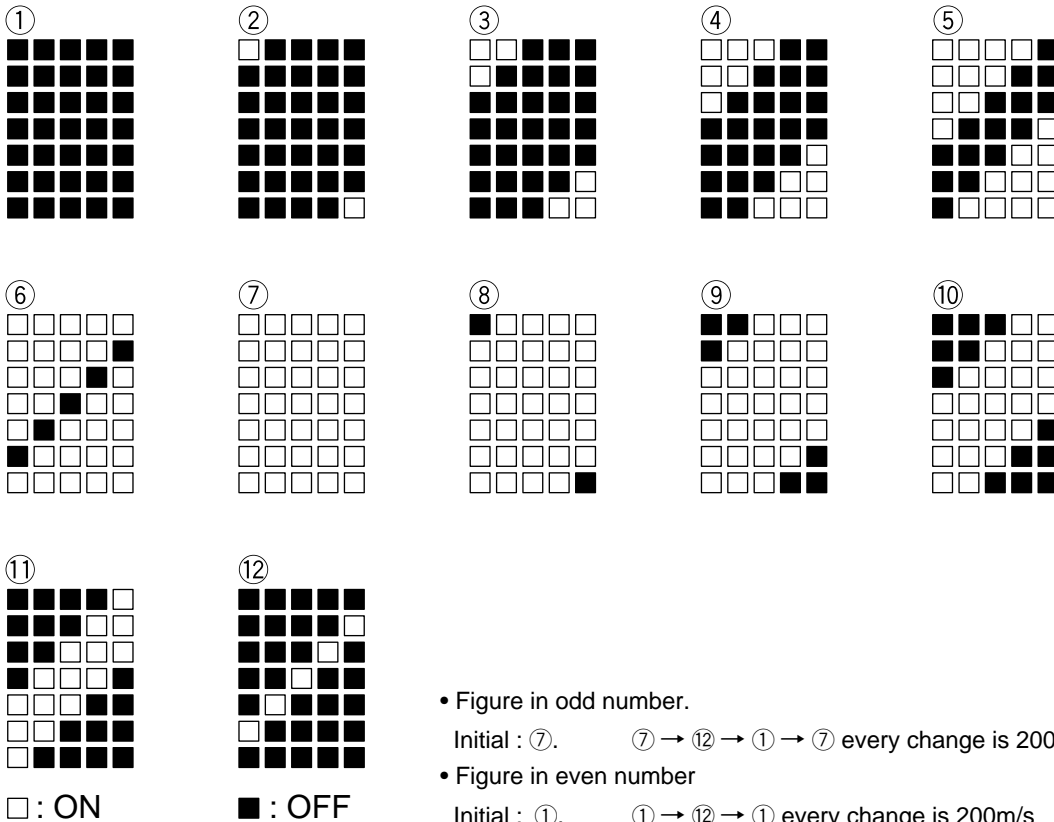
No.	Key	Function	FL Display
1	▶	Enter	INSPECTION
2	MIC1	Set MIC1, 2 level	MIC MID
3	◀◀ or ▶▶	Select MIC1, 2 level	MIC (MID ↔ HIGH ↔ LOW ↔ MID) *
4	■	Back	INSPECTION
5	MIC1 ^	Set key con level	KEY CON NATURAL
6	◀◀ or ▶▶	Select key con level	KEY CON (NATURAL ↔ SHARP ↔ FLAT ↔ NATURAL) **
7	■	Back	INSPECTION
Load the DVD disc on the tray and push the close key			
8	∨ MIC2	Jump to track 1	INSPECTION
Remove the DVD disc on the tray			
9	MIC2 ^	Set echo level	ECHO MID
10	◀◀ or ▶▶	Select echo level	ECHO (MID ↔ HIGH ↔ LOW ↔ MID) ***
11	■	Back	INSPECTION
12	■	Back	SEL:INSPECTION
13	■	Cancel	NO DISC

* HIGH:0dB/MID:-6dB/LOW:MIN

** NATURAL:0cent/SHARP:600cent/FLAT:-600cent"

*** HIGH:15/MID:8/LOW:0

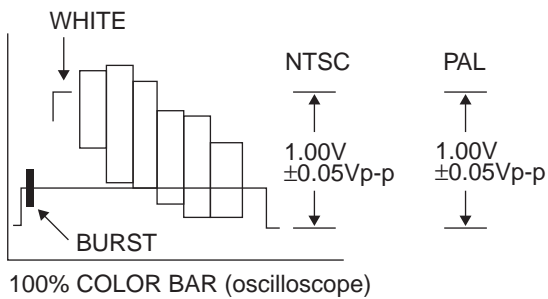
6-5 NIAGARA Display



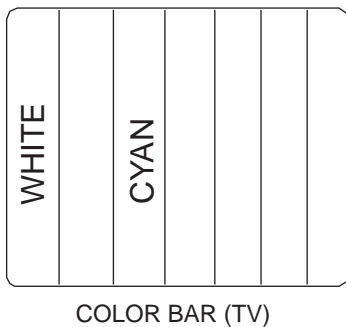
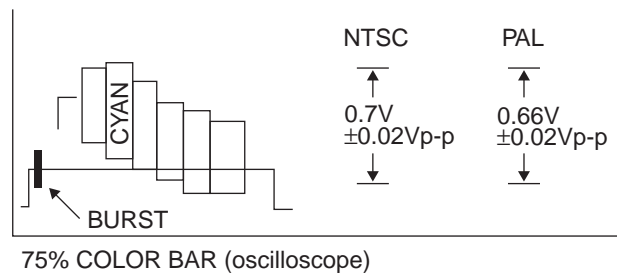
ADJUSTMENT

No.	ITEM	INPUT SETTING	OUTPUT SETTING	DVD SETTING	ALIGNMENT POINT	ALING FOR	FIG
DVD DISC : 100% and 75% color bar OUTPUT : Video output (composite / RCA PIN)							
NTSC							
1	VIDEO LEVEL(Y)	DISC 100%COLOR BAR	Connect the TV monitor and the oscilloscope	STILL	VR3201(MAIN CBA)	(WHITE) 1.00V ±0.05Vp-p	(a)
2	VIDEO LEVEL(C)	DISC 75%COLOR BAR	Connect the TV monitor and the oscilloscope	STILL	VR3202(MAIN CBA)	(CYAN) 0.7V ±0.02Vp-p	(b)
PAL							
1	VIDEO LEVEL(Y)	DISC 100%COLOR BAR	Connect the TV monitor and the oscilloscope	STILL	VR3201(MAIN CBA)	(WHITE) 1.00V ±0.05Vp-p	(a)
2	VIDEO LEVEL(C)	DISC 75%COLOR BAR	Connect the TV monitor and the oscilloscope	STILL	VR3202(MAIN CBA)	(CYAN) 0.66V ±0.02Vp-p	(b)

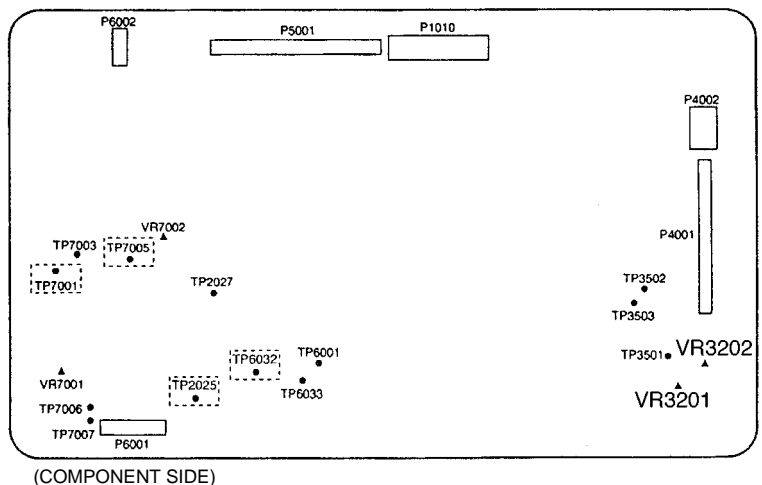
(a)



(b)



MAIN C.B.A



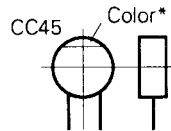
DV-K750/S700

PARTS DESCRIPTION

CAPACITORS

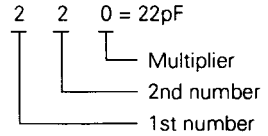
CC 45 TH 1H 220 J
 1 2 3 4 5 6

- 1 = Type ... ceramic, electrolytic, etc.
- 2 = Shape ... round, square, ect.
- 3 = Temp. coefficient
- 4 = Voltage rating
- 5 = Value
- 6 = Tolerance



Capacitor value

- 010 = 1pF
- 100 = 10pF
- 101 = 100pF
- 102 = 1000pF = 0.001μF
- 103 = 0.01μF



Temperature coefficient

1st Word	C	L	P	R	S	T	U
Color*	Black	Red	Orange	Yellow	Green	Blue	Violet
ppm/°C	0	-80	-150	-220	-330	-470	-750

2nd Word	G	H	J	K	L
ppm/°C	±30	±60	±120	±250	±500

Example : CC45TH = -470 ± 60ppm/°C

Tolerance (More than 10pF)

Code	C	D	G	J	K	M	X	Z	P	No code
(%)	±0.25	±0.5	±2	±5	±10	±20	+40 -20	+80 -20	+100 -0	More than 10μF -10 ~ +50 Less than 4.7μF -10 ~ +75

(Less than 10pF)

Code	B	C	D	F	G
(pF)	±0.1	±0.25	±0.5	±1	±2

Voltage rating

2nd word \ 1st word	A	B	C	D	E	F	G	H	J	K	V
0	1.0	1.25	1.6	2.0	2.5	3.15	4.0	5.0	6.3	8.0	-
1	10	12.5	16	20	25	31.5	40	50	63	80	35
2	100	125	160	200	250	315	400	500	630	800	-
3	1000	1250	1600	2000	2500	3150	4000	5000	6300	8000	-

Chip capacitors

(EX) C C 7 3 F S L 1 H 0 0 0 J
 1 2 3 4 5 6 7

(Chip) (CH, RH, UJ, SL)

(EX) C K 7 3 F F 1 H 0 0 0 Z
 1 2 3 4 5 6 7

(Chip) (B, F)

Refer to the table above.

- 1 = Type
- 2 = Shape
- 3 = Dimension
- 4 = Temp. coefficient
- 5 = Voltage rating
- 6 = Value
- 7 = Tolerance

Dimension (Chip capacitors)

Dimension code	L	W	T
Empty	5.6 ± 0.5	5.0 ± 0.5	Less than 2.0
A	4.5 ± 0.5	3.2 ± 0.4	Less than 2.0
B	4.5 ± 0.5	2.0 ± 0.3	Less than 2.0
C	4.5 ± 0.5	1.25 ± 0.2	Less than 1.25
D	3.2 ± 0.4	2.5 ± 0.3	Less than 1.5
E	3.2 ± 0.2	1.6 ± 0.2	Less than 1.25
F	2.0 ± 0.3	1.25 ± 0.2	Less than 1.25
G	1.6 ± 0.2	0.8 ± 0.2	Less than 1.0

RESISTORS

Chip resistor (Carbon)

(EX) R K 7 3 E B 2 B 0 0 0 J
 1 2 3 4 5 6 7

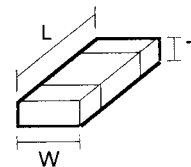
(Chip) (B,F)

Carbon resistor (Normal type)

(EX) R D 1 4 B B 2 C 0 0 0 J
 1 2 3 4 5 6 7

- 1 = Type
- 2 = Shape
- 3 = Dimension
- 4 = Temp. coefficient
- 5 = Rating wattage
- 6 = Value
- 7 = Tolerance

Dimension



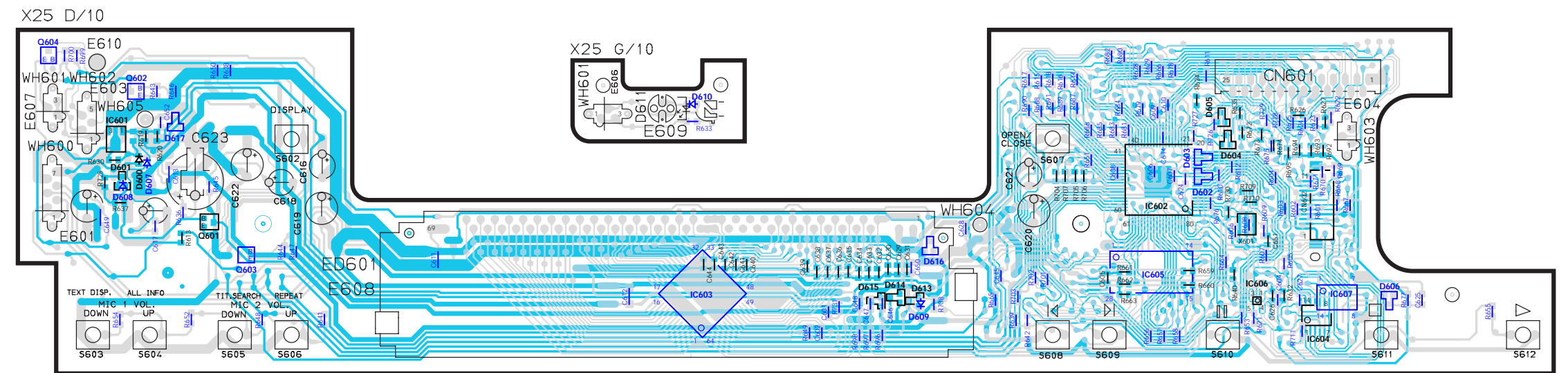
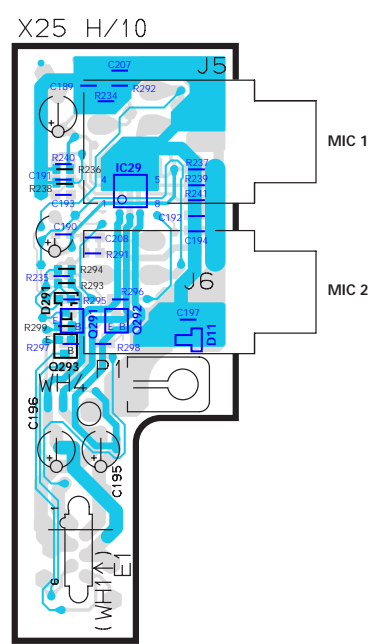
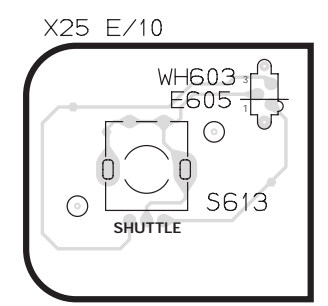
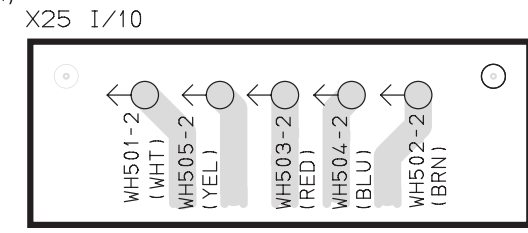
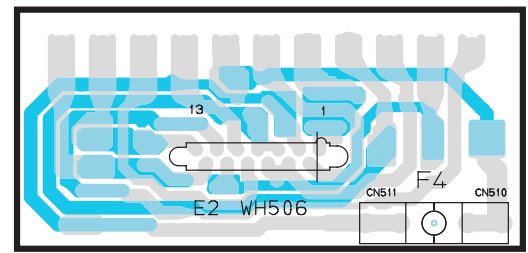
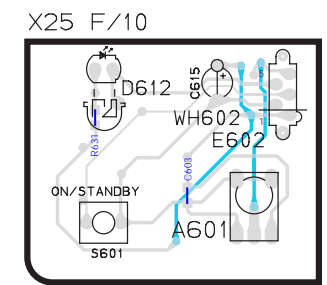
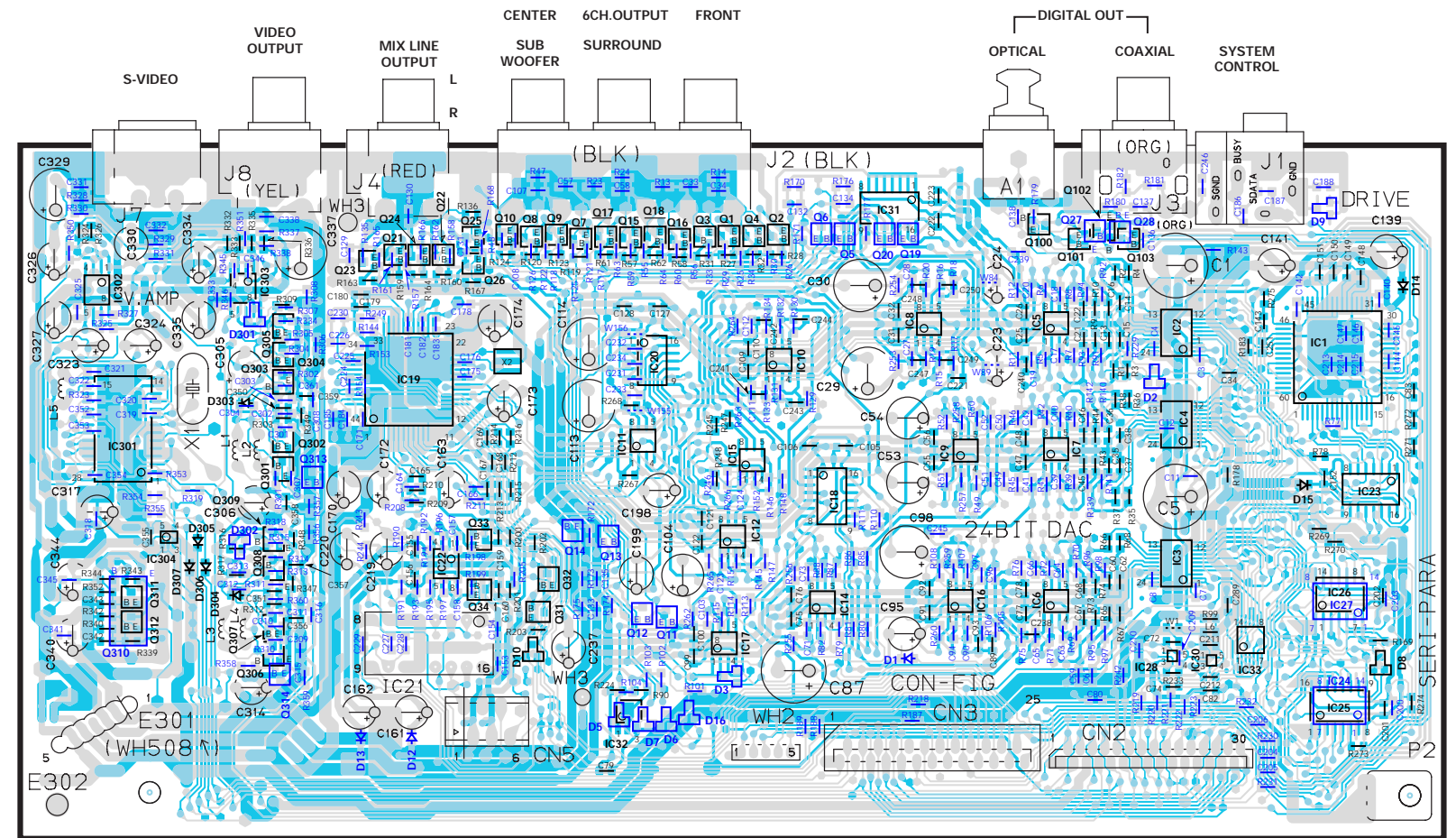
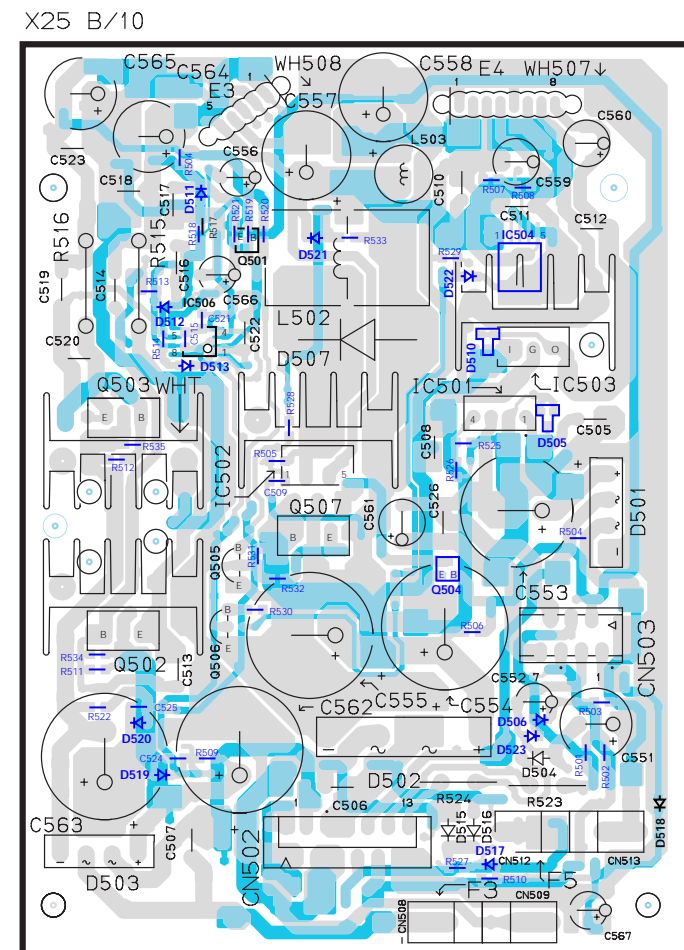
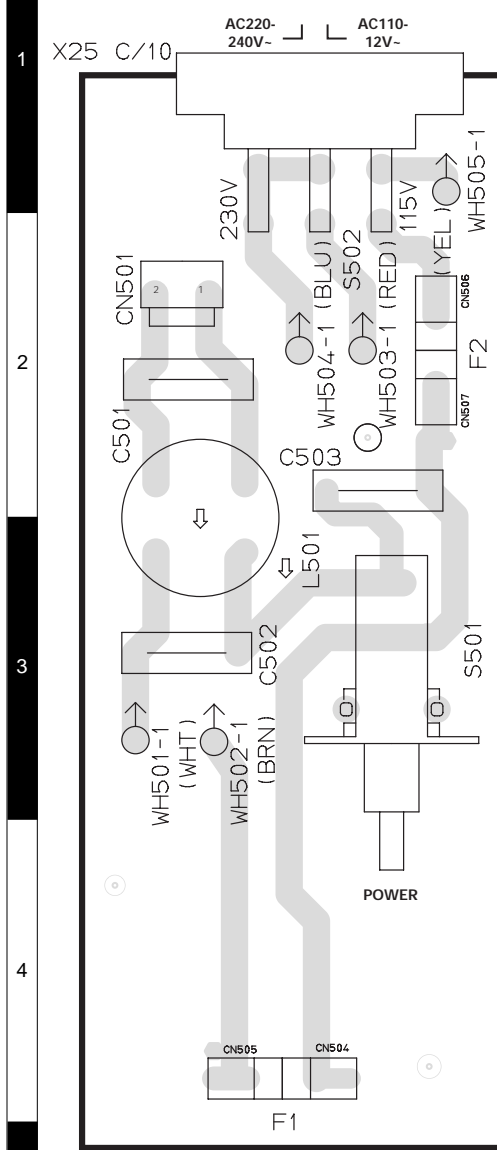
Dimension (Chip resistor)

Dimension code	L	W	T
E	3.2 ± 0.2	1.6 ± 0.2	1.0
F	2.0 ± 0.3	1.25 ± 0.2	1.0
G	1.6 ± 0.2	0.8 ± 0.2	0.5 ± 0.1

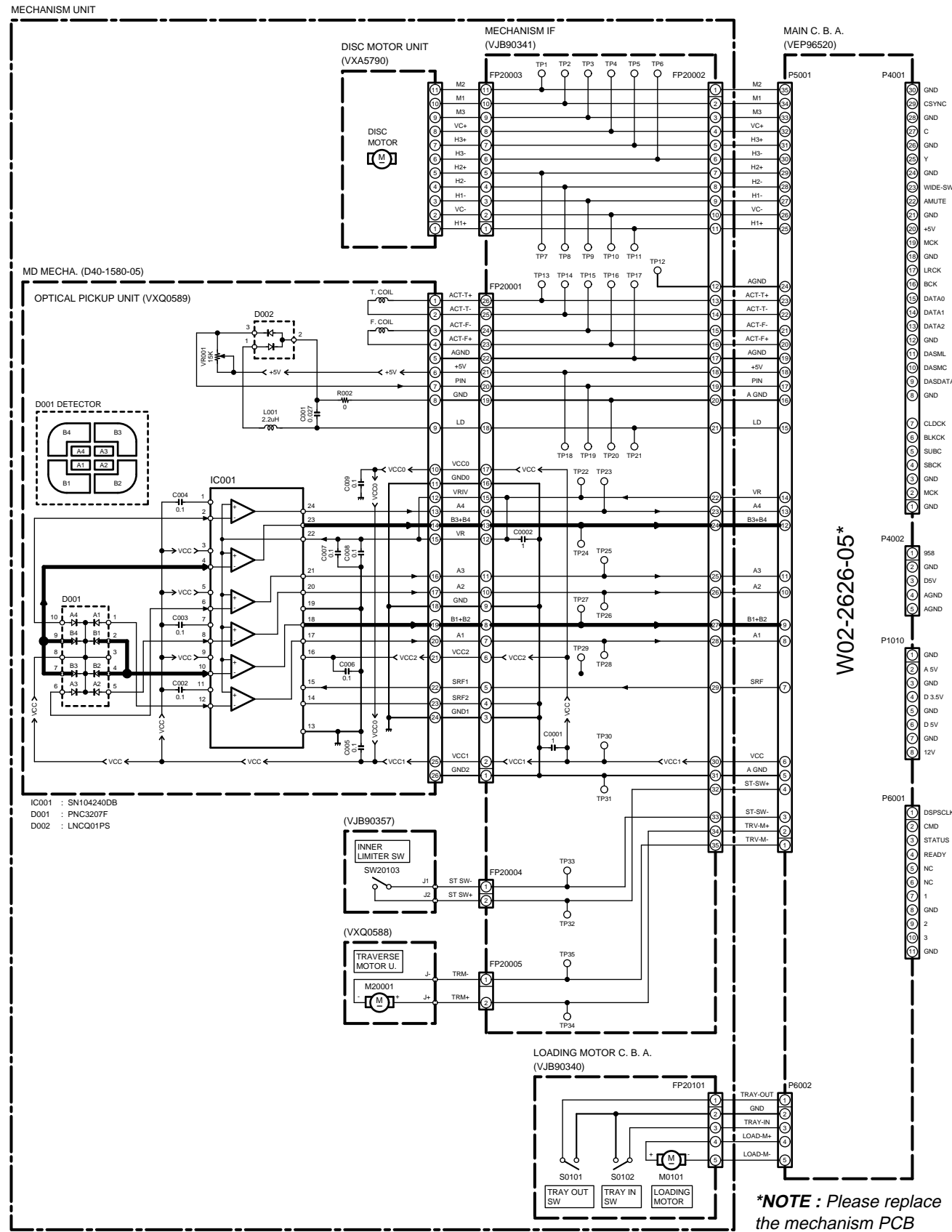
Rating wattage

Code	Wattage	Code	Wattage	Code	Wattage
1J	1/16W	2C	1/6W	3A	1W
2A	1/10W	2E	1/4W	3D	2W
2B	1/8W	2H	1/2W		

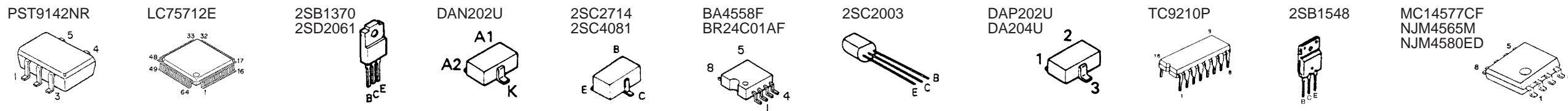
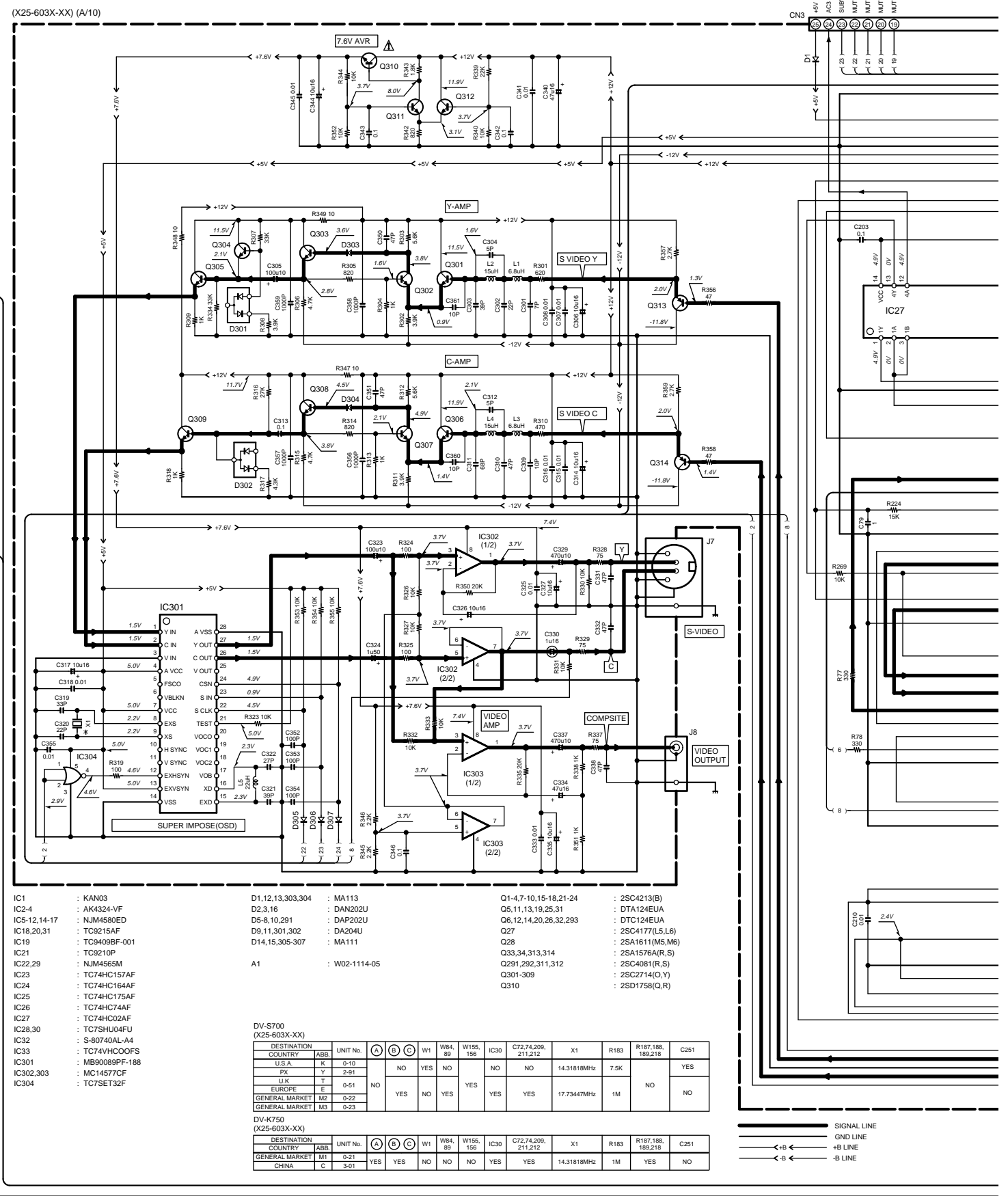
PC BOARD(Component side view)

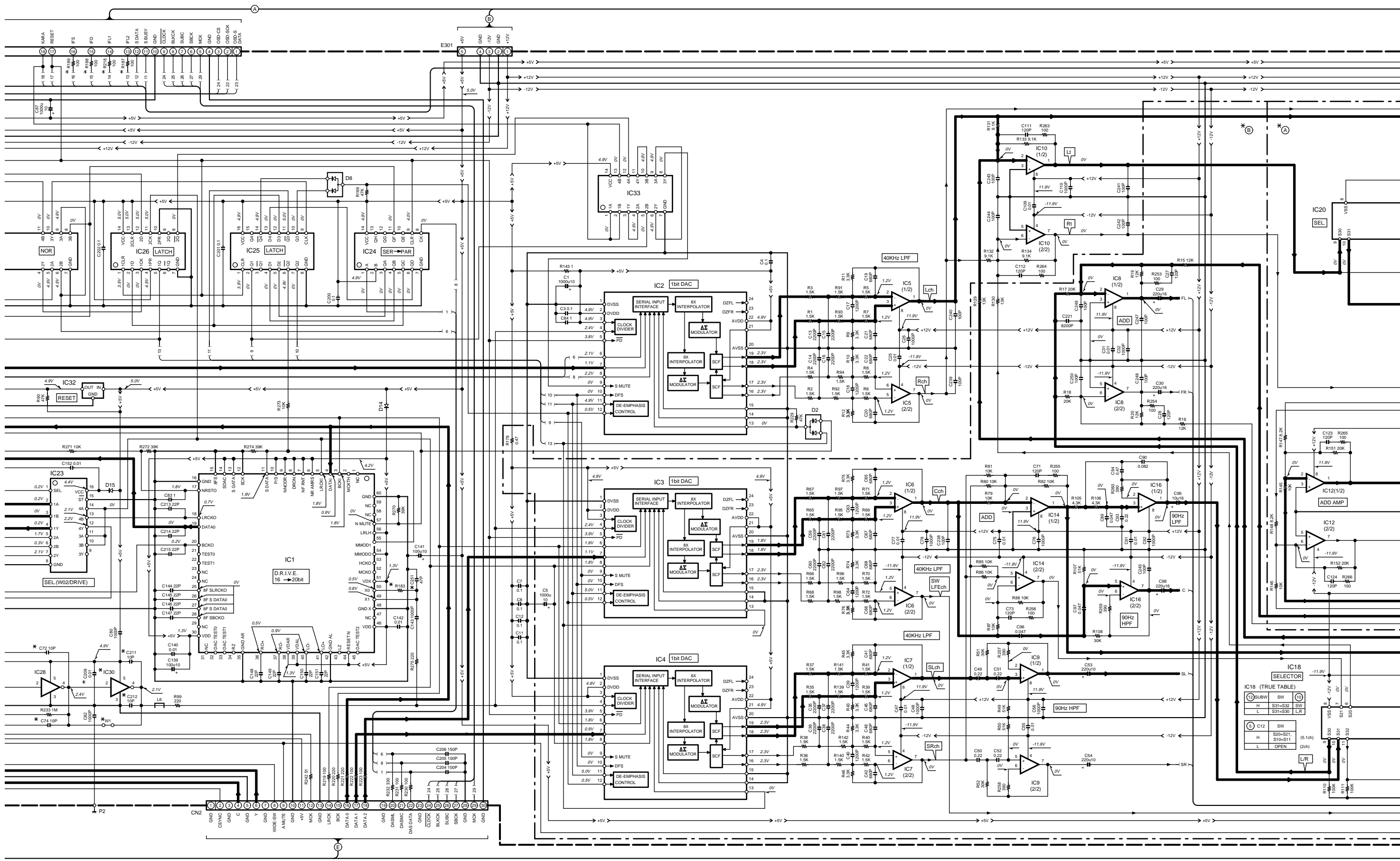


Refer to the schematic diagram for the value of resistors and capacitors.

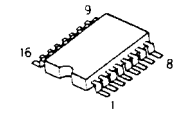


***NOTE** : Please replace the mechanism PCB (W02-2626-05) with new one, if it is malfunction.

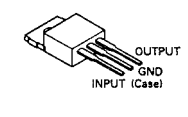




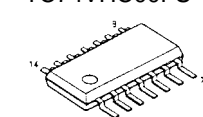
TC74HC175AF




LM2940CT-12



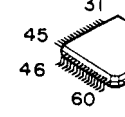
LC89170M
TC74VHC00FS



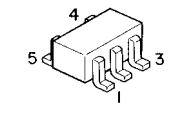
TC74HC02AF
TC74HC14AF
TC74HC74AF



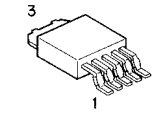
KAN03



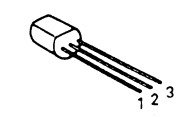
TC7SHU04FU



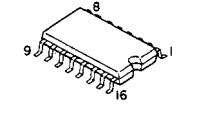
PQ20VZ11



S-80740AL-A4



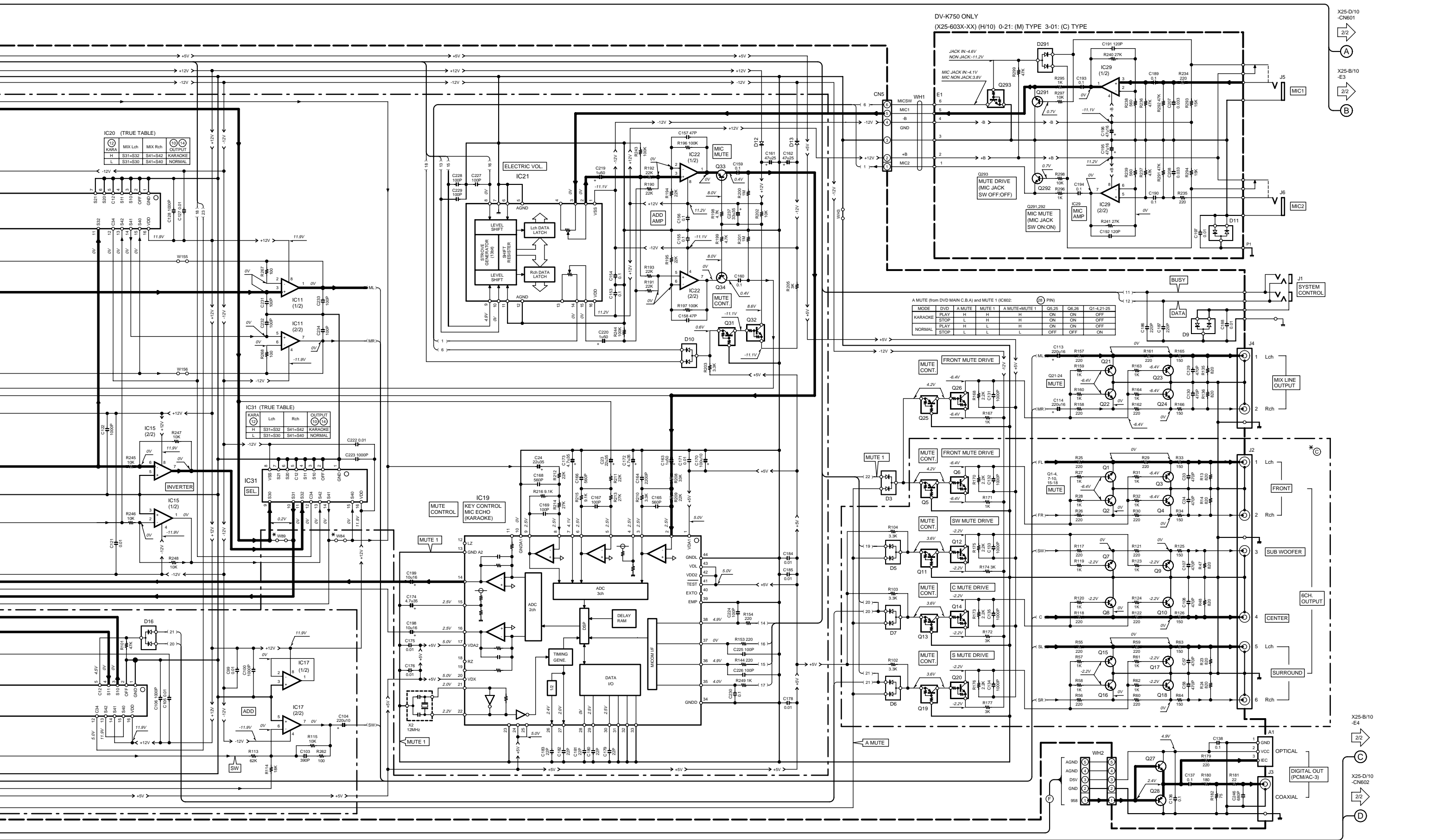
TC74HC157AF



IC18 (TRUE TABLE)

⊕	SUBV	SW	⊕
H	S31-S32	SW	
L	S31-S32	LX	

⊕	C12	SW
H	S20-S21	(5.1ch)
L	S10-S11	(2ch)
	OPEN	



A MUTE (from DVD MAIN C.B.A) and MUTE 1 (IC602):

MODE	DVD	A MUTE	MUTE 1	A MUTE-MUTE 1	Q5-25	Q6-26	Q1-4,21-25
KARAOKE	PLAY	H	H	H	ON	ON	ON
KARAOKE	STOP	L	H	H	ON	ON	OFF
NORMAL	PLAY	H	L	L	ON	ON	OFF
NORMAL	STOP	L	L	L	OFF	OFF	ON

CAUTION: For continued safety, replace safety critical components only with manufacturer's recommended parts (refer to parts list). Δ indicates safety critical components. For continued protection against risk of fire, replace only with same type and rating fuse(s). To reduce the risk of electric shock, leakage-current or resistance measurements shall be carried out (exposed parts are acceptably insulated from the supply circuit) before the appliance is returned to the customer.

The DC voltage is an actual reading measured with a high impedance type voltmeter. The measurement value may vary depending on the measuring instruments used or on the product. Refer to the voltage during PLAY unless otherwise specified; The value shown in () is the voltage measured at the moment of STOP.

DV-S700(K) (1/2) DV-K750(M) (1/2)

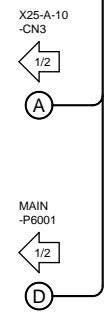
DV-K750/S700

Y22-7430-10

KENWOOD

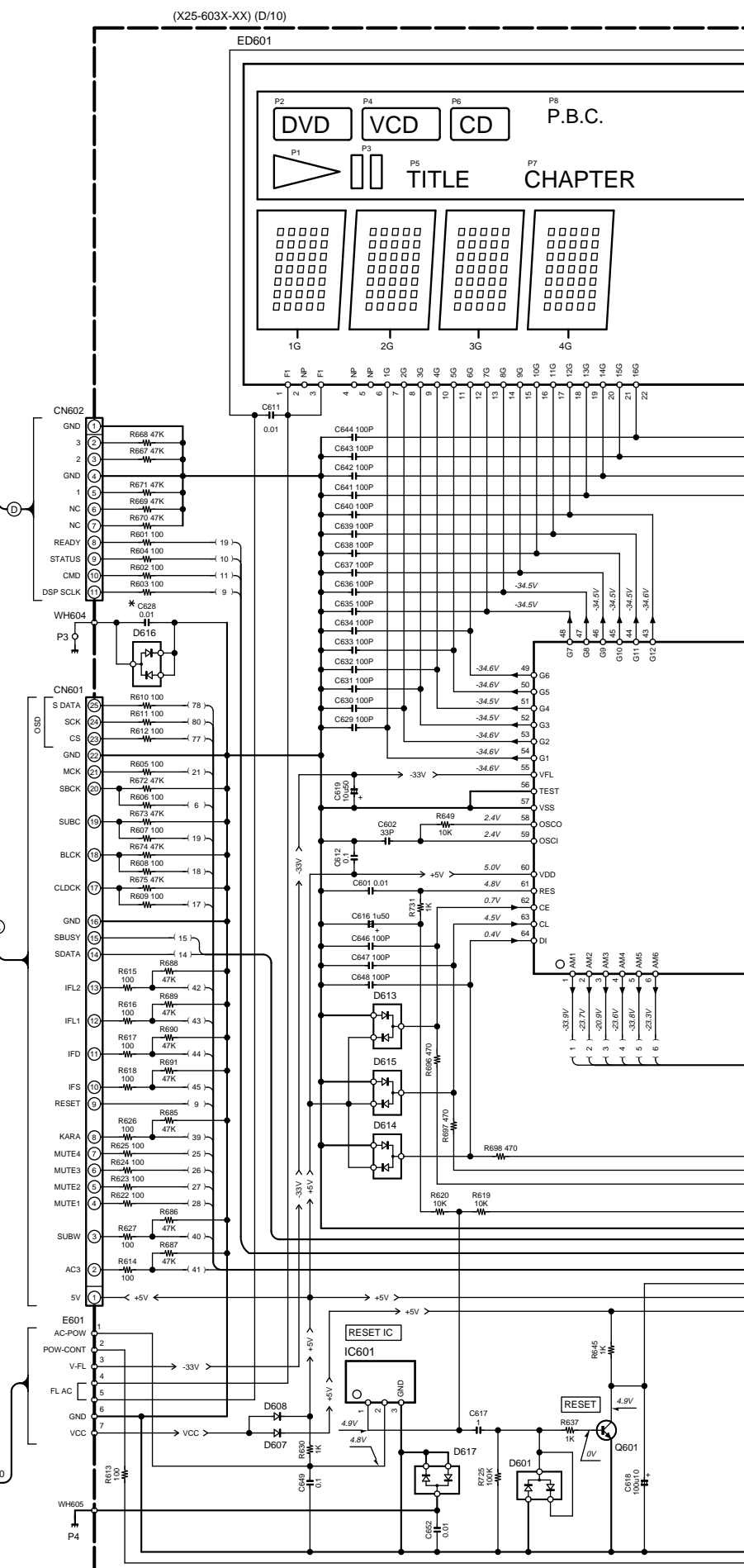
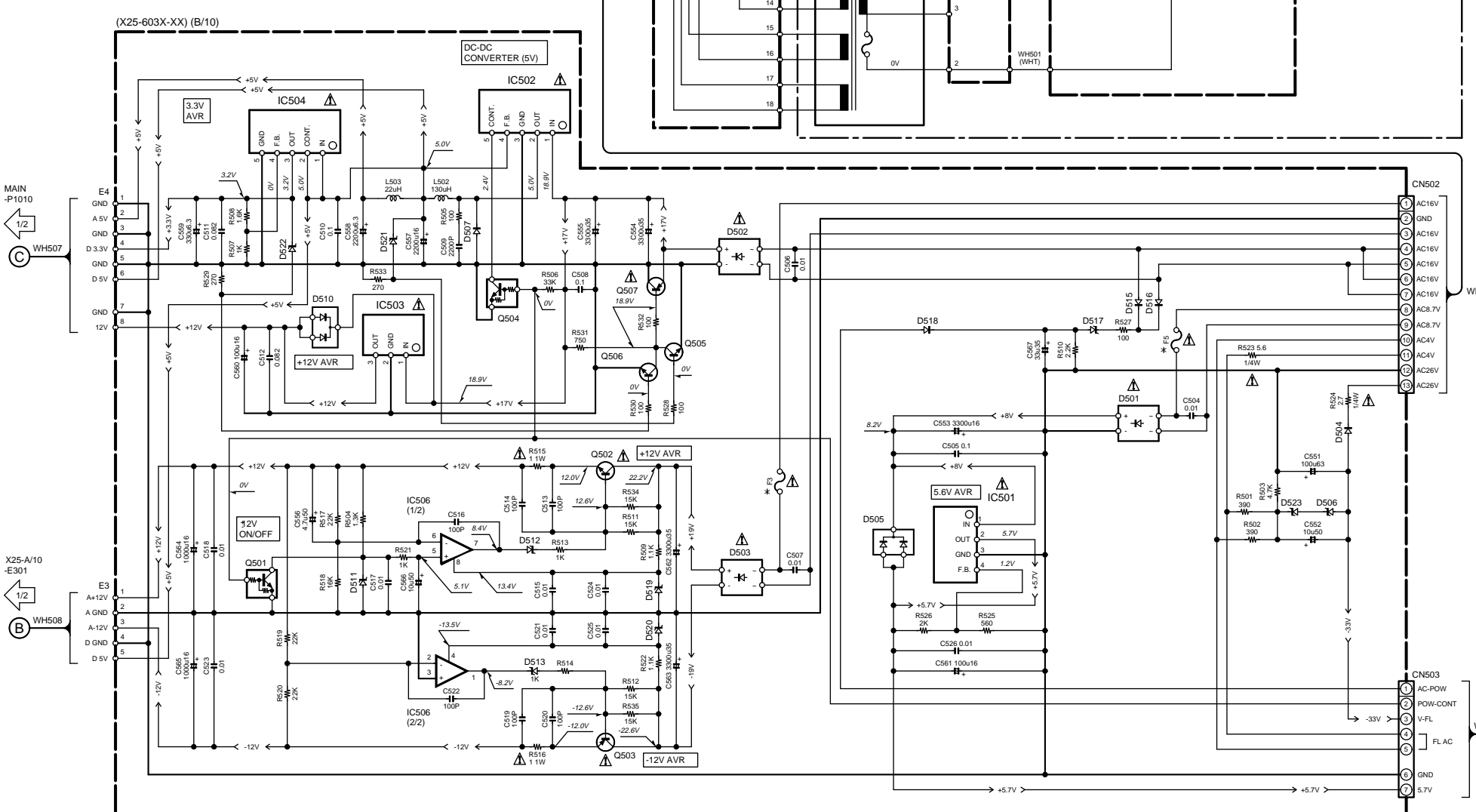
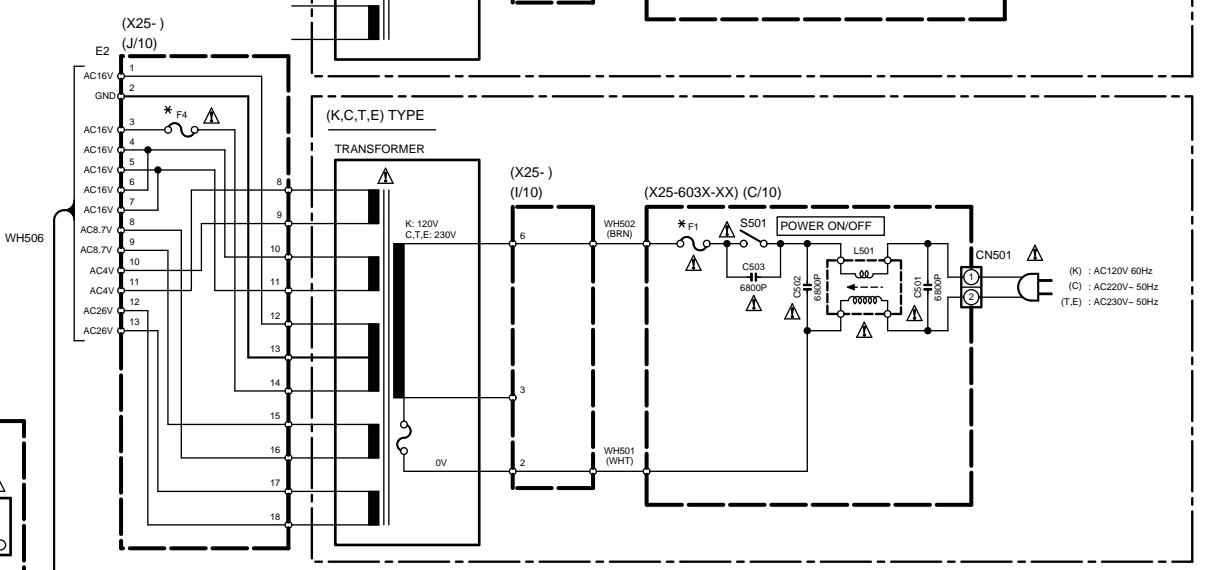
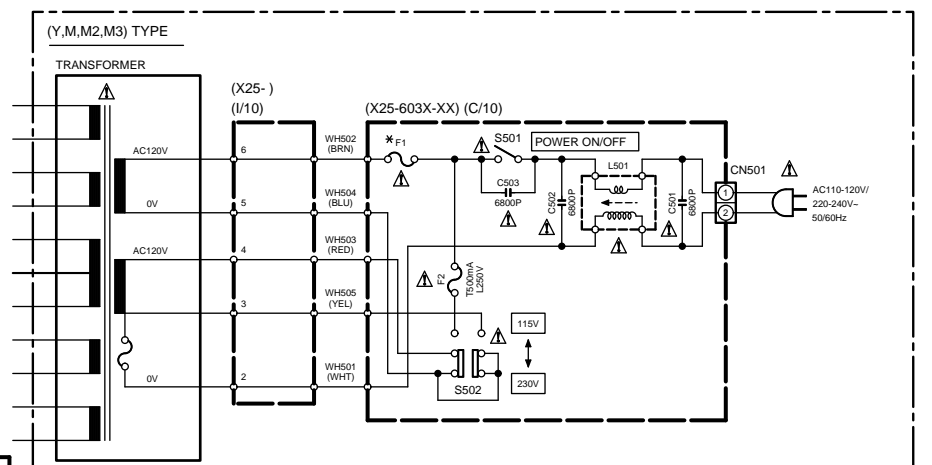
X25-D/10 -CN601
2/2
A
X25-B/10 -E3
2/2
B
X25-B/10 -E4
2/2
C
X25-D/10 -CN602
2/2
D

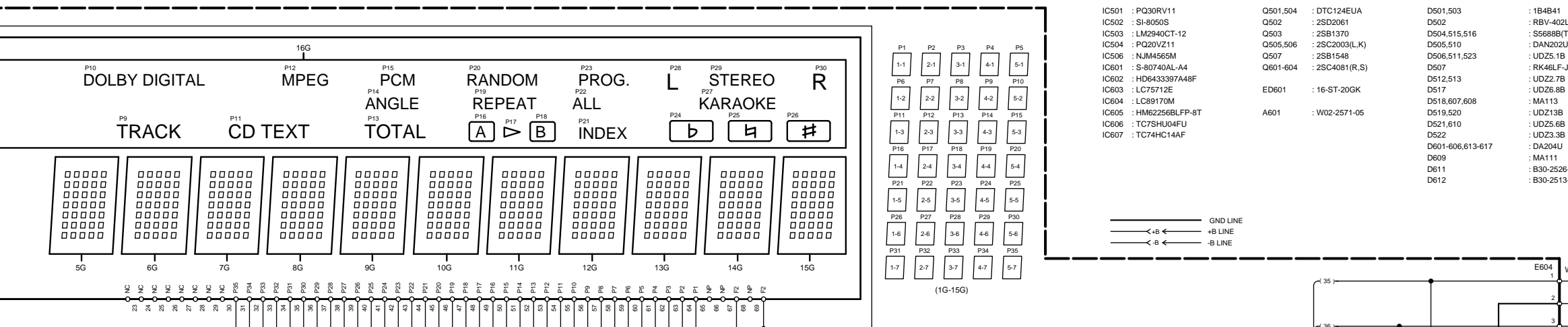
1
2
3
4
5
6
7



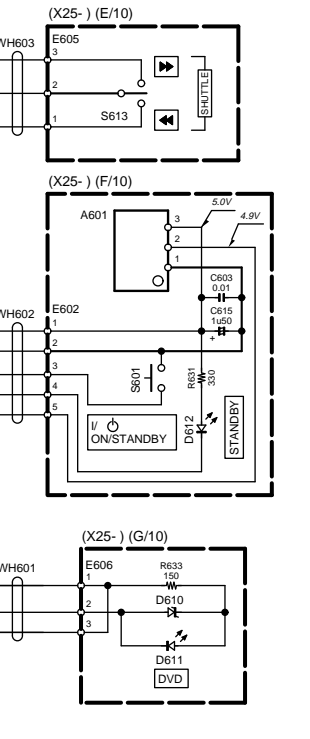
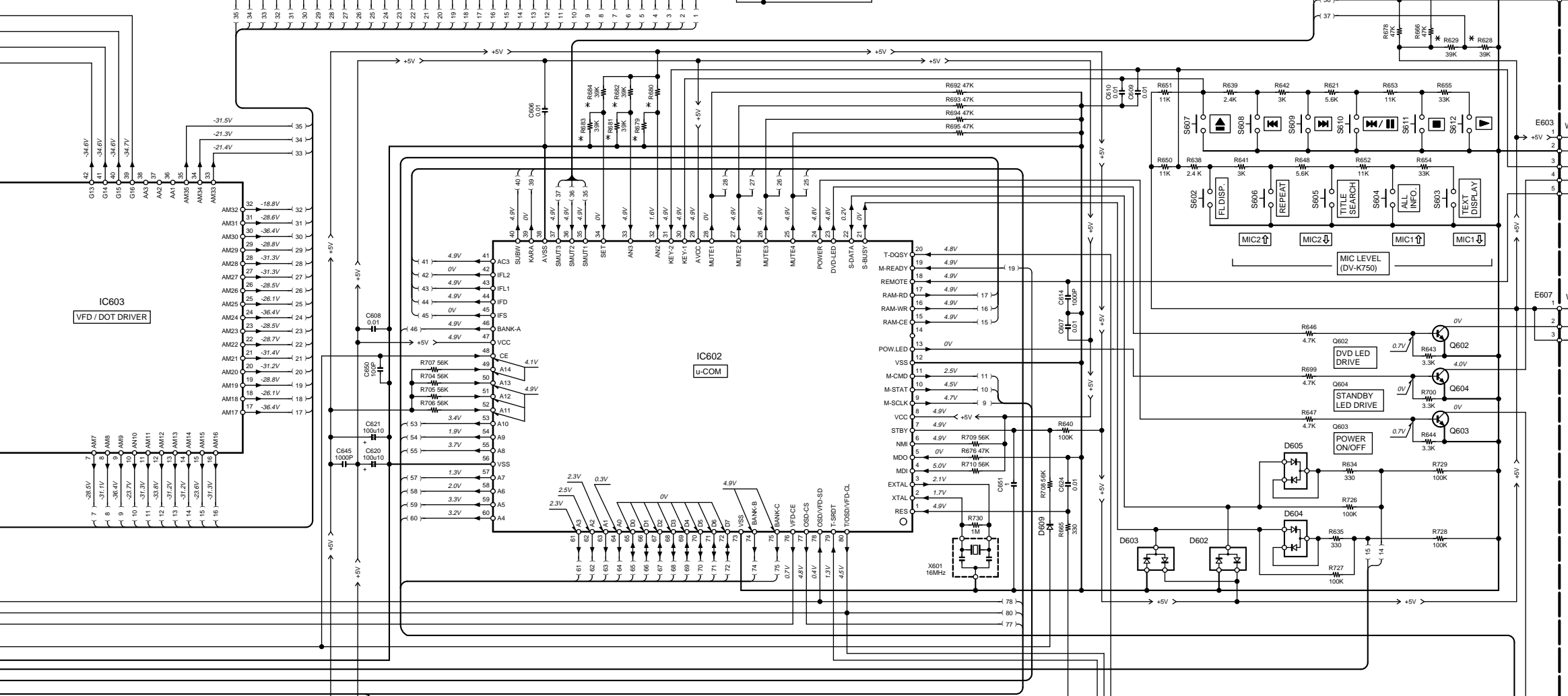
DV-S700 (X25-603X-XX)														
DESTINATION	COUNTRY	ABB.	UNIT No.	F1	F3-5	R628	R629	R679	R680	R681	R682	R683	R684	C628
U.S.A.	K	0-10	1.6A 125V	1A 125V		YES	NO	24K	12K	NO	YES			YES
GENERAL MARKET	M2	0-22						27K	5.6K	YES	NO			
U.K.	T	0-23	T500mA L250V	T800mA L250V		NO	YES	5.6K	27K	NO	YES			NO
EUROPE	E	0-51						20K	20K	NO	YES			NO

DV-K750 (X25-603X-XX)														
DESTINATION	COUNTRY	ABB.	UNIT No.	F1	F3-5	R628	R629	R679	R680	R681	R682	R683	R684	C628
GENERAL MARKET	M	0-21	T500mA L250V	T800mA 250V		NO	YES	12K	24K	NO	YES			NO
CHINA	C	3-01								YES	NO			NO





IC501 : PQ30RV11	Q501.504 : DTC124EUA	D501.503 : 1B4B41	
IC502 : SI-8050S	Q502 : 2SD2061	D502 : RBV-402LFA	
IC503 : LM2940CT-12	Q503 : 2SB1370	D504.515.516 : S5688B(TPB5)	
IC504 : PQ20VZ11	Q505.506 : 2SC2003(LK)	D505.510 : DAN202U	
IC506 : NJM4568M	Q507 : 2SB1548	D506.511.523 : UD25.1B	
IC601 : S-80740AL-A4	Q601-604 : 2SC4081(R,S)	D507 : RK46LF-J4	
IC602 : HD643397A48F	ED601 : 16-ST-20GK	D512.513 : UD22.7B	
IC603 : LC75712E		D517 : UD26.8B	
IC604 : LC89170M		D518.607.608 : MA113	
IC605 : HM62256LFP-8T	A601 : W02-2571-05	D519.520 : UD213B	
IC606 : TC7SHU04FU		D521.610 : UD25.6B	
IC607 : TC74HC14AF		D522 : UD23.3B	
		D601-606.613-617 : DA204U	
		D609 : MA111	
		D611 : B30-2526-05	
		D612 : B30-2513-05	



CAUTION: For continued safety, replace safety critical components only with manufacturer's recommended parts (refer to parts list). * indicates safety critical components. For continued protection against risk of fire, replace only with same type and rating fuse(s). To reduce the risk of electric shock, leakage-current or resistance measurements shall be carried out (exposed parts are acceptably insulated from the supply circuit) before the appliance is returned to the customer.

The DC voltage is an actual reading measured with a high impedance type voltmeter. The measurement value may vary depending on the measuring instruments used or on the product. Refer to the voltage during PLAY unless otherwise specified; The value shown in () is the voltage measured at the moment of STOP.

DV-S700(K) (2/2)
DV-K750(M) (2/2)

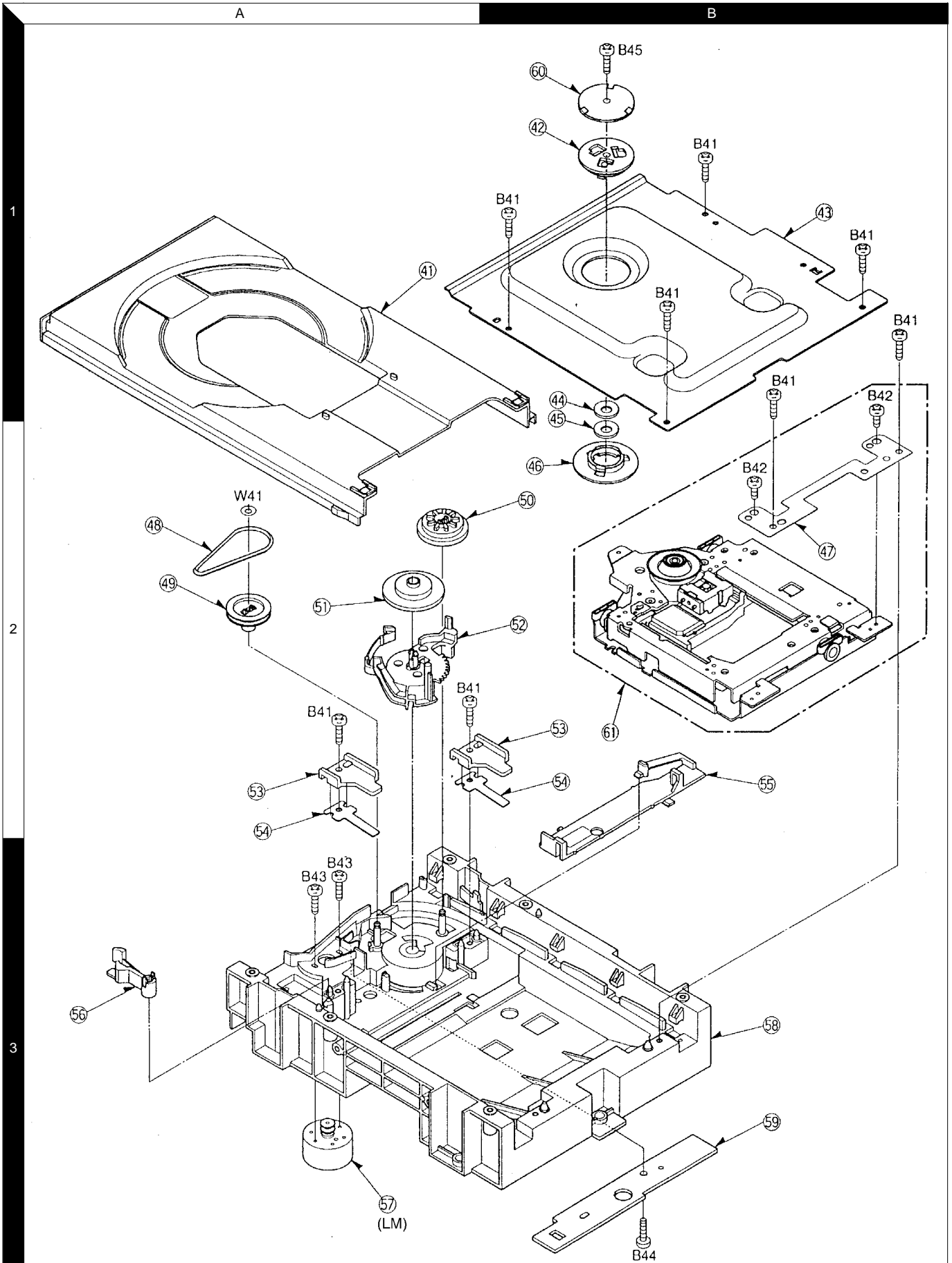
DV-K750/S700

Y22-7430-10

KENWOOD

DV-K750/S700

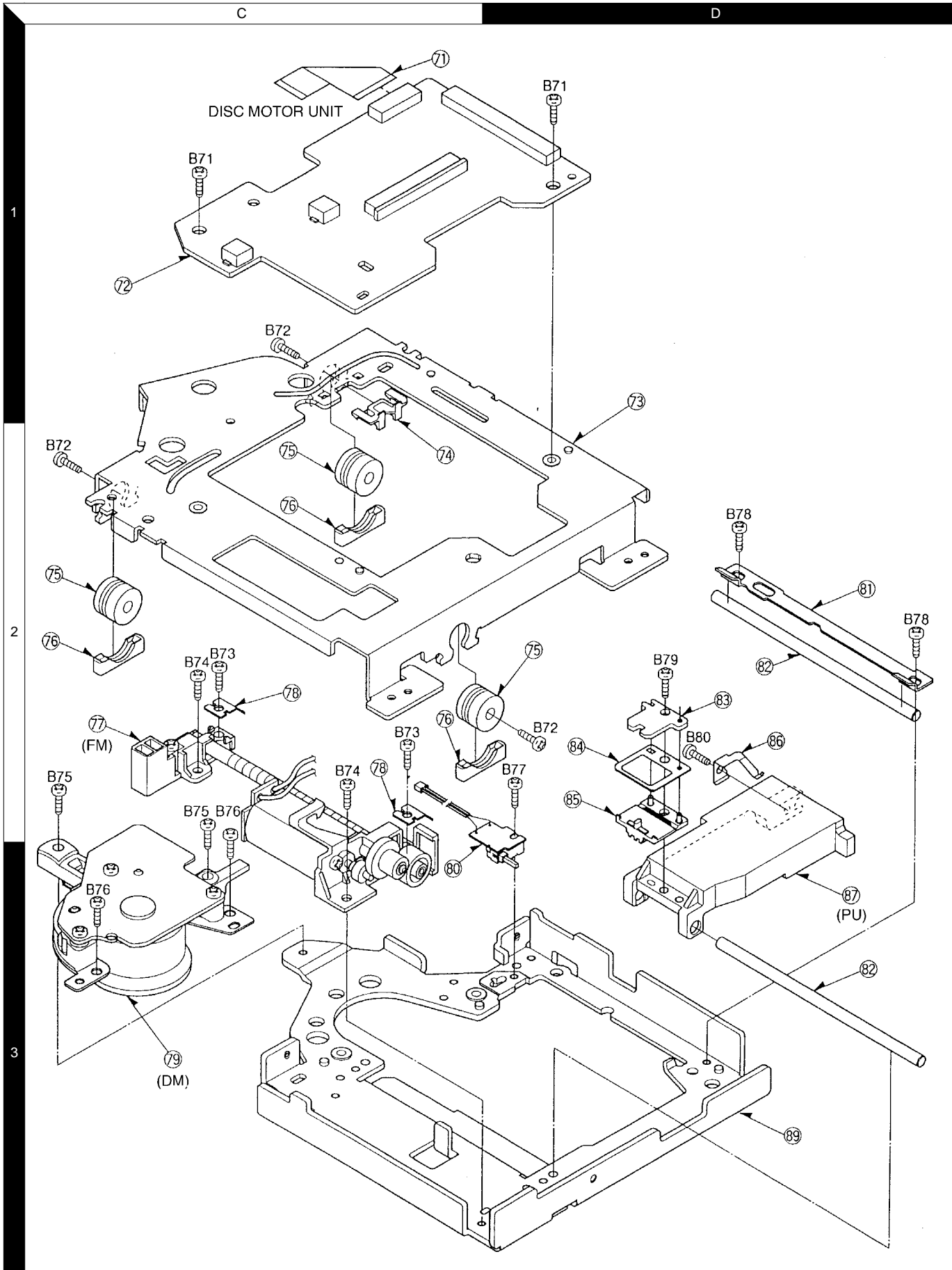
EXPLODED VIEW (MECHANISM:1)



Parts with exploded view numbers larger than 700 are not supplied.

DV-K750/S700

EXPLODED VIEW (MECHANISM:2)



Parts with exploded view numbers larger than 700 are not supplied.

* New Parts
Parts without **Parts No.** are not supplied.
Les articles non mentionnés dans le **Parts No.** ne sont pas fournis.
Teile ohne **Parts No.** werden nicht geliefert.

①

Ref. No	Add-ress	New Parts	Parts No.	Description	Desti-nation	Re-marks
DV-K750(M1,C) / DV-S700 (M2: REGION4, M3: REGION5)						
601	1E	*	A01-3539-01	METALLIC CABINET		
602	1E	*	A09-0362-08	BATTERY COVER		
605	2E	*	A21-3627-12	DRESSING PANEL		
607	2E	*	A21-3643-03	DRESSING PANEL,KENWOOD	M3TE	
607	2E	*	A21-3643-03	DRESSING PANEL,KENWOOD	KYM2	
607	2E	*	A21-3650-03	DRESSING PANEL	M1C	
608	2E	*	A21-3644-03	DRESSING PANEL,DISPLAY	KYM2	
608	2E	*	A21-3644-03	DRESSING PANEL,DISPLAY	M3TE	
608	2E	*	A21-3651-03	DRESSING PANEL	M1C	
609	2E	*	A21-3645-03	DRESSING PANEL	KYM2	
609	2E	*	A21-3645-03	DRESSING PANEL	M3TE	
609	2E	*	A21-3652-03	DRESSING PANEL	M1C	
611	2E	*	A60-1314-11	PANEL	KY	
611	2E	*	A60-1315-11	PANEL	M1	
611	2E	*	A60-1316-11	PANEL	M2M3TE	
611	2E	*	A60-1397-01	PANEL	C	
612	1E	*	A70-1192-05	REMOTE CONT ASSY(RC-D0701)	KY	
612	1E	*	A70-1193-05	REMOTE CONT ASSY(RC-D0702)	M1C	
612	1E	*	A70-1198-05	REMOTE CONT ASSY(RC-D0700)	M2M3TE	
615	2E	*	B10-2386-12	FRONT GLASS		
616	2E	*	B12-0311-04	INDICATOR POWER		
617	2E	*	B12-0329-04	INDICATOR REMOCON		
618	2E	*	B12-0332-04	INDICATOR DVD LOGO		
-	-	-	B46-0197-00	QUESTIONNAIRE CARD	K	
-	-	-	B46-0310-03	WARRANTY CARD	TE	
-	-	-	B46-0319-00	QUESTIONNAIRE CARD	T	
-	-	-	B46-0326-03	WARRANTY CARD	C	
-	-	-	B46-0328-03	WARRANTY CARD	Y	
-	-	-	B46-0336-03	WARRANTY CARD	K	
-	-	-	B58-0513-04	CAUTION CARD (PRESET220-240)	Y	
-	-	-	B58-0945-03	CAUTION CARD	T	
-	-	-	B58-0964-13	CAUTION CARD	Y	
-	-	-	B58-0965-13	CAUTION CARD	T	
-	-	-	B58-0966-13	CAUTION CARD	E	
-	-	-	B58-0966-13	CAUTION CARD	M1M2M3	
-	-	-	B58-0967-03	CAUTION CARD	K	
-	-	-	B58-1546-03	CAUTION CARD	C	
-	-	-	B58-1599-03	CAUTION CARD	C	
-	-	-	B59-1104-00	SERVICE DIRECTORY	Y	
-	-	*	B60-3659-00	INSTRUCTION MANUAL(ENG)	KY	
-	-	*	B60-3660-00	INSTRUCTION MANUAL(FRN)	K	
-	-	*	B60-3661-00	INSTRUCTION MANUAL(GEN)	E	
-	-	*	B60-3662-00	INSTRUCTION MANUAL(NTH)	E	
-	-	*	B60-3663-00	INSTRUCTION MANUAL(ITL)	E	
-	-	*	B60-3664-00	INSTRUCTION MANUAL(SPN)	M2E	
-	-	*	B60-3665-00	INSTRUCTION MANUAL(TWN)	M1	
-	-	*	B60-3666-00	INSTRUCTION MANUAL(CHN)	C	
-	-	*	B60-3682-00	INSTRUCTION MANUAL(ENG+6CH)	CTE	
-	-	*	B60-3682-00	INSTRUCTION MANUAL(ENG+6CH)	M1M2M3	
-	-	*	B60-3683-00	INSTRUCTION MANUAL(FRN+6CH)	E	
620	1F	*	D21-1820-23	EXTENSION SHAFT		
621	1F	*	D40-1580-05	MECHANISM ASSY		

L : Scandinavia
Y : PX(Far East, Hawaii)
Y : AAFES(Europe)
Q : Russia
K : USA
T : Europe
X : Australia
H : Korea
P : Canada
E : Europe
I : Malaysia
M : Other Areas
R : Mexico
G : Germany
V : China (Shanghai)
M2 : REGION4
C : China
M3 : REGION5
Δ indicates safety critical components.

* New Parts
Parts without **Parts No.** are not supplied.
Les articles non mentionnés dans le **Parts No.** ne sont pas fournis.
Teile ohne **Parts No.** werden nicht geliefert.

②

Ref. No	Add-ress	New Parts	Parts No.	Description	Desti-nation	Re-marks
Δ 625	1E	*	E03-0115-05	AC PLUG ADAPTER	M1M2M3	
626	1E	*	E30-0505-05	AUDIO CORD AUDIO		
627	1E	*	E30-1427-05	AUDIO CORD VIDEO		
628	1E	*	E30-2365-05	CORD WITH PLUG.DIGITAL		
Δ 629	1G	*	E30-2592-15	AC POWER CORD	E	
Δ 629	1G	*	E30-2592-15	AC POWER CORD	M1M2M3	
Δ 629	1G	*	E30-2605-05	AC POWER CORD	Y	
Δ 629	1G	*	E30-2650-05	AC POWER CORD	K	
Δ 629	1G	*	E30-2721-05	AC POWER CORD	T	
Δ 629	1G	*	E30-2867-05	AC POWER CORD	C	
630	1E	*	E30-2733-05	CORD WITH PLUG,SYNCHRO		
631	1F	*	E35-2051-05	FLAT CABLE 35P		
632	1F	*	E35-2054-05	FLAT CABLE 5P		
633	1F,3G	*	E35-2109-05	FLAT CABLE 25P		
634	1G	*	E35-2110-05	FLAT CABLE 30P		
635	2F,2G	*	E35-2111-05	FLAT CABLE 11P		
-	-	*	H10-7428-02	POLYSTYRENE FOAMED FIXTURE		
-	-	*	H10-7429-02	POLYSTYRENE FOAMED FIXTURE		
-	-	*	H12-2384-04	PACKING FIXTURE	T	
-	-	*	H20-0568-04	PROTECTION COVER	C	
-	-	*	H20-0568-04	PROTECTION COVER	M1M2M3	
-	-	*	H25-0232-04	PROTECTION BAG (235X350X0.03)	KYM1	
-	-	*	H25-0232-04	PROTECTION BAG (235X350X0.03)	M2M3CE	
-	-	*	H25-0651-04	PROTECTION BAG	T	
-	-	*	H25-0661-04	PROTECTION BAG	E	
-	-	*	H25-0661-04	PROTECTION BAG	KYT	
-	-	*	H50-2761-14	ITEM CARTON CASE	KYM2	
-	-	*	H50-2761-14	ITEM CARTON CASE	M3E	
-	-	*	H50-2762-14	ITEM CARTON CASE	M1	
-	-	*	H50-2763-14	ITEM CARTON CASE	C	
-	-	*	H50-2764-14	ITEM CARTON CASE	T	
646	2G	*	J02-1188-13	FOOT		
648	1G	*	J19-3325-05	UNIT HOLDER		
650	2G	*	J19-3703-14	UNIT HOLDER		
651	2G	*	J19-3721-14	UNIT HOLDER		
653	2E	*	J21-3326-05	JACK MOUNTING HARDWARE	M1C	
654	2E	*	J21-6480-04	MOUNTING HARDWARE		
Δ 656	1G	*	J42-0083-05	POWER CORD BUSHING		
656	1G	*	J61-0101-05	WIRE BAND		
-	-	*	J19-3327-05	UNIT HOLDER	KCTE	
-	-	*	J61-0307-05	WIRE BAND		
658	2E	*	K29-6677-03	KNOB DISPLAY		
659	2E	*	K29-6679-03	KNOB OPEN/CLOSE		
660	2E	*	K29-6835-12	KNOB PLAY/STOP		
661	2E	*	K29-6945-04	KNOB JOG		
662	2E	*	K27-2249-04	KNOB (BUTTON)		
Δ 665	1F	*	L07-2467-05	POWER TRANSFORMER	K	
Δ 665	1F	*	L07-2468-05	POWER TRANSFORMER	M3	
Δ 665	1F	*	L07-2468-05	POWER TRANSFORMER	YM1M2	
Δ 665	1F	*	L07-2469-05	POWER TRANSFORMER	CTE	
-	-	*	L92-0069-05	FERRITE CORE (MIC LINE)	M1C	
669	2G	*	W02-2626-05	ELECTRIC CIRCUIT MODULE		

L : Scandinavia
Y : PX(Far East, Hawaii)
Y : AAFES(Europe)
Q : Russia
K : USA
T : Europe
X : Australia
H : Korea
P : Canada
E : Europe
I : Malaysia
M : Other Areas
R : Mexico
G : Germany
V : China (Shanghai)
M2 : REGION4
C : China
M3 : REGION5
Δ indicates safety critical components.

* New Parts
 Parts without **Parts No.** are not supplied.
 Les articles non mentionnés dans le **Parts No.** ne sont pas fournis.
 Teile ohne **Parts No.** werden nicht geliefert.

3

Ref. No	Add-ress	New Parts	Parts No.	Description	Desti-nation	Re-marks
ELECTRIC (X25-6030-10)						
D611 D612		*	B30-2526-05 B30-2513-05	LED(BLUE) LED(RED-635NM,3)		
C1 C3 ,4 C5 C7 ,8			CE04KW1A102M CK73FB1E104K CE04KW1A102M CE04KW1A102M CK73FB1E104K	ELECTRO CHIP C ELECTRO ELECTRO CHIP C	1000UF 0.10UF 1000UF 1000UF 0.10UF	10WV K 10WV 10WV K
C11 ,12 C13 -16 C17 ,18 C19 -22 C23 ,24			CK73FB1E104K CK73FB1H222K CK73FB1H122K CC73FSL1H681J CE04KW1V220M	CHIP C CHIP C CHIP C CHIP C ELECTRO	0.10UF 2200PF 1200PF 680PF 22UF	K K K J 35WV
C25 C26 C27 ,28 C27 ,28 C29 ,30			CK73FB1H103K CK73FB1H102K CC73FSL1H121J CK73FSL1H121J CE04KW1C221M	CHIP C CHIP C CHIP C CHIP C ELECTRO	0.010UF 1000PF 120PF 120PF 220UF	K K J J 16WV
C29 ,30 C31 C31 C32 C32			CE04KW1C221M CK73FB1H103K CK73FB1H103K CK73FB1H102K CK73FB1H102K	ELECTRO CHIP C CHIP C CHIP C CHIP C	220UF 0.010UF 0.010UF 1000PF 1000PF	16WV K K K K
C33 ,34 C33 ,34 C35 -38 C35 -38 C39 ,40			CC73FSL1H471J CC73FSL1H471J CK73FB1H222K CK73FB1H222K CK73FB1H122K	CHIP C CHIP C CHIP C CHIP C CHIP C	470PF 470PF 2200PF 2200PF 1200PF	J J K K K
C39 ,40 C41 ,42 C41 ,42 C45 ,46 C45 ,46			CK73FB1H122K CC73FSL1H681J CC73FSL1H681J CC73FSL1H681J CC73FSL1H681J	CHIP C CHIP C CHIP C CHIP C CHIP C	1200PF 680PF 680PF 680PF 680PF	K J J J J
C47 C47 C48 C48 C49 -52			CK73FB1H103K CK73FB1H103K CK73FB1H102K CK73FB1H102K CK73FB1E473KTA	CHIP C CHIP C CHIP C CHIP C CHIP C	0.010UF 0.010UF 1000PF 1000PF 0.047UF	K K K K K
C49 -52 C53 ,54 C53 ,54 C55 C55			CK73FB1E473KTA CE04KW1C221M CE04KW1C221M CK73FB1H103K CK73FB1H103K	CHIP C ELECTRO ELECTRO CHIP C CHIP C	0.047UF 220UF 220UF 0.010UF 0.010UF	K 16WV 16WV K K
C56 C56 C57 ,58 C57 ,58 C59 -62			CK73FB1H102K CK73FB1H102K CC73FSL1H471J CC73FSL1H471J CK73FB1H222K	CHIP C CHIP C CHIP C CHIP C CHIP C	1000PF 1000PF 470PF 470PF 2200PF	K K J J K
C59 -62 C63 ,64 C63 ,64 C65 -68 C65 -68			CK73FB1H222K CK73FB1H122K CK73FB1H122K CC73FSL1H681J CC73FSL1H681J	CHIP C CHIP C CHIP C CHIP C CHIP C	2200PF 1200PF 1200PF 680PF 680PF	K K K J J
C71			CC73FSL1H121J	CHIP C	120PF	J

L : Scandinavia K : USA P : Canada R : Mexico M2 : REGION4 M3 : REGION5
 Y : PX(Far East, Hawaii) T : Europe E : Europe G : Germany C : China
 Y : AAFES(Europe) X : Australia I : Malaysia V : China (Shanghai)
 Q : Russia H : Korea M : Other Areas
 ▲ indicates safety critical components.

* New Parts
 Parts without **Parts No.** are not supplied.
 Les articles non mentionnés dans le **Parts No.** ne sont pas fournis.
 Teile ohne **Parts No.** werden nicht geliefert.

4

Ref. No	Add-ress	New Parts	Parts No.	Description	Desti-nation	Re-marks
C71 C72 C72 C73 C73			CC73FSL1H121J CC73FSL1H100D CC73FSL1H100D CC73FSL1H121J CC73FSL1H121J	CHIP C CHIP C CHIP C CHIP C CHIP C	120PF 10PF 10PF 120PF 120PF	J D D J J
C74 C74 C75 C75 C76			CC73FSL1H100D CC73FSL1H100D CK73FB1H103K CK73FB1H103K CK73FB1H102K	CHIP C CHIP C CHIP C CHIP C CHIP C	10PF 10PF 0.010UF 0.010UF 1000PF	D D K K K
C76 C77 C77 C78 C78			CK73FB1H102K CK73FB1H103K CK73FB1H103K CK73FB1H102K CK73FB1H102K	CHIP C CHIP C CHIP C CHIP C CHIP C	1000PF 0.010UF 0.010UF 1000PF 1000PF	K K K K K
C79 C80 C82 C83 ,84 C87			CK73FB1A105K CK73FB1H102K CK73FB1H102K CK73FB1A105K CE04KW1A102M	CHIP C CHIP C CHIP C CHIP C ELECTRO	1.0UF 1000PF 1000PF 1.0UF 1000UF	K K K K 10WV
C89 C89 C90 C90 C91			CK73FB1H473K CK73FB1H473K CK73FB1E823K CK73FB1E823K CK73FB1H103K	CHIP C CHIP C CHIP C CHIP C CHIP C	0.047UF 0.047UF 0.082UF 0.082UF 0.010UF	K K K K K
C91 C92 C92 C93 C93			CK73FB1H103K CK73FB1H102K CK73FB1H102K CK73FB1C224K CK73FB1C224K	CHIP C CHIP C CHIP C CHIP C CHIP C	0.010UF 1000PF 1000PF 0.22UF 0.22UF	K K K K K
C94 C94 C95 C95 C95 ,97			CK73FB1C474K CK73FB1C474K CE04KW1C100M CE04KW1C100M CK73FB1E473KTA	CHIP C CHIP C ELECTRO ELECTRO CHIP C	0.47UF 0.47UF 10UF 10UF 0.047UF	K K 16WV 16WV K
C96 ,97 C98 C98 C99 C99			CK73FB1E473KTA CE04KW1C221M CE04KW1C221M CK73FB1H103K CK73FB1H103K	CHIP C ELECTRO ELECTRO CHIP C CHIP C	0.047UF 220UF 220UF 0.010UF 0.010UF	K 16WV 16WV K K
C100 C100 C103 C103 C104			CK73FB1H102K CK73FB1H102K CC73FSL1H391J CC73FSL1H391J CE04KW1C221M	CHIP C CHIP C CHIP C CHIP C ELECTRO	1000PF 1000PF 390PF 390PF 220UF	K K J J 16WV
C104 C105 C105 C105 C106 C106			CE04KW1C221M CK73FB1H103K CK73FB1H103K CK73FB1H102K CK73FB1H102K	ELECTRO CHIP C CHIP C CHIP C CHIP C	220UF 0.010UF 0.010UF 1000PF 1000PF	16WV K K K K
C107,108 C107,108 C109 C110 C111,112			CC73FSL1H471J CC73FSL1H471J CK73FB1H103K CK73FB1H102K CC73FSL1H121J	CHIP C CHIP C CHIP C CHIP C CHIP C	470PF 470PF 0.010UF 1000PF 120PF	J J K K J

L : Scandinavia K : USA P : Canada R : Mexico M2 : REGION4 M3 : REGION5
 Y : PX(Far East, Hawaii) T : Europe E : Europe G : Germany C : China
 Y : AAFES(Europe) X : Australia I : Malaysia V : China (Shanghai)
 Q : Russia H : Korea M : Other Areas
 ▲ indicates safety critical components.

PARTS LIST

DV-K750/S700

* New Parts
Parts without **Parts No.** are not supplied.
Les articles non mentionnés dans le **Parts No.** ne sont pas fournis.
Teile ohne **Parts No.** werden nicht geliefert.

5

Ref. No	Add-ress	New Parts	Parts No.	Description	Desti-nation	Re-marks
C113,114			CE04KW1C221M	ELECTRO 220UF 16WV		
C121			CK73FB1H103K	CHIP C 0.010UF K	M1C	
C122			CK73FB1H102K	CHIP C 1000PF K	M1C	
C123,124			CC73FSL1H121J	CHIP C 120PF J	M1C	
C127			CK73FB1H103K	CHIP C 0.010UF K	M1C	
C128			CK73FB1H102K	CHIP C 1000PF K	M1C	
C129,130			CC73FSL1H471J	CHIP C 470PF J		
C131			CK73FB1H102K	CHIP C 1000PF K		
C132-135			CK73FB1H102K	CHIP C 1000PF K	CTE	
C132-135			CK73FB1H102K	CHIP C 1000PF K	M1M2M3	
C136-138			CK73FB1E104K	CHIP C 0.10UF K		
C139			CE04KW1A101M	ELECTRO 100UF 10WV		
C140			CK73FB1H103K	CHIP C 0.010UF K		
C141			CE04KW1A101M	ELECTRO 100UF 10WV		
C142			CK73FB1H103K	CHIP C 0.010UF K		
C143			CK73FB1H102K	CHIP C 1000PF K		
C144-151			CC73FSL1H220J	CHIP C 22PF J		
C152			CK73FB1H103K	CHIP C 0.010UF K		
C153-156			CK73FB1E104K	CHIP C 0.10UF K	M1C	
C157,158			CC73FSL1H470J	CHIP C 47PF J	M1C	
C159,160			CK73FB1E104K	CHIP C 0.10UF K	M1C	
C161,162			CE04KW1E470M	ELECTRO 47UF 25WV	M1C	
C163			CE04KW1H010M	ELECTRO 1.0UF 50WV	M1C	
C164			CK73FB1H222K	CHIP C 2200PF K	M1C	
C165,166			CK73FB1H561K	CHIP C 560PF K	M1C	
C167			CC73FSL1H101J	CHIP C 100PF J	M1C	
C168			CK73FB1H561K	CHIP C 560PF K	M1C	
C169			CC73FSL1H101J	CHIP C 100PF J	M1C	
C170			CE04KW1A101M	ELECTRO 100UF 10WV		
C171			CK73FB1H103K	CHIP C 0.010UF K	M1C	
C172-174			CE04KW1V4R7M	ELECTRO 4.7UF 35WV	M1C	
C175,176			CK73FB1H103K	CHIP C 0.010UF K	M1C	
C178			CK73FB1H103K	CHIP C 0.010UF K	M1C	
C179-183			CC73FSL1H220J	CHIP C 22PF J	M1C	
C184,185			CK73FB1H103K	CHIP C 0.010UF K	M1C	
C186,187			CC73FSL1H221J	CHIP C 220PF J		
C188			CK73FB1H103K	CHIP C 0.010UF K		
C189,190			CK73FB1E104K	CHIP C 0.10UF K	M1C	
C191,192			CC73FSL1H121J	CHIP C 120PF J	M1C	
C193,194			CK73FB1E104K	CHIP C 0.10UF K	M1C	
C195,196			CE04KW1C470M	ELECTRO 47UF 16WV	M1C	
C197			CK73FB1H103K	CHIP C 0.010UF K	M1C	
C198,199			CE04KW1C100M	ELECTRO 10UF 16WV	M1C	
C200-203			CK73FB1E104K	CHIP C 0.10UF K		
C204,205			CC73FSL1H101J	CHIP C 100PF J		
C206			CC73FSL1H151J	CHIP C 150PF J		
C207,208			CK73FB1H333K	CHIP C 0.033UF K	M1C	
C209			CK73FB1H103K	CHIP C 0.010UF K	CTE	
C209			CK73FB1H103K	CHIP C 0.010UF K	M1M2M3	
C210			CK73FB1H103K	CHIP C 0.010UF K		
C211,212			CC73FSL1H100D	CHIP C 10PF D	CTE	
C211,212			CC73FSL1H100D	CHIP C 10PF D	M1M2M3	
C213-215			CC73FSL1H220J	CHIP C 22PF J		
C219,220			CE04KW1H010M	ELECTRO 1.0UF 50WV	M1C	
C221			CK73FB1H822K	CHIP C 8200PF K	CTE	
C221			CK73FB1H822K	CHIP C 8200PF K	M1M2M3	

L : Scandinavia K : USA P : Canada R : Mexico M2 : REGION4 M3 : REGION5
Y : PX(Far East, Hawaii) T : Europe E : Europe G : Germany C : China
Y : AAFES(Europe) X : Australia I : Malaysia V : China (Shanghai)
Q : Russia H : Korea M : Other Areas Δ indicates safety critical components.

* New Parts
Parts without **Parts No.** are not supplied.
Les articles non mentionnés dans le **Parts No.** ne sont pas fournis.
Teile ohne **Parts No.** werden nicht geliefert.

6

Ref. No	Add-ress	New Parts	Parts No.	Description	Desti-nation	Re-marks
C222			CK73FB1H103K	CHIP C 0.010UF K	M1C	
C223			CK73FB1H102K	CHIP C 1000PF K	M1C	
C224-229			CC73FSL1H101J	CHIP C 100PF J	M1C	
C230			CK73FB1E104K	CHIP C 0.10UF K	M1C	
C231-234			CC73FSL1H101J	CHIP C 100PF J	M1C	
C237			CE04KW1V330M	ELECTRO 33UF 35WV	M1C	
C238			CC73FSL1H101J	CHIP C 100PF J	CTE	
C238			CC73FSL1H101J	CHIP C 100PF J	M1M2M3	
C239-244			CC73FSL1H101J	CHIP C 100PF J		
C245			CC73FSL1H101J	CHIP C 100PF J	CTE	
C245			CC73FSL1H101J	CHIP C 100PF J		
C246			CC73FSL1H681J	CHIP C 680PF J	M1M2M3	
C247-250			CC73FSL1H101J	CHIP C 100PF J		
C247-250			CC73FSL1H101J	CHIP C 100PF J	CTE	
C251			CC73FSL1H470J	CHIP C 47PF J	M1M2M3	
C251			CC73FSL1H470J	CHIP C 47PF J	KY	
C301			CC73FSL1H070D	CHIP C 7.0PF D		
C302			CC73FSL1H220J	CHIP C 22PF J		
C303			CC73FSL1H390J	CHIP C 39PF J		
C304			CC73FSL1H050C	CHIP C 5.0PF C		
C305			CE04KW1A101M	ELECTRO 100UF 10WV		
C306			CE04KW1C100M	ELECTRO 10UF 16WV		
C307,308			CK73FB1H103K	CHIP C 0.010UF K		
C309			CC73FSL1H100D	CHIP C 10PF D		
C310			CC73FSL1H470J	CHIP C 47PF J		
C311			CC73FSL1H680J	CHIP C 68PF J		
C312			CC73FSL1H050C	CHIP C 5.0PF C		
C313			CK73FB1E104K	CHIP C 0.10UF K		
C314			CE04KW1C100M	ELECTRO 10UF 16WV		
C315,316			CK73FB1H103K	CHIP C 0.010UF K		
C317			CE04KW1C100M	ELECTRO 10UF 16WV		
C318			CK73FB1H103K	CHIP C 0.010UF K		
C319			CC73FCH1H330J	CHIP C 33PF J		
C320			CC73FCH1H220J	CHIP C 22PF J		
C321			CC73FCH1H390J	CHIP C 39PF J		
C322			CC73FCH1H270J	CHIP C 27PF J		
C323			CE04KW1A101M	ELECTRO 100UF 10WV		
C324			CE04KW1H010M	ELECTRO 1.0UF 50WV		
C325			CK73FB1H103K	CHIP C 0.010UF K		
C326,327			CE04KW1C100M	ELECTRO 10UF 16WV		
C329			CE04KW1A471M	ELECTRO 470UF 10WV		
C330			CE04HW1H010M	NP-ELEC 1.0UF 50WV		
C331,332			CC73FSL1H470J	CHIP C 47PF J		
C333			CK73FB1H103K	CHIP C 0.010UF K		
C334			CE04KW1C470M	ELECTRO 47UF 16WV		
C335			CE04KW1C100M	ELECTRO 10UF 16WV		
C337			CE04KW1A471M	ELECTRO 470UF 10WV		
C338			CC73FSL1H470J	CHIP C 47PF J		
C340			CE04KW1C470M	ELECTRO 47UF 16WV		
C341			CK73FB1H103K	CHIP C 0.010UF K		
C342,343			CK73FB1E104K	CHIP C 0.10UF K		
C344			CE04KW1C100M	ELECTRO 10UF 16WV		
C345			CK73FB1H103K	CHIP C 0.010UF K		
C346			CK73FB1E104K	CHIP C 0.10UF K		
C350,351			CC73FSL1H470J	CHIP C 47PF J		
C352-354			CC73FSL1H101J	CHIP C 100PF J		
C355			CK73FB1H103K	CHIP C 0.010UF K		

L : Scandinavia K : USA P : Canada R : Mexico M2 : REGION4 M3 : REGION5
Y : PX(Far East, Hawaii) T : Europe E : Europe G : Germany C : China
Y : AAFES(Europe) X : Australia I : Malaysia V : China (Shanghai)
Q : Russia H : Korea M : Other Areas Δ indicates safety critical components.

* New Parts
 Parts without **Parts No.** are not supplied.
 Les articles non mentionnés dans le **Parts No.** ne sont pas fournis.
 Teile ohne **Parts No.** werden nicht geliefert.

7

Ref. No	Add-ress	New Parts	Parts No.	Description	Desti-nation	Re-marks
C356-359			CK73FB1H102K	CHIP C 1000PF K		
C360,361			CC73FCH1H100D	CHIP C 10PF D		
C501-503			C91-1488-05	MF 6800PF 250VAC		
C504			CK73FB1H103K	CHIP C 0.010UF K		
C505			CQ93FMG1H104J	MYLAR 0.10UF J		
C506,507			CQ93FMG1H103J	MYLAR 0.010UF J		
C508			CQ93FMG1H104J	MYLAR 0.10UF J		
C509			CK73FB1H222K	CHIP C 2200PF K		
C510			CQ93FMG1H104J	MYLAR 0.10UF J		
C511,512			CQ93FMG1H823J	MYLAR 0.082UF J		
C513,514			CC45FSL1H101J	CERAMIC 100PF J		
C515			CK73FB1H103K	CHIP C 0.010UF K		
C516			CC45FSL1H101J	CERAMIC 100PF J		
C517,518			CQ93FMG1H103J	MYLAR 0.010UF J		
C519,520			CC45FSL1H101J	CERAMIC 100PF J		
C521			CK73FB1H103K	CHIP C 0.010UF K		
C522			CC45FSL1H101J	CERAMIC 100PF J		
C523			CQ93FMG1H103J	MYLAR 0.010UF J		
C524,525			CK73FB1H103K	CHIP C 0.010UF K		
C526			CQ93FMG1H103J	MYLAR 0.010UF J		
C551			CE04DW1J101M	ELECTRO 100UF 63WV		
C552			CE04KW1H100M	ELECTRO 10UF 50WV		
C553			CE04KW1C332M	ELECTRO 3300UF 16WV		
C554,555			CE04KW1V332M	ELECTRO 3300UF 35WV		
C556			CE04KW1H4R7M	ELECTRO 4.7UF 50WV		
C557			CE04KW1C222M	ELECTRO 2200UF 16WV		
C558			CE04KW0J222M	ELECTRO 2200UF 6.3WV		
C559			CE04KW0J331M	ELECTRO 330UF 6.3WV		
C560,561			CE04KW1C101M	ELECTRO 100UF 16WV		
C562,563			CE04KW1V332M	ELECTRO 3300UF 35WV		
C564,565			CE04KW1C102M	ELECTRO 1000UF 16WV		
C566			CE04KW1H100M	ELECTRO 10UF 50WV		
C567			CE04KW1V330M	ELECTRO 33UF 35WV		
C601			CK73FB1H103K	CHIP C 0.010UF K		
C602			CC73FCH1H330J	CHIP C 33PF J		
C603-610			CK73FB1H103K	CHIP C 0.010UF K		
C611-613			CK73EB1H104K	CHIP C 0.10UF K		
C614			CK73FB1H102K	CHIP C 1000PF K		
C615			C90-3253-05	ELECTRO 1.0UF 50WV		
C616			CE04KW1H010M	ELECTRO 1.0UF 50WV		
C617			CK73FB1A105K	CHIP C 1.0UF K		
C618			CE04KW1A101M	ELECTRO 100UF 10WV		
C619			C90-3258-05	ELECTRO 10UF 50WV		
C620			C90-3222-05	ELECTRO 100UF 10WV		
C621			CE04KW1A101M	ELECTRO 100UF 10WV		
C622			CE04KW1C101M	ELECTRO 100UF 16WV		
C623			C90-1827-05	ELECTRO 0.047F 5.5WV		
C624			CK73FB1H103K	CHIP C 0.010UF K		
C625			CK73FB1H102K	CHIP C 1000PF K		
C626,627			CK73FB1H103K	CHIP C 0.010UF K		
C628			CK73FB1H103K	CHIP C 0.010UF K	CTE	
C628			CK73FB1H103K	CHIP C 0.010UF K	M1M2M3	
C629-644			CK73FSL1H101J	CHIP C 100PF J		
C645			CK73FB1H102K	CHIP C 1000PF K		
C646-648			CC73FSL1H101J	CHIP C 100PF J		
C649			CK73EB1H104K	CHIP C 0.10UF K		

L : Scandinavia K : USA P : Canada R : Mexico M2 : REGION4 M3 : REGION5
 Y : PX(Far East, Hawaii) T : Europe E : Europe G : Germany C : China
 Y : AAFES(Europe) X : Australia I : Malaysia V : China (Shanghai)
 Q : Russia H : Korea M : Other Areas Δ indicates safety critical components.

* New Parts
 Parts without **Parts No.** are not supplied.
 Les articles non mentionnés dans le **Parts No.** ne sont pas fournis.
 Teile ohne **Parts No.** werden nicht geliefert.

8

Ref. No	Add-ress	New Parts	Parts No.	Description	Desti-nation	Re-marks
C650			CC73FSL1H101J	CHIP C 100PF J		
C651			CK73FB1A105K	CHIP C 1.0UF K		
C652			CK73FB1H103K	CHIP C 0.010UF K		
CN2		*	E40-8200-05	FLAT CABLE CONNECTOR		
CN3		*	E40-4912-05	FLAT CABLE CONNECTOR		
CN5			E40-4296-05	FLAT CABLE CONNECTOR	M1C	
CN501			E40-4245-05	PIN ASSY		
CN502			E40-4607-05	PIN ASSY		
CN503			E40-4297-05	FLAT CABLE CONNECTOR		
CN601		*	E40-8208-05	FLAT CABLE CONNECTOR		
CN602		*	E40-8215-05	FLAT CABLE CONNECTOR		
J1			E11-0188-05	MINIATURE PHONE JACK(2P)		
J2			E63-0111-05	PHONO JACK	CTE	
J2			E63-0111-05	PHONO JACK	M1M2M3	
J3			E63-0199-05	PHONO JACK		
J4			E63-0068-15	PHONO JACK		
J5 ,6			E11-0366-05	PHONE JACK	M1C	
J7			E56-0014-05	CYLINDRICAL RECEPTACLE		
J8			E63-0130-05	PHONO JACK		
Δ F1			F05-5016-05	FUSE (SEMKO) (250V T500MA)	CTE	
Δ F1			F50-0068-05	FUSE(5X20)	K	
Δ F1 ,2			F05-5016-05	FUSE (SEMKO) (250V T500MA)	M3	
Δ F1 ,2			F05-5016-05	FUSE (SEMKO) (250V T500MA)	YM1M2	
Δ F3 -5			F05-8013-05	FUSE (SEMKO) (250V T800MAL)	E	
Δ F3 -5			F05-8013-05	FUSE (SEMKO) (250V T800MAL)	M3CT	
Δ F3 -5			F05-8013-05	FUSE (SEMKO) (250V T800MAL)	YM1M2	
Δ F3 -5			F50-0066-05	FUSE(5X20)	K	
CN504-513			J13-0075-05	FUSE CLIP	M3	
CN504-513			J13-0075-05	FUSE CLIP	YM1M2	
CN504,505			J13-0075-05	FUSE CLIP	KCTE	
CN508-513			J13-0075-05	FUSE CLIP	KCTE	
E302			J11-0809-05	WIRE CLAMPER		
E608			J19-3607-33	HOLDER		
E610			J11-0809-05	WIRE CLAMPER		
L1		*	L40-6891-58	SMALL FIXED INDUCTOR(6.8UH,K)		
L2			L40-1501-58	SMALL FIXED INDUCTOR(15UH,K)		
L3		*	L40-6891-58	SMALL FIXED INDUCTOR(6.8UH,K)		
L4			L40-1501-58	SMALL FIXED INDUCTOR(15UH,K)		
L5			L40-2201-58	SMALL FIXED INDUCTOR(22UH,K)		
L6			L92-0075-05	CHIP FERRITE		
Δ L501			L79-0733-05	LINE FILTER		
L502		*	L33-0568-05	CHOKO COIL		
L503			L33-0530-05	CHOKO COIL		
X1			L77-2201-05	CRYSTAL RESONATOR(14.31818M)	C	
X1			L77-2201-05	CRYSTAL RESONATOR(14.31818M)	KYM1	
X1			L77-2202-05	CRYSTAL RESONATOR(17.73447M)	M2M3TE	
X2		*	L78-0683-05	RESONATOR (12MHZ)	M1C	
X601		*	L78-0678-05	RESONATOR (16MHZ)		
R1 -8			RK73FB2A152J	CHIP R 1.5K J 1/10W		
R9 -12			RK73FB2A332J	CHIP R 3.3K J 1/10W		
R13 ,14			RK73FB2A821J	CHIP R 820 J 1/10W	CTE	
R13 ,14			RK73FB2A821J	CHIP R 820 J 1/10W	M1M2M3	
R15 ,16			RK73FB2A123J	CHIP R 12K J 1/10W	CTE	

L : Scandinavia K : USA P : Canada R : Mexico M2 : REGION4 M3 : REGION5
 Y : PX(Far East, Hawaii) T : Europe E : Europe G : Germany C : China
 Y : AAFES(Europe) X : Australia I : Malaysia V : China (Shanghai)
 Q : Russia H : Korea M : Other Areas Δ indicates safety critical components.

PARTS LIST

DV-K750/S700

* New Parts

Parts without **Parts No.** are not supplied.
Les articles non mentionnés dans le **Parts No.** ne sont pas fournis.
Teile ohne **Parts No.** werden nicht geliefert.

9

Ref. No	Add-ress	New Parts	Parts No.	Description	Desti-nation	Re-marks
R15, 16			RK73FB2A123J	CHIP R 12K J 1/10W	M1M2M3	
R17, 18			RK73FB2A203J	CHIP R 20K J 1/10W	CTE	
R17, 18			RK73FB2A203J	CHIP R 20K J 1/10W	M1M2M3	
R19, 20			RK73FB2A123J	CHIP R 12K J 1/10W	CTE	
R19, 20			RK73FB2A123J	CHIP R 12K J 1/10W	M1M2M3	
R23, 24			RK73FB2A821J	CHIP R 820 J 1/10W	CTE	
R23, 24			RK73FB2A821J	CHIP R 820 J 1/10W	M1M2M3	
R25, 26			RK73FB2A221J	CHIP R 220 J 1/10W	CTE	
R25, 26			RK73FB2A221J	CHIP R 220 J 1/10W	M1M2M3	
R27, 28			RK73FB2A102J	CHIP R 1.0K J 1/10W	CTE	
R27, 28			RK73FB2A102J	CHIP R 1.0K J 1/10W	M1M2M3	
R29, 30			RK73FB2A221J	CHIP R 220 J 1/10W	CTE	
R29, 30			RK73FB2A221J	CHIP R 220 J 1/10W	M1M2M3	
R31, 32			RK73FB2A102J	CHIP R 1.0K J 1/10W	CTE	
R31, 32			RK73FB2A102J	CHIP R 1.0K J 1/10W	M1M2M3	
R33, 34			RK73FB2A151J	CHIP R 150 J 1/10W	CTE	
R33, 34			RK73FB2A151J	CHIP R 150 J 1/10W	M1M2M3	
R35 -42			RK73FB2A152J	CHIP R 1.5K J 1/10W	CTE	
R35 -42			RK73FB2A152J	CHIP R 1.5K J 1/10W	M1M2M3	
R43 -46			RK73FB2A332J	CHIP R 3.3K J 1/10W	CTE	
R43 -46			RK73FB2A332J	CHIP R 3.3K J 1/10W	M1M2M3	
R47, 48			RK73FB2A821J	CHIP R 820 J 1/10W	CTE	
R47, 48			RK73FB2A821J	CHIP R 820 J 1/10W	M1M2M3	
R49, 50			RK73FB2A513J	CHIP R 51K J 1/10W	CTE	
R49, 50			RK73FB2A513J	CHIP R 51K J 1/10W	M1M2M3	
R51, 52			RK73FB2A303J	CHIP R 30K J 1/10W	CTE	
R51, 52			RK73FB2A303J	CHIP R 30K J 1/10W	M1M2M3	
R55, 56			RK73FB2A221J	CHIP R 220 J 1/10W	CTE	
R55, 56			RK73FB2A221J	CHIP R 220 J 1/10W	M1M2M3	
R57, 58			RK73FB2A102J	CHIP R 1.0K J 1/10W	CTE	
R57, 58			RK73FB2A102J	CHIP R 1.0K J 1/10W	M1M2M3	
R59, 60			RK73FB2A221J	CHIP R 220 J 1/10W	CTE	
R59, 60			RK73FB2A221J	CHIP R 220 J 1/10W	M1M2M3	
R61, 62			RK73FB2A102J	CHIP R 1.0K J 1/10W	CTE	
R61, 62			RK73FB2A102J	CHIP R 1.0K J 1/10W	M1M2M3	
R63, 64			RK73FB2A151J	CHIP R 150 J 1/10W	CTE	
R63, 64			RK73FB2A151J	CHIP R 150 J 1/10W	M1M2M3	
R65 -72			RK73FB2A152J	CHIP R 1.5K J 1/10W	CTE	
R65 -72			RK73FB2A152J	CHIP R 1.5K J 1/10W	M1M2M3	
R73 -76			RK73FB2A332J	CHIP R 3.3K J 1/10W	CTE	
R73 -76			RK73FB2A332J	CHIP R 3.3K J 1/10W	M1M2M3	
R77, 78			RK73FB2A331J	CHIP R 330 J 1/10W	CTE	
R79 -82			RK73FB2A103J	CHIP R 10K J 1/10W	CTE	
R79 -82			RK73FB2A103J	CHIP R 10K J 1/10W	M1M2M3	
R85 -88			RK73FB2A103J	CHIP R 10K J 1/10W	CTE	
R85 -88			RK73FB2A103J	CHIP R 10K J 1/10W	M1M2M3	
R90			RK73FB2A473J	CHIP R 47K J 1/10W	CTE	
R91 -94			RK73FB2A152J	CHIP R 1.5K J 1/10W	CTE	
R95 -98			RK73FB2A152J	CHIP R 1.5K J 1/10W	M1M2M3	
R95 -98			RK73FB2A152J	CHIP R 1.5K J 1/10W	M1M2M3	
R99			RK73FB2A221J	CHIP R 220 J 1/10W	CTE	
R101			RK73FB2A473J	CHIP R 47K J 1/10W	CTE	
R101			RK73FB2A473J	CHIP R 47K J 1/10W	M1M2M3	
R102-104			RK73FB2A332J	CHIP R 3.3K J 1/10W	CTE	
R102-104			RK73FB2A332J	CHIP R 3.3K J 1/10W	M1M2M3	

L : Scandinavia K : USA P : Canada R : Mexico M2 : REGION4 M3 : REGION5
Y : PX(Far East, Hawaii) T : Europe E : Europe G : Germany C : China
V : AAFES(Europe) X : Australia I : Malaysia V : China (Shanghai)
Q : Russia H : Korea M : Other Areas Δ indicates safety critical components.

* New Parts

Parts without **Parts No.** are not supplied.
Les articles non mentionnés dans le **Parts No.** ne sont pas fournis.
Teile ohne **Parts No.** werden nicht geliefert.

10

Ref. No	Add-ress	New Parts	Parts No.	Description	Desti-nation	Re-marks
R105, 106			RK73FB2A432J	CHIP R 4.3K J 1/10W	CTE	
R105, 106			RK73FB2A432J	CHIP R 4.3K J 1/10W	M1M2M3	
R107			RK73FB2A513J	CHIP R 51K J 1/10W	CTE	
R107			RK73FB2A513J	CHIP R 51K J 1/10W	M1M2M3	
R108			RK73FB2A303J	CHIP R 30K J 1/10W	CTE	
R108			RK73FB2A303J	CHIP R 30K J 1/10W	M1M2M3	
R110, 111			RK73FB2A104J	CHIP R 100K J 1/10W	CTE	
R110, 111			RK73FB2A104J	CHIP R 100K J 1/10W	M1M2M3	
R113			RK73FB2A623J	CHIP R 62K J 1/10W	CTE	
R113			RK73FB2A623J	CHIP R 62K J 1/10W	M1M2M3	
R114			RK73FB2A183J	CHIP R 18K J 1/10W	CTE	
R114			RK73FB2A183J	CHIP R 18K J 1/10W	M1M2M3	
R115			RK73FB2A103J	CHIP R 10K J 1/10W	CTE	
R115			RK73FB2A103J	CHIP R 10K J 1/10W	M1M2M3	
R117, 118			RK73FB2A221J	CHIP R 220 J 1/10W	CTE	
R117, 118			RK73FB2A221J	CHIP R 220 J 1/10W	M1M2M3	
R119, 120			RK73FB2A102J	CHIP R 1.0K J 1/10W	CTE	
R119, 120			RK73FB2A102J	CHIP R 1.0K J 1/10W	M1M2M3	
R121, 122			RK73FB2A221J	CHIP R 220 J 1/10W	CTE	
R121, 122			RK73FB2A221J	CHIP R 220 J 1/10W	M1M2M3	
R123, 124			RK73FB2A102J	CHIP R 1.0K J 1/10W	CTE	
R123, 124			RK73FB2A102J	CHIP R 1.0K J 1/10W	M1M2M3	
R125, 126			RK73FB2A151J	CHIP R 150 J 1/10W	CTE	
R125, 126			RK73FB2A151J	CHIP R 150 J 1/10W	M1M2M3	
R129, 130			RK73FB2A133J	CHIP R 13K J 1/10W	CTE	
R129, 130			RK73FB2A133J	CHIP R 13K J 1/10W	M1M2M3	
R131-134			RK73FB2A912J	CHIP R 9.1K J 1/10W	CTE	
R135, 136			RK73FB2A821J	CHIP R 820 J 1/10W	CTE	
R139-142			RK73FB2A152J	CHIP R 1.5K J 1/10W	CTE	
R139-142			RK73FB2A152J	CHIP R 1.5K J 1/10W	M1M2M3	
R143			RK73FB2A1R0J	CHIP R 1 J 1/10W	M1C	
R144			RK73FB2A221J	CHIP R 220 J 1/10W	M1C	
R145, 146			RK73FB2A103J	CHIP R 10K J 1/10W	M1C	
R147, 148			RK73FB2A822J	CHIP R 8.2K J 1/10W	M1C	
R151, 152			RK73FB2A203J	CHIP R 20K J 1/10W	M1C	
R153, 154			RK73FB2A221J	CHIP R 220 J 1/10W	M1C	
R157, 158			RK73FB2A221J	CHIP R 220 J 1/10W	CTE	
R159, 160			RK73FB2A102J	CHIP R 1.0K J 1/10W	CTE	
R161, 162			RK73FB2A221J	CHIP R 220 J 1/10W	CTE	
R163, 164			RK73FB2A102J	CHIP R 1.0K J 1/10W	CTE	
R165, 166			RK73FB2A151J	CHIP R 150 J 1/10W	CTE	
R167			RK73FB2A102J	CHIP R 1.0K J 1/10W	CTE	
R168			RK73FB2A222J	CHIP R 2.2K J 1/10W	CTE	
R169			RK73FB2A473J	CHIP R 47K J 1/10W	CTE	
R170			RK73FB2A222J	CHIP R 2.2K J 1/10W	CTE	
R170			RK73FB2A222J	CHIP R 2.2K J 1/10W	M1M2M3	
R171			RK73FB2A102J	CHIP R 1.0K J 1/10W	CTE	
R171			RK73FB2A102J	CHIP R 1.0K J 1/10W	M1M2M3	
R172			RK73FB2A302J	CHIP R 3.0K J 1/10W	CTE	
R172			RK73FB2A302J	CHIP R 3.0K J 1/10W	M1M2M3	
R173			RK73FB2A222J	CHIP R 2.2K J 1/10W	CTE	
R173			RK73FB2A222J	CHIP R 2.2K J 1/10W	M1M2M3	
R174			RK73FB2A302J	CHIP R 3.0K J 1/10W	CTE	
R174			RK73FB2A302J	CHIP R 3.0K J 1/10W	M1M2M3	
R175, 176			RK73FB2A222J	CHIP R 2.2K J 1/10W	CTE	
R175, 176			RK73FB2A222J	CHIP R 2.2K J 1/10W	M1M2M3	

L : Scandinavia K : USA P : Canada R : Mexico M2 : REGION4 M3 : REGION5
Y : PX(Far East, Hawaii) T : Europe E : Europe G : Germany C : China
V : AAFES(Europe) X : Australia I : Malaysia V : China (Shanghai)
Q : Russia H : Korea M : Other Areas Δ indicates safety critical components.

* New Parts
 Parts without **Parts No.** are not supplied.
 Les articles non mentionnés dans le **Parts No.** ne sont pas fournis.
 Teile ohne **Parts No.** werden nicht geliefert.



Ref. No	Add-ress	New Parts	Parts No.	Description	Desti-nation	Re-marks
R177			RK73FB2A302J	CHIP R 3.0K J 1/10W	CTE	
R177			RK73FB2A302J	CHIP R 3.0K J 1/10W	M1M2M3	
R178			RK73FB2A47J	CHIP R 0.47 J 1/10W	CTE	
R178			RK73FB2A47J	CHIP R 0.47 J 1/10W	M1M2M3	
R179			RK73FB2A221J	CHIP R 220 J 1/10W		
R180			RK73FB2A181J	CHIP R 180 J 1/10W		
R181			RK73FB2A220J	CHIP R 22 J 1/10W		
R182			RK73FB2A750J	CHIP R 75 J 1/10W		
R183			RK73FB2A105J	CHIP R 1.0M J 1/10W	CTE	
R183			RK73FB2A105J	CHIP R 1.0M J 1/10W	M1M2M3	
R183			RK73FB2A752J	CHIP R 7.5K J 1/10W	KY	
R187-189			RK73FB2A101J	CHIP R 100 J 1/10W	M1C	
R190-195			RK73FB2A223J	CHIP R 22K J 1/10W	M1C	
R196,197			RK73FB2A104J	CHIP R 100K J 1/10W	M1C	
R198,199			RK73FB2A472J	CHIP R 4.7K J 1/10W	M1C	
R200,201			RK73FB2A105J	CHIP R 1.0M J 1/10W	M1C	
R202			RK73FB2A103J	CHIP R 10K J 1/10W	M1C	
R203			RK73FB2A332J	CHIP R 3.3K J 1/10W	M1C	
R205			RK73FB2A302J	CHIP R 3.0K J 1/10W	M1C	
R208			RK73FB2A333J	CHIP R 33K J 1/10W	M1C	
R209			RK73FB2A223J	CHIP R 22K J 1/10W	M1C	
R210			RK73FB2A332J	CHIP R 3.3K J 1/10W	M1C	
R211,212			RK73FB2A223J	CHIP R 22K J 1/10W	M1C	
R213,214			RK73FB2A273J	CHIP R 27K J 1/10W	M1C	
R215,216			RK73FB2A912J	CHIP R 9.1K J 1/10W	M1C	
R218			RK73FB2A101J	CHIP R 100 J 1/10W	M1C	
R219			RK73FB2A101J	CHIP R 100 J 1/10W		
R220,221			RK73FB2A221J	CHIP R 220 J 1/10W		
R222,223			RK73FB2A101J	CHIP R 100 J 1/10W		
R224			RK73FB2A153J	CHIP R 15K J 1/10W		
R229			RK73FB2A473J	CHIP R 47K J 1/10W		
R230,231			RK73FB2A101J	CHIP R 100 J 1/10W		
R232			RK73FB2A331J	CHIP R 330 J 1/10W		
R233			RK73FB2A105J	CHIP R 1.0M J 1/10W		
R234,235			RK73FB2A221J	CHIP R 220 J 1/10W	M1C	
R236,237			RK73FB2A473J	CHIP R 47K J 1/10W	M1C	
R238,239			RK73FB2A561J	CHIP R 560 J 1/10W	M1C	
R240,241			RK73FB2A273J	CHIP R 27K J 1/10W	M1C	
R242			RK73FB2A510J	CHIP R 51 J 1/10W		
R243,244			RK73FB2A104J	CHIP R 100K J 1/10W	M1C	
R245-248			RK73FB2A103J	CHIP R 10K J 1/10W	M1C	
R249			RK73FB2A102J	CHIP R 1.0K J 1/10W	M1C	
R253-256			RK73FB2A101J	CHIP R 100 J 1/10W	CTE	
R253-256			RK73FB2A101J	CHIP R 100 J 1/10W	M1M2M3	
R257-260			RK73FB2A391J	CHIP R 390 J 1/10W	CTE	
R257-260			RK73FB2A391J	CHIP R 390 J 1/10W	M1M2M3	
R262			RK73FB2A101J	CHIP R 100 J 1/10W	CTE	
R262			RK73FB2A101J	CHIP R 100 J 1/10W	M1M2M3	
R263,264			RK73FB2A101J	CHIP R 100 J 1/10W		
R265-268			RK73FB2A101J	CHIP R 100 J 1/10W	M1C	
R269			RK73FB2A103J	CHIP R 10K J 1/10W		
R270			RK73FB2A393J	CHIP R 39K J 1/10W		
R271			RK73FB2A103J	CHIP R 10K J 1/10W		
R272			RK73FB2A393J	CHIP R 39K J 1/10W		
R273			RK73FB2A103J	CHIP R 10K J 1/10W		

L : Scandinavia K : USA P : Canada R : Mexico M2 : REGION4 M3 : REGION5
 Y : PX(Far East, Hawaii) T : Europe E : Europe G : Germany C : China
 Y : AAFES(Europe) X : Australia I : Malaysia V : China (Shanghai)
 Q : Russia H : Korea M : Other Areas Δ indicates safety critical components.

* New Parts
 Parts without **Parts No.** are not supplied.
 Les articles non mentionnés dans le **Parts No.** ne sont pas fournis.
 Teile ohne **Parts No.** werden nicht geliefert.



Ref. No	Add-ress	New Parts	Parts No.	Description	Desti-nation	Re-marks
R274			RK73FB2A393J	CHIP R 39K J 1/10W		
R275			RK73FB2A221J	CHIP R 220 J 1/10W		
R291,292			RK73FB2A473J	CHIP R 47K J 1/10W	M1C	
R293,294			RK73FB2A153J	CHIP R 15K J 1/10W	M1C	
R295,296			RK73FB2A102J	CHIP R 1.0K J 1/10W	M1C	
R297,298			RK73FB2A103J	CHIP R 10K J 1/10W	M1C	
R299			RK73FB2A473J	CHIP R 47K J 1/10W		
R301			RK73FB2A621J	CHIP R 620 J 1/10W		
R302			RK73FB2A392J	CHIP R 3.9K J 1/10W		
R303			RK73FB2A562J	CHIP R 5.6K J 1/10W		
R304			RK73FB2A102J	CHIP R 1.0K J 1/10W		
R305			RK73FB2A821J	CHIP R 820 J 1/10W		
R306			RK73FB2A472J	CHIP R 4.7K J 1/10W		
R307			RK73FB2A333J	CHIP R 33K J 1/10W		
R308			RK73FB2A392J	CHIP R 3.9K J 1/10W		
R309			RK73FB2A102J	CHIP R 1.0K J 1/10W		
R310			RK73FB2A471J	CHIP R 470 J 1/10W		
R311			RK73FB2A392J	CHIP R 3.9K J 1/10W		
R312			RK73FB2A562J	CHIP R 5.6K J 1/10W		
R313			RK73FB2A102J	CHIP R 1.0K J 1/10W		
R314			RK73FB2A821J	CHIP R 820 J 1/10W		
R315			RK73FB2A472J	CHIP R 4.7K J 1/10W		
R316			RK73FB2A273J	CHIP R 27K J 1/10W		
R317			RK73FB2A432J	CHIP R 4.3K J 1/10W		
R318			RK73FB2A102J	CHIP R 1.0K J 1/10W		
R319			RK73FB2A101J	CHIP R 100 J 1/10W		
R323			RK73FB2A103J	CHIP R 10K J 1/10W		
R324,325			RK73FB2A101J	CHIP R 100 J 1/10W		
R326,327			RK73FB2A103J	CHIP R 10K J 1/10W		
R328,329			RK73FB2A750J	CHIP R 75 J 1/10W		
R330-333			RK73FB2A103J	CHIP R 10K J 1/10W		
R334			RK73FB2A333J	CHIP R 33K J 1/10W		
R335			RK73FB2A203J	CHIP R 20K J 1/10W		
R337			RK73FB2A750J	CHIP R 75 J 1/10W		
R338			RK73FB2A102J	CHIP R 1.0K J 1/10W		
R339			RK73FB2A223J	CHIP R 22K J 1/10W		
R340			RK73FB2A103J	CHIP R 10K J 1/10W		
R342			RK73FB2A821J	CHIP R 820 J 1/10W		
R343			RK73FB2A182J	CHIP R 1.8K J 1/10W		
R344			RK73FB2A103J	CHIP R 10K J 1/10W		
R345,346			RK73FB2A222J	CHIP R 2.2K J 1/10W		
R347-349			RK73FB2A100J	CHIP R 10 J 1/10W		
R350			RK73FB2A203J	CHIP R 20K J 1/10W		
R351			RK73FB2A102J	CHIP R 1.0K J 1/10W		
R352-355			RK73FB2A103J	CHIP R 10K J 1/10W		
R356			RK73FB2A470J	CHIP R 47 J 1/10W		
R357			RK73FB2A272J	CHIP R 2.7K J 1/10W		
R358			RK73FB2A470J	CHIP R 47 J 1/10W		
R359			RK73FB2A272J	CHIP R 2.7K J 1/10W		
R501,502			RK73FB2A391J	CHIP R 390 J 1/10W		
R503			RK73FB2A472J	CHIP R 4.7K J 1/10W		
R504			RK73FB2A132J	CHIP R 1.3K J 1/10W		
R505			RK73FB2A101J	CHIP R 100 J 1/10W		
R506			RK73FB2A333J	CHIP R 33K J 1/10W		
R507			RK73FB2A102J	CHIP R 1.0K J 1/10W		
R508			RK73FB2A162J	CHIP R 1.6K J 1/10W		

L : Scandinavia K : USA P : Canada R : Mexico M2 : REGION4 M3 : REGION5
 Y : PX(Far East, Hawaii) T : Europe E : Europe G : Germany C : China
 Y : AAFES(Europe) X : Australia I : Malaysia V : China (Shanghai)
 Q : Russia H : Korea M : Other Areas Δ indicates safety critical components.

PARTS LIST

DV-K750/S700

* New Parts
Parts without **Parts No.** are not supplied.
Les articles non mentionnés dans le **Parts No.** ne sont pas fournis.
Teile ohne **Parts No.** werden nicht geliefert.

13

Ref. No	Add-ress	New Parts	Parts No.	Description	Desti-nation	Re-marks
R509			RK73FB2A112J	CHIP R 1.1K J 1/10W		
R510			RK73FB2A222J	CHIP R 2.2K J 1/10W		
R511,512			RK73FB2A153J	CHIP R 15K J 1/10W		
R513,514			RK73FB2A102J	CHIP R 1.0K J 1/10W		
R515,516			RS14KB3A1R0J	FL-PROOF RS 1 J 1W		
R517			RK73FB2A223J	CHIP R 22K J 1/10W		
R518			RK73FB2A163J	CHIP R 16K J 1/10W		
R519,520			RK73FB2A223J	CHIP R 22K J 1/10W		
R521			RK73FB2A102J	CHIP R 1.0K J 1/10W		
R522			RK73FB2A112J	CHIP R 1.1K J 1/10W		
R523			RD14NB2E5R6J	RD 5.6 J 1/4W		
R524			RD14NB2E2R7J	RD 2.7 J 1/4W		
R525			RK73FB2A561J	CHIP R 560 J 1/10W		
R526			RK73FB2A202J	CHIP R 2.0K J 1/10W		
R527,528			RK73FB2A101J	CHIP R 100 J 1/10W		
R529			RK73FB2A271J	CHIP R 270 J 1/10W		
R530			RK73FB2A101J	CHIP R 100 J 1/10W		
R531			RK73FB2A751J	CHIP R 750 J 1/10W		
R532			RK73FB2A101J	CHIP R 100 J 1/10W		
R533			RK73FB2A271J	CHIP R 270 J 1/10W		
R534,535			RK73FB2A153J	CHIP R 15K J 1/10W		
R601-618			RK73FB2A101J	CHIP R 100 J 1/10W		
R619,620			RK73FB2A103J	CHIP R 10K J 1/10W		
R621			RK73FB2A562J	CHIP R 5.6K J 1/10W		
R622-627			RK73FB2A101J	CHIP R 100 J 1/10W		
R628			RK73FB2A393J	CHIP R 39K J 1/10W	KY	
R629			RK73FB2A393J	CHIP R 39K J 1/10W	CTE	
R629			RK73FB2A393J	CHIP R 39K J 1/10W	M1M2M3	
R630			RK73FB2A102J	CHIP R 1.0K J 1/10W		
R631			RK73FB2A331J	CHIP R 330 J 1/10W		
R632			RK73FB2A105J	CHIP R 1.0M J 1/10W		
R633			RK73FB2A151J	CHIP R 150 J 1/10W		
R634,635			RK73FB2A331J	CHIP R 330 J 1/10W		
R636,637			RK73FB2A102J	CHIP R 1.0K J 1/10W		
R638,639			RK73FB2A242J	CHIP R 2.4K J 1/10W		
R640			RK73FB2A104J	CHIP R 100K J 1/10W		
R641,642			RK73FB2A302J	CHIP R 3.0K J 1/10W		
R643,644			RK73FB2A332J	CHIP R 3.3K J 1/10W		
R645			RK73FB2A102J	CHIP R 1.0K J 1/10W		
R646,647			RK73FB2A472J	CHIP R 4.7K J 1/10W		
R648			RK73FB2A562J	CHIP R 5.6K J 1/10W		
R649			RK73FB2A103J	CHIP R 10K J 1/10W		
R650-653			RK73FB2A113J	CHIP R 11K J 1/10W		
R654,655			RK73FB2A333J	CHIP R 33K J 1/10W		
R656-664			RK73FB2A473J	CHIP R 47K J 1/10W		
R665			RK73FB2A331J	CHIP R 330 J 1/10W		
R666-676			RK73FB2A473J	CHIP R 47K J 1/10W		
R677			RK73FB2A363J	CHIP R 36K J 1/10W		
R678			RK73FB2A473J	CHIP R 47K J 1/10W		
R679			RK73FB2A123J	CHIP R 12K J 1/10W	M1C	
R679			RK73FB2A243J	CHIP R 24K J 1/10W	KY	
R679			RK73FB2A273J	CHIP R 27K J 1/10W	M2	
R679			RK73FB2A562J	CHIP R 5.6K J 1/10W	M3	
R679,680			RK73FB2A203J	CHIP R 20K J 1/10W	TE	
R680			RK73FB2A123J	CHIP R 12K J 1/10W	KY	

L : Scandinavia K : USA P : Canada R : Mexico M2 : REGION4 M3 : REGION5
Y : PX(Far East, Hawaii) T : Europe E : Europe G : Germany C : China
Y : AAFES(Europe) X : Australia I : Malaysia V : China (Shanghai)
Q : Russia H : Korea M : Other Areas Δ indicates safety critical components.

* New Parts
Parts without **Parts No.** are not supplied.
Les articles non mentionnés dans le **Parts No.** ne sont pas fournis.
Teile ohne **Parts No.** werden nicht geliefert.

14

Ref. No	Add-ress	New Parts	Parts No.	Description	Desti-nation	Re-marks
R680			RK73FB2A243J	CHIP R 24K J 1/10W	M1C	
R680			RK73FB2A273J	CHIP R 27K J 1/10W	M3	
R680			RK73FB2A562J	CHIP R 5.6K J 1/10W	M2C	
R681			RK73FB2A393J	CHIP R 39K J 1/10W	KYM	
R682			RK73FB2A393J	CHIP R 39K J 1/10W	M2M3TE	
R682,683			RK73FB2A393J	CHIP R 39K J 1/10W	M1	
R683			RK73FB2A393J	CHIP R 39K J 1/10W	C	
R684			RK73FB2A393J	CHIP R 39K J 1/10W	KYM2	
R684			RK73FB2A393J	CHIP R 39K J 1/10W	M3TE	
R685-695			RK73FB2A473J	CHIP R 47K J 1/10W		
R696-698			RK73FB2A471J	CHIP R 470 J 1/10W		
R699			RK73FB2A472J	CHIP R 4.7K J 1/10W		
R700			RK73FB2A332J	CHIP R 3.3K J 1/10W		
R701-711			RK73FB2A563J	CHIP R 56K J 1/10W		
R725-729			RK73FB2A104J	CHIP R 100K J 1/10W		
R730			RK73FB2A105J	CHIP R 1.0M J 1/10W		
R731			RK73FB2A102J	CHIP R 1.0K J 1/10W		
W1			R92-0670-05	CHIP R 0 OHM	KY	
W84			R92-0670-05	CHIP R 0 OHM	M2M3TE	
W89			R92-0670-05	CHIP R 0 OHM	M2M3TE	
W155,156			R92-0670-05	CHIP R 0 OHM	KYM2M3	
W155,156			R92-0670-05	CHIP R 0 OHM	TE	
Δ S501			S40-1153-05	PUSH SWITCH		
Δ S502			S62-0001-05	SLIDE SWITCH		
Δ S502			S62-0001-05	SLIDE SWITCH	M3	
Δ S601-612			S70-0031-05	TACT SWITCH	YM1M2	
S613		*	S60-0036-05	ROTARY SWITCH		
D1			MA113	DIODE		
D2 ,3			DAN202U	DIODE		
D5 -7			DAP202U	DIODE	CTE	
D5 -7			DAP202U	DIODE	M1M2M3	
D8			DAP202U	DIODE		
D9			DA204U	DIODE		
D10			DAP202U	DIODE	M1C	
D11			DA204U	DIODE	M1C	
D12 ,13			MA113	DIODE	M1C	
D14 ,15			MA111	DIODE		
D16			DAN202U	DIODE		
D16			DAN202U	DIODE	CTE	
D291			DAP202U	DIODE	M1M2M3	
D301,302			DA204U	DIODE	M1C	
D303,304			MA113	DIODE		
Δ D305-307			MA111	DIODE		
Δ D501			1B4B41	DIODE		
Δ D502			RBV-402LFA	DIODE		
Δ D503			1B4B41	DIODE		
Δ D504			S5688B(TPB5)	DIODE		
D505			DAN202U	DIODE		
D506			UDZ5.1B	ZENER DIODE		
D507		*	RK46LF-J4	DIODE		
D510			DAN202U	DIODE		
D511			UDZ5.1B	ZENER DIODE		
D512,513			UDZ2.7B	ZENER DIODE		
D515,516			S5688B(TPB5)	DIODE		
D517			UDZ6.8B	ZENER DIODE		

L : Scandinavia K : USA P : Canada R : Mexico M2 : REGION4 M3 : REGION5
Y : PX(Far East, Hawaii) T : Europe E : Europe G : Germany C : China
Y : AAFES(Europe) X : Australia I : Malaysia V : China (Shanghai)
Q : Russia H : Korea M : Other Areas Δ indicates safety critical components.

* New Parts
Parts without **Parts No.** are not supplied.
Les articles non mentionnés dans le **Parts No.** ne sont pas fournis.
Teile ohne **Parts No.** werden nicht geliefert.



Ref. No	Add-ress	New Parts	Parts No.	Description	Desti-nation	Re-marks
D518			MA113	DIODE		
D519,520			UDZ13B	ZENER DIODE		
D521			UDZ5.6B	ZENER DIODE		
D522			UDZ3.3B	ZENER DIODE		
D523			UDZ5.1B	ZENER DIODE		
D601-606			DA204U	DIODE		
D607,608			MA113	DIODE		
D609			MA111	DIODE		
D610			UDZ5.6B	ZENER DIODE		
D613-617			DA204U	DIODE		
ED601		*	16-ST-20GK	INDICATOR TUBE		
IC1			KAN03	CUSTOM IC		
IC2			AK4324-VF	MOS-IC		
IC3, 4			AK4324-VF	MOS-IC	CTE	
IC3, 4			AK4324-VF	MOS-IC	M1M2M3	
IC5			NJM4580ED	ANALOGUE IC		
IC6 -9			NJM4580ED	ANALOGUE IC	CTE	
IC6 -9			NJM4580ED	ANALOGUE IC	M1M2M3	
IC10			NJM4580ED	ANALOGUE IC		
IC11,12			NJM4580ED	ANALOGUE IC	M1C	
IC14			NJM4580ED	ANALOGUE IC	CTE	
IC14			NJM4580ED	ANALOGUE IC	M1M2M3	
IC15			NJM4580ED	ANALOGUE IC	M1C	
IC16,17			NJM4580ED	ANALOGUE IC	CTE	
IC16,17			NJM4580ED	ANALOGUE IC	M1M2M3	
IC18		*	TC9215AF	MOS-IC	CTE	
IC18		*	TC9215AF	MOS-IC	M1M2M3	
IC19			TC9409BF-001	MOS-IC	M1C	
IC20		*	TC9215AF	MOS-IC	M1C	
IC21			TC9210P	MOS-IC	M1C	
IC22			NJM4565M	IC(OP AMP X2)	M1C	
IC23			TC74HC157AF	MOS-IC		
IC24			TC74HC164AF	IC(SHIFT REGISTER)		
IC25			TC74HC175AF	IC(LATCH)		
IC26			TC74HC74AF	IC(DUAL D-TYPE FLIP FLOP)		
IC27			TC74HC02AF	IC		
IC28			TC7SHU04FU	MOS-IC		
IC29			NJM4565M	IC(OP AMP X2)	M1C	
IC30			TC7SHU04FU	MOS-IC	CTE	
IC30			TC7SHU04FU	MOS-IC	M1M2M3	
IC31		*	TC9215AF	MOS-IC	M1C	
IC32			S-80740AL-A4	IC(VOLTAGE DETECTOR)		
IC33			TC74VHC00FS	MOS-IC		
IC301			MB90089PF-188	CUSTOM IC		
IC302,303			MC14577CF	MOS-IC		
IC304		*	TC7SET32F	MOS-IC		
IC501		*	PQ30RV11	ANALOGUE IC		
C502		*	SI-8050S	ANALOGUE IC		
IC503		*	LM2940CT-12	ANALOGUE IC		
IC504			PQ20VZ11	ANALOGUE IC		
IC506			NJM4565M	IC(OP AMP X2)		
IC601			S-80740AL-A4	IC(VOLTAGE DETECTOR)		
IC602		*	HD6433397A48F	MI-COM IC		
IC603			LC75712E	MOS-IC		
IC604			LC89170M	MOS-IC		

L : Scandinavia K : USA P : Canada R : Mexico M2 : REGION4 M3 : REGION5
Y : PX(Far East, Hawaii) T : Europe E : Europe G : Germany C : China
Y : AAFES(Europe) X : Australia I : Malaysia V : China (Shanghai)
Q : Russia H : Korea M : Other Areas Δ indicates safety critical components.

* New Parts
Parts without **Parts No.** are not supplied.
Les articles non mentionnés dans le **Parts No.** ne sont pas fournis.
Teile ohne **Parts No.** werden nicht geliefert.



Ref. No	Add-ress	New Parts	Parts No.	Description	Desti-nation	Re-marks
IC605			HM62256BLFP-8T	MEMORY IC		
IC606			TC7SHU04FU	MOS-IC		
IC607			TC74HC14AF	IC(SCHMIDT INVERTER)		
Q1 -4			2SC4213(B)	TRANSISTOR	CTE	
Q1 -4			2SC4213(B)	TRANSISTOR	M1M2M3	
Q5			DTA124EUA	DIGITAL TRANSISTOR	CTE	
Q5			DTA124EUA	DIGITAL TRANSISTOR	M1M2M3	
Q6			DTC124EUA	DIGITAL TRANSISTOR	CTE	
Q6			DTC124EUA	DIGITAL TRANSISTOR	M1M2M3	
Q7 -10			2SC4213(B)	TRANSISTOR	CTE	
Q7 -10			2SC4213(B)	TRANSISTOR	M1M2M3	
Q11			DTA124EUA	DIGITAL TRANSISTOR	CTE	
Q11			DTA124EUA	DIGITAL TRANSISTOR	M1M2M3	
Q12			DTC124EUA	DIGITAL TRANSISTOR	CTE	
Q12			DTC124EUA	DIGITAL TRANSISTOR	M1M2M3	
Q13			DTA124EUA	DIGITAL TRANSISTOR	CTE	
Q13			DTA124EUA	DIGITAL TRANSISTOR	M1M2M3	
Q14			DTC124EUA	DIGITAL TRANSISTOR	CTE	
Q14			DTC124EUA	DIGITAL TRANSISTOR	M1M2M3	
Q15 -18			2SC4213(B)	TRANSISTOR	CTE	
Q15 -18			2SC4213(B)	TRANSISTOR	M1M2M3	
Q19			DTA124EUA	DIGITAL TRANSISTOR	CTE	
Q19			DTA124EUA	DIGITAL TRANSISTOR	M1M2M3	
Q20			DTC124EUA	DIGITAL TRANSISTOR	CTE	
Q20			DTC124EUA	DIGITAL TRANSISTOR	M1M2M3	
Q21 -24			2SC4213(B)	TRANSISTOR		
Q25			DTA124EUA	DIGITAL TRANSISTOR		
Q26			DTC124EUA	DIGITAL TRANSISTOR		
Q27			2SC4177(L5,L6)	TRANSISTOR		
Q28			2SA1611(M5,M6)	TRANSISTOR		
Q31			DTA124EUA	DIGITAL TRANSISTOR	M1C	
Q32			DTC124EUA	DIGITAL TRANSISTOR	M1C	
Q33 ,34			2SA1576A(R,S)	TRANSISTOR	M1C	
Q291,292			2SC4081(R,S)	TRANSISTOR	M1C	
Q293			DTC124EUA	DIGITAL TRANSISTOR	M1C	
Q301-309			2SC2714(O,Y)	FET		
Δ Q310			2SD1758(Q,R)	TRANSISTOR		
Q311,312			2SC4081(R,S)	TRANSISTOR		
Q313,314			2SA1576A(R,S)	TRANSISTOR		
Q501			DTC124EUA	DIGITAL TRANSISTOR		
Δ Q502			2SD2061	TRANSISTOR		
Δ Q503			2SB1370	TRANSISTOR		
Q504			DTC124EUA	DIGITAL TRANSISTOR		
Q505,506			2SC2003(L,K)	TRANSISTOR		
Δ Q507			2SB1548	TRANSISTOR		
Q601-604			2SC4081(R,S)	TRANSISTOR		
A1			W02-1114-05	OSCILLATING MODULE		
A601			W02-2571-05	OPTIC RECEIVING MODULE		
MECHANISM (D40-1580-05)						
41	1A	*	J99-0806-08	TRAY		
42	1B	*	J19-5924-08	CLAMPER HOLDER		
43	1B	*	A11-1142-08	CLAMPER PLATE		
44	1B	*	T50-1080-08	CLAMPER REAR YOKE		
45	1B	*	T99-0610-08	MAGNET		

L : Scandinavia K : USA P : Canada R : Mexico M2 : REGION4 M3 : REGION5
Y : PX(Far East, Hawaii) T : Europe E : Europe G : Germany C : China
Y : AAFES(Europe) X : Australia I : Malaysia V : China (Shanghai)
Q : Russia H : Korea M : Other Areas Δ indicates safety critical components.

PARTS LIST

DV-K750/S700

* New Parts
 Parts without **Parts No.** are not supplied.
 Les articles non mentionnes dans le **Parts No.** ne sont pas fournis.
 Teile ohne **Parts No.** werden nicht geliefert.

Ref. No	Add-ress	New Parts	Parts No.	Description	Desti-nation	Re-marks
46	2B	*	J11-0834-08	CLAMPER		
47	2B	*	G02-1655-08	SPRING		
48	2A	*	D16-0722-08	BELT		
49	2A	*	D13-1876-08	PULLEY GEAR		
50	2B	*	D13-1877-08	TRAY GEAR		
51	2A	*	D13-1878-08	TURNING GEAR		
52	2B	*	D12-0159-08	ROTARY CAM		
53	2A,2B	*	D32-0355-08	CHASSIS STOPPER		
54	2A,2B	*	G02-1656-08	CHASSIS HOLDER		
55	2B	*	D10-3805-08	SLIDER		
56	3A	*	D10-3806-08	SWITCH LEVER		
57	3A	*	T42-0915-08	LOADING MOTOR UNIT		
58	3B	*	A10-3430-08	LOADING BASE		
59	3B	*	J70-1226-08	LOADING MOTOR PCB		
60	1B	*	N19-1457-08	CLAMPER WEIGHT		
61	2B	*	D40-1595-08	TRAVERSE UNIT		
71	1C	*	E35-2160-08	PIN CABLE,11P		
72	1C	*	J70-1227-08	REPEATER PCB		
73	1D	*	A10-3431-08	D-CHASSIS UNIT		
74	2C	*	J19-5925-08	CLAMPER		
75	2C,2D	*	J02-1413-08	DAMPER		
76	2C	*	J19-5926-08	DAMPER HOLDER		
77	2C	*	T42-0916-08	TRAVERSE MOTOR UNIT,FEED		
78	2C	*	J21-6618-08	MAIN SHAFT HOLDER		
79	3C	*	T42-0917-08	DISC MOTOR UNIT		
80	3C	*	J26-0082-08	CHIP SWITCH UNIT		
81	2D	*	J21-6619-08	SUB SHAFT HOLDER		
82	2D,3D	*	D10-3807-08	GUIDE SHAFT		
83	2D	*	J21-6620-08	NUT STOPPER		
84	2D	*	G02-1657-08	NUT STOP SPRING		
85	2D	*	D13-1879-08	SCREW NUT		
86	2D	*	G02-1658-08	PICKUP STOP SPRING		
87	3D	*	T25-0077-08	PICKUP		
89	3D	*	A11-1143-08	H-CHASSIS		
B41	1B	*	N80-2608-46	SCREW		
B42	1B	*	N09-3455-08	SCREW		
B43	3A	*	N09-3456-08	SCREW		
B44	3B	*	N80-2608-46	SCREW		
B45	1B	*	N88-2606-46	SCREW		
B71	1C	*	N86-2605-08	SCREW		
B72	1C	*	N09-3457-08	SCREW		
B73	2C	*	N09-3458-08	SCREW		
B74	2C	*	N09-3459-08	SCREW		
B75	2C	*	N95-2610-45	SCREW		
B76	2C	*	N09-3460-08	SCREW		
B77	2D	*	N09-3461-08	SCREW		
B78	2D	*	N30-2003-46	SCREW		
B79	2D	*	N39-1745-46	SCREW		
B80	2D	*	N09-3462-08	SCREW		
W41	2A	*	N19-0891-04	CUT WASHER		
FP20001		*	E40-8270-08	FLAT CABLE CONNECTOR,26P		
FP20002		*	E40-8271-08	FLAT CABLE CONNECTOR,35P		
FP20003		*	E40-8272-08	FLAT CABLE CONNECTOR,11P		
FP20004,5		*	E40-8269-08	PIN ASSY,2P		
C0002			CK73FF1C105Z	CHIP C 1.0UF Z		

NOTE : Please replace the mechanism PCB (W02-2626-05) with new one, if it is malfunction.

L : Scandinavia K : USA P : Canada R : Mexico M2 : REGION4 M3 : REGION5
 Y : PX(Far East, Hawaii) T : Europe E : Europe G : Germany C : China
 Y : AAFES(Europe) X : Australia I : Malaysia V : China (Shanghai)
 Q : Russia H : Korea M : Other Areas Δ indicates safety critical components.

DV-K750/S700

SPECIFICATIONS

DV-K750/S700

[Type]

System DVD video player system
Signal read system Semiconductor laser

[D/A Conversion Section]

D/A conversion 24 Bit
Oversampling
..... 8 fs (Sampling frequency; 44.1, 48 kHz)
..... 4 fs (Sampling frequency; 96 kHz)

[Audio section]

Frequency response
Sampling frequency; 44.1 kHz
..... 4 kHz~20 kHz
Sampling frequency; 48 kHz
..... 4 kHz~22 kHz
Sampling frequency; 96 kHz
..... 4 kHz~44 kHz
Signal to noise ratio More than 102 dB
Dynamic range More than 97 dB
Total harmonic distortion Less than 0.003%(1 kHz)
Channel separation
..... More than 100 dB (1 kHz, MIX LINE OUTPUT)
Wow and flutter Below measurable limit
(±0.001% W. PEAK)
Analog output level/impedance 1.2 V/343 Ω
Digital output level/impedance
COAXIAL 0.5 Vp-p/75 Ω
OPTICAL ... -21 dBm~-15 dBm (Wave Length 660 nm)
Input sensitivity/impedance (DV-K750 only)
..... 12.5 mV/24 kΩ (MIC 1, 2)

[Video Section]

Video output format
For Region 3, 6 NTSC/PAL
For Region 4, 5 PAL
Video compression
VCD MPEG 1
DVD MPEG 2
Horizontal resolution More than 500 lines
Video signal to noise ratio More than 60 dB
Composite video output level
..... 1 Vp-p (75 Ω load, sync. negative)
S-video output level
(Y-signal) 1 Vp-p (75 Ω load, negative)
(C-signal)
NTSC 0.286 Vp-p (75 Ω)
PAL 0.300 Vp-p (75 Ω)

[General]

Power consumption 40 W
Dimensions W : 400 mm (15-3/4")
H : 106 mm (4-3/16")
D : 377 mm(14-13/16")
Weight (net) 5.8 kg (12.8 lb)



KENWOOD follows a policy of continuous advancements in development. For this reason specifications may be changed without notice.

- Sufficient performance may not be exhibited at extremely cold locations (Where water freezes).

DV-K750/S700

SPECIFICATIONS

DV-S700

[Type]

System DVD video player system
Signal read system Semiconductor laser

[D/A Conversion Section]

D/A conversion 24 Bit
Oversampling
..... 8 fs (Sampling frequency; 44.1, 48 kHz)
..... 4 fs (Sampling frequency; 96 kHz)

[Audio section]

Frequency response
Sampling frequency; 44.1 kHz
..... 4 kHz~20 kHz
Sampling frequency; 48 kHz
..... 4 kHz~22 kHz
Sampling frequency; 96 kHz
..... 4 kHz~44 kHz
Signal to noise ratio More than 102 dB
Dynamic range More than 97 dB
Total harmonic distortion Less than 0.003%(1 kHz)
Channel separation
..... More than 100 dB (1 kHz, OUTPUT)
Wow and flutter Below measurable limit
(±0.001% W. PEAK)
Analog output level/impedance 1.2 V/343 Ω
Digital output level/impedance
COAXIAL 0.5 Vp-p/75 Ω
OPTICAL ... -21 dBm~-15 dBm (Wave Length 660 nm)

[Video Section]

Video output format NTSC
Video compression
VCD MPEG 1
DVD MPEG 2
Horizontal resolution More than 500 lines
Video signal to noise ratio More than 60 dB
Composite video output level
..... 1 Vp-p (75 Ω load, sync. negative)
S-video output level
(Y-signal) 1 Vp-p (75 Ω load, negative)
(C-signal) 0.286 Vp-p (75 Ω)

[General]

Power consumption 35 W
Dimensions W : 400 mm (15-3/4")
H : 106 mm (4-3/16")
D : 377 mm(14-13/16")
Weight (net) 5.8 kg (12.8 lb)



KENWOOD follows a policy of continuous advancements in development. For this reason specifications may be changed without notice.

- Sufficient performance may not be exhibited at extremely cold locations (Where water freezes).

Note:

Component and circuit are subject to modification to insure best operation under differing local conditions. This manual is based on Europe (E) standard, and provides information on regional circuit modification through use of alternate schematic diagrams, and information on regional component variations through use of parts list.

KENWOOD CORPORATION

14-6,Dogenzaka 1-chome, Shibuya-ku, Tokyo, 150 Japan

KENWOOD SERVICE CORPORATION

P.O BOX 22745, 2201 East Dominguez St., Long Beach, CA 90801-5745, U.S.A.

KENWOOD ELECTRONICS CANADA INC.

6070 Kestrel Road, Mississauga, Ontario, Canada L5T 1S8

KENWOOD ELECTRONICS LATIN AMERICA S.A.

P.O BOX 55-2791, Piso 6 plaza Chase, Cl. 47 y Aquilino de la Guardia Panama, Republic de Panama

KENWOOD ELECTRONICS BRASIL LTDA.

Av Indianópolis, 628, 04062-001 Planalto Paulista São Paulo-SP-Brasil

KENWOOD ELECTRONICS U.K. LIMITED

KENWOOD House, Dwight Road, Watford, Herts., WD1 8EB., United Kingdom

KENWOOD ELECTRONICS BELGUM N.V.

Meachelsesteenweg 418, B-1930 Zaventem, Belgium

KENWOOD ELECTRONICS DEUTSCHLAND GMBH

Rembrücker Str. 15, 63150 Heusenstamm, Germany

KENWOOD ELECTRONICS FRANCE S.A.

13 Boulevard Ney, 75018 Paris, France

KENWOOD ELECTRONICS ITALIA S.p.A.

Via G. Sirtori, 7/9 20129, Milano, Italy

KENWOOD IBÉRICA S.A.

Bolivia, 239-08020 Barcelona, Spain

KENWOOD ELECTRONICS AUSTRALIA PTY. LTD.

(A.C.N. 001499 074)
P.O Box 504, 8 Figtree Drive, Australia Centre, Homebush, N.S.W. 2140, Australia

KENWOOD & LEE ELECTRONICS, LTD.

Unit 3712-3724, Level 37, Tower 1, Metroplaza, 223 Hing Fong Road, Kwai Fong N.T., Hong Kong

KENWOOD ELECTRONICS GULF FZE

P.O.Box 61318, Jebel Ali, Dubai, U.A.E.

KENWOOD ELECTRONICS SINGAPORE PTE LTD.

No. 1 Genting Lane #02-02, KENWOOD Building, Singapore, 349544

KENWOOD ELECTRONICS (MALAYSIA) SDN BHD.

#4.01 Level 4, Wisma Academy Lot 4A, Jalan 19/1 46300 Petaling Jaya Selangor Darul Ehsan Malaysia

KENWOOD ELECTRONICS (THAILAND) CO., LTD.

573/111 Soi Ramkhamhaeng 39, Ramkhamhaeng Road, Wangthonglang, Bangkok, Bangkok 10301 Thailand