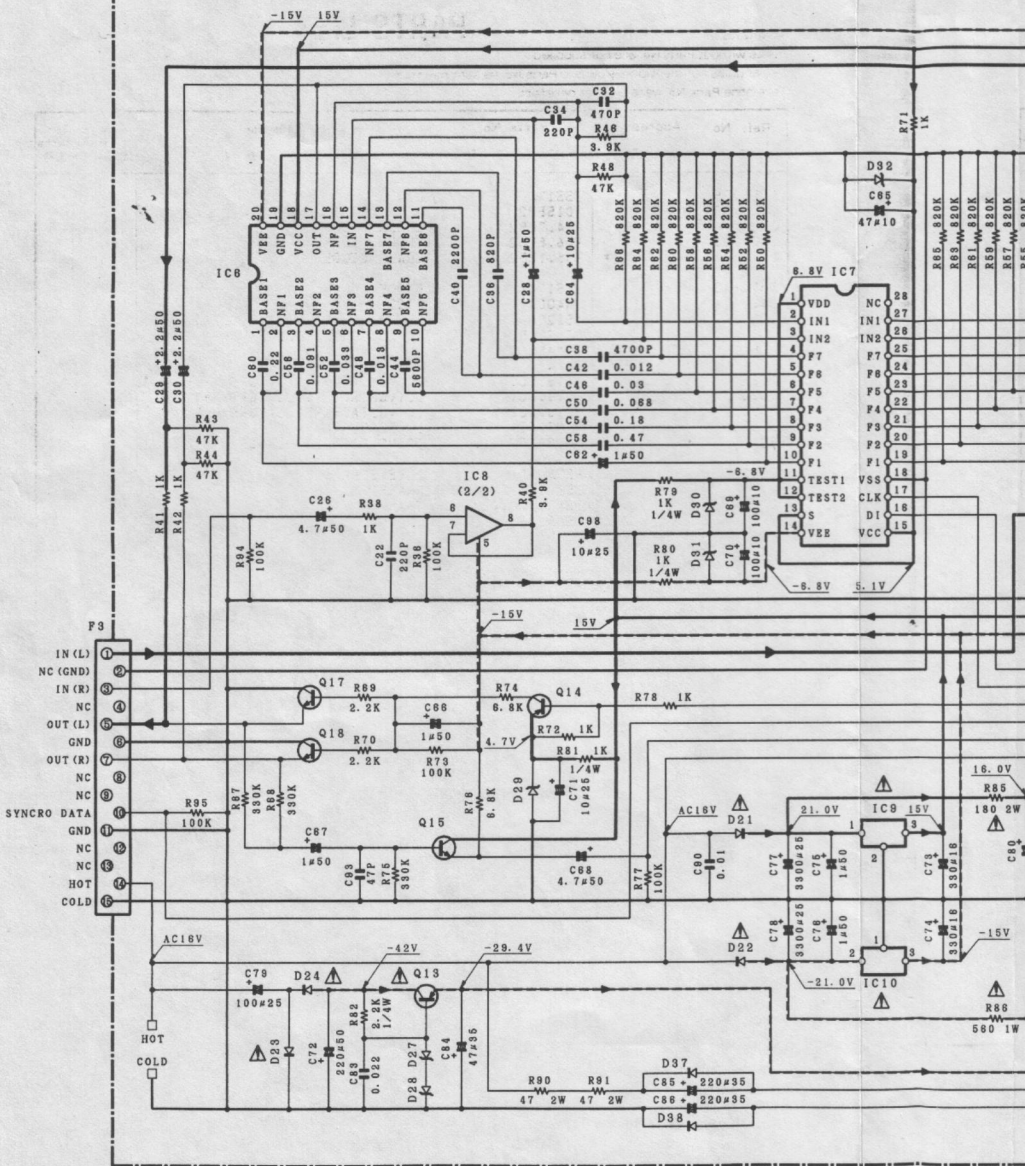
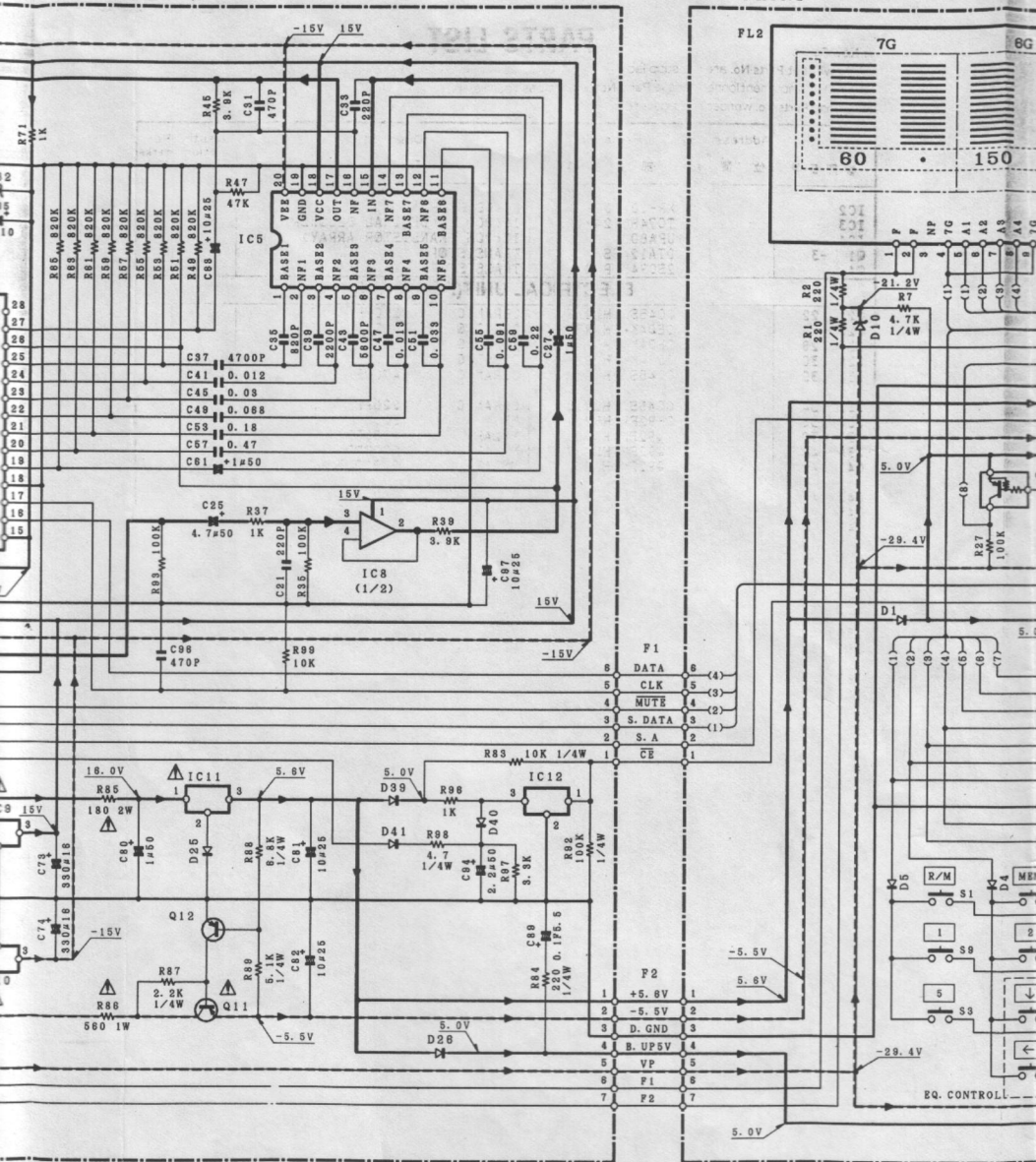


PCB-MAIN



- | | | | | | |
|--------|---------------------|---------|--------------------|----------------|-----------|
| IC5, 6 | : M5229P | Q11, 13 | : 2SA985 | D21-24, 41 | : 1N4002 |
| IC7 | : NJU7305L | Q12, 14 | : 2SA733 (P, Q) | D25, 28, 37-40 | : 1SS178 |
| IC8 | : NJM4558S | Q15 | : 2SC945 (P, Q) or | D27, 28 | : RD15E2 |
| IC9 | : MC7815CT | | 2SC1740 | D29 | : RD4.7E2 |
| IC10 | : MC7815CT | Q17, 18 | : 2SC2878A | D30, 31 | : RD6.8E2 |
| IC11 | : MC7805CT or | | | D32 | : RD5.1E2 |
| | PC7805H or NJM7805A | | | | |
| IC12 | : RST529D | | | | |

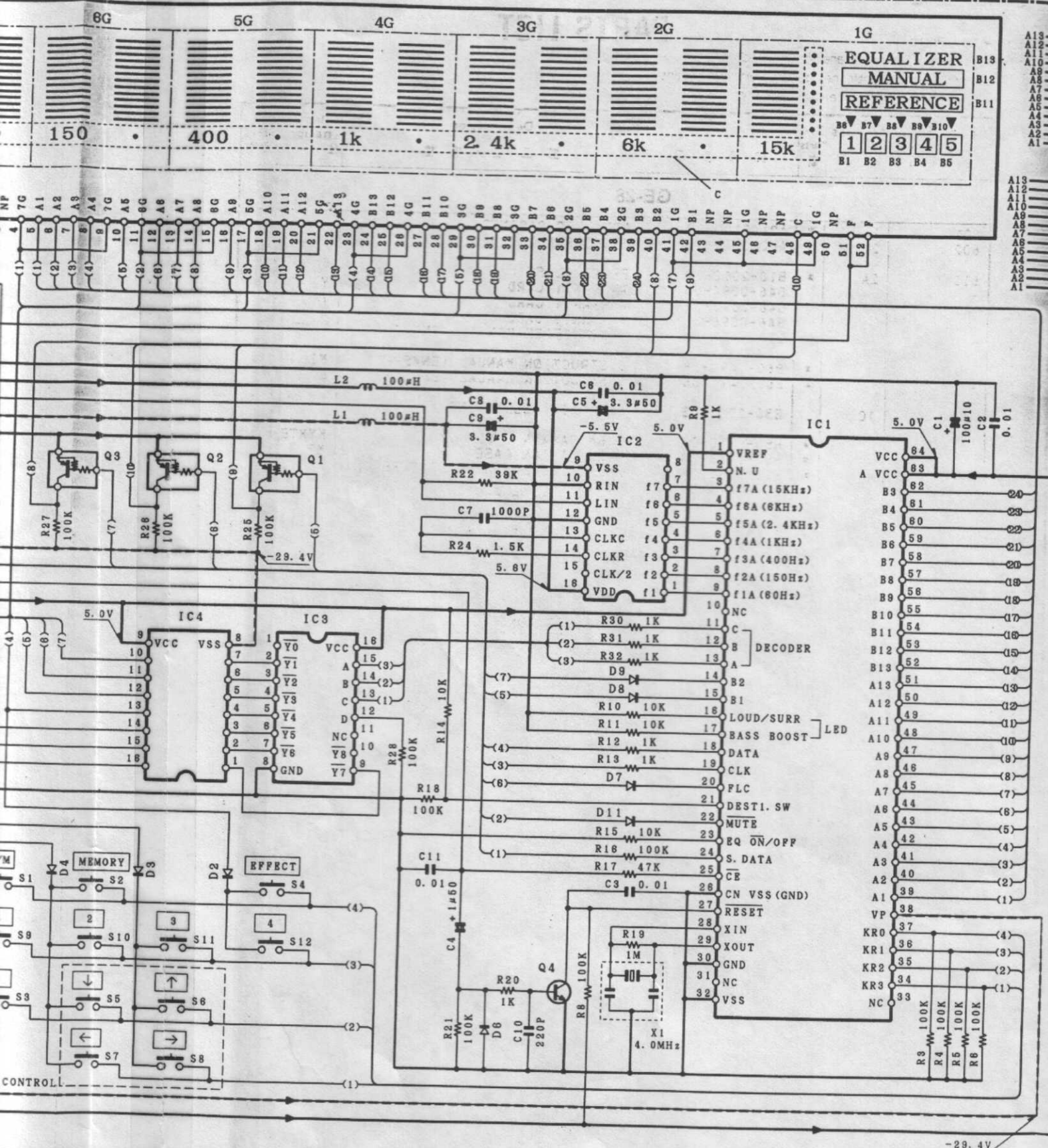
PCB-FRONT




1N4002
1SS178
RD15B2
RD4.7EB2
RD8.8EB2
RD5.1EB2

FL2 : FIP7BW11Y

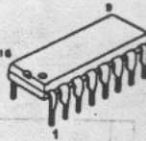
IC1
IC2
IC3
IC4



- | | | | | | |
|-----|----------------|----------|-----------------|-------------|------------|
| IC1 | : M50940-317SP | Q1, 2, 3 | : DTA124ES | D1, 8~9, 11 | : 1SS178 |
| IC2 | : XR-1091DCP | Q4 | : 2SC945 (P, Q) | D2~5 | : 1N4148 |
| IC3 | : TC74HC42AP | | | D10 | : RD8.2EB2 |
| IC4 | : #PA80C | | | | |



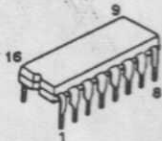
EXPLODED VIEW (UNIT)




2SA733
2SA965
2SC1740
2SC2878A
2SC945

DTA124ES

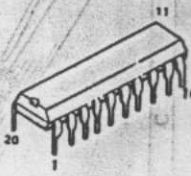
XR-1091DC



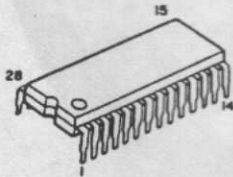
TC74HC42AP
UPA80C




NJM4558S



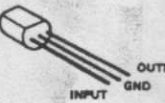
M5229P



NJU7305L



NJM7805A
UPC7805H



PST529D



MC7815CT
MC7915CT



MC7805CT

DC voltages are as measured with a high impedance voltmeter. Values may vary slightly due to variations between individual instruments or/and units.

Les tensions c.c. doivent être mesurées avec un voltmètre à haute impédance. Les valeurs peuvent différer légèrement du fait des variations inhérentes aux appareils et aux instruments de mesure individuels.

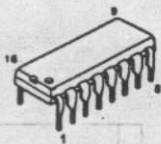
Die angegebenen Gleichspannungswerte wurden mit einem hochohmigen Spannungsmesser gemessen. Dabei schwanken die Meßwerte aufgrund von Unterschieden zwischen einzelnen Instrumenten oder Geräten u. U.geringfügig.

CAUTION : For continued safety, replace critical components only with manufacturer recommended parts (refer to parts list) in safety critical components. To reduce the electric shock, leakage-current or resistance measurements shall be carried out (exposed parts acceptably insulated from the supply circuit) the appliance is returned to the customer

===== SIGNAL LINE
===== GND LINE
===== +B LINE
----- -B LINE



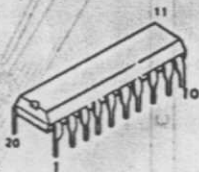
DTA124ES




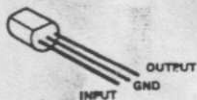
XR-1091DCP



NJM4558S



M5229P

NJM7805A
UPC7805H

PST529D



MC7805CT

DC voltages are as measured with a high impedance voltmeter. Values may vary slightly due to variations between individual instruments or/and units.

Les tensions c.c. doivent être mesurées avec un voltmètre à haute impédance. Les valeurs peuvent différer légèrement du fait des variations inhérentes aux appareils et aux instruments de mesure individuels.

Die angegebenen Gleichspannungswerte wurden mit einem hochohmigen Spannungsmesser gemessen. Dabei schwanken die Meßwerte aufgrund von Unterschieden zwischen einzelnen Instrumenten oder Geräten u. U.geringfügig.

CAUTION : For continued safety, replace safety critical components only with manufacturer's recommended parts (refer to parts list) Δ Indicates safety critical components. To reduce the risk of electric shock, leakage-current or resistance measurements shall be carried out (exposed parts are acceptably insulated from the supply circuit) before the appliance is returned to the customer

GE-28

KENWOOD