

KR-5400, KR-4400, KA-4006

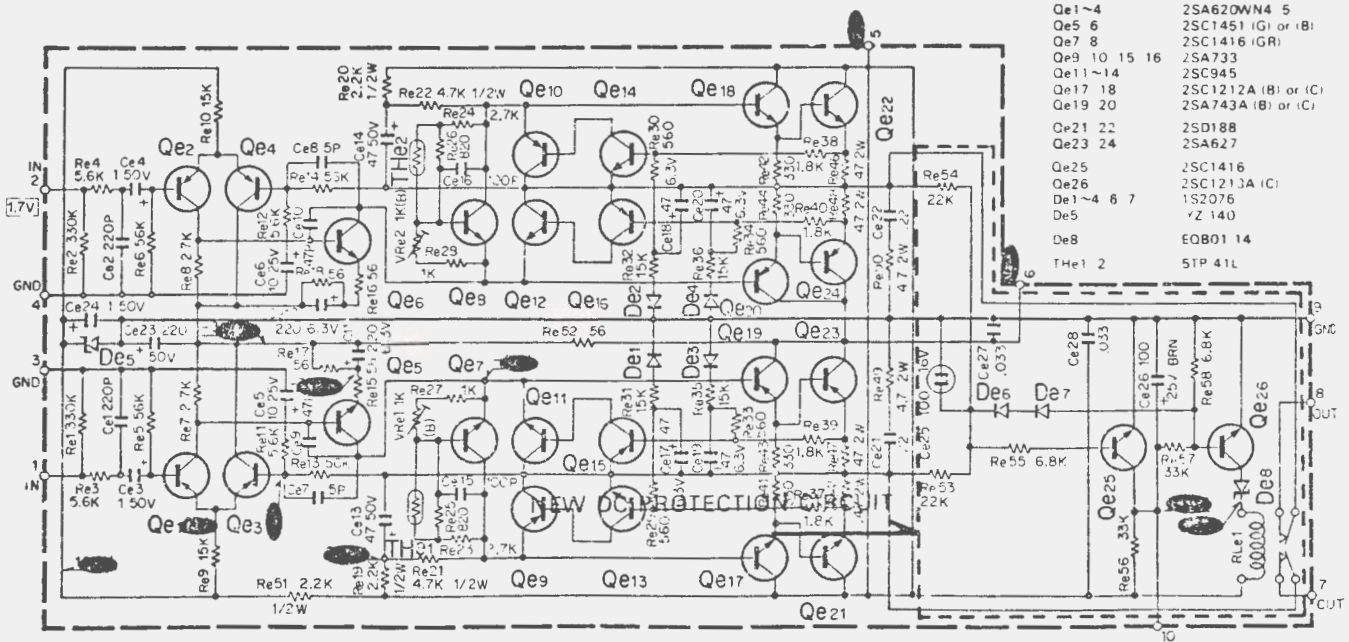
MAIN AMP UNIT (X07-1350-10, -11, -12)

© 1975-3 PRINTED IN JAPAN B51-0332-00 (G) 3300

Main amp units of KR-5400, KR-4400 and KA-4006 are revised for using New DC Voltage Protection Circuit. KR-5400's is revised from (X07-1280-10) to (X07-1350-10), KR-4400's from (X07-1280-11) to (X07-1350-11) and KA-4006's from (X07-1280-12) to (X07-1350-12). Refer to SERVICE BULLETIN NO. SB-059 about circuit description. As to specifications, no amendment is needed.

Application: From Serial No. 06xxxx

MAIN AMP (X07-1350-10)



The schematic diagram shown above is KR-5400 main amp unit (X07-1350-10). KR-4400 is modified from (X07-1350-10) to (X07-1350-11) and KA-4006's from (X07-1350-10) to (X07-1350-12). Modification points are marked on the schematic diagram with black screen and showed in the parts list.

■ PARTS LIST

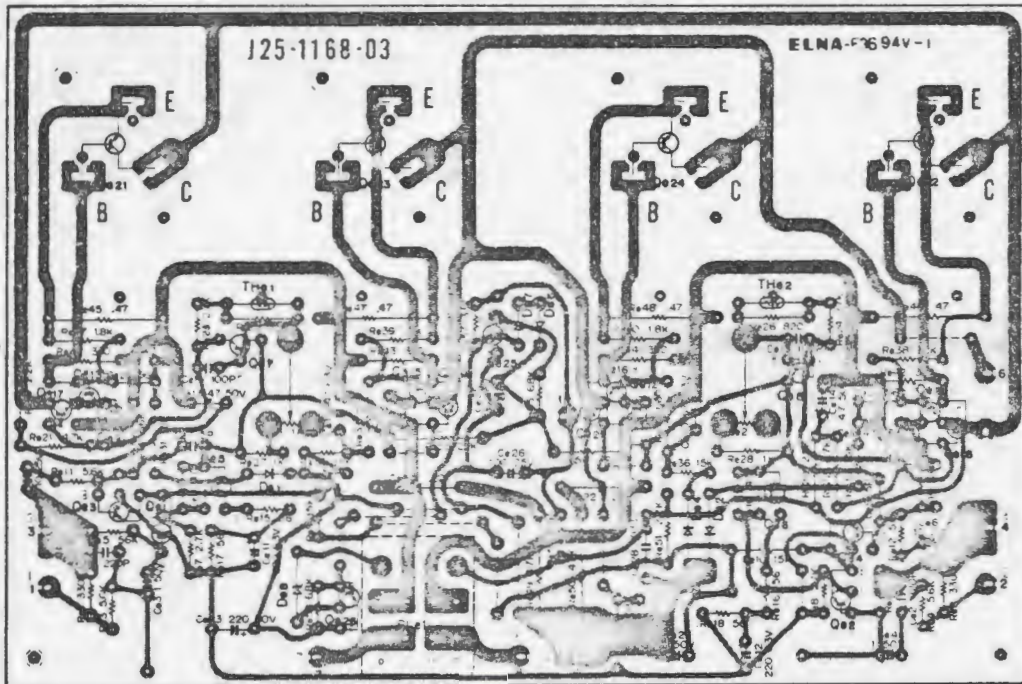
Ref No	Parts No	Description	Remarks
CAPACITOR			
Ce1 2	CC455L1H271K	Ceramic 220pF ±10%	
Ce3 4	CE04W1H010	Electrolytic 10μF 50WV	
Ce5 8	CE04W1E100	Electrolytic 10μF 25WV	
Ce7 8	CC455L1H050D	Ceramic 5pF ±0.5pF	
Ce9 10	CC455L1H470K	Ceramic 47pF ±10%	
Ce11 12	CE04W0J221	Electrolytic 220μF 6.3WV	
Ce13 14	CE04W1H470	Electrolytic 47μF 50WV	
Ce15 16	CC455L1H101K	Ceramic 100pF ±10%	
Ce17 ~ 20	CE04W0J470	Electrolytic 47μF 6.3WV	
Ce21 22	CO93M1H244M	Mylar 0.22μF ±20%	-10 -11
Ce23	CE04W1H221	Electrolytic 220μF 50WV	
Ce24	CE04W1H010	Electrolytic 1μF 50WV	
Ce25	CE04W1C101 (NPI)	Non-pole Electrolytic 100μF 16WV	
Ce26	CE04W1E101M BR	Electrolytic 100μF 25WV	
Ce27	CO93M1H333M	Mylar 0.033μF ±20%	
Ce28	CO93M1H333M	Mylar 0.033μF ±20%	-10 -11
	CO93M1H104M	Mylar 0.1μF ±20%	-12
RESISTOR			
Re1 2	PD14CY2E234J	Carbon 330kΩ ±5% 1/4W	
Re3 4	PD14CY2E562J	Carbon 5.6kΩ ±5% 1/4W	-10 -11
Re5 8	PD14CY2E222J	Carbon 2.2kΩ ±5% 1/4W	-12
Re7 8	PD14CY2E272J	Carbon 2.7kΩ ±5% 1/4W	
Re9	PD14CY2E153J	Carbon 15kΩ ±5% 1/4W	
Re10	PD14BY2E153J	Carbon 15kΩ ±5% 1/4W	
Re11 12	PD14CY2E552J	Carbon 5.6kΩ ±5% 1/4W	
Re13	PD14BY2E563J	Carbon 56kΩ ±5% 1/4W	
Re14	PD14CY2E363J	Carbon 36kΩ ±5% 1/4W	
Re15 ~ 18	PD14CY2E560J	Carbon 56kΩ ±5% 1/4W	
Re19 20	RC05GF2H222K	Carbon 2.2kΩ ±10% 1/2W	
Re21 22	RC05GF2H472K	Carbon 4.7kΩ ±10% 1/2W	
Re23 24	PD14CY2E272J	Carbon 2.7kΩ ±5% 1/4W	
Re25 26	PD14BY2E821J	Carbon 820Ω ±5% 1/4W	
Re27	PD14CY2E102J	Carbon 1kΩ ±5% 1/4W	
Re28	PD14BY2E102J	Carbon 1kΩ ±5% 1/4W	
Re29 30	PD14CY2E561J	Carbon 560Ω ±5% 1/4W	-10 -12
Re31	PD14V7E881J	Carbon 880Ω ±5% 1/4W	-11
Re32	PD14CY2E153J	Carbon 15kΩ ±5% 1/4W	
Re33 34	PD14V2E561J	Carbon 560Ω ±5% 1/4W	-10 -12
Re35 36	PD14BY2E881J	Carbon 880Ω ±5% 1/4W	-11
Re37 ~ 40	PD14BY2E153J	Carbon 15kΩ ±5% 1/4W	
	PD14BY2E182J	Carbon 1.8kΩ ±5% 1/4W	

Ref No	Parts No	Description	Remarks
RESISTOR			
Re41 ~ 44	PD14BY2E331J B	Carbon 330Ω ±5% 1/4W	
Re45 ~ 48	RN14AB3 DR47K B	Metal film 4.7kΩ ±10% 2W	
Re49 50	RN14AB3 DR47K B	Metal film 4.7kΩ ±10% 2W	
Re51	RC05GF2H222K	Carbon 2.2kΩ ±10% 1/2W	
Re52	PD14BY2E560J B	Carbon 56kΩ ±5% 1/4W	
Re53 54	PD14BY2E222J	Carbon 22kΩ ±5% 1/4W	
Re55	PD14CY2E682J	Carbon 6.8kΩ ±5% 1/4W	
Re56 57	PD14CY2E333J	Carbon 33kΩ ±5% 1/4W	
Re58	PD14CY2E682J	Carbon 6.8kΩ ±5% 1/4W	
SEMICONDUCTOR			
Qe1 ~ 4	V01 0127 05	Transistor 2SA620WN4 or 5	
Qe5 6	V03 0380 05	Transistor 2SC1451 (G) or (B)	
Qe7 8	V03 0358 05	Transistor 2SC1416 (G)R	
Qe9 10	V01 0084 05	Transistor 2SA733	
Qe11 ~ 14	V03 0270 05	Transistor 2SC945	
Qe15 16	V01 0084 05	Transistor 2SA733	
Qe17 18	V03 0235 05	Transistor 2SC1212A (B) or (C)	
Qe19 20	V01 0119 05	Transistor 2SA743A (B) or (C)	
Qe21 22	V04 0037 05	Transistor 2SD188	-10 -12
Qe23 24	V03 0321 05	Transistor 2SC1444	-11
	V01 0062 05	Transistor 2SAF27	-10 -12
	V01 0098 05	Transistor 2SA764	-11
Qe25	V03 0358 05	Transistor 2SC1416	
Qe26	V03 0235 05	Transistor 2SC1213A (C)	
De1 ~ 4	V11 0273 05	Diode 1S2076	
De5	V11 0254 05	Zener diode YZ 140	
De6 7	V11 0273 05	Diode 1S2076	
De8	V11 0254 05	Diode EOB01 14	-10
		Diode EOB01 08	-11
		Diode EOB01 11	-12
Thel 2	V22 0027 05	Thermistor STP 41L	
MISCELLANEOUS			
VRe1 2	R12 1012 05	PC trimmer potentiometer 1kΩ (B)	
Rel 1	S51 4029 05	Relay	
-	E02 0209 05	Transistor socket × 4	
-	F01 0107 23	Relay	
-	F20 0066 05	Mica plate × 4	

PC BOARD

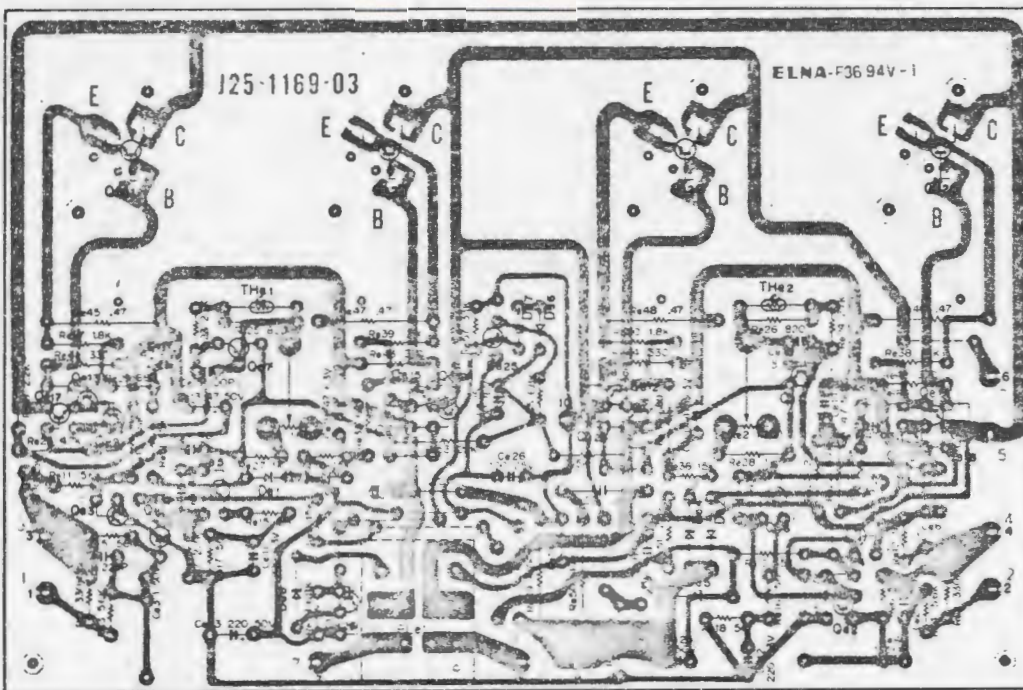
▼ MAIN AMP (X07-1350-10)

(X07-1350-12) is changed with the value of Re3, Re4, Ce28 and De8, and refer to the PARTS LIST.



Qe1~4: 2SA620WN4or5, Qe5,6: 2SC1451(G)or(B), Qe7,8: 2SC1416GR, Qe9,10,15,16: 2SA733, Qe11~14: 2SC945, Qe17,18: 2SC1212A(B)or(C), Qe19,20: 2SA743(B)or(C), Qe21,22: 2SD188, Qe23,24: 2SA627, Qe25: 2SC1416, Qe26: 2SC1213A(C), De1~4,6,7: 1S2070, De5: YZ-140, De8: EQB01-14, THe1,2: 5TP-41 L

▼ MAIN AMP (X07-1350-11)



Qe1~4: 2SA620WN4or5, Qe5,6: 2SC1451(G)or(B), Qe7,8: 2SC1416GR, Qe9,10,15,16: 2SA733, Qe11~14: 2SC945, Qe17,18: 2SC1212A(B)or(C), Qe19,20: 2SA743(B)or(C), Qe21,22: 2SC1444, Qe23,24: 2SA764, Qe25: 2SC1416, Qe26: 2SC1213A(C), De1~4,6,7: 1S2070, De5: YZ-140, De8: EQA01-08, THe1,2: 5TP-41 L

2SA620WL



2SC1213A



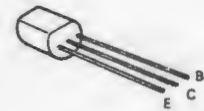
2SC1416



2SC1451



2SA733
2SC945



2SA743A
2SC1212A



2SA627
2SA764
2SC1444
2SD188

