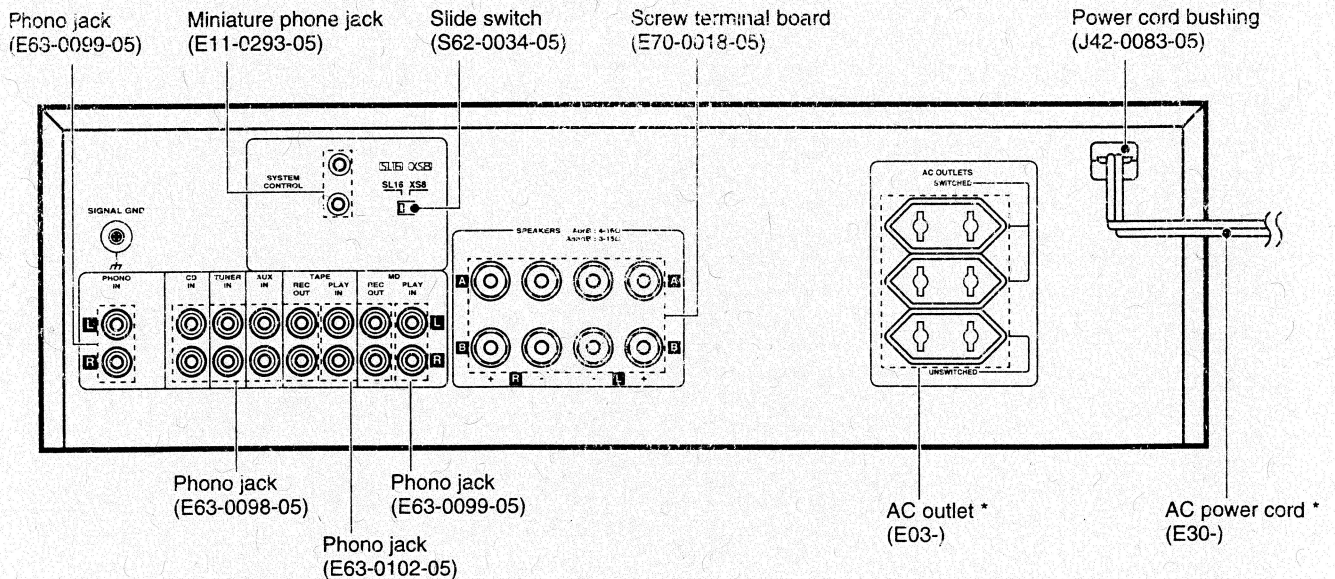
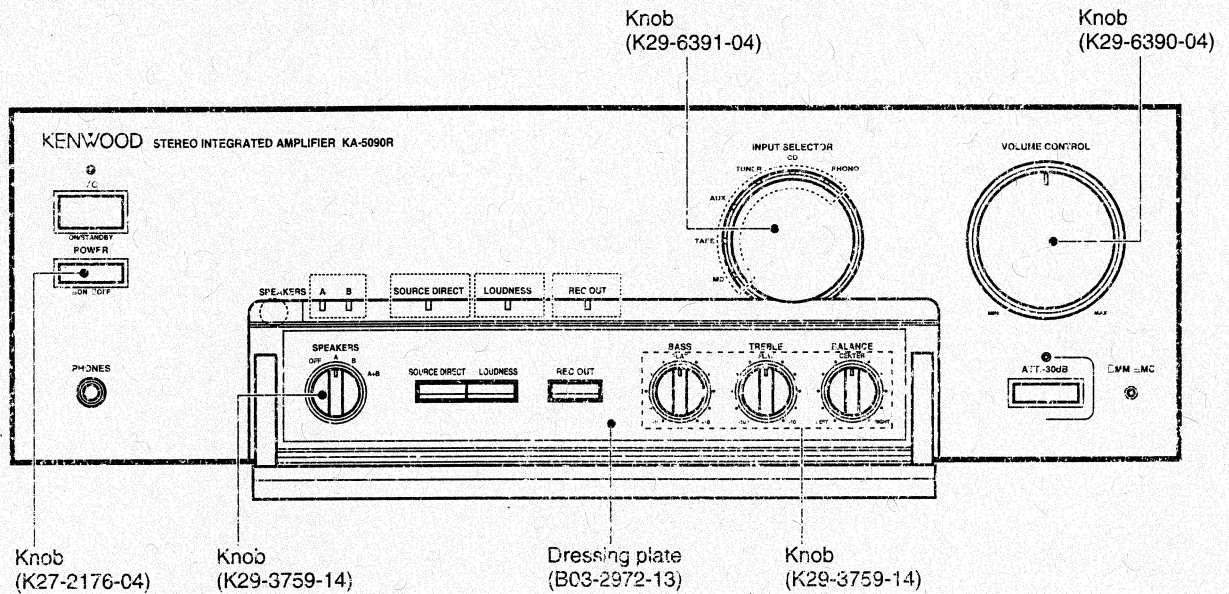


KA-5090R

SERVICE MANUAL



* Refer to parts list on page 14.

KA-5090R

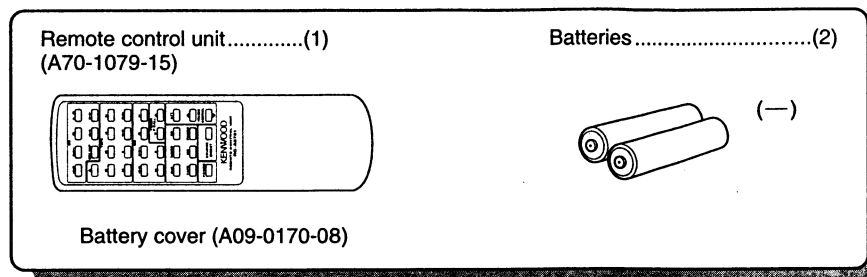
CONTENTS / ACCESSORIES

Contents

CONTENTS / ACCESSORIES	2	EXPLODED VIEW	13
ADJUSTMENT	2	PARTS LIST	14
PC BOARD	3	SPECIFICATIONS	17
SCHEMATIC DIAGRAM	7		

Please refer to KA-7090R service manual (B51-5209-00) if you want to know microprocessor and test mode.

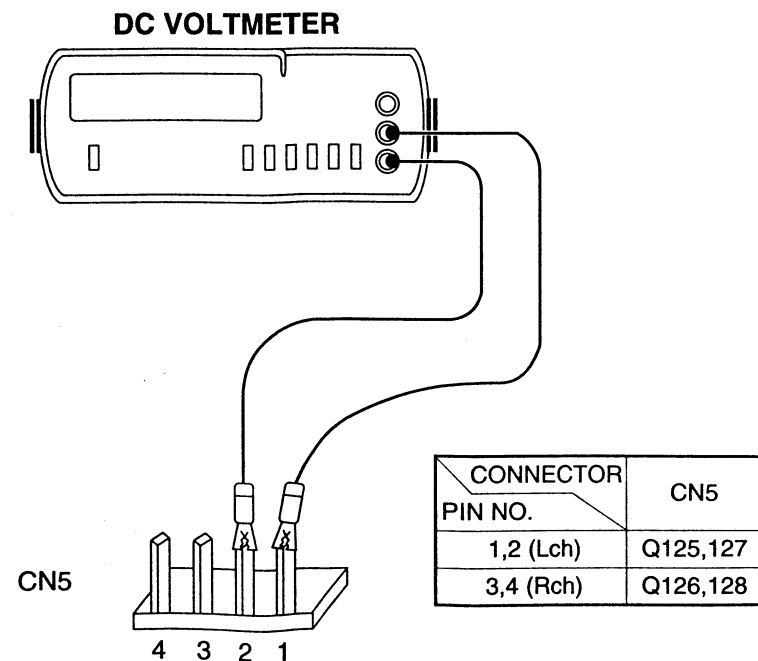
Accessories



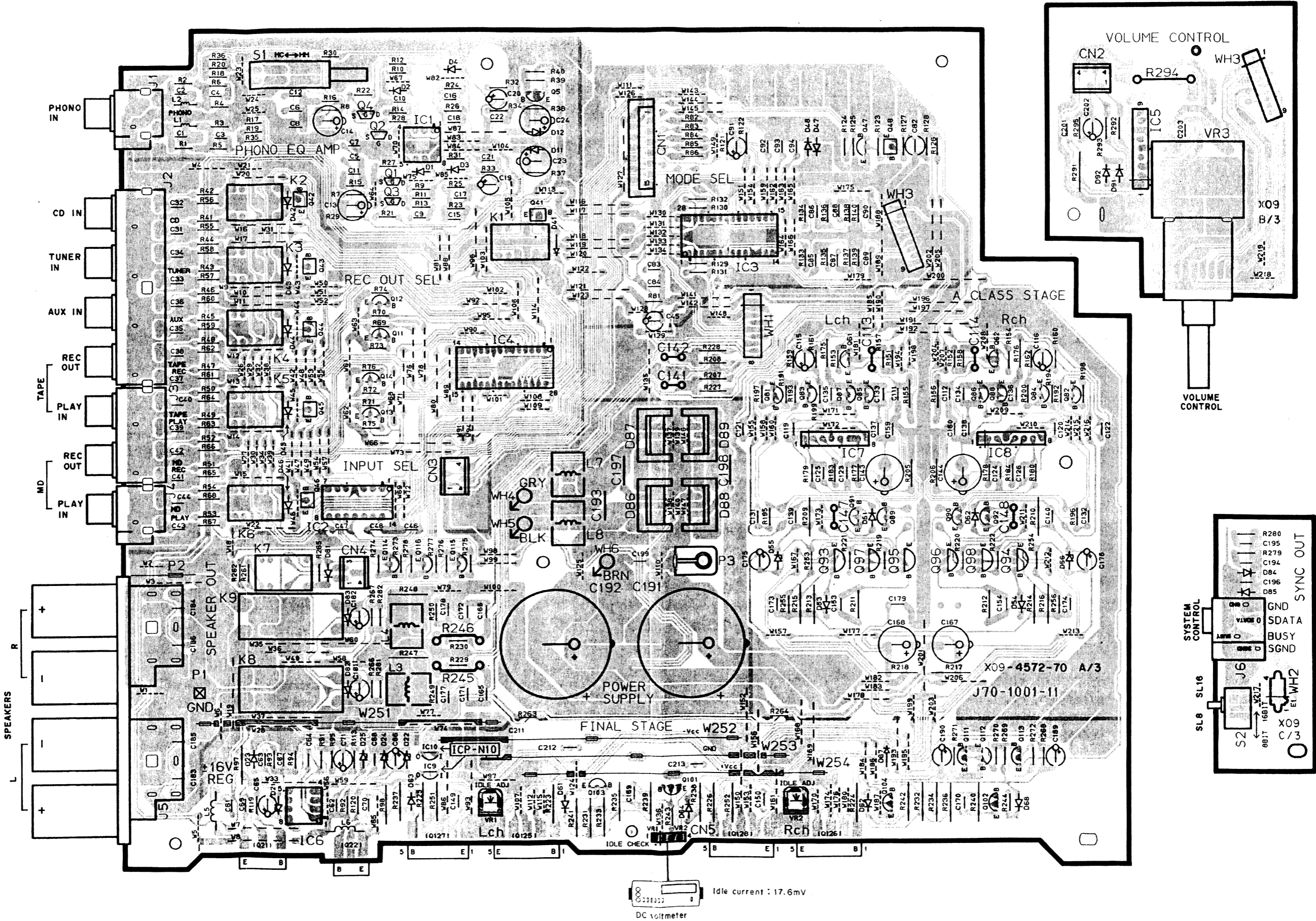
ADJUSTMENT

No.	ITEM	INPUT SETTINGS	OUTPUT SETTINGS	AMPLIFIER SETTINGS	ALIGNMENT POINTS	ALIGN FOR	FIG.
Unless otherwise specified, the individual switches should be set as following: POWER : ON SPEAKER : B REC OUT : OFF							
1	IDLE CURRENT	—	Connect a DC voltmeter between CN 5. (X09) (A/3)	VOLUME : 0	VR1 (L) VR2 (R) (X09) (A/3)	17.6 mV	(a)

(a)

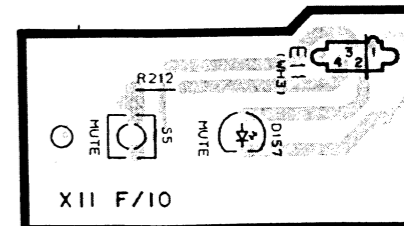
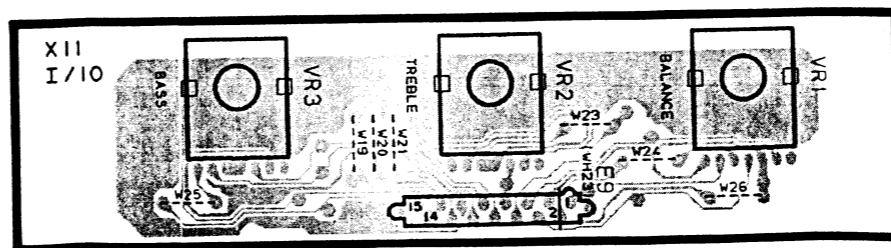
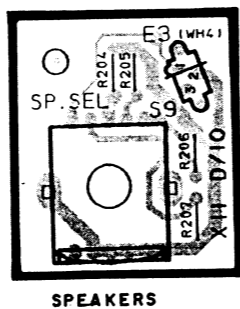
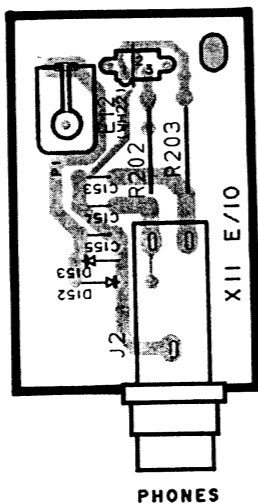
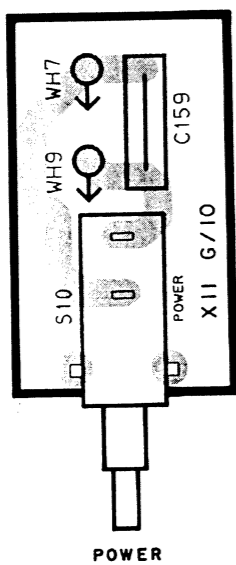
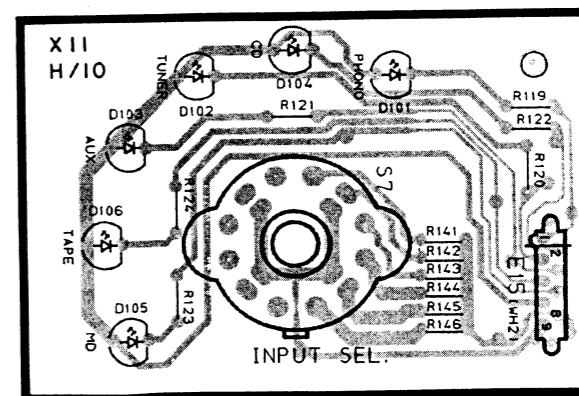
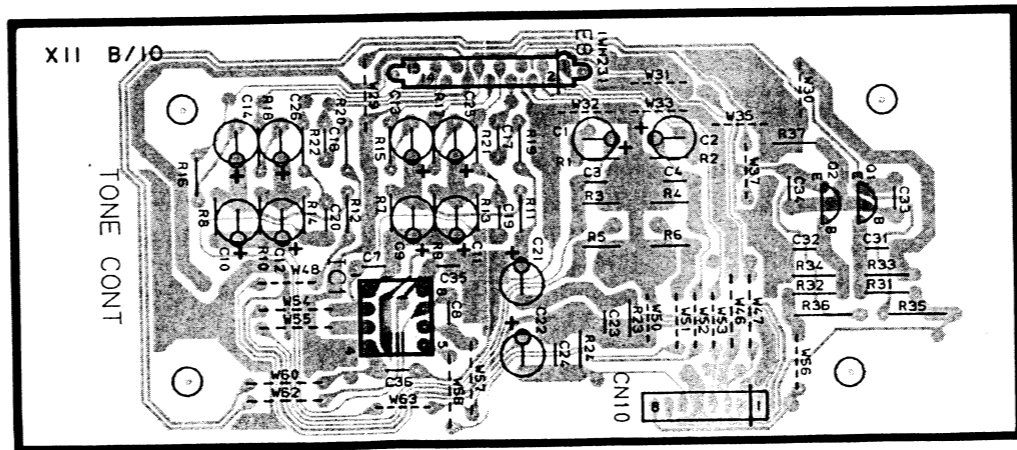
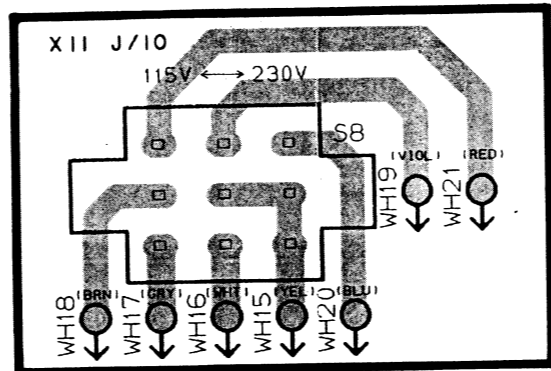
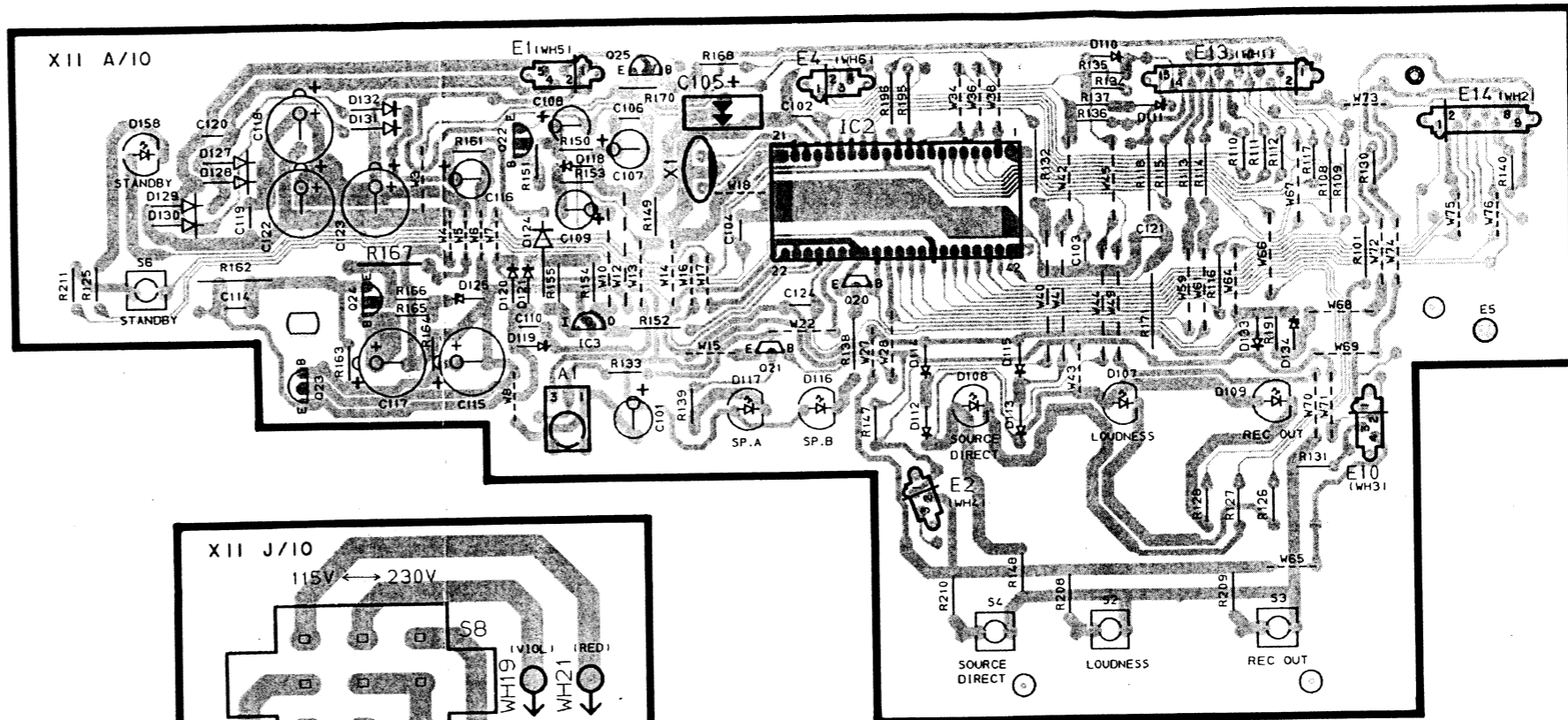
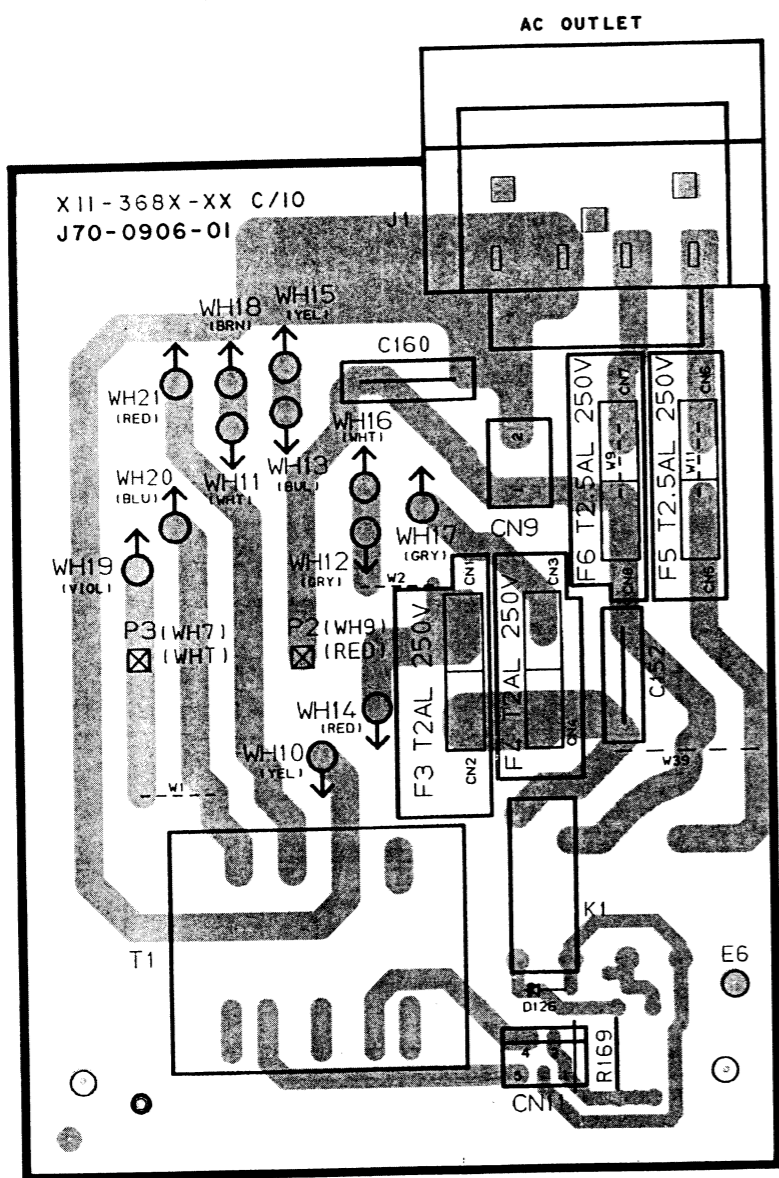


PC BOARD (Component side view)



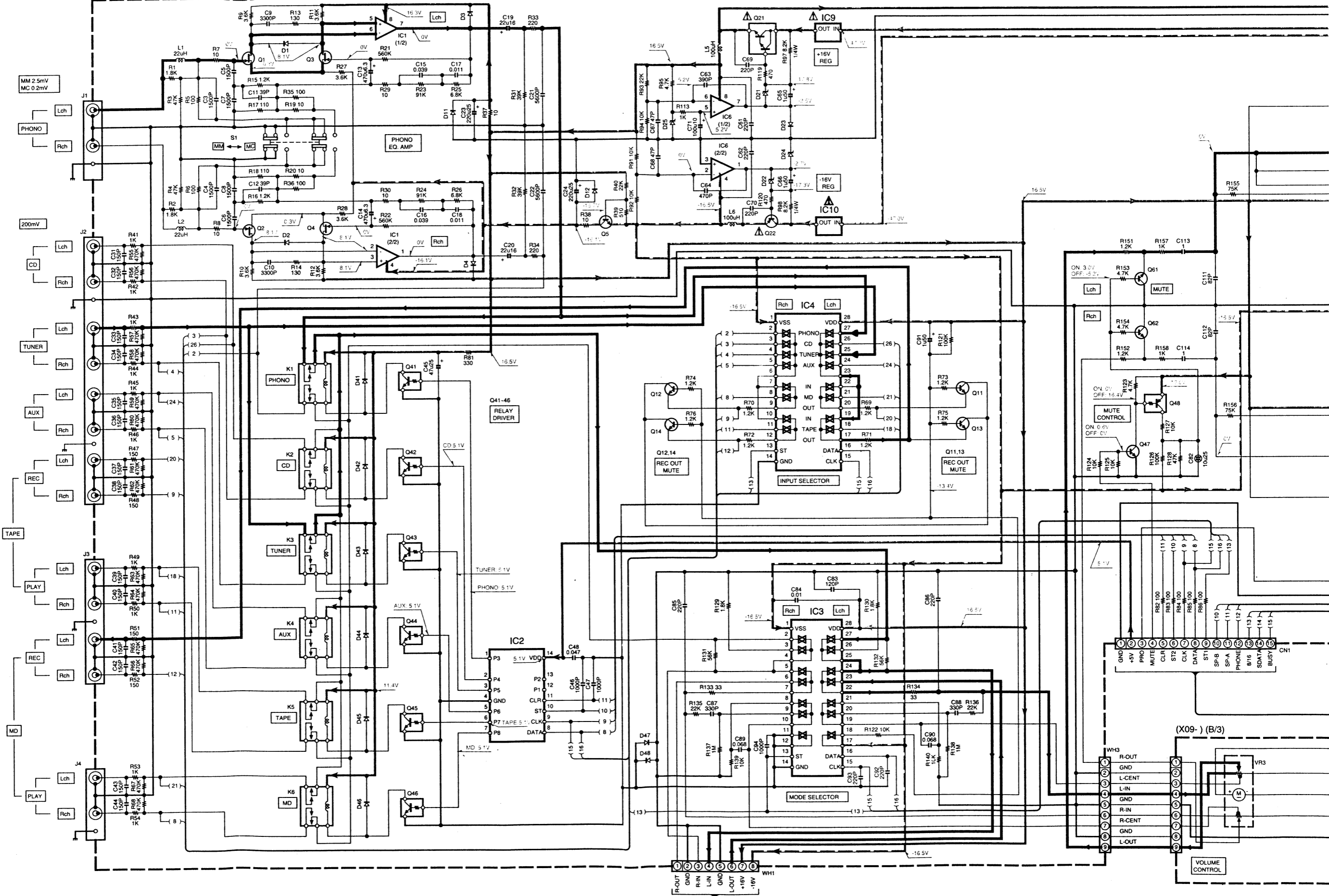
Refer to the schematic diagram for the values of resistors and capacitors.

PC BOARD (Component side view)

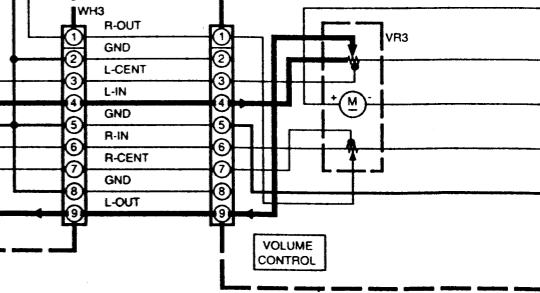


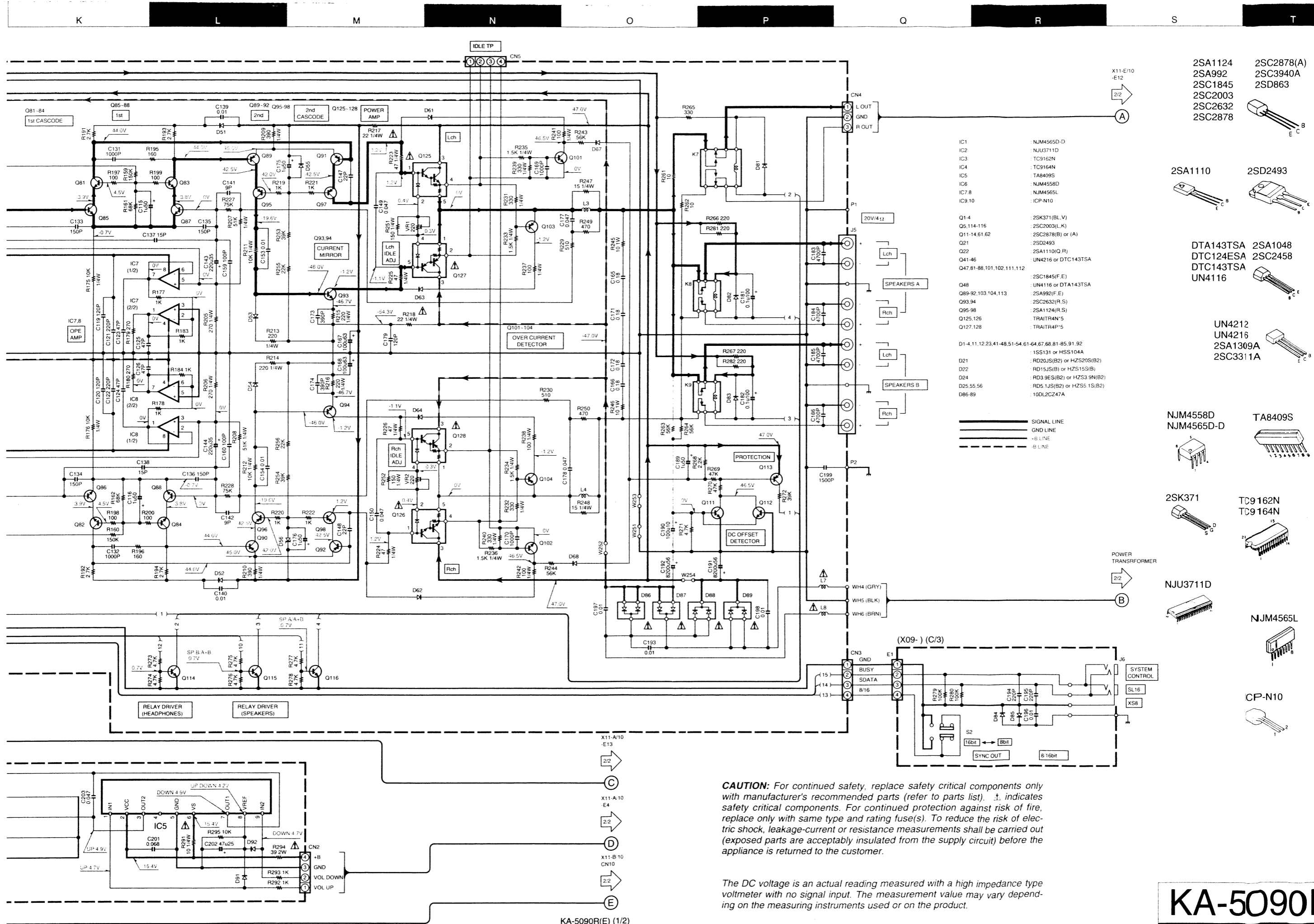
Refer to the schematic diagram for the values of resistors and capacitors.

(X09-457X-XX) (A/3)




(X09-) (B/3)

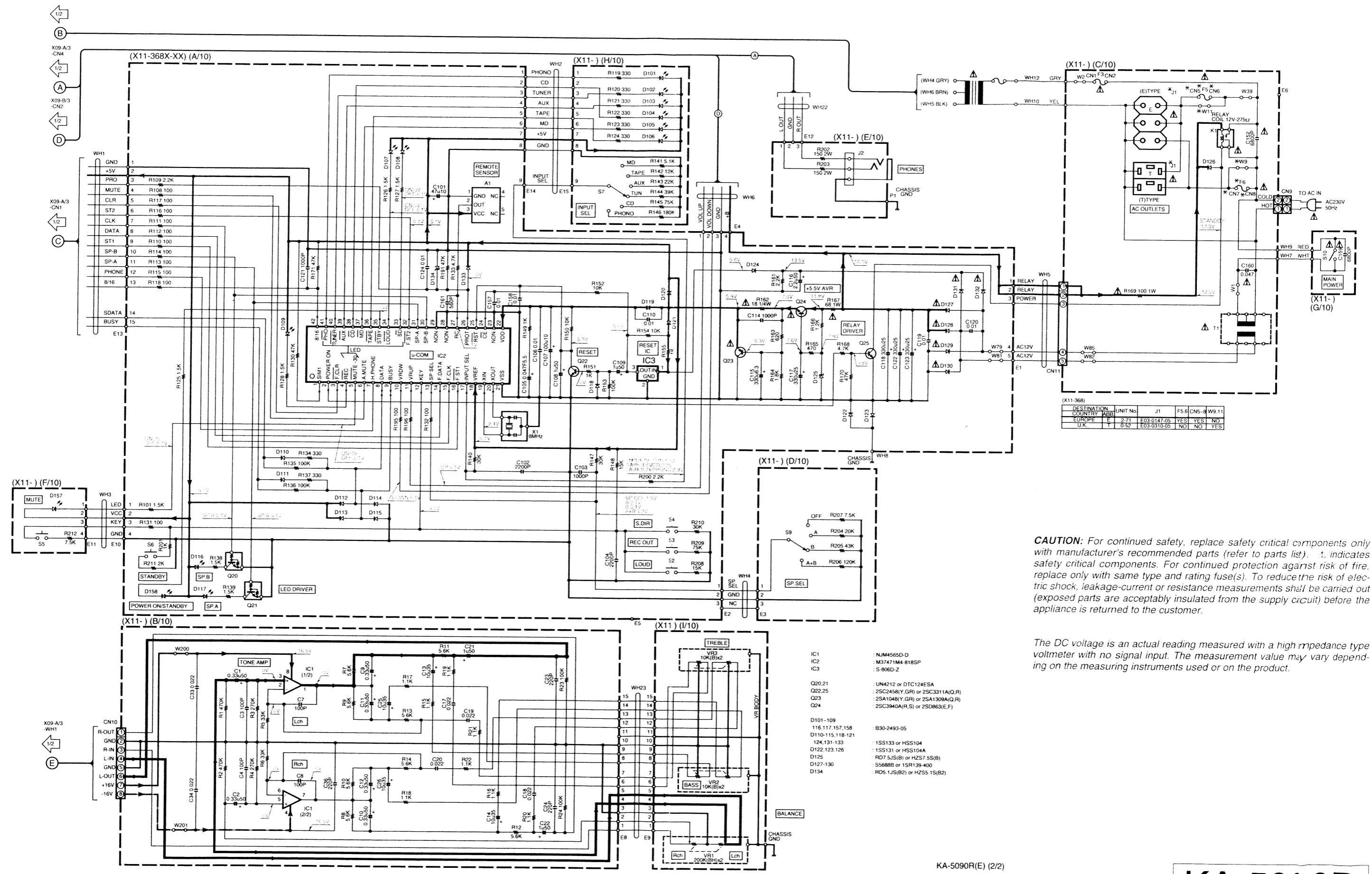




KA-5090R(E) (1/2)

Y08-5552-70





(X11-368)

DESTINATION COUNTRY	UNIT No	J1	F5	CN5-R	W9-11
EUROPE	2-21	E03-0147-06	YES	YES	NO
U.K.	0-52	E03-0310-05	NO	NO	YES


CAUTION: For continued safety, replace safety critical components only with manufacturer's recommended parts (refer to parts list). 1. indicates safety critical components. For continued protection against risk of fire, replace only with same type and rating fuse(s). To reduce the risk of electric shock, leakage-current or resistance measurements shall be carried out (exposed parts are acceptably insulated from the supply circuit) before the appliance is returned to the customer.

The DC voltage is an actual reading measured with a high impedance type voltmeter with no signal input. The measurement value may vary depending on the measuring instruments used or on the product.

- IC1 : NJM4565D-D
- IC2 : M37471M4-818SP
- IC3 : S-806D-Z
- Q20,21 : UN4212 or DTC124ESA
- Q22,25 : 2SC2458(Y,GR) or 2SC3311A(Q,R)
- Q23 : 2SA1048(Y,GR) or 2SA1309A(Q,R)
- Q24 : 2SC3940A(R,S) or 2SD863(E,F)
- D101-109 : B30-2493-05
- 116,117,157,158 : 1S5133 or HSS104
- D110-115,118-121 : 124,131-133
- D122,123,126 : 1S5131 or HSS104A
- D125 : RD7-5J(S,B) or HZS7-5S(B)
- D127-130 : S5688B or 1SR139-400
- D134 : RD5-1J(S,B2) or HZS5-1S(B2)

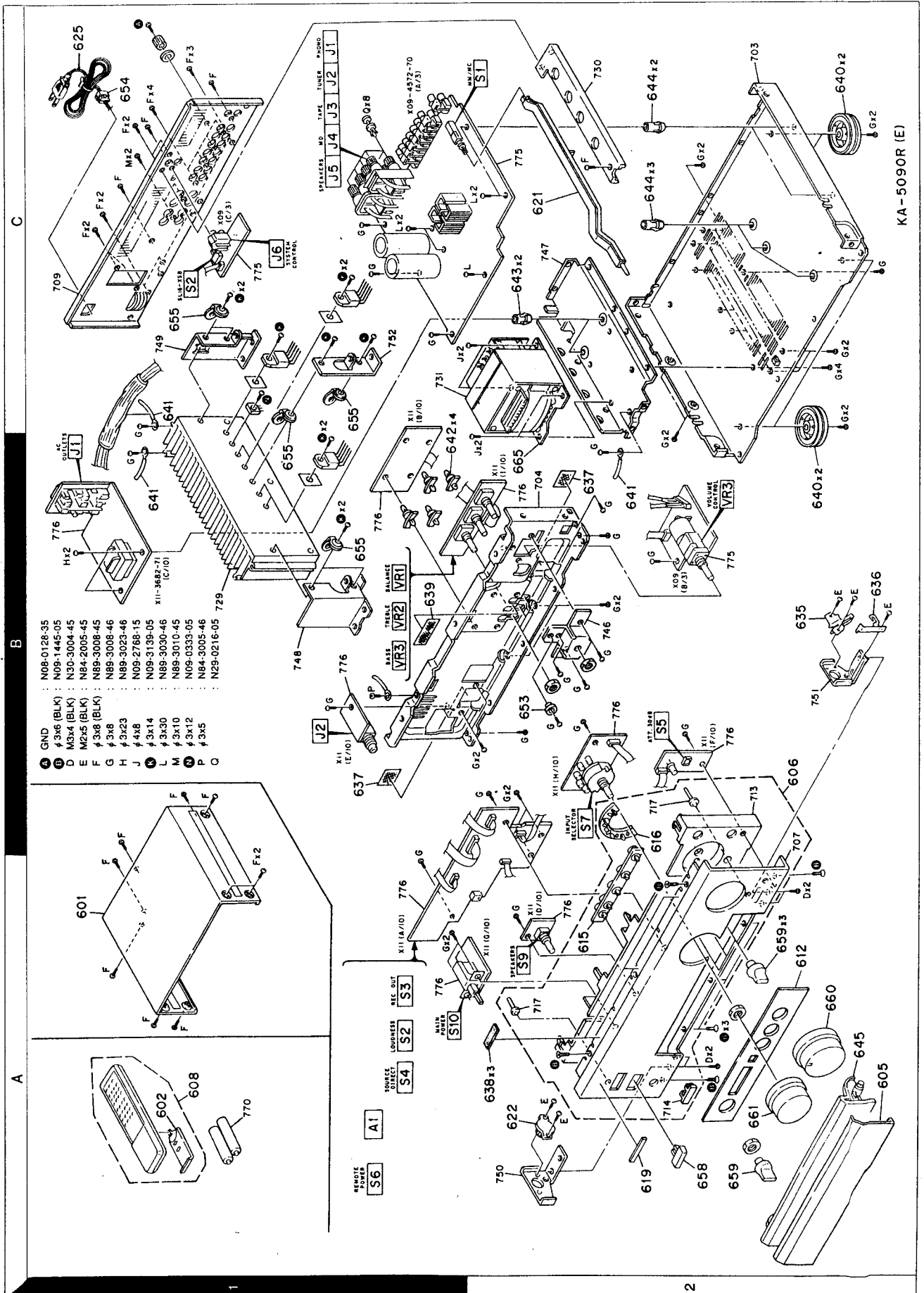
KA-5090R(E) (2/2)

Y08-5552-70



KA-5090R

EXPLODED VIEW (UNIT)



Parts with the exploded numbers larger than 700 are not supplied.

* New Parts
Parts without **Parts No.** are not supplied.
Les articles non mentionnés dans le **Parts No.** ne sont pas fournis.
Teile ohne **Parts No.** werden nicht geliefert.

①

Ref. No	Add-ress	New Parts	Parts No.	Description	Desti-nation	Re-marks
KA-5090R						
601	1A		A01-3333-21	METALLIC CABINET		
602	1A		A09-0170-08	BATTERY COVER		
605	2A		A52-0308-03	DOOR		
606	2B	*	A60-1098-02	PANEL ASSY		
608	1A	*	A70-1079-15	REMOTE CONTROLLER ASSY		
612	2A		B03-2972-13	DRESSING PLATE		
615	2A		B12-0295-04	INDICATOR		
616	2A		B12-0296-04	INDICATOR		
619	2A		B43-0302-04	KENWOOD BADGE		
-	-		B46-0310-03	WARRANTY CARD		
-	-		B58-0965-13	CAUTION CARD	T	
-	-		B58-0966-13	CAUTION CARD	E	
-	-	*	B60-3080-00	INSTRUCTION MANUAL	E	
-	-	*	B60-3081-00	INSTRUCTION MANUAL	T	
621	2C		D21-1844-03	EXTENSION SHAFT		
622	2A		D39-0200-05	DAMPER		
△ 625	1C		E30-2788-05	AC POWER CORD	E	
△ 625	1C		E30-2791-05	AC POWER CORD	T	
635	2B		G02-1011-04	FLAT SPRING		
636	2B		G02-1601-14	FLAT SPRING		
637	2B		G10-0154-04	NON-WOVEN FABRIC		
638	2A		G10-0185-04	NON-WOVEN FABRIC		
639	1B		G10-0179-04	NON-WOVEN FABRIC		
-	-		H10-7211-02	POLYSTYRENE FOAMED FIXTURE	T	
-	-		H10-7212-02	POLYSTYRENE FOAMED FIXTURE	E	
-	-		H11-0074-04	POLYSTYRENE FOAMED BOARD	T	
-	-		H12-2302-04	PACKING FIXTURE	E	
-	-		H25-0232-04	PROTECTION BAG (235X350X0.03)	T	
-	-		H25-0319-04	PROTECTION BAG	E	
-	-		H25-0651-04	PROTECTION BAG (0232)	T	
-	-		H25-0657-04	PROTECTION BAG (0319)	E	
-	-	*	H50-2229-04	ITEM CARTON CASE	T	
-	-	*	H50-2230-04	ITEM CARTON CASE	E	
640	2B,2C		J02-1147-13	FOOT (D=46,H=18.5)		
641	1B		J19-0306-05	LEAD HOLDER		
642	1B		J19-3325-05	UNIT HOLDER		
643	2C		J19-3690-04	UNIT HOLDER		
644	2C		J19-3730-04	UNIT HOLDER		
645	2A		J19-5691-22	HOLDER		
△ 653	2B		J39-0198-04	SPACER		
654	1C		J42-0083-05	POWER CORD BUSHING		
655	1B		J42-0331-04	BUSHING		
-	-		J61-0098-05	WIRE BAND		
658	2A		K27-2176-04	KNOB (BUTTON)		
659	2A		K29-3759-14	KNOB		
660	2A		K29-6390-04	KNOB		
661	2A		K29-6391-04	KNOB		
△ 665	2B	*	L07-2301-05	POWER TRANSFORMER		
AUDIO (X09-4572-70)						
C3 -8			CQ93FMG1H152J	MYLAR 1500PF J		
C9 ,10			CK45FB1H332KMM	CERAMIC 3300PF K		

L : Scandinavia K : USA P : Canada R : Mexico
Y : PX(Far East, Hawaii) T : Europe E : Europe G : Germany
Y : AAFES(Europe) X : Australia M : Other Areas

△ indicates safety critical components.

* New Parts
Parts without **Parts No.** are not supplied.
Les articles non mentionnés dans le **Parts No.** ne sont pas fournis.
Teile ohne **Parts No.** werden nicht geliefert.

②

Ref. No	Add-ress	New Parts	Parts No.	Description	Desti-nation	Re-marks
C11 ,12		*	CC45FSL1H390JN	CERAMIC 39PF J		
C13 ,14			CE04KW0J471M	ELECTRO 470UF 6.3WV		
C15 ,16			CQ93FMG1H393J	MYLAR 0.039UF J		
C17 ,18			CQ93FMG1H113J	MYLAR 0.011UF J		
C19 ,20			CE04KW1C220M	ELECTRO 22UF 16WV		
C21 ,22			CQ93FMG1H562J	MYLAR 5600PF J		
C23 ,24			CE04KW1E221M	ELECTRO 220UF 25WV		
C31 -44			CC45FSL1H151JN	CERAMIC 150PF J		
C45			CE04KW1E470M	ELECTRO 47UF 25WV		
C46 ,47			CK45FB1H102KMM	CERAMIC 1000PF K		
C48		*	CK45FF1H473ZMM	CERAMIC 0.047UF Z		
C61 ,62			CC45FSL1H221JN	CERAMIC 220PF J		
C63			CK45FB1H391KMM	CERAMIC 390PF K		
C64			CK45FB1H471KMM	CERAMIC 470PF K		
C65 ,66			CE04KW1H010M	ELECTRO 1.0UF 50WV		
C67 ,68			CC45FSL1H470JN	CERAMIC 47PF J		
C69 ,70			CC45FSL1H221JN	CERAMIC 220PF J		
C71			CE04KW1A101M	ELECTRO 100UF 10WV		
C82			CE04HW1E100M	NP-ELEC 10UF 25WV		
C83			CF92FV1H121K	MF-C 120PF K		
C84			CQ93FMG1H103J	MYLAR 0.010UF J		
C85 ,86			CC45FSL1H221JN	CERAMIC 220PF J		
C87 ,88			CC45FSL1H331JN	CERAMIC 330PF J		
C89 ,90			CQ93FMG1H683J	MYLAR 0.068UF J		
C91			CE04KW1H010M	ELECTRO 1.0UF 50WV		
C92 ,93			CC45FSL1H221JN	CERAMIC 220PF J		
C94			CK45FB1H102KMM	CERAMIC 1000PF K		
C111,112		*	CC45FSL1H820JN	CERAMIC 82PF J		
C113,114			C91-1549-05	MF-C 1.0UF 50WV		
C115,116			CE04KW1H010M	ELECTRO 1.0UF 50WV		
C119,120			CF92FV1H121K	MF-C 120PF K		
C121,122			CC45FSL1H221JN	CERAMIC 220PF J		
C123-126			CC45FSL1H470JN	CERAMIC 47PF J		
C131,132			CK45FB1H102KMM	CERAMIC 1000PF K		
C133-136			CC45FSL1H151JN	CERAMIC 150PF J		
C137,138			CC45FSL1H150JN	CERAMIC 15PF J		
C139,140			CK45FF1H103ZMM	CERAMIC 0.010UF Z		
C141,142		*	C91-1461-05	FILM 9.0PF K		
C143,144			CE04DW1V221M	ELECTRO 220UF 35WV		
C147,148			C91-1466-05	FILM 22PF K		
C149,150		*	CK45FF1H473ZMM	CERAMIC 0.047UF Z		
C153,154			CQ93FMG1H103J	MYLAR 0.010UF J		
C159,160			CC45FSL1H101JN	CERAMIC 100PF J		
C165,166			CF92FV1H184J	MF-C 0.18UF J		
C167,168			CE04DW1J101M	ELECTRO 100UF 63WV		
C169,170			CK45FB1H102KMM	CERAMIC 1000PF K		
C171,172			CF92FV1H184J	MF-C 0.18UF J		
C173,174		*	CK45FB1H391KMM	CERAMIC 390PF K		
C175,176			CE04KW1H010M	ELECTRO 1.0UF 50WV		
C177,178			CQ93FMG1H473J	MYLAR 0.047UF J		
C179		*	CC45FSL2H121JN	CERAMIC 120PF J		
C181,182			CE04KW2A0R1M	ELECTRO 0.1UF 100WV		
C183-186			CQ93FMG1H472J	MYLAR 4700PF J		
C189			CE04KW1H010M	ELECTRO 1.0UF 50WV		
C190			CE04KW1A101M	ELECTRO 100UF 10WV		

L : Scandinavia K : USA P : Canada R : Mexico
Y : PX(Far East, Hawaii) T : Europe E : Europe G : Germany
Y : AAFES(Europe) X : Australia M : Other Areas

△ indicates safety critical components.

KA-5090R

PARTS LIST

* New Parts
 Parts without **Parts No.** are not supplied.
 Les articles non mentionnés dans le **Parts No.** ne sont pas fournis.
 Teile ohne **Parts No.** werden nicht geliefert.

3

Ref. No	Add-ress	New Parts	Parts No.	Description	Desti-nation	Re-marks
C191,192		*	C90-3731-05	ALUMINIUM ELECTROLYTIC C.		
C193			CK45FE2H103PMM	CERAMIC 0.010UF P		
C194,195			CC45FSL1H221JN	CERAMIC 220PF J		
C196			CK45FF1H103ZMM	CERAMIC 0.010UF Z		
C197,198			CK45FE2H103PMM	CERAMIC 0.010UF P		
C199			CK45FB1H152KMM	CERAMIC 0.0015uF K		
C201			CQ93FMG1H683J	MYLAR 0.068UF J		
C202			CE04KW1E470M	ELECTRO 47UF 25WV		
C203			CQ93FMG1H473J	MYLAR 0.047UF J		
CN1			E40-4609-05	PIN ASSY		
CN2,3			E40-4294-05	FLAT CABLE CONNECTOR		
CN4			E40-4293-05	FLAT CABLE CONNECTOR		
CN5			E40-4873-05	PIN ASSY		
J1	1C		E63-0099-05	PHONO JACK (PHONO)		
J2	1C		E63-0098-05	PHONO JACK (TUNER)		
J3	1C		E63-0102-05	PHONO JACK (TAPE)		
J4	1C		E63-0099-05	PHONO JACK (MD)		
J5	1C		E70-0018-05	SCREW TERMINAL BOARD(SPEAKERS)		
J6	1C		E11-0293-05	MINIATURE PHONE JACK(SYSTEM)		
P2			E29-1625-04	LEAD PLATE		
E2			J11-0808-05	WIRE CLAMPER		
L1,2			L40-2201-17	SMALL FIXED INDUCTOR(22UH,K)		
L3,4			L39-0085-05	PHASE COMPENSATION COIL		
L5,6		*	L40-1011-13	SMALL FIXED INDUCTOR		
L7,8			L39-0085-05	PHASE COMPENSATION COIL		
R23,24			RN14BK2C9102FU	RN 91.0K F 1/6W		
R25,26			RN14BK2C6801FU	RN 6.80K F 1/6W		
R97,98			RD14NB2E822J	RD 8.2K J 1/4W		
R205,206			RN14BK2E2700FU	RN 270 F 1/4W		
R207,208		*	RN14BK2E5102FU	RN 51.0K F 1/4W		
R209,210			RD14NB2E391J	RD 390 J 1/4W		
R213-216			RD14NB2E221J	RD 220 J 1/4W		
R217,218			RD14NB2E220J	RD 22 J 1/4W		
R223-226			RD14NB2E470J	RD 47 J 1/4W		
R227,228		*	RN14BK2C7502FU	RN 75.0K F 1/6W		
R231,232			RD14NB2E331J	RD 330 J 1/4W		
R233-236			RD14NB2E152J	RD 1.5K J 1/4W		
R237,238			RD14NB2E101J	RD 100 J 1/4W		
R239,240			RD14NB2E331J	RD 330 J 1/4W		
R241,242			RD14NB2E101J	RD 100 J 1/4W		
R245,246			RS14KB3A100JFR	FL-PROOF RS 10 J 1W		
R247,248			RD14NB2E150J	RD 15 J 1/4W		
R251,252			RD14NB2E151J	RD 150 J 1/4W		
R291			RD14NB2E100J	RD 10 J 1/4W		
R294			RS14KB3D390JFR	FL-PROOF RS 39 J 2W		
VR1,2			R12-0605-05	TRIMMING POT.(220)(BIAS)		
VR3	2B		R31-0010-05	VARIABLE RESISTOR(VOLUME)		
K1,7			S76-0027-05	MAGNETIC RELAY (SELECTOR,PH)		
K8,9			S51-2094-05	MAGNETIC RELAY (SPEAKER)		
S1	2C		S68-0064-05	PUSH SWITCH (MM/MC)		
S2	1C		S62-0034-05	SLIDE SWITCH (SL16/XS8)		
D1			HSS104A	DIODE		
D1 -4			1SS131	DIODE		

L : Scandinavia K : USA P : Canada R : Mexico
 Y : PX(Far East, Hawaii) T : Europe E : Europe G : Germany
 Y : AAFES(Europe) X : Australia M : Other Areas

△ indicates safety critical components.

* New Parts
 Parts without **Parts No.** are not supplied.
 Les articles non mentionnés dans le **Parts No.** ne sont pas fournis.
 Teile ohne **Parts No.** werden nicht geliefert.

4

Ref. No	Add-ress	New Parts	Parts No.	Description	Desti-nation	Re-marks
D11,12			HSS104A	DIODE		
D11,12			1SS131	DIODE		
D21			HZS20S(B2)	ZENER DIODE		
D21			RD20JS(B2)	ZENER DIODE		
D22			HZS15S(B)	ZENER DIODE		
D22			RD15JS(B)	ZENER DIODE		
D23			HSS104A	DIODE		
D23			1SS131	DIODE		
D24			HZS3.9N(B2)	ZENER DIODE		
D24			RD3.9ES(B2)	ZENER DIODE		
D25			HZS5.1S(B2)	ZENER DIODE		
D25			RD5.1JS(B2)	ZENER DIODE		
D41-48			HSS104A	DIODE		
D41-48			1SS131	DIODE		
D51-54			HSS104A	DIODE		
D51-54			1SS131	DIODE		
D55,56			HZS5.1S(B2)	ZENER DIODE		
D55,56			RD5.1JS(B2)	ZENER DIODE		
D61-64			HSS104A	DIODE		
D61-64			1SS131	DIODE		
D67,68			HSS104A	DIODE		
D67,68			1SS131	DIODE		
D81-85			HSS104A	DIODE		
D81-85			1SS131	DIODE		
D86-89		*	10DL2CZ47A	DIODE		
D91,92			HSS104A	DIODE		
D91,92			1SS131	DIODE		
IC1			NJM4565D-D	IC(OP AMP X2)		
IC2			NJU3711D	MOS-IC		
IC3			TC9162N	MOS-IC		
IC4			TC9164N	MOS-IC		
IC5			TA8409S	MOS-IC		
IC6			NJM4558D	ANALOGUE IC		
IC7,8			NJM4565L	ANALOGUE IC		
IC9,10			ICP-N10	ANALOGUE IC		
Q1-4			2SK371(BL,V)	FET		
Q5			2SC2003(L,K)	TRANSISTOR		
Q11-14			2SC2878(A)	TRANSISTOR		
Q11-14			2SC2878(B)	TRANSISTOR		
Q21			2SD2493	TRANSISTOR		
Q22			2SA1110(Q,R)	TRANSISTOR		
Q41-46			DTC143TSA	DIGITAL TRANSISTOR		
Q41-46			UN4216	DIGITAL TRANSISTOR		
Q47			2SC1845(F,E)	TRANSISTOR		
Q48			DTA143TSA	DIGITAL TRANSISTOR		
Q48			UN4116	DIGITAL TRANSISTOR		
Q61,62			2SC2878(A)	TRANSISTOR		
Q61,62			2SC2878(B)	TRANSISTOR		
Q81-88			2SC1845(F,E)	TRANSISTOR		
Q89-92			2SA992(F,E)	TRANSISTOR		
Q93,94			2SC2632(R,S)	TRANSISTOR		
Q95-98			2SA1124(R,S)	TRANSISTOR		
Q101,102			2SC1845(F,E)	TRANSISTOR		
Q103,104			2SA992(F,E)	TRANSISTOR		
Q111,112			2SC1845(F,E)	TRANSISTOR		

L : Scandinavia K : USA P : Canada R : Mexico
 Y : PX(Far East, Hawaii) T : Europe E : Europe G : Germany
 Y : AAFES(Europe) X : Australia M : Other Areas

△ indicates safety critical components.

PARTS LIST

KA-5090R

* New Parts
Parts without **Parts No.** are not supplied.
Les articles non mentionnés dans le **Parts No.** ne sont pas fournis.
Teile ohne **Parts No.** werden nicht geliefert.

5

Ref. No	Add-ress	New Parts	Parts No.	Description	Desti-nation	Re-marks
Q113			2SA992(F,E)	TRANSISTOR		
Q114-116			2SC2003(L,K)	TRANSISTOR		
Q125,126			TRAITR4N*5	TRANSISTOR		
Q127,128			TRAITR4P*5	TRANSISTOR		
CONTROL (X11-3682-71)						
D101-109			B30-2493-05	LED(RED)		
D116,117			B30-2493-05	LED(RED)		
D157,158			B30-2493-05	LED(RED)		
C1_2			CE04KW1HR33M	ELECTRO	0.33UF	50WV
C3_4			CF92FV1H101K	MF-C	100PF	K
C7_8			CC45FSL1H101JN	CERAMIC	100PF	J
C9_-12			CE04KW1HR33M	ELECTRO	0.33UF	50WV
C13_14			CE04KW1V100M	ELECTRO	10UF	35WV
C17-20			CQ93FMG1H223J	MYLAR	0.022UF	J
C21_22			CE04KW1H010M	ELECTRO	1.0UF	50WV
C23_24			CF92FV1H221K	MF-C	220PF	K
C25_26			CE04KW1V100M	ELECTRO	10UF	35WV
C33_34		*	CK45FF1H223ZMM	CERAMIC	0.022UF	Z
C36			CF92FV1H221K	MF-C	220PF	K
C101			CE04KW1A470M	ELECTRO	47UF	10WV
C102			CQ93FMG1H222J	MYLAR	2200PF	J
C103			CQ93FMG1H102J	MYLAR	1000PF	J
C104			CQ93FMG1H222J	MYLAR	2200PF	J
C105			C90-1826-05	BACKUP-C	0.047F	5.5WV
C106			CQ93FMG1H103J	MYLAR	0.010UF	J
C107			CE04KW1A101M	ELECTRO	100UF	10WV
C108,109			CE04KW1H010M	ELECTRO	1.0UF	50WV.
C110			CQ93FMG1H103J	MYLAR	0.010UF	J
C114			CQ93FMG1H102J	MYLAR	1000PF	J
C115			C90-3216-05	ELECTRO	330UF	6.3WV
C116			CE04KW1H2R2M	ELECTRO	2.2UF	50WV
C117,118			CE04DW1E331M	ELECTRO	330UF	25WV
C119			CQ93FMG1H103J	MYLAR	0.010UF	J
C120			CK45FF1H103ZMM	CERAMIC	0.010UF	Z
C121			CQ93FMG1H102J	MYLAR	1000PF	J
C122,123			CE04DW1E331M	ELECTRO	330UF	25WV
C124			CK45FF1H103ZMM	CERAMIC	0.010UF	Z
C152			C91-1488-05	MF	6800PF	250VAC
C157,158			CK45FF1H103ZMM	CERAMIC	0.010UF	Z
C159			C91-1488-05	MF	6800PF	250VAC
C160			C91-1444-05	MF	0.047UF	250VAC
C161			CC45FSL1H561JN	CERAMIC	560PF	J
CN9			E40-4245-05	PIN ASSY		
CN10			E40-3252-05	PIN ASSY		
CN11			E40-4295-05	FLAT CABLE CONNECTOR		
J1	1B		E03-0147-05	AC OUTLET		
J1	1B		E03-0310-05	AC OUTLET		
J2	1B		E11-0271-05	PHONE JACK (METAL SLEEVE)		
F3			F05-1623-05	FUSE (SEMKO)	(250V T1.6AL)	
F5_6			F05-2525-05	FUSE (SEMKO)	(250V T2.5AL)	
CN1_2			J13-0075-05	FUSE CLIP		
CN5-8			J13-0075-05	FUSE CLIP		
E5_6			J11-0808-05	WIRE CLAMPER		

L : Scandinavia K : USA P : Canada R : Mexico
Y : PX(Far East, Hawaii) T : Europe E : Europe G : Germany
Y : AAFES(Europe) X : Australia M : Other Areas

Δ indicates safety critical components.

* New Parts
Parts without **Parts No.** are not supplied.
Les articles non mentionnés dans le **Parts No.** ne sont pas fournis.
Teile ohne **Parts No.** werden nicht geliefert.

6

Ref. No	Add-ress	New Parts	Parts No.	Description	Desti-nation	Re-marks
T1		*	L07-2195-05	POWER TRANSFORMER		
X1			L78-0290-05	RESONATOR (8MHZ)		
R162			RD14NB2E180J	RD	18	J 1/4W
R167		*	RS14KB3A680JFR	FL-PROOF RS	68	J 1W
R169		*	RS14KB3A101JFR	FL-PROOF RS	100	J 1W
R202,203		*	RS14KB3D151JFR	FL-PROOF RS	150	J 2W
VR1	1B	*	R31-0072-05	VARIABLE RESISTOR(BALANCE)		
VR2_3	1B	*	R31-0071-05	VARIABLE RESISTOR(TONE)		
K1			S76-0044-05	MAGNETIC RELAY (POWER)		
S2_6	1A,2B		S70-0031-05	TACT SWITCH		
S7	2A		S60-0032-05	ROTARY SWITCH (SELECTOR)		
S9	2A	*	S60-0035-05	ROTARY SWITCH (SPEAKERS)		
S10	1A		S40-1138-05	PUSH SWITCH (POWER TYPE)		
D110-115			HSS104	DIODE		
D110-115			1SS133	DIODE		
D118-121			HSS104	DIODE		
D118-121			1SS133	DIODE		
D122,123			HSS104A	DIODE		
D122,123			1SS131	DIODE		
D124			HSS104	DIODE		
D124			1SS133	DIODE		
D125			HZS7.5S(B)	ZENER DIODE		
D125			RD7.5JS(B)	ZENER DIODE		
D126			HSS104A	DIODE		
D126			1SS131	DIODE		
D127-130			S5688B	DIODE		
D127-130			1SR139-400	DIODE		
D131-133			HSS104	DIODE		
D131-133			1SS133	DIODE		
D134			HZS5.1S(B2)	ZENER DIODE		
D134			RD5.1JS(B2)	ZENER DIODE		
D134			NJM4565D-D	IC(OP AMP X2)		
IC1			M37471M4-818SP	MI-COM IC		
IC2						
IC3			S-806D-Z	ANALOGUE IC		
Q20_21			DTC124ESA	DIGITAL TRANSISTOR		
Q20_21			UN4212	DIGITAL TRANSISTOR		
Q22			2SC2458(Y,GR)	TRANSISTOR		
Q22			2SC3311A(Q,R)	TRANSISTOR		
Q23			2SA1048(Y,GR)	TRANSISTOR		
Q23			2SA1309A(Q,R)	TRANSISTOR		
Q24			2SC3940A(R,S)	TRANSISTOR		
Q24			2SD863(E,F)	TRANSISTOR		
Q25			2SC2458(Y,GR)	TRANSISTOR		
Q25			2SC3311A(Q,R)	TRANSISTOR		
A1	1A		W02-2537-05	ELECTRIC CIRCUIT MODULE		

L : Scandinavia K : USA P : Canada R : Mexico
Y : PX(Far East, Hawaii) T : Europe E : Europe G : Germany
Y : AAFES(Europe) X : Australia M : Other Areas

Δ indicates safety critical components.

KA-5090R

SPECIFICATIONS

Continuous rated output

(DIN/IEC)

4 Ω 100 W + 100 W

8 Ω 90 W + 90 W

(IEC) 20 Hz to 20,000 Hz, 0.05 % T.H.D.

4 Ω 90 W + 90 W

8 Ω 85 W + 85 W

Total harmonic distortion

.....0.05 % (20 Hz ~ 20 kHz, 45 W, 8 Ω)

.....0.004 % (1 kHz, 45 W, 8 Ω)

Damping factor250 (50 Hz)

Frequency response

LINE (CD, TAPE TUNER, AUX, MD)

.....5 Hz ~ 100 kHz, +0 dB, -3 dB

PHONO 'RIAA' response ..20 Hz ~ 20 kHz, +0.3 dB, -0.3 dB

Maximum input level

PHONO (MM)120 mV, 0.3 % T.H.D. at 1 kHz

PHONO (MC)10 mV, 0.3 % T.H.D. at 1 kHz

Signal to noise ratio (IHF 66')

PHONO (MM)88 dB

PHONO (MC)68 dB

LINE (CD, TAPE TUNER, AUX, MD)105 dB

TONE CONTROL

BASS ± 10 dB (100 Hz)

TREBLE ± 10 dB (10 kHz)

LOUDNESS control (VOLUME at -30 dB level)

.....+6 dB (100 Hz)

.....+3 dB (10 kHz)

Input sensitivity/impedance

PHONO (MM)2.5 mV/47 k Ω

PHONO (MC)0.2 mV/100 Ω

LINE (CD, TAPE TUNER, AUX, MD)200 mV/47 k Ω

Output level/impedance

TAPE REC200 mV/1.5 k Ω

MD REC200 mV/1.5 k Ω

GENERAL

Power consumption300 W

AC outlet

SWITCHED2 (total 95 W max.)

UNSWITCHED1 (100 W max.)

DimensionsW : 440 mm

H : 147 mm

D : 392 mm

Weight (net)10.0 kg



KENWOOD follows a policy of continuous advancements in development. For this reason specifications may be changed without notice.