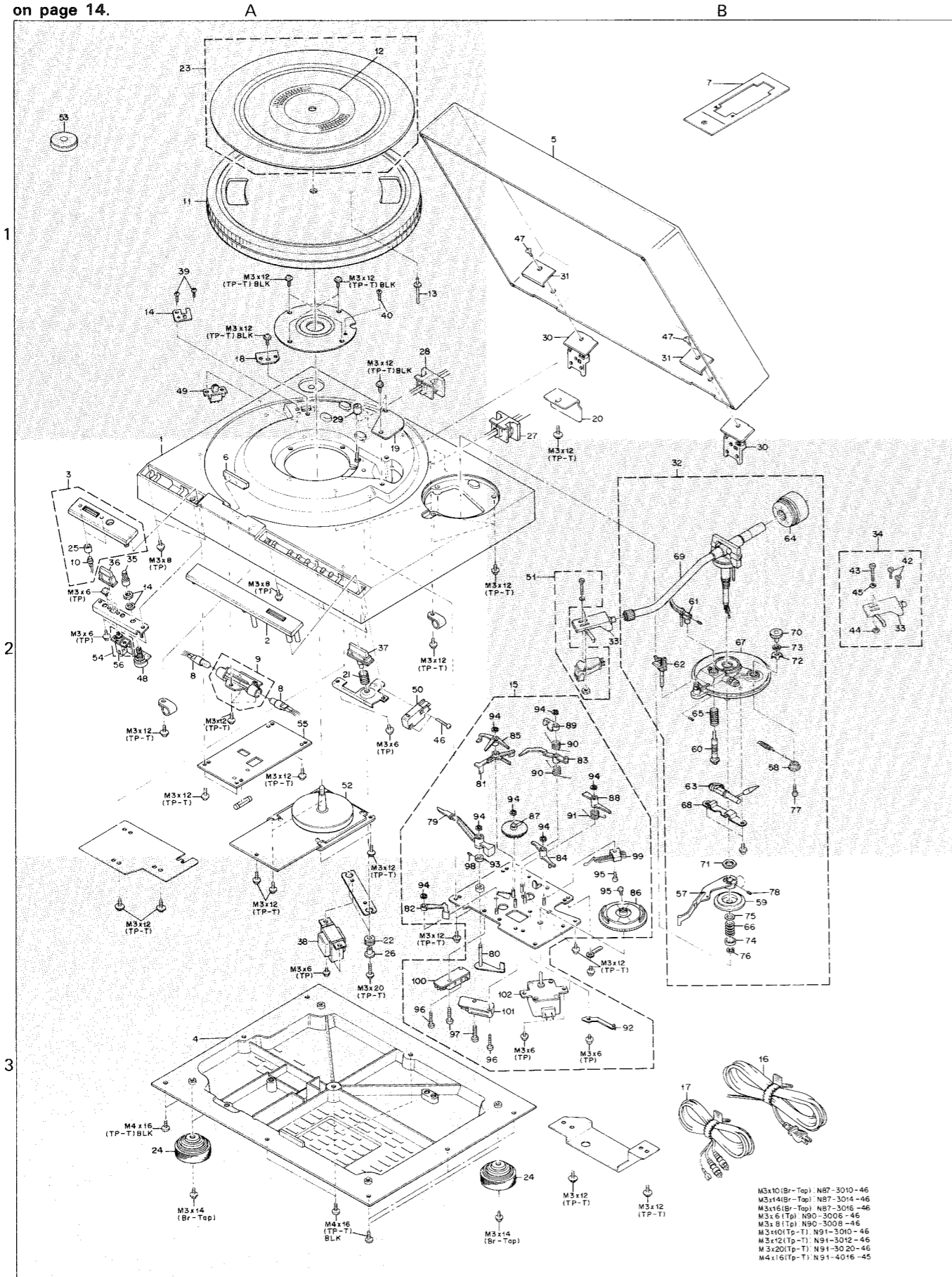


See parts numbers  
on page 14.



Ref. No.	Parts No.	Description	Re- marks
参照番号	部品番号	部品名 / 規格	備考
1	2A	A02-0319-05 PLASTIC CABINET	*M
2	2A	A21-0672-23 DRESSING PANEL	KW
2	2A	A21-0672-23 DRESSING PANEL	XP
2	2A	A21-0672-23 DRESSING PANEL	HSU
2	2A	A21-0674-23 DRESSING PANEL	*T
3	2A	A21-0675-24 SPEED SELECTOR ASSY	*
4	3A	A40-0535-22 BOTTOM PLATE	*M
4	3A	A40-0535-22 BOTTOM PLATE	ST
4	3A	A40-0535-22 BOTTOM PLATE	WX
4	3A	A40-0535-22 BOTTOM PLATE	UP
4	3A	A40-0535-22 BOTTOM PLATE	H
4	3A	A40-0536-02 BOTTOM PLATE	*K
5	1B	A53-0223-12 DUST COVER ASSY	*
6	2A	B08-3203-14 INDICATOR	*
7	1B	B23-0004-04 OVERHANG GAUGE	KT
7	1B	B23-0004-04 OVERHANG GAUGE	F
8	2A	B30-0709-05 LAMP X2	*
9	2A	B38-0210-03 STROBO ASSY	*
-	-	B46-0055-20 WARRANTY CARD	F
-	-	B46-0060-00 WARRANTY CARD	T
-	-	B46-0061-20 WARRANTY CARD	K
-	-	B46-0062-20 WARRANTY CARD	UH
-	-	B46-0063-00 WARRANTY CARD	U
-	-	B46-0064-00 WARRANTY CARD	X
-	-	B50-2310-00 INSTRUCTION MANUAL	*M
-	-	B50-2310-00 INSTRUCTION MANUAL	XP
-	-	B50-2314-00 INSTRUCTION MANUAL	*K
-	-	B50-2314-00 INSTRUCTION MANUAL	SW
-	-	B50-2314-00 INSTRUCTION MANUAL	UH
-	-	B50-2315-00 INSTRUCTION MANUAL	*T
10	2A	B38-0211-05 LED ASSY X2	*
11	1A	D02-0028-05 TURNTABLE PLATTER	*
12	1A	D09-0202-04 STROBOSCOPE	
13	1A	D19-0032-04 TRIP PIN	
14	1A	D32-0080-24 STOPPER	MS
14	1A	D32-0080-24 STOPPER	WX
14	1A	D32-0080-24 STOPPER	UH
15	2B	D40-0457-22 RETURN MECHANISM ASSY	*M
15	2B	D40-0457-22 RETURN MECHANISM ASSY	ST
15	2B	D40-0457-22 RETURN MECHANISM ASSY	WX
15	2B	D40-0457-22 RETURN MECHANISM ASSY	UH
15	2B	D40-0458-02 RETURN MECHANISM ASSY	*K
15	2B	D40-0458-02 RETURN MECHANISM ASSY	F
16	3B	E30-0181-05 POWER CORD	KP
16	3B	E30-0185-05 POWER CORD	X
16	3B	E30-0459-05 POWER CORD	WH
16	3B	E30-0587-05 POWER CORD	ST
16	3B	E30-1317-15 POWER CORD	MU
17	3B	E30-1319-15 AUDIO CORD	MS
17	3B	E30-1319-15 AUDIO CORD	TW
17	3B	E30-1319-15 AUDIO CORD	XU
17	3B	E30-1319-15 AUDIO CORD	PH
17	3B	E30-1320-25 AUDIO CORD	K
18	1A	F07-0610-04 HOLE COVER PLATE	*
19	2A	F07-0643-04 HOLE COVER	*
20	2B	F07-0644-04 COVER	*



### MOTOR AND TURNTABLE

**Drive System** Direct-drive system  
**Motors** Coreless & slotless DC servo motor  
**Turntable Platter** 12-pole AC geared motor (for automatic action)  
 31 cm (12-3/16") diameter  
 1.15 kg (2.54 lbs.) weight  
 Aluminum alloy, die cast  
**Speeds** 2 speeds, 33-1/3 and 45 r.p.m.  
**Speed Control Range** Within ±3%  
**Wow & Flutter** Less than 0.03% (WRMS)  
**Rumble** DIN weighted Better than -71 dB

### TONEARM

**Type** Static-balance type, S-shaped pipe arm  
**Effective Arm Length** 225 mm (8-7/8")  
**Overhang** 15 mm (9/16")  
**Tracking Error** ±1.5 degree  
**Tracking Force Variable Range** 0 to 3 grams  
**Usable Cartridge Weight** 3 to 9 grams (with supplied headshell)

### CARTRIDGE

(U.S.A., Canada and U.K. models are not equipped with the V-39 MKIII.)  
**Furnished Cartridge** V-39 MKIII  
**Frequency Response** 20-20,000 Hz  
**Output Voltage** 2.3 mV (1,000 Hz, 5 cm/sec.)  
**Load Impedance** 47 k ohms  
**Stylus** 0.5 mil diamond  
**Optimum Tracking Force** 1.5 +0.3, -0 grams  
**Replacement Stylus** N-39 MKIII

### MISCELLANEOUS

**Power Requirements** AC 120 V, 60 Hz: U.S.A. and Canada Models  
 AC 240 V, 50 Hz: U.K. Model  
 AC 120 V/220V (Switchable), 50/60 Hz:  
 European and Military Models.  
 AC 120 V/240V (Switchable), 50/60 Hz:  
 Other countries  
**Power Consumption** 9 watts

**Dimensions** W 440 mm (17-5/16")  
 H 140 mm (5-1/2")  
 D 375 mm (14-3/4")  
**Weight** 7.2 kg (15.9 lbs.)

**Built-in Features** Auto-return/cut tonearm system,  
 Anti-skating device,  
 Oil-damped cueing device,  
 Illuminated stroboscope,  
 Speed adjustment control,  
 Low capacitance phono cables,  
 Headshell and 45 rpm adaptor stand,  
 Tracking force direct readout counter,  
 Built-in insulator,  
 45 rpm adaptor.

### Supplied Accessory

**Note:** Kenwood follows a policy of continuous advancements in development. For this reason specifications may be changed without notice.

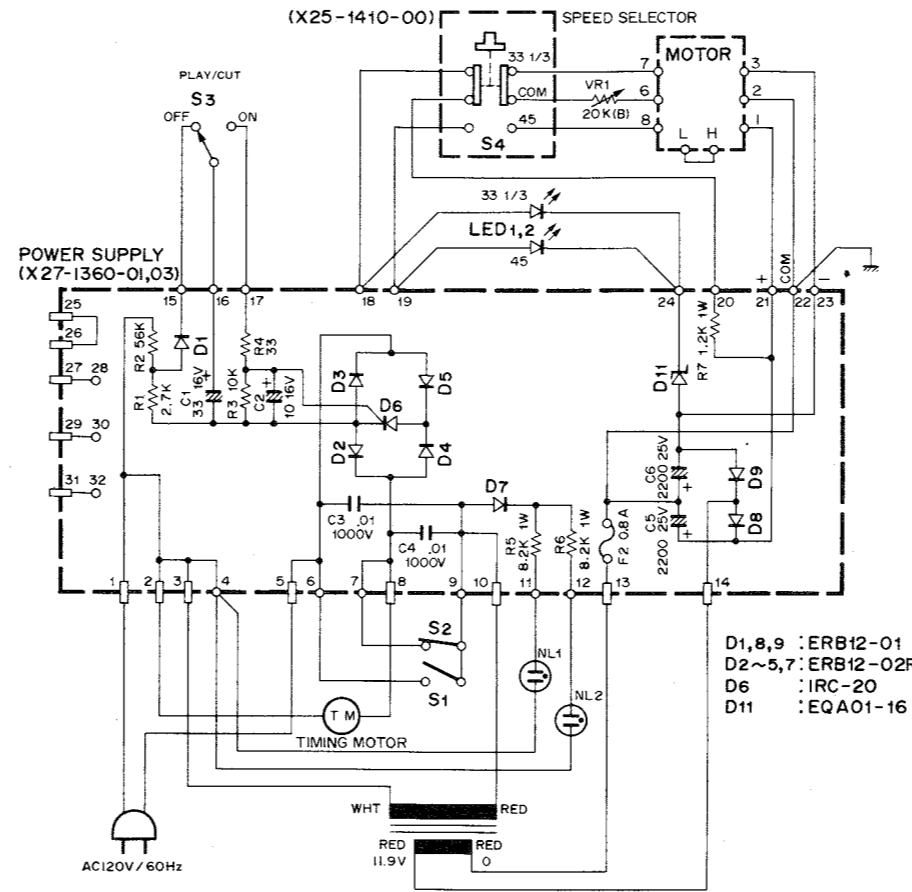
Ref. No. 参照番号	Parts No. 部品番号	Description 部品名 / 規格	Re- marks 備考
F2	F05-5013-05	FUSE 0.5A	MS
F2	F05-5016-05	FUSE 0.5A	TW
F2	F05-5016-05	FUSE 0.5A	H
F2	F05-8019-05	FUSE 0.8A	KP
21 2A	G01-0716-04	COIL SPRING	*
22 3A	G13-0414-04	CUSHION X2	
23 1A	G16-0330-03	RUBBER MAT ASSY	*M
23 1A	G16-0330-03	RUBBER MAT ASSY	ST
23 1A	G16-0330-03	RUBBER MAT ASSY	WX
23 1A	G16-0330-03	RUBBER MAT ASSY	UP
23 1A	G16-0330-03	RUBBER MAT ASSY	H
23 1A	G16-0331-03	RUBBER MAT ASSY	*K
-	H01-2335-04	CARTON BOX	*M
-	H01-2335-04	CARTON BOX	KS
-	H01-2335-04	CARTON BOX	XU
-	H01-2335-04	CARTON BOX	H
-	H01-2337-04	CARTON BOX	*T
-	H01-2338-04	CARTON BOX	*P
-	H01-2345-04	CARTON BOX	*W
-	H10-2246-02	POLYSTYRENE FIXTURE	*
-	H10-2247-02	POLYSTYRENE FIXTURE	*
-	H10-2248-02	POLYSTYRENE FIXTURE	*
-	H12-0347-02	PACKING FIXTURE	*
-	H12-0348-04	PACKING FIXTURE	*
-	H12-0354-04	PACKING FIXTURE	*
-	H20-0382-04	COVER	KS
-	H20-0382-04	COVER	TW
-	H20-0382-04	COVER	XU
-	H20-0382-04	COVER	PH
-	H25-0029-04	BAG X2	
-	H25-0078-04	BAG	
-	H25-0159-04	BAG	M
24 3A	J02-0331-05	FOOT X4	*M
24 3A	J02-0331-05	FOOT X4	ST
24 3A	J02-0331-05	FOOT X4	WX
24 3A	J02-0331-05	FOOT X4	UP
24 3A	J02-0331-05	FOOT X4	H
24 3A	J02-0334-05	FOOT X4	*K
25 3A	J19-1300-04	LED HOLDER X2	*
26 3A	J31-0416-04	COLLAR X2	
27 2B	J42-0312-05	BUSHING	
28 1A	J42-0313-05	BUSHING	
29 2A	J42-0315-04	BUSHING	
30 1B	J50-0307-05	HINGE X2	
31 1B	J50-0308-05	HINGE X2	
32 2B	J91-0123-05	ONEARM ASSY	*
33 2B	J92-0057-05	HEAD SHELL	*
34 2B	J92-0058-05	HEAD SHELL ASSY	*K
34 2B	J92-0058-05	HEAD SHELL ASSY	TP
35 2A	K23-0638-04	KNOB	*
36 2A	K27-0317-14	KNOB	*
37 2A	K29-0660-04	KNOB ASSY	*
38 3A	L01-6221-05	POWER TRANSFORMER	*K
38 3A	L01-6221-05	POWER TRANSFORMER	P
38 3A	L01-6224-05	POWER TRANSFORMER	*M
38 3A	L01-6224-05	POWER TRANSFORMER	ST
38 3A	L01-6224-05	POWER TRANSFORMER	WU
38 3A	L01-6224-05	POWER TRANSFORMER	H

Ref. No. 参照番号	Parts No. 部品番号	Description 部品名 / 規格	Re- marks 備考
39 1A	N09-0167-05	SCREW (M3X8)	WH
39 1A	N30-3008-45	PAN HEAD MACHINE SCREW	KP
39 1A	N30-3008-45	PAN HEAD MACHINE SCREW	MS
39 1A	N30-3008-45	PAN HEAD MACHINE SCREW	TU
40 1A	N09-0256-05	SCREW (GND)	KP
42 2B	N09-0850-04	SCREW (M2.6X10)X2	
43 2B	N09-0851-04	SCREW (M2.6X14)X2	
44 2B	N14-0412-04	NUT X2	
45 2B	N19-0175-09	WASHER X2	
46 2A	N30-3014-46	PAN HEAD MACHINE SCREW	
47 1B	N33-4008-47	OVAL HEAD MACHINE SCREW	
48 2A	R01-3301-05	POTENTIOMETER 20K(B)	
49 1B	S31-2001-05	SLIDE SWITCH	MS
49 1B	S31-2001-05	SLIDE SWITCH	WX
49 1B	S31-2001-05	SLIDE SWITCH	UH
50 2A	S50-1015-05	SENSITIVE SWITCH	
50 2A	S50-1307-05	OR SENSITIVE SWITCH	
51 2B	T21-0066-05	CARTRIDGE V39MK2 ASSY	MS
51 2B	T21-0066-05	CARTRIDGE V39MK2 ASSY	WX
51 2B	T21-0066-05	CARTRIDGE V39MK2 ASSY	UH
52 2A	T43-0018-05	DIRECT DRIVE MOTOR	*K
52 2A	T43-0018-05	DIRECT DRIVE MOTOR	P
52 2A	T43-0019-05	DIRECT DRIVE MOTOR	*M
52 2A	T43-0019-05	DIRECT DRIVE MOTOR	ST
52 2A	T43-0019-05	DIRECT DRIVE MOTOR	WX
52 2A	T43-0019-05	DIRECT DRIVE MOTOR	UH
53 1A	W01-0057-14	45RPM ADAPTER	
54 2A	X25-1410-00	SWITCH PCB ASSY	*
55 2A	X27-1360-00	POWER SUPPLY PCB ASSY	*M
55 2A	X27-1360-00	POWER SUPPLY PCB ASSY	SX
55 2A	X27-1360-00	POWER SUPPLY PCB ASSY	U
55 2A	X27-1360-01	POWER SUPPLY PCB ASSY	K
55 2A	X27-1360-03	POWER SUPPLY PCB ASSY	*P
55 2A	X27-1360-04	POWER SUPPLY PCB ASSY	*T
55 2A	X27-1360-04	POWER SUPPLY PCB ASSY	WH
<b>SWITCH PCB ASSY (X25-1410-00)</b>			
56 2A	S40-2307-05	PUSH SWITCH	
<b>POWER SUPPLY PCB ASSY (X27-1360)</b>			
C1	C24-1233-61	ELECTRO 33UF 16WV	
C2	C24-1210-61	ELECTRO 10UF 16WV	
C3 ,4	C91-0308-05	MF 0.01UF M	
C5 ,6	C90-0705-05	ELECTRO 2200UF 25WV	
C7	C24-6547-61	ELECTRO 47UF 35WV	
-	J13-0055-05	FUSE HOLDER X4	00
-	J13-0055-05	FUSE HOLDER X4	04
-	J13-0055-05	FUSE HOLDER X2	01
-	J13-0055-05	FUSE HOLDER X2	03
R5 ,6	R47-5582-25	FL-PROOF R58.2K J 3D	
R7	R47-5518-25	FL-PROOF R51.8K J 3D	
D1	V11-7100-60	ERB12-01	
D2 -5	V11-7100-70	ERB12-04	
D6	V11-0323-05	1RC20	
D7	V11-7100-70	ERB12-04	
D8 ,9	V11-7100-60	ERB12-01	
D10	V11-2400-20	W02	00
D10	V11-2400-20	W02	04
Q1	V03-0348-05	2SC945(P, Q)	00
Q1	V03-0348-05	2SC945(P, Q)	04

Ref. No. 参照番号	Parts No. 部品番号	Description 部品名 / 規格	Re- marks 備考
<b>ONEARM ASSY (J91-0123-05)</b>			
57 3B	D10-0599-14	FEED ARM	*
58 2B	D12-0215-08	CAM	*
59 3B	D14-0214-04	ROLLER ASSY	*
60 3B	D21-0662-08	ELEVATION SHAFT ASSY	*
61 2B	D39-0088-08	ARM SUPPORT ASSY	*
62 2B	D39-0090-08	ARM REST ASSY	
63 2B	D40-0456-08	PAUSE ASSY	*
64 2B	D91-0122-08	WEIGHT	*
65 2B	G01-0715-08	COIL SPRING	
66 3B	G01-0719-08	COIL SPRING	*
67 2B	J19-1298-08	ARM BASE	*
68 2B	J19-1299-08	CAM HOLDER	*
69 2B	J91-0124-08	ONEARM	*
70 2B	K29-0657-08	KNOB	*
71 3B	N10-2120-46	HEXAGON NUT	
72 2B	N19-0555-08	WASHER	
73 2B	N19-0556-08	WASHER	
74 3B	N19-0558-08	WASHER	*
75 3B	N19-0560-08	WASHER	
76 3B	N24-3050-45	RETAINING RING	
77 2B	N30-2006-46	PAN HEAD MACHINE SCREW	
78 3B	N77-3006-45	HEXAGON HEAD SET SCREW	
<b>RETURN MECANISM ASSY (D40-0457-22, D40-0458-22)</b>			
79 2A	D10-0562-04	DETECTION ARM	
80 3B	D10-0570-04	WORKING ARM ASSY	
81 2B	D10-0593-24	SWITCH ARM A	*
82 3A	D10-0594-14	SWITCH ARM B	*
83 2B	D10-0595-14	REST ARM A	*
84 3B	D10-0596-04	REST ARM B	*
85 2B	D10-0597-14	REST ARM C	*
86 3B	D12-0216-13	MAIN CAM	*
87 2B	D12-0217-13	SWITCH CAM	*
88 2B	D12-0218-14	CONNECTING CAM	*
89 2B	D12-0219-14	LOCK CAM	*
90 2B	G01-0717-14	COIL SPRING	*
91 2B	G01-0718-14	COIL SPRING	*
92 3B	G02-0318-14	FLAT SPRING	*
93 3B	J31-0402-04	COLLAR	
94 2B	N24-3030-45	RETAINING RING	
95 3B	N30-2610-46	PAN HEAD MACHINE SCREW	
96 3B	N30-2614-46	PAN HEAD MACHINE SCREW	
97 3A	N30-3014-46	PAN HEAD MACHINE SCREW	
98 3B	N72-2604-48	SET SCREW (CONE POINT)	
100 3A	S50-1305-05	SENSITIVE SWITCH	
101 3B	S50-1307-05	SENSITIVE SWITCH	
99 3B	S46-2306-03	LEAF SWITCH (MUTING)	*
102 3B	T41-0123-05	MOTER (D40-0457-22)	*
102 3B	T41-0124-05	MOTER (D40-0458-02)	*

## SCHEMATIC DIAGRAM

**K, P type**



- D1,8,9 : ERB12-01
- D2~5,7 : ERB12-02R
- D6 : IRC-20
- D11 : EQA01-16



### SPECIFICATIONS

#### MOTOR AND TURNTABLE

<b>Drive System</b>	Direct-drive system
<b>Motors</b>	Coreless & slotless DC servo motor 12-pole AC geared motor (for automatic action)
<b>Turntable Platter</b>	31 cm (12-3/16") diameter 1.15 kg (2.54 lbs.) weight Aluminum alloy, die-cast
<b>Speeds</b>	2 speeds, 33-1/3 and 45 r.p.m.
<b>Speed Control Range</b>	Within $\pm 3\%$
<b>Wow &amp; Flutter</b>	Less than 0.03% (WRMS)
<b>Rumble</b>	DIN weighted Better than -71 dB

#### TONEARM

<b>Type</b>	Static-balance type, S-shaped pipe arm
<b>Effective Arm Length</b>	225 mm (8-7/8")
<b>Overhang</b>	15 mm (9/16")
<b>Tracking Error</b>	$\pm 1.5$ degree
<b>Tracking Force Variable Range</b>	0 to 3 grams
<b>Usable Cartridge Weight</b>	3 to 9 grams (with supplied headshell)

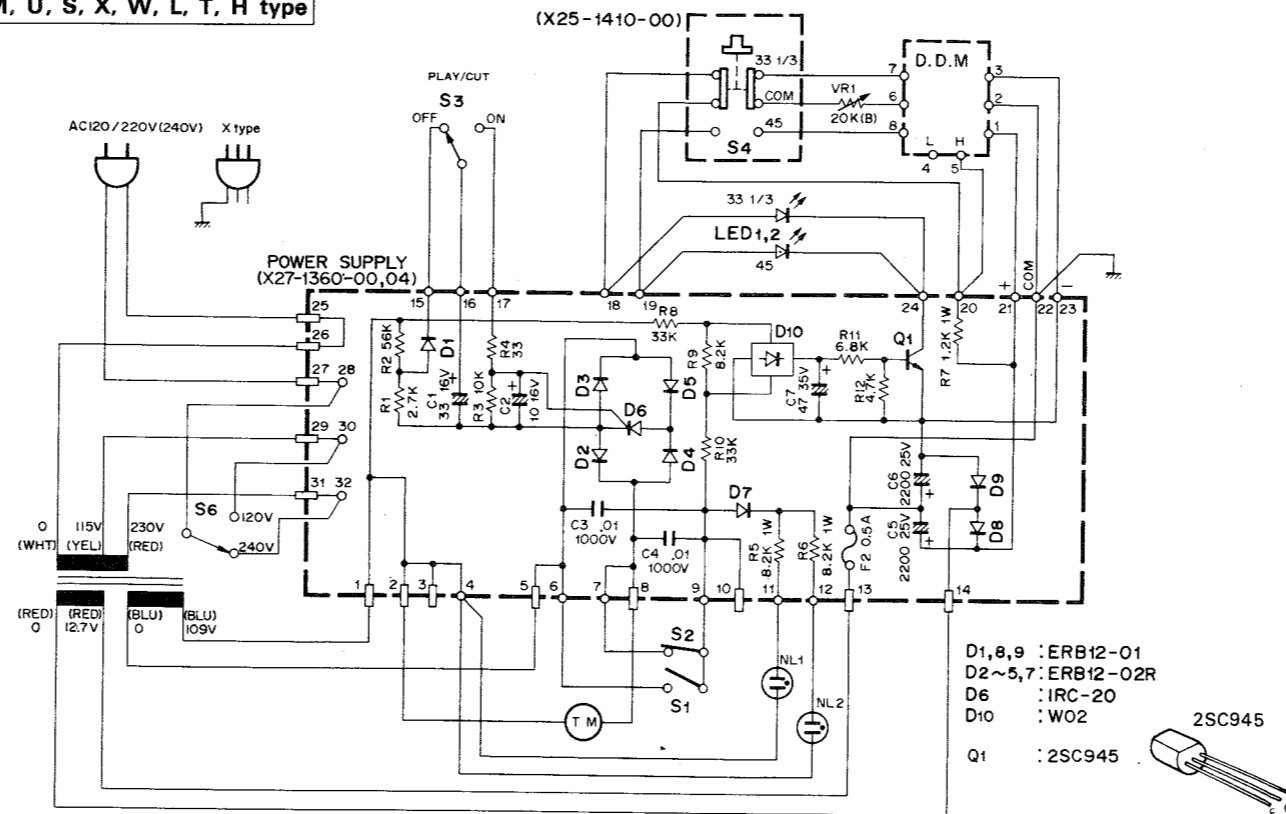
**CARTRIDGE** (U.S.A., Canada and U.K. models are not equipped with the V-39 MKIII.)

<b>Furnished Cartridge</b>	V-39 MKIII
<b>Frequency Response</b>	20 - 20,000 Hz
<b>Output Voltage</b>	2.3 mV (1,000 Hz, 5 cm/sec.)
<b>Load Impedance</b>	47 k ohms
<b>Stylus</b>	0.5 mil diamond
<b>Optimum Tracking Force</b>	1.5 $\pm$ 0.3, -0 grams
<b>Replacement Stylus</b>	N-39 MKIII

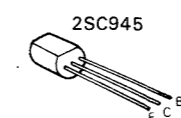
#### MISCELLANEOUS

<b>Power Requirements</b>	AC 120 V, 60 Hz: U.S.A. and Canada Models AC 240 V, 50 Hz: U.K. Model AC 120 V/220V (Switchable), 50/60 Hz: European and Military Models. AC 120 V/240V (Switchable), 50/60 Hz: Other countries
<b>Power Consumption</b>	9 watts
<b>Dimensions</b>	W 440 mm (17-5/16") H 140 mm (5-1/2") D 375 mm (14-3/4")
<b>Weight</b>	7.2 kg (15.9 lbs.)
<b>Built-in Features</b>	Auto-return/cut tonearm system, Anti-skating device, Oil-damped cueing device, Illuminated stroboscope, Speed adjustment control, Low capacitance phono cables, Headshell and 45 rpm adaptor stand, Tracking force direct readout counter, Built-in insulator,
<b>Supplied Accessory</b>	45 rpm adaptor.

**M, U, S, X, W, L, T, H type**



- D1,8,9 : ERB12-01
- D2~5,7 : ERB12-02R
- D6 : IRC-20
- D10 : W02
- Q1 : 2SC945



Note: Kenwood follows a policy of continuous advancements in development. For this reason specifications may be changed without notice.



PARTS LIST

Ref. No. 参照番号	Parts No. 部品番号	Description 部品名 / 規格	Re- marks 備考
39 1A	N09-0167-05	SCREW (M3X8)	WH
39 1A	N30-3008-45	PAN HEAD MACHINE SCREW	KP
39 1A	N30-3008-45	PAN HEAD MACHINE SCREW	MS
39 1A	N30-3008-45	PAN HEAD MACHINE SCREW	TU
40 1A	N09-0256-05	SCREW (GND)	KP
42 2B	N09-0850-04	SCREW (M2. 6X10)X2	
43 2B	N09-0851-04	SCREW (M2. 6X14)X2	
44 2B	N14-0412-04	NUT X2	
45 2B	N19-0175-09	WASHER X2	
46 2A	N30-3014-46	PAN HEAD MACHINE SCREW	
47 1B	N33-4008-47	OVAL HEAD MACHINE SCREW	
48 2A	R01-3301-05	POTENTIOMETER 20K(B)	
49 1B	S31-2001-05	SLIDE SWITCH	MS
49 1B	S31-2001-05	SLIDE SWITCH	WX
49 1B	S31-2001-05	SLIDE SWITCH	UH
50 2A	S50-1015-05	SENSITIVE SWITCH	
50 2A	S50-1307-05	DR SENSITIVE SWITCH	
51 2B	T21-0066-05	CARTRIDGE V39MK3 ASSY	MS
51 2B	T21-0066-05	CARTRIDGE V39MK3 ASSY	WX
51 2B	T21-0066-05	CARTRIDGE V39MK3 ASSY	UH
52 2A	T43-0018-05	DIRECT DRIVE MOTOR	*K
52 2A	T43-0018-05	DIRECT DRIVE MOTOR	P
52 2A	T43-0019-05	DIRECT DRIVE MOTOR	*M
52 2A	T43-0019-05	DIRECT DRIVE MOTOR	ST
52 2A	T43-0019-05	DIRECT DRIVE MOTOR	WX
52 2A	T43-0019-05	DIRECT DRIVE MOTOR	UH
53 1A	W01-0057-14	45RPM ADAPTER	
54 2A	X25-1410-00	SWITCH PCB ASSY	*
55 2A	X27-1360-00	POWER SUPPLY PCB ASSY	*M
55 2A	X27-1360-00	POWER SUPPLY PCB ASSY	SX
55 2A	X27-1360-00	POWER SUPPLY PCB ASSY	U
55 2A	X27-1360-01	POWER SUPPLY PCB ASSY	K
55 2A	X27-1360-03	POWER SUPPLY PCB ASSY	*P
55 2A	X27-1360-04	POWER SUPPLY PCB ASSY	*T
55 2A	X27-1360-04	POWER SUPPLY PCB ASSY	WH
<b>SWITCH PCB ASSY (X25-1410-00)</b>			
56 2A	S40-2307-05	PUSH SWITCH	
<b>POWER SUPPLY PCB ASSY (X27-1360)</b>			
C1	C24-1233-61	ELECTRO 33UF 16WV	
C2	C24-1210-61	ELECTRO 10UF 16WV	
C3 ,4	C91-0308-05	MF 0.01UF M	
C5 ,6	C90-0705-05	ELECTRO 2200UF 25WV	
C7	C24-6547-61	ELECTRO 47UF 35WV	
-	J13-0055-05	FUSE HOLDER X4	00
-	J13-0055-05	FUSE HOLDER X4	04
-	J13-0055-05	FUSE HOLDER X2	01
-	J13-0055-05	FUSE HOLDER X2	03
R5 ,6	R47-5582-25	FL-PROOF R58. 2K J 3D	
R7	R47-5518-25	FL-PROOF R51. 8K J 3D	
D1	V11-7100-60	ERB12-01	
D2 -5	V11-7100-70	ERB12-04	
D6	V11-0323-05	1RC20	
D7	V11-7100-70	ERB12-04	
D8 ,9	V11-7100-60	ERB12-01	
D10	V11-2400-20	W02	00
D10	V11-2400-20	W02	04
Q1	V03-0348-05	2SC945(P, Q)	00
Q1	V03-0348-05	2SC945(P, Q)	04

Ref. No. 参照番号	Parts No. 部品番号	Description 部品名 / 規格	Re- marks 備考
<b>TONEARM ASSY (J91-0123-05)</b>			
57 3B	D10-0599-14	FEED ARM	*
58 2B	D12-0215-08	CAM	*
59 3B	D14-0214-04	ROLLER ASSY	*
60 3B	D21-0662-08	ELEVATION SHAFT ASSY	*
61 2B	D39-0088-08	ARM SUPPORT ASSY	*
62 2B	D39-0090-08	ARM REST ASSY	
63 2B	D40-0456-08	PAUSE ASSY	*
64 2B	D91-0122-08	WEIGHT	*
65 2B	G01-0715-08	COIL SPRING	
66 3B	G01-0719-08	COIL SPRING	*
67 2B	J19-1298-08	ARM BASE	*
68 2B	J19-1299-08	CAM HOLDER	*
69 2B	J91-0124-08	TONEARM	*
70 2B	K29-0657-08	KN0B	*
71 3B	N10-2120-46	HEXAGON NUT	
72 2B	N19-0555-08	WASHER	
73 2B	N19-0556-08	WASHER	
74 3B	N19-0558-08	WASHER	*
75 3B	N19-0560-08	WASHER	
76 3B	N24-3050-45	RETAINING RING	
77 2B	N30-2006-46	PAN HEAD MACHINE SCREW	
78 3B	N77-3006-45	HEXAGON HEAD SET SCREW	
<b>RETURN MECANISM ASSY (D40-0457-22, D40-0458-22)</b>			
79 2A	D10-0562-04	DETECTION ARM	
80 3B	D10-0570-04	WORKING ARM ASSY	
81 2B	D10-0593-24	SWITCH ARM A	*
82 3A	D10-0594-14	SWITCH ARM B	*
83 2B	D10-0595-14	REST ARM A	*
84 3B	D10-0596-04	REST ARM B	*
85 2B	D10-0597-14	REST ARM C	*
86 3B	D12-0216-13	MAIN CAM	*
87 2B	D12-0217-13	SWITCH CAM	*
88 2B	D12-0218-14	CONNECTING CAM	*
89 2B	D12-0219-14	LOCK CAM	*
90 2B	G01-0717-14	COIL SPRING	*
91 2B	G01-0718-14	COIL SPRING	*
92 3B	G02-0318-14	FLAT SPRING	*
93 3B	J31-0402-04	COLLAR	
94 2B	N24-3030-45	RETAINING RING	
95 3B	N30-2610-46	PAN HEAD MACHINE SCREW	
96 3B	N30-2614-46	PAN HEAD MACHINE SCREW	
97 3A	N30-3014-46	PAN HEAD MACHINE SCREW	
98 3B	N72-2604-46	SET SCREW (CONE POINT)	
100 3A	S50-1305-05	SENSITIVE SWITCH	
101 3B	S50-1307-05	SENSITIVE SWITCH	
99 3B	S46-2306-03	LEAF SWITCH (MUTING)	*
102 3B	T41-0123-05	MOTER (D40-0457-22)	*
102 3B	T41-0124-05	MOTER (D40-0458-02)	*