
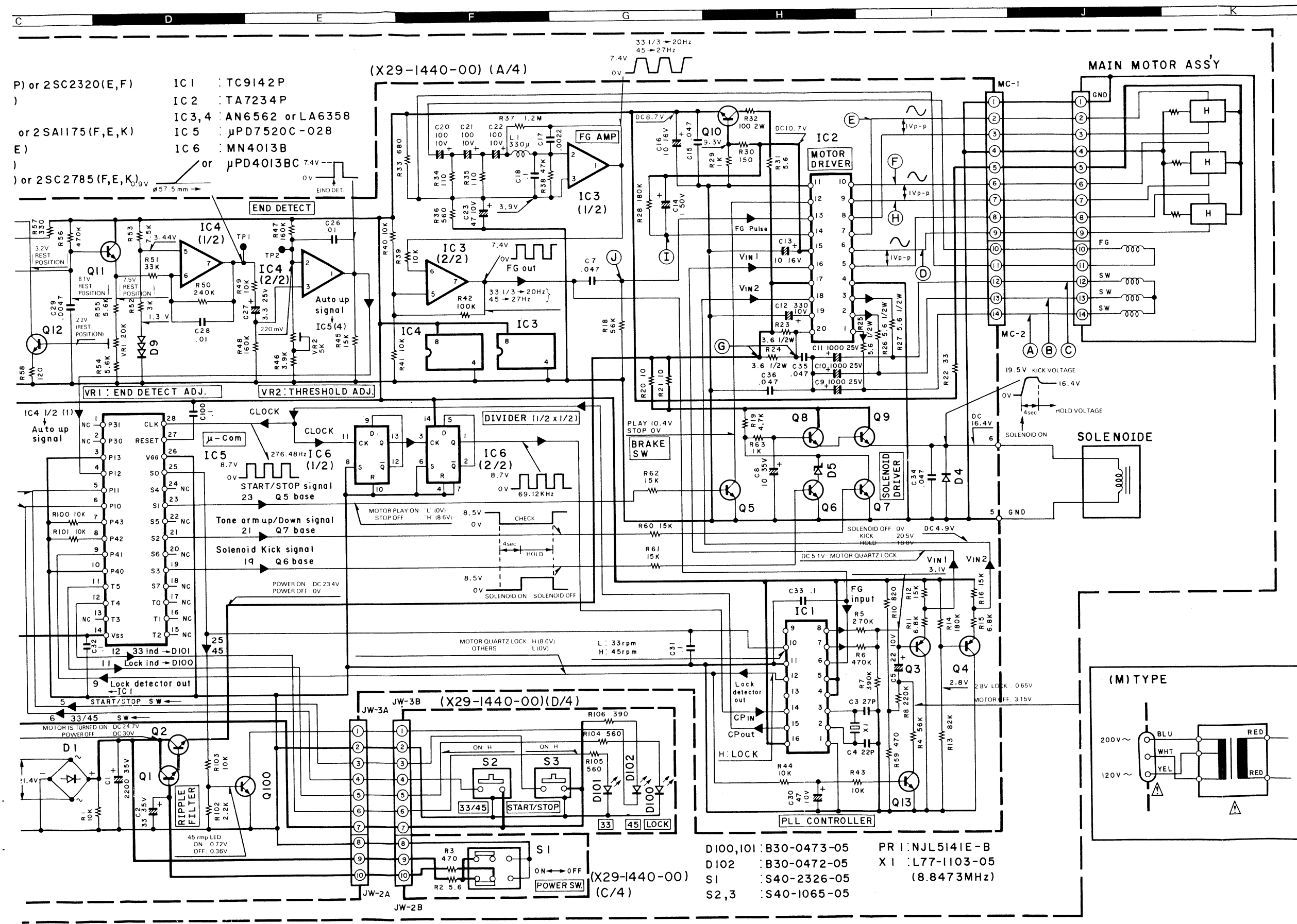


DC voltages are as measured with a high impedance voltmeter. Values may vary slightly due to variations between individual instruments or/and units.

Les tensions c.c. doivent être mesurées à haute impédance. Les valeurs peuvent varier légèrement du fait des variations entre les instruments et aux instruments de mesure.

QUARTZ PLL DIRECT DRIVE AUTO LIFT UP TURNTABLE

RD-7000



SPECIFICATIONS

- Motor and turntable**
- Drive System**..... Direct-drive system
- Motor**..... Quartz PLL coreless & slotless DC servo motor
- Turntable Platter**..... 33 cm (13") diameter
Aluminum alloy, die-cast
- Speeds**..... 2 speeds, 33-1/3 and 45 rpm
- Wow & Flutter**..... Less than 0.02% (WRMS)
- Rumble**..... DIN weighted better than -80 dB
DIN unweighted better than -55 dB
- Tonearm**
- Type**..... Static-balance type, straight tubular arm,
EIA plug in connector
- Effective Arm Length**..... 245 mm (9-5/8")
- Overhang**..... 15 mm (9/16")
- Tracking Error**..... +1.8° to -1.0°
- Tracking Force Range**..... 0 to 3 grams (0.1 g Step)
- Usable Cartridge Weight**..... 4.5 to 12 grams (with equipped head-shell)
- Miscellaneous**
- Power Requirements**..... AC 120 V/220 V (Switchable), 50 Hz
- Power Consumption**..... 22 watts (European Model),
20 watts (Hong-Kong Model)
- Dimensions**..... W 490 mm (19-5/16")
H 162 mm (6-3/8")
D 410 mm (16-5/32")
- Weight**..... 12.0 kg (26.4 lb)
- Supplied Accessories**..... 45 rpm adaptor, Low capacitance phono cables,
Hexagonal bar wrench

Kenwood follows a policy of continuous advancements in development. For this reason specifications may be changed without notice.

Kenwood poursuit une politique de progrès constants en ce qui concerne le développement. Pour cette raison, les spécifications sont sujettes à modifications sans préavis.

Kenwood strebt ständige Verbesserungen in der Entwicklung an. Daher bleiben Änderungen der technischen Daten jederzeit vorbehalten.

CAUTION: For continued safety, replace safety critical components only with manufacturer's recommended parts (refer to parts list). Indicates safety critical components. To reduce the risk of electric shock, leakage-current or resistance measurements shall be carried out (exposed parts are acceptably insulated from the supply circuit) before the appliance is returned to the customer.

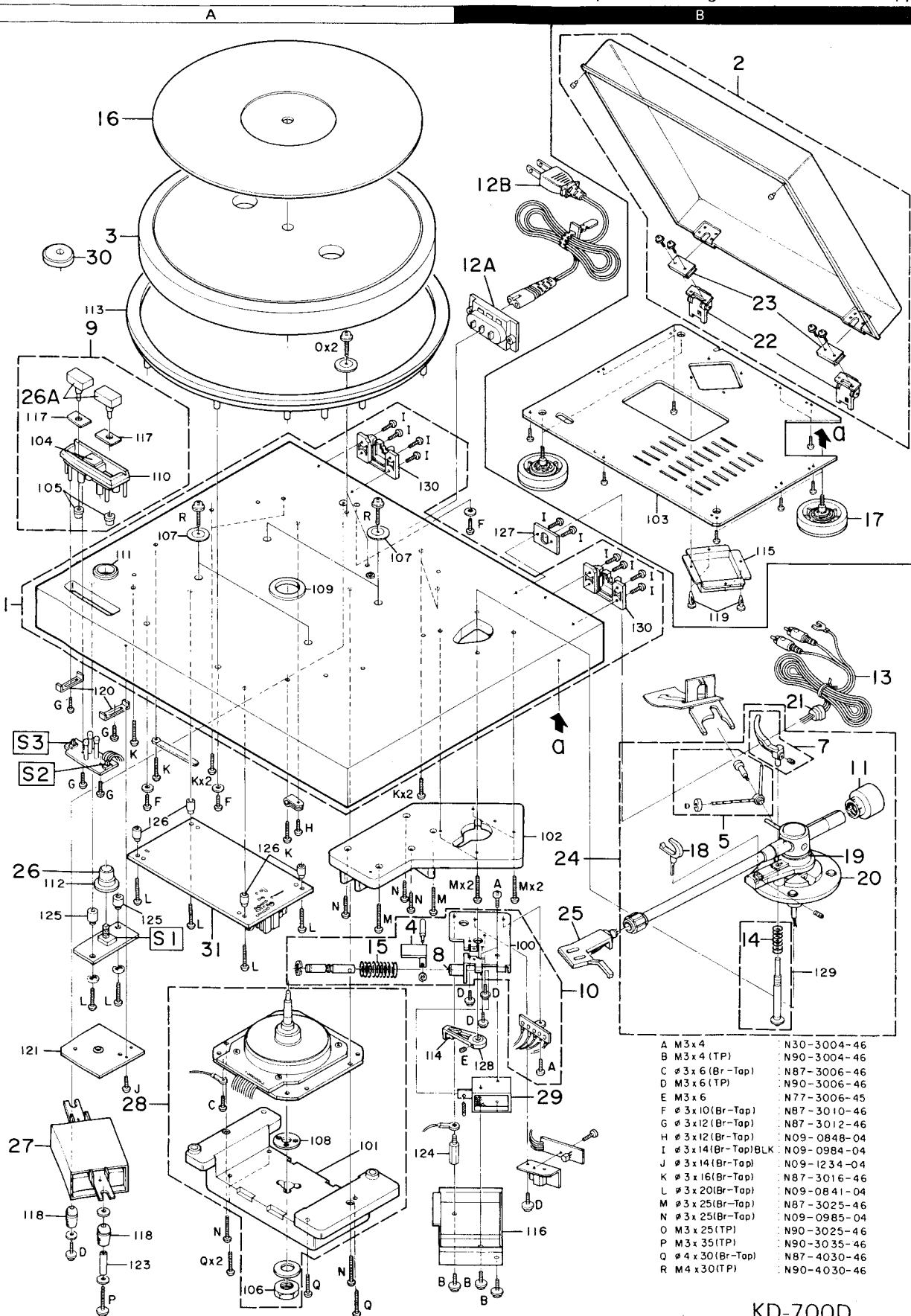
DC voltages are as measured with a high impedance voltmeter. Values may vary slightly due to variations between individual instruments or/and units.

Les tensions c.c. doivent être mesurées avec un voltmètre à haute impédance. Les valeurs peuvent différer légèrement du fait des variations inhérentes aux appareils et aux instruments de mesure individuels.

Die angegebenen Gleichspannungswerte wurden mit einem hochohmigen Spannungsmesser gemessen. Dabei schwanken die Meßwerte aufgrund von Unterschieden zwischen einzelnen Instrumenten oder Geräten u.U. geringfügig.

EXPLODED VIEW

Exploded No. larger than 100 are not supplied.



A	M3x4	N30-3004-46
B	M3x4 (TP)	N90-3004-46
C	ø 3 x 6 (Br-Top)	N87-3006-46
D	M3 x 6 (TP)	N90-3006-46
E	M3 x 6	N77-3006-45
F	ø 3 x 10 (Br-Top)	N87-3010-46
G	ø 3 x 12 (Br-Top)	N87-3012-46
H	ø 3 x 12 (Br-Top)	N87-3012-46
I	ø 3 x 12 (Br-Top)	N09-0848-04
J	ø 3 x 14 (Br-Top)BLK	N09-0984-04
K	ø 3 x 14 (Br-Top)	N09-1234-04
L	ø 3 x 16 (Br-Top)	N87-3016-46
M	ø 3 x 20 (Br-Top)	N09-0841-04
N	ø 3 x 25 (Br-Top)	N87-3025-46
O	ø 3 x 25 (Br-Top)	N09-0985-04
P	M3 x 25 (TP)	N90-3025-46
Q	M3 x 35 (TP)	N90-3035-46
R	ø 4 x 30 (Br-Top)	N87-4030-46
	M4 x 30 (TP)	N90-4030-46

KD-700D

Refer to Parts List on 8.

PARTS LIST

* New Parts

Parts without Parts No. are not supplied.

Les articles non mentionnés dans le Parts No. ne sont pas fournis.

Teile ohne Parts No. werden nicht geliefert.

Ref. No. 参照番号	Address 位置	New Parts 新	Parts No. 部品番号	Description 部品名 / 規格	Desti- nation 仕向	Re- marks 備考
KD-7000						
1	2A	*	A03-0257-12	WOODEN CABINET ASSY	EM	
1	2A	*	A03-0259-12	WOODEN CABINET ASSY	T	
2	1B		A53-0057-02	DUST COVER ASSY		
-			B46-0097-03	WARRANTY CARD	T	
-			B46-0098-03	WARRANTY CARD	E	
-		*	B50-4725-00	INSTRUCTION MANUAL	E	
-		*	B50-4757-00	INSTRUCTION MANUAL	EM	
-		*	B50-4758-00	INSTRUCTION MANUAL	T	
-			B58-0513-04	CAUTION CARD	EM	
-			B58-0518-04	CAUTION CARD		
-			B59-0020-04	CAUTION CARD	ET	
-			B59-0301-04	CAUTION CARD	M	
3	1A		D02-0039-15	TURNTABLE PLATTER		
4	3A		D10-0938-04	LEVER		
5	2B		D19-0215-08	ANTI-SKATING DEVICE ASSY		
7	2B		D39-0085-08	TONEARM SUPPORT ASSY		
8	3A		D39-0162-04	DAMPER SILINDER ASSY		
9	1A	*	D40-0274-03	OPERATIONAL PART ASSY		
10	3B		D40-0511-23	AUTO-UP MECHANISM ASSY		
11	2B		D91-0129-08	MAIN WEIGHT		
△	12A		E03-0053-15	AC INLET	E	
△	12A		E03-0102-15	AC INLET	MT	
△	12B		E30-1305-15	AC POWER CORD (INLET)	M	
△	12B		E30-1328-15	AC POWER CORD (INLET)	T	
△	12B		E30-1329-05	AC POWER CORD (INLET)	E	
13	2B	*	E30-0800-05	AUDIO CORD		
14	3B		G01-1057-08	TORSION COIL SPRING		
15	1B		G01-1078-04	COMPRESSION SPRING		
16	1A		G16-0355-13	TURNTABLE SHEET		
-		*	H01-4762-04	CARTON BOX	EM	
-		*	H01-4789-04	CARTON BOX	T	
-		*	H10-1654-02	POLYSTYRENE FIXTURE (BOTTOM, F)		
-		*	H10-1655-02	POLYSTYRENE FIXTURE (BOTTOM, R)		
-		*	H10-1656-02	POLYSTYRENE FIXTURE (TOP, LEFT)		
-		*	H10-1657-02	POLYSTYRENE FIXTURE (TOP, RIGHT)		
-			H10-2289-03	POLYSTYRENE FIXTURE (ACCESSORY)		
-			H12-0127-03	PROTECTION BOARD		
-			H20-0469-04	PROTECTION COVER		
-			H25-0029-04	PROTECTION BAG (60X110)		
-			H25-0078-04	PROTECTION BAG (235X315)		
-			H25-0085-04	PROTECTION BAG		
-			H25-0159-04	PROTECTION BAG	M	
17	2B	*	J02-0139-03	INSULATOR ASSY		
18	2B		J19-0698-08	TONEARM REST		
19	2B		J19-0739-08	LIFTER BASE ASSY		
20	2B		J19-2097-08	TONEARM BASE ASSY		
△	21		J42-0078-05	AUDIO CORD BUSHING		
22	1B		J50-0314-25	HINGE		
23	1B		J50-0322-04	HINGE PLATE		
24	2B	*	J91-0193-05	TONEARM ASSY		
25	3B	*	J92-0085-05	SHELL ASSY		

E: Scandinavia & Europe H: Audio Club K: USA P: Canada △ indicates safety critical components.

S: South Africa T: England U: PX (Far East, Hawaii)

UE: AAFES (Europe) X: Australia M: Other Areas

PARTS LIST

* New Parts

Parts without **Parts No.** are not supplied.

Les articles non mentionnés dans le **Parts No.** ne sont pas fournis.

Teile ohne **Parts No.** werden nicht geliefert.

Ref. No. 参照番号	Address 位置	New Parts 新	Parts No. 部品番号	Description 部品名 / 規格	Desti- nation 仕 向	Re- marks 備考
26	2A	*	K29-1218-04	KNØB (POWER SW.)		
26A	1A	*	K29-0911-14	KNØB (33/45, START/STOP)		
△ 27	3A	*	L01-3222-05	POWER TRANSFORMER	M	
△ 27	3A		L01-6514-05	POWER TRANSFORMER	ET	
-			N09-0551-05	TAPPING SCREW (3X14,+)		
-			N09-0841-04	TAPPING SCREW (3X20,+)		
-			N09-0850-04	CARTRG MOUNT SCREW (M2.6X10,-)		
-			N09-0851-04	CARTRG MOUNT SCREW (M2.6X15,-)		
-			N09-0852-04	CARTRG MOUNT SCREW (M2.6X20,-)		
-			N09-0984-04	TAPPING SCREW		
-			N09-0985-04	TAPPING SCREW		
-			N09-1234-04	TAPPING SCREW (3X14,+)		
-			N09-1238-05	TAPTITE SCREW (3X12,+)		
28	1A	*	T43-0034-05	DIRECT DRIVE MOTOR		
29	3B		T94-0067-05	MAGNETIC PLUNGER		
30	1A		W01-0329-04	EP ADAPTER		
-			W01-0302-08	HEXAGON WRENCH KEY		
31	3A	*	X29-1440-00	CONTROL CIRCUIT UNIT		

E: Scandinavia & Europe

H: Audio Club

K: USA

P: Canada

△ indicates safety critical components.

S: South Africa

T: England

U: PX(Far East, Hawaii)

UE: AAFES(Europe)

X: Australia

M: Other Areas