KENWOOD

SOLID STATE AM-FM STEREO RECEIVER

KR-100

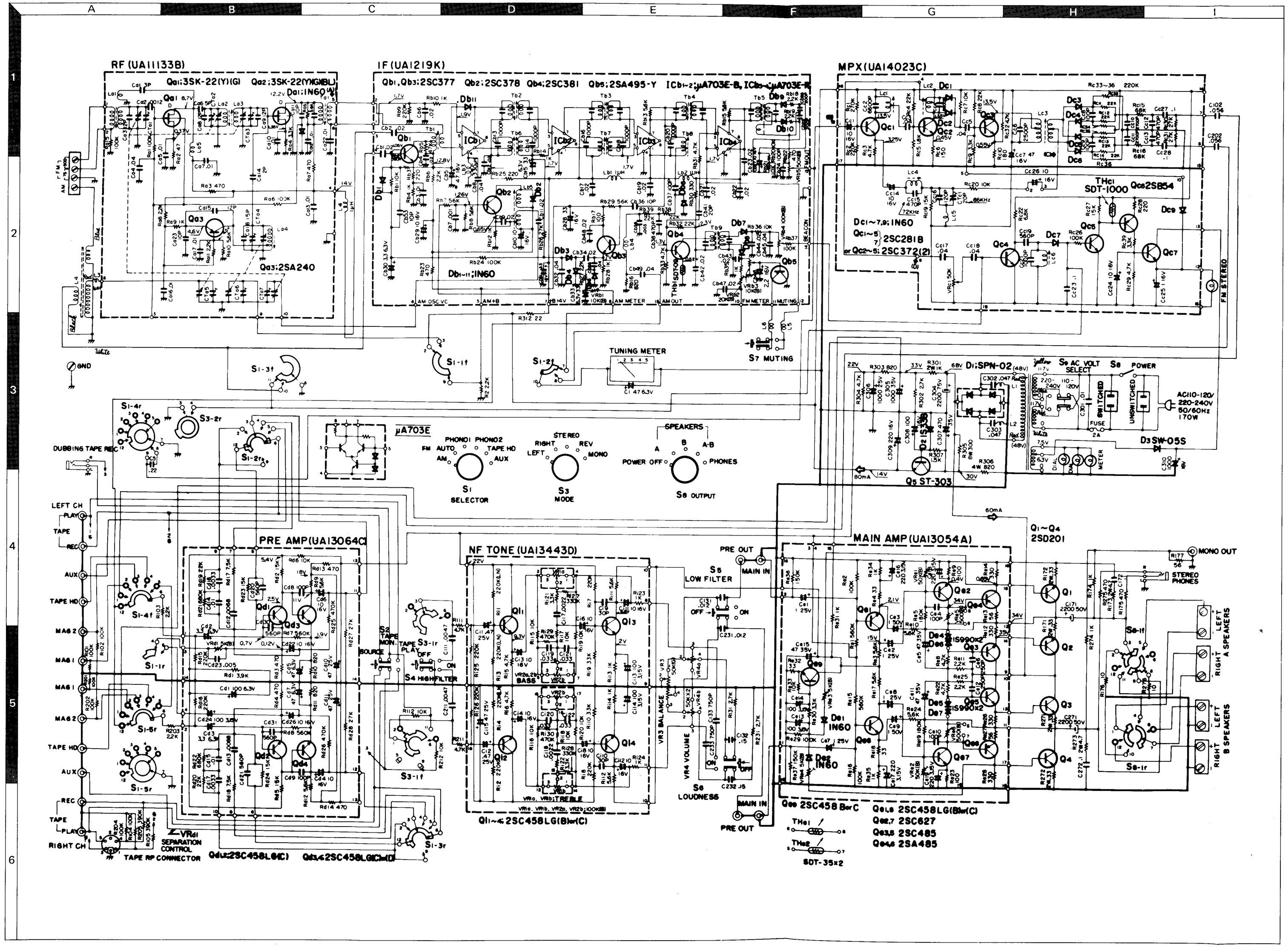



SPECIFICATIONS

AMPLIFIER SECTION :

Total Music Power (IHF):	140 watts at 4 ohms 110 watts at 8 ohms
Continuous Power :	
Each Channel Driven:	50/50 watts at 4 ohms 40/40 watts at 8 ohms
Both Channel Driven:	33/33 watts at 8 ohms
Distortion:	
Harmonic Distortion:	Less than .5% at rated output
Intermodulation Distortion:	Less than .5% at rated output Less than .2% at −3 dB rated output
Frequency Response:	
Main Input:	13 to 70,000 Hz (±1.5 dB)
High Level Input:	20 to 30,000 Hz (±1.5 dB)
Power Bandwidth (IHF):	18 Hz to 30,000 Hz
Channel Separation:	Better than 50 dB
Input Sensitivity (for rated output)	MAG.... 2.5 mV Tape HD.... 3.5mV AUX.....160 mV Tape play.....(pin) 160 mV Tape play (DIN) 160 mV Main . . 100 mV
Recording Output :	(pin) 160 mV (Dubbing) 160 mV (DIN) 32 mV
Maximum Input Signal:	180 mV (p-p 1000 Hz) at MAG input
Hum and Noise: (Below rated output)	Phono (MAG) 60 dB Tape HD 60 dB AUX 70 dB Tape Play 70 dB Noise at minimum volume control . . . Less than 1.5 mV at 8 ohms or .28 micro watts
Damping Factor:	24 at 8 ohms
Speaker Impedance:	4, 8 and 16 ohms
Bass Control:	±10 dB at 100 Hz
Treble Control:	±10 dB at 10,000 Hz
High Filter:	3,000 Hz cutoff
Low Filter:	200 Hz cutoff
Loudness Control:	+8 dB at 100 Hz, +3 dB at 10K Hz (at −30 dB)
Output Switch:	Power off, A speaker, B speaker, A-B speakers and Phones.
Mode Switch:	Left, Right, Stereo, Rev. & Mono
Selector Switch:	AM, FM AUTO, Phono 1, Phono 2, Tape HD & Aux.
Push-Button Switch:	Loudness, Tape Monitor, Muting, Low Filter and High Filter.
Outputs:	2 pairs of stereo speaker terminals, Center channel output (low level), Pre-amp output, Tape recording output, Headphone jack, Tape Dubbing jack, AC outlet.

TUNER SECTION :

FM: Antenna Impedance:	300 ohms balanced 75 ohms unbalanced
Sensitivity (IHF):	1.8 micro Volts
Harmonic Distortion:	Less than .5% 400Hz 100% mod.
Signal To Noise Ratio:	Better than 60 dB
Capture Ratio:	2.5 dB
Image Rejection:	Better than 70 dB
Spurious Response:	Better than 90 dB
IF Rejection:	Better than 80 dB
Selectivity (Alt. channel):	45 dB
Stereo Separation:	Better than 35 dB at 1,000 Hz
FM IF Stage:	4 ICs (Integrated circuits)
FM Front-end:	2 FETs, 4 gang tuning condenser
Inter Station Muting:	Push button switch
FM Spurious Radiation:	Less than 34 dB (50 μV)
AM: Sensitivity (IHF):	15 micro Volts at 1,000 kHz
Image Rejection:	90 dB at 1,000 K Hz
Selectivity:	Better than 25 dB
Special Features:	4 IC's IF Circuit, 2 FET's 4 gang Tuning condenser Super Sensitive Front-end, Inter Station Muting Circuit, Heavy Fly-Wheel Tuning Dial, 300 ohms and 75 ohms Antenna Input, Easy-to-use Push-button, switch, U.S. pat. power Transistor Protection Circuit, Separate Pre-amp. Output and Main Amp. Input, New Luminous-Dial, Low Filter and High Filter, Tape Monitor, Dubbing Tape Recording Jack on Front Panel, Stereo Phone Jack.
Semiconductors:	4 ICs, 2 FETs, 35 Transistors, 38 Diodes, 5 Thermistors
Power Consumption:	AC 110—120 V / 220—240 V, 50/60 Hz 170 watts at full power 40 watts at no signal.
Dimensions :	Inches . . .16½ W, 5½ H, 12¼ D.
Weight:	22.4 lbs. net weight

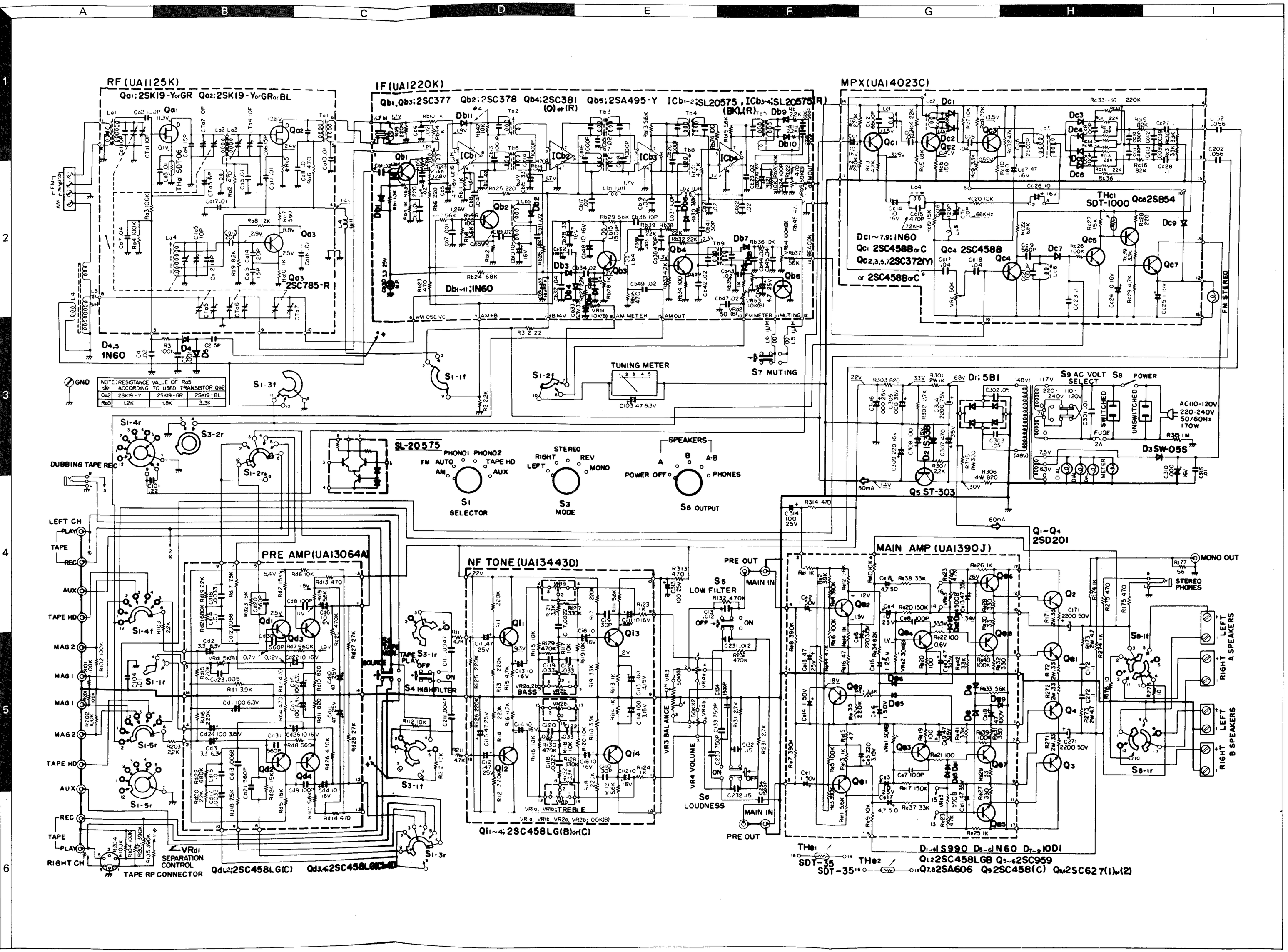

NOTE: RESISTANCE VALUE OF Ra5 ACCORDING TO USED TRANSISTOR Qa2			
Qa2	2SK19-Y	2SK19-GR	2SK19-BL
Ra5	1.2K	1.8K	3.3K