KENWOOD

AM-FM STEREO RECEIVER

KR-2600

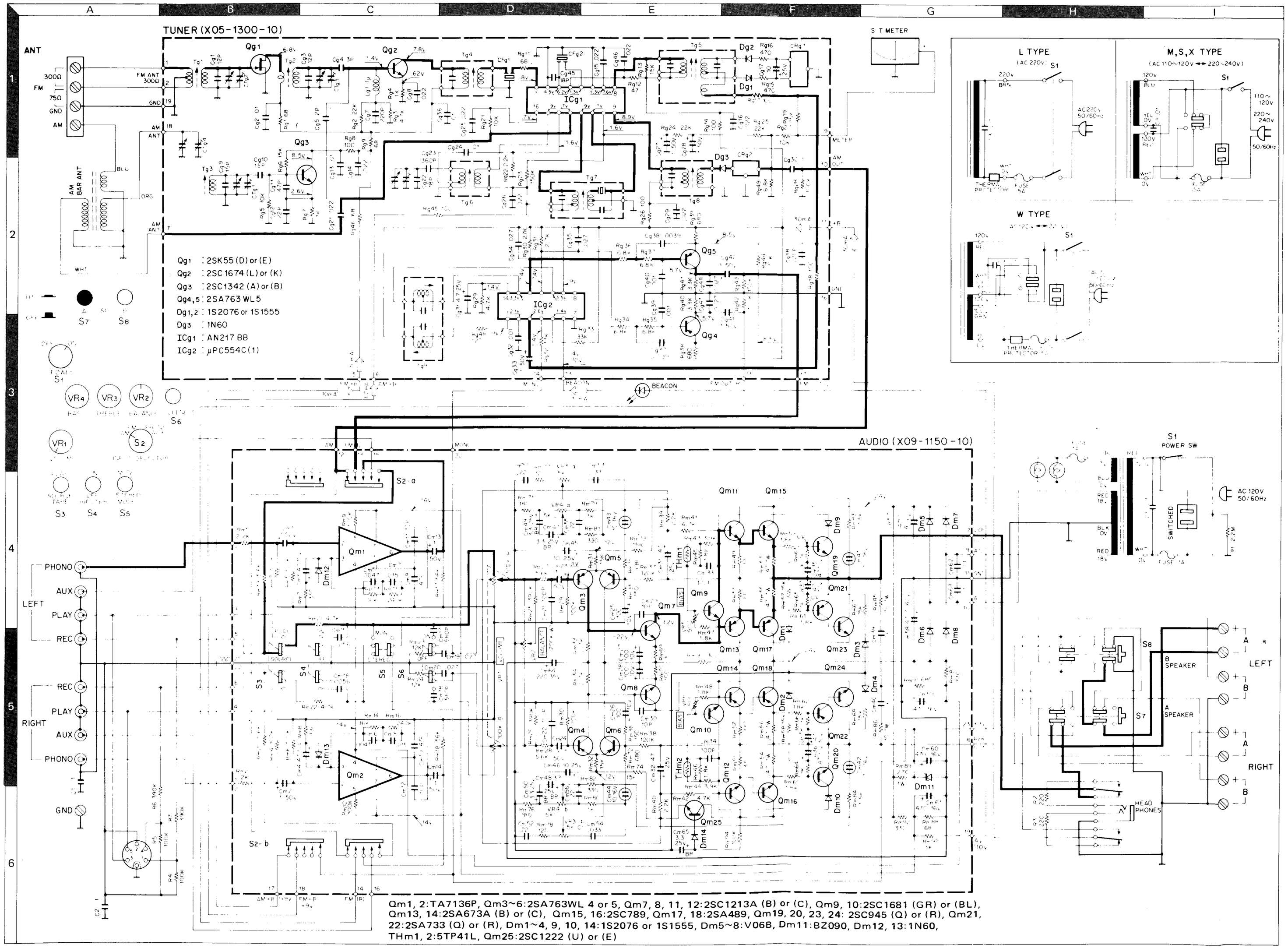

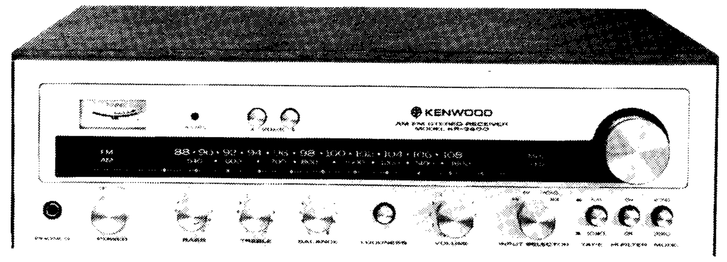

SPECIFICATIONS

FM TUNER SECTION

Frequency Range	88 MHz to 108 MHz (FTZ APPROVED)
Usable Sensitivity (IHF)	2.5 μV
Quieting Slope	4.5 μV 50 dB (MONO), 55 μV 50 dB (STEREO)
Frequency Response	20 Hz to 15,000 Hz, +0 dB, −2.0 dB
Harmonic Distortion	0.3% Mono (at 400 Hz 100% modulation) 0.5% Stereo (at 400 Hz 100% modulation)
Signal to Noise Ratio	70 dB at 1 mV input (MONO), 64 dB (STEREO)
Image Rejection	50 dB
Selectivity (IHF ALT channel)	50 dB DIN ±300 kHz 32 dB
IF Rejection	85 dB
Spurious Signal Rejection	75 dB
AM Suppression	45 dB
Capture Ratio	2.5 dB
Stereo Separation	33 dB at 1,000 Hz 25 dB at 10,000 Hz
Sub Carrier Suppression	40 dB
Antenna Impedance	300 ohms Balanced and 75 ohms Unbalanced

AM TUNER SECTION

Usable Sensitivity (IHF)	25 μV
Signal to Noise Ratio	48 dB at 1 mV input
Image Rejection	45 dB
Selectivity (IHF)	25 dB
IF Rejection	33 dB
Antenna	Built-in ferrite bar antenna, External antenna terminal

POWER AMPLIFIER SECTION

RMS Power Output	
Both channel driven	15 watts × 2 into 8 ohms at 20 Hz to 20,000 Hz 18 watts × 2 into 8 ohms at 1,000 Hz 18 watts × 2 into 4 ohms at 1,000 Hz (DIN)
Each channel driven	22 watts × 2 into 8 ohms at 1,000 Hz 28 watts × 2 into 4 ohms at 1,000 Hz
Dynamic Power Output	52 watts into 8 ohms 58 watts into 4 ohms
Total Harmonic Distortion	0.8% at rated power into 8 ohms 0.1% at 1/2 rated power into 8 ohms at 1,000 Hz
Intermodulation Distortion (60 Hz : 7 kHz = 4 : 1)	0.8% at rated power into 8 ohms 0.2% at 1/2 rated power into 8 ohms
Power Bandwidth	10 Hz to 70,000 Hz
Damping Factor	30 at 8 ohms
Speaker Impedance	Accept 4 ohms to 16 ohms

PRE-AMPLIFIER SECTION

Input Sensitivity and Impedance	
Phono	2.5 mV, 50k ohms
AUX	150 mV, 45k ohms
Tape Play	150 mV, 45k ohms
Maximum Input Voltage (rms)	
Phono	140 mV T.H.D. 0.8% at 1,000 Hz
Signal to Noise Ratio (IHF A Curve)	
Phono	70 dB
AUX	90 dB
Tape Play	90 dB
Output Voltage and Impedance	
Tape Rec. (Pin)	150 mV, 100 ohms
(Din connector)	30 mV, 80k ohms
Frequency Response	
Phono	RIAA Standard curve ±0.8 dB
AUX, Tape Play	20 Hz to 50,000 Hz ±1.5 dB
Tone Controls	
Bass	±8 dB at 100 Hz
Treble	±8 dB at 10,000 Hz
Loudness Control (−30 dB)	±8 dB at 100 Hz ±5 dB at 10,000 Hz
High Filter	−10 dB at 10,000 Hz

GENERAL

Switches	
Speaker Selector	A, B, A+B
Input Selector	AM−FM−PHONO−AUX
Mode	MONO−STEREO
Function	HI−FILTER
Tape Monitor	PLAY−SOURCE
Others	LOUDNESS PHONE JACK
AC Outlets	Switched 1
Power Consumption	125 watts at full power 15 watts at no signal
Dimensions	W 17-1/4" (438mm) H 5-5/16" (135mm) D 11-13/16" (300mm)
Weight	14.3 lbs. (6.5 kg)

The tuner unit of KR-2600 is changed from X05-1300-10 to X05-1450-10.

APPLICATION : From Serial No. 440001.

DC voltages are measured at no signal. (except ( ) : stereo)

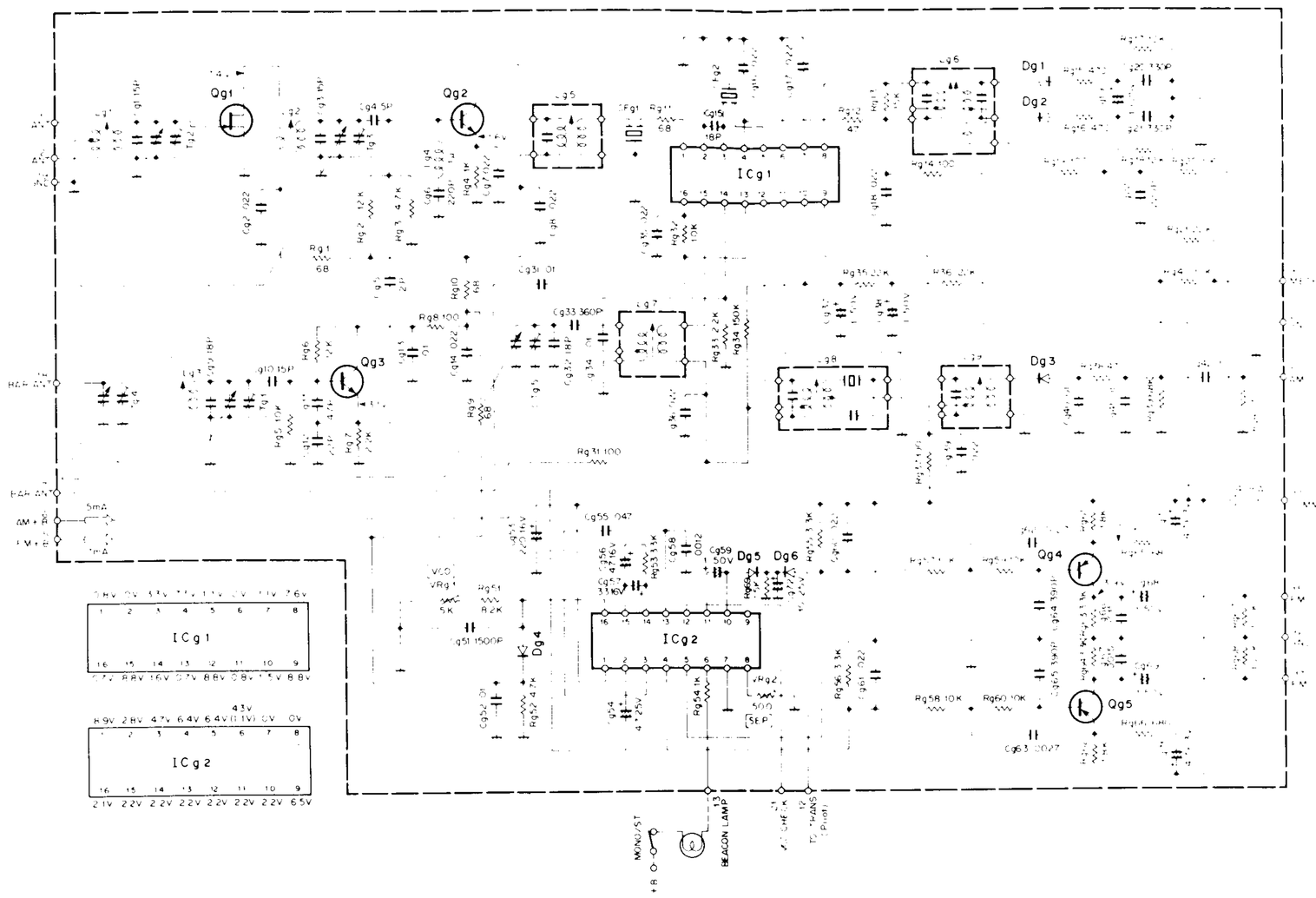

Qg1:2SK55(D) or (E), Qg2:2SC381(O), Qg3:2SC1342(A) or (B), Qg4, 5:2SA640(E) or (F),
Dg1, 2, 4~6:1S2076 or 1S1555, Dg3:1N60, ICg1:AN217BB, ICg2:LA3350S

The KR-2600 schematic and PC board had been changed.

APPLICATION: From Serial No. 540850.

DC voltages are measured at no signal. (except ( ) : stereo)

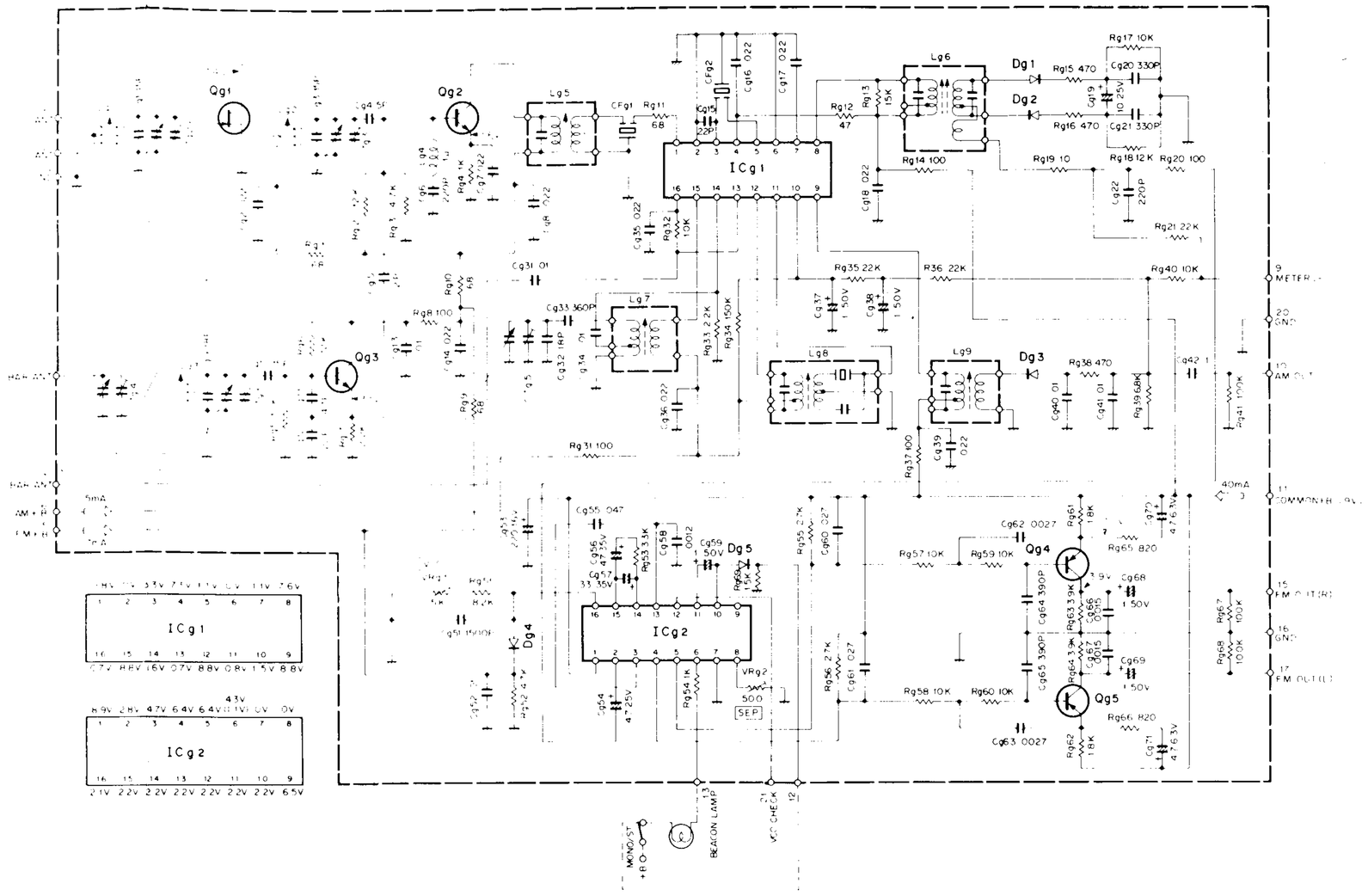

Qg1:2SK55(D) or (E), Qg2:2SC381(O), Qg3:2SC1342(A) or (B), Qg4, 5:2SA640(E) or (F),
Dg1, 2, 4, 5:1S2076 or 1S1555, Dg3:1N60, ICg1:AN217BB, ICg2:LA3350S-L6