KENWOOD

AM-FM STEREO RECEIVER

KR-3400

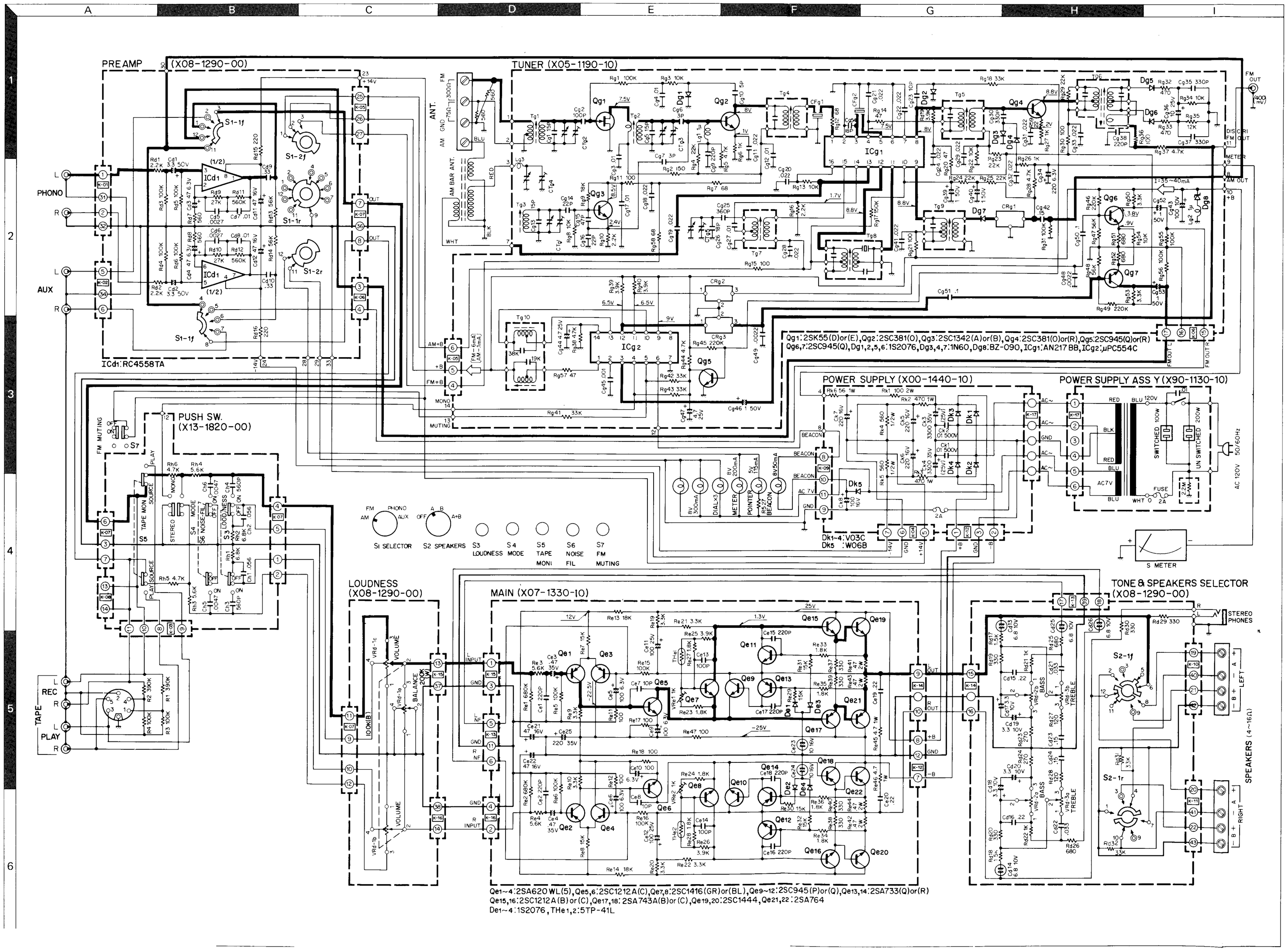

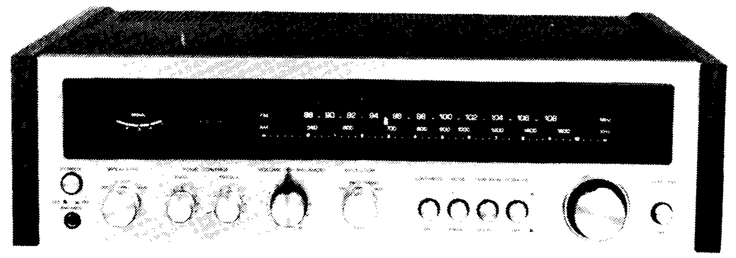

SPECIFICATIONS

FM TUNER SECTION

Frequency Range	88 MHz to 108 MHz 87.5 MHz to 108 MHz (FTZ APPROVED)
Usable Sensitivity (IHF)	2.5μV
Quieting Slope	5μV 40 dB, 10μV 56 dB, 50μV 62 dB
Frequency Response	20 Hz to 15,000 Hz $^{+0.5}_{-2.0}$ dB
Harmonic Distortion	0.4% Mono (at 400 Hz 100% modulation) 0.6% Stereo (at 400 Hz 100% modulation)
Signal to Noise Ratio	62 dB at 1 mV input
Image Rejection	50 dB
Selectivity (IHF ALT channel)	45 dB
IF Rejection	80 dB
Spurious Signal Rejection	75 dB
AM Suppression	45 dB
Capture Ratio	3.0 dB
Stereo Separation	33 dB at 1,000 Hz
Sub Carrier Suppression	40 dB
Antenna Impedance	300 ohms Balanced & 75 ohms Unbalanced

AM TUNER SECTION

Usable Sensitivity (IHF)	25 μV
Signal to Noise Ratio	45 dB at 1 mV input
Image Rejection	45 dB
Selectivity (IHF)	25 dB
IF Rejection	33 dB
Antenna	Built-in ferrite bar antenna, External antenna terminal

MAIN AMPLIFIER SECTION

RMS Power Output	
Both channels driven	22 watts x 2 into 8 ohms at 1,000 Hz 29 watts x 2 into 4 ohms at 1,000 Hz
Dynamic Power Output	65 watts into 8 ohms 82 watts into 4 ohms
Total Harmonic Distortion	0.8% at rated power into 8 ohms 0.1% at 1/2 rated power into 8 ohms at 1,000 Hz
Inter Modulation Distortion (60 Hz : 7 kHz = 4 : 1)	0.8% at rated power into 8 ohms 0.1% at 1/2 rated power into 8 ohms
Power Bandwidth	10 Hz to 30,000 Hz
Signal to Noise Ratio at 50 mW	50 dB
Damping Factor	30 at 8 ohms
Speaker Impedance	Accept 4 ohms to 16 ohms

PRE-AMPLIFIER SECTION

Input Sensitivity and Impedance	
Phono	2.5 mV, 50 Kohms
AUX	150 mV, 45 Kohms
Tape Play	150 mV, 45 Kohms
Maximum Input Voltage (rms)	
Phono	110 mV T.H.D. 0.8% at 1,000 Hz
Signal to Noise Ratio (IHF A Curve)	
Phono	70 dB
AUX	87 dB
Tape Play	87 dB
Output Voltage and Impedance	
Tape Rec. (Pin)	150 mV, 100 ohms
(Din connector)	30 mV, 80 Kohms
Frequency Response	
Phono	RIAA Standard curve ±1.5 dB
AUX, Tape Play	10 Hz to 40,000 Hz ±1.5 dB
Tone Controls	
Bass	±8 dB at 100 Hz
Treble	±8 dB at 10,000 Hz
Loudness Control (−30 dB)	+10 dB at 100 Hz +5 dB at 10,000 Hz
Noise Filter	-9.0 dB at 10,000 Hz

GENERAL

Switches	
Speaker Selector	OFF, A, B, A + B
Input Selector	AM FM-PHONO-AUX
Mode	MONO STEREO
Tape Monitor	PLAY SOURCE
Others	NOISE FILTER, FM MUTING, LOUDNESS, PHONES JACK
AC Outlets	Switched 1, Unswitched 1
Power Consumption	145 watts at full power 25 watts at no signal
Dimensions	W 18-15/16" (480mm), H 5-3/8" (137 mm) D 13-9/16" (344 mm)
Weight	18.5 lbs. (8.4 kg) 16.5 lbs. (7.5 kg) Units shipped to the European and the Scandinavian Countries.

Main amplifier unit is revised from (X07-1290-11) to (X07-1330-10), incorporating two Power ICs in the final stage.
It should be noted that the output and the power supply connector positions are changed.
The circuit structure is, however, scarcely changed with the exception of the final stage and the load for the constant current class A driver. As to specifications, no amendment is need.
Application: From Serial No. 050xxx

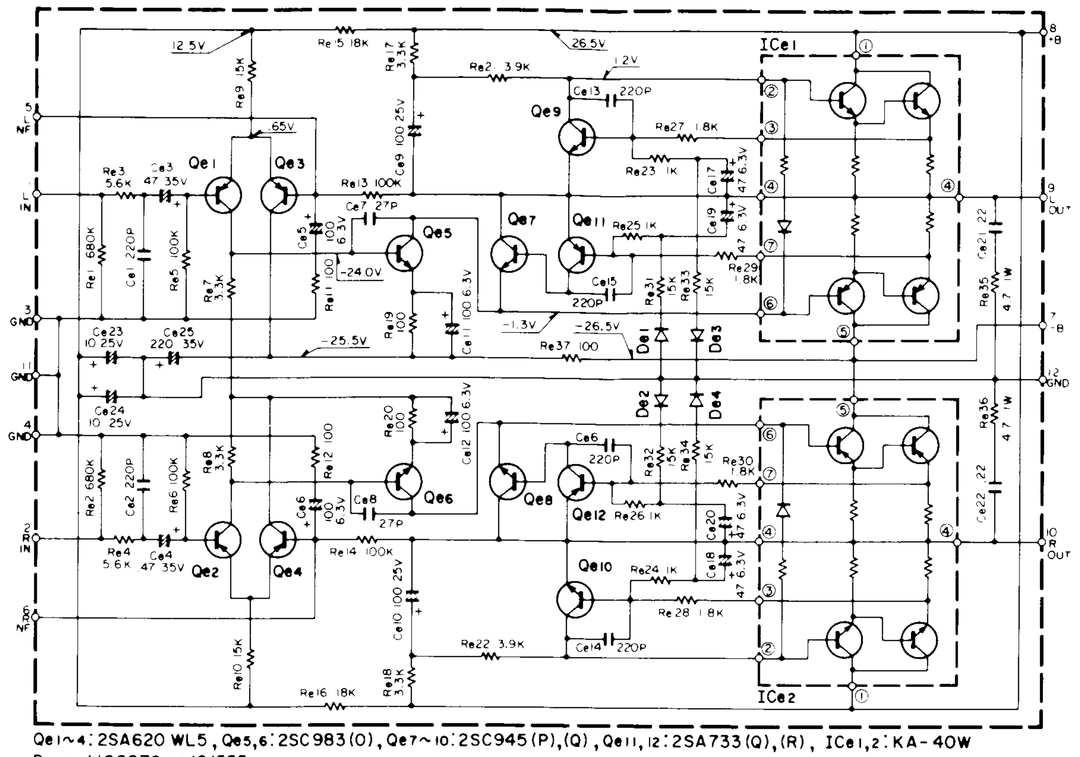

Qe1~4: 2SA620 WL5, Qe5,6: 2SC983(O), Qe7~10: 2SC945(P),(Q), Qe11,12: 2SA733(Q),(R), ICe1,2: KA-40W
De1~4: 1S2076 or 1S1555

For 110~120/220~240V

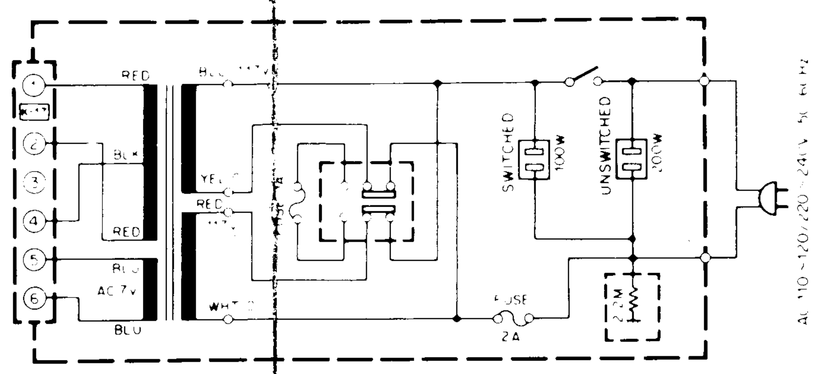

For Europe except England

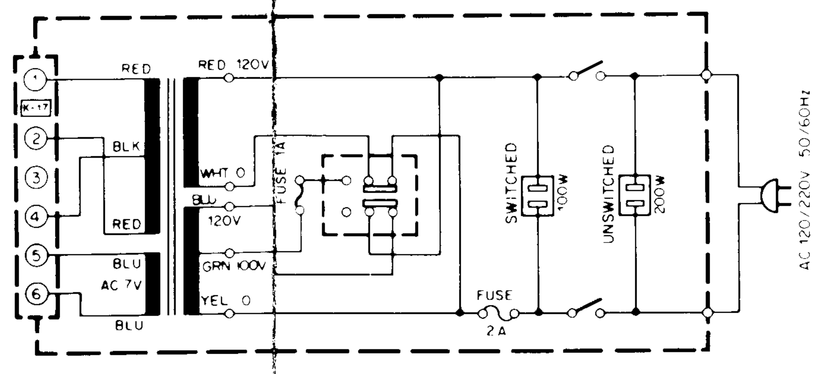
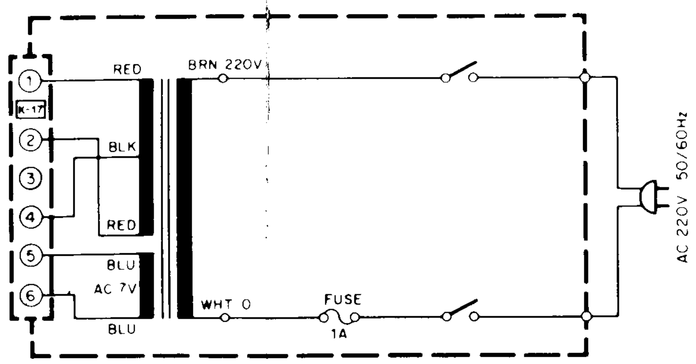
For Scandinavia