KENWOOD

SOLID STATE AM-FM STEREO RECEIVER

KR-77

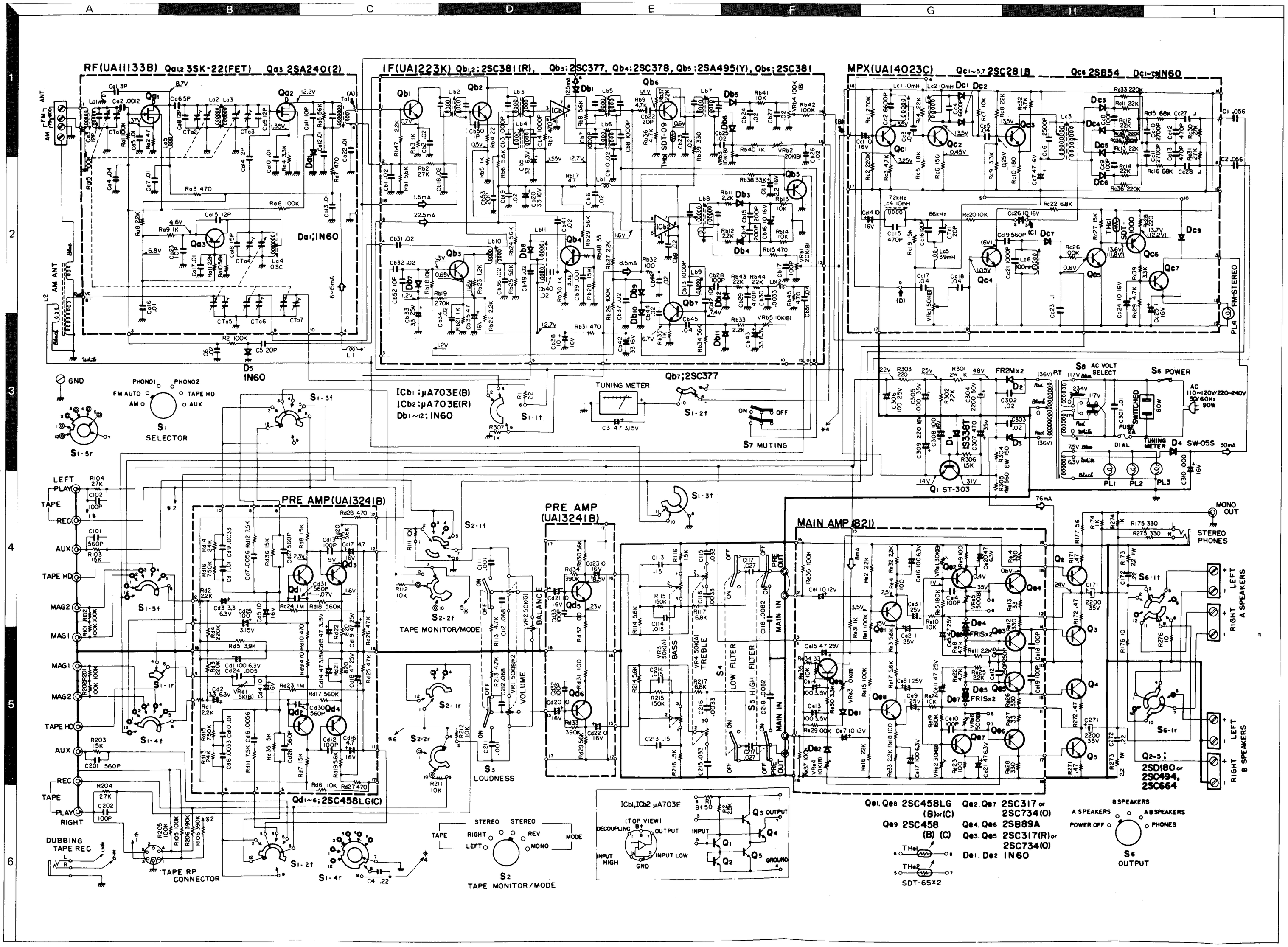



SPECIFICATIONS

AMPLIFIER SECTION

OUTPUT POWER: 90 watts ±1 dB at 4 ohms
70 watts ±1 dB at 8 ohms

DYNAMIC POWER (IHF): 75 watts at 4 ohms
56 watts at 8 ohms

CONTINUOUS POWER:
EACH CHANNEL DRIVEN: 33/33 watts at 4 ohms
24/24 watts at 8 ohms
BOTH CHANNELS DRIVEN: 18/18 watts at 8 ohms

DISTORTION:
HARMONIC DISTORTION: Less than .5% at rated output
INTERMODULATION DISTORTION: Less than .5% at rated output

FREQUENCY RESPONSE:
MAIN INPUT: 15 Hz to 50,000 Hz ±1.5 dB
HIGH LEVEL INPUT: 20 Hz to 30,000 Hz ±1.5 dB

POWER BANDWIDTH (IHF): 20 Hz to 30,000 Hz

INPUT SENSITIVITY: (for rated output)
MAG-1, MAG-2 . . . 2.0 mV
TAPE HD . . . 2.3 mV
AUX . . . 200 mV
TAPE PLAY (Pin) . . . 200 mV
(DIN) . . . 200 mV
MAIN INPUT . . . 100 mV

RECORDING OUTPUT: (Pin) . . . 200 mV
(DIN) . . . 35 mV
(DUBBING) . . . 200 mV

MAXIMUM INPUT SIGNAL: 180 mV (P - P 1,000 Hz) at MAG input

HUM & NOISE: (Below rated output)
PHONO (MAG) . . . 60 dB
TAPE HD . . . 60 dB
AUX . . . 70 dB
TAPE PLAY . . . 70 dB
Noise at minimum volume control . . . Less than 1.5 mV at 8 ohms or .28 micro watt.

DAMPING FACTOR: 23 at 8 ohms

SPEAKER IMPEDANCE: 4, 8, 16 ohms

BASS CONTROL: ±10 dB at 100 Hz

TREBLE CONTROL: ±10 dB at 10,000 Hz

HIGH FILTER: 3,000 Hz cutoff

LOW FILTER: 200 Hz cutoff

LOUDNESS CONTROL: +8 dB at 100 Hz, +3 dB at 10,000 Hz (at −30 dB)

OUTPUT SWITCH: Power off, A Speakers, B Speakers, A - B Speakers & Phones

SELECTOR SWITCH: AM, FM AUTO, PHONO 1, PHONO 2, TAPE HD. & AUX

TAPE MONITOR/MODE SWITCH:
TAPE MONITOR: Left, Right, Stereo
MODE: Stereo, Rev, Mono

KEYBOARD TYPE SWITCH: Loudness, Muting, Low Filter & High Filter

OUTPUTS: 2 pairs of stereo speaker terminals, Center channel output (low level), Pre-amp output, Tape recording output, Dubbing jack, Headphone jack & AC outlet

TUNER SECTION

FM:
ANTENNA IMPEDANCE: 300 ohms balanced
75 ohms unbalanced
SENSITIVITY (IHF): 1.9 μV
HARMONIC DISTORTION: Less than .8% at 400 Hz 100% Mod.
SIGNAL TO NOISE RATIO: Better than 60 dB
CAPTURE RATIO: 2.5 dB
IMAGE REJECTION: Better than 70 dB
IF REJECTION: Better than 80 dB
SELECTIVITY (Alt. channel): 45 dB
STEREO SEPARATION: Better than 35 dB at 1,000 Hz
FM IF STAGE: 2 IC's (Integrated Circuits) & 2 Transisters
FM FRONT-END: 2 FET's, 4 gang tuning condencer
INTER STATION MUTING: Keyboard switch
FM SPURIOUS RADIATION: Less than 34 dB (50 μV)

AM:
SENSITIVITY: 15 μV at 1,000 kHz
IMAGE REJECTION: 90 dB at 1,000 kHz
SELECTIVITY: Better than 25 dB

SPECIAL FEATURES:
IC & Mechanical Filter IF circuit, FET 4 Gang Tuning Condenser super sensitive Front-End, Inter Station Muting Circuit, 300 ohms & 75 ohms FM Antenna Inputs, Unique Keyboard Type Control Switch, Separate Pre-amp. Output & Main-amp. Input, Tape Monitor, Dubbing/Tape recording Jack on Front Panel, Low Filter & High Filter, Stereo Phone Jack, Power Transister Protection Circuit, New Luminous Dial.

SEMICONDUCTORS: 2 IC's, 2 FET's, 35 Transistors & 36 Diodes

POWER VOLTAGE: AC 230V / 240 - 250V 50/60 Hz

POWER CONSUMPTION: 113 watts at full power
20 watts at no signal

DIMENSIONS: 16½″ W, 5½″ H, 12½″ D

WEIGHT: 23 lbs net weight

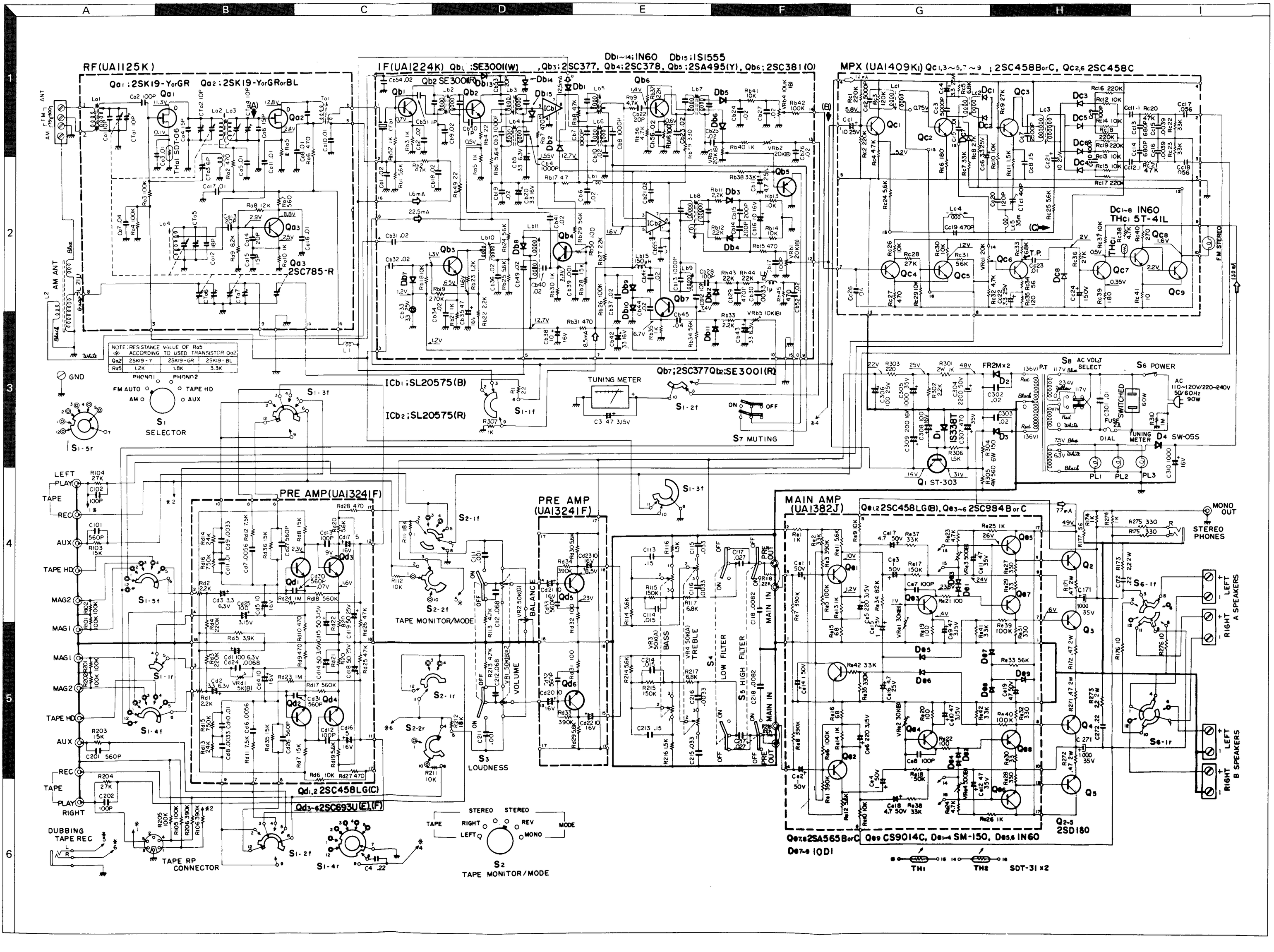
RF(UA1125K)
Qa1 ;2SK19-YorGR Qa2 ;2SK19-YorGRorBL
Qa3 2SC785-R
IF(UA1224K) Qb1 ;SE3001(W) ,Qb3;2SC377, Qb4;2SC378, Qb5;2SA495(Y), Qb6;2SC381(O)
Db1~14;1N60 Db15;1S1555
Qb7;2SC377Qb2;SE3001(R)
ICb1;SL20575(B)
ICb2;SL20575(R)
MPX (UA1409K) Qc1,3~5,7~9 ;2SC458BorC, Qc2,6 2SC458C
Dc1~8 1N60
THc1 5T-41L
NOTE: RESISTANCE VALUE OF Ra5 ACCORDING TO USED TRANSISTOR Qa2
Qa2 2SK19-Y 2SK19-GR 2SK19-BL
Ra5 1.2K 1.8K 3.3K
PHONO1 PHONO2
FM AUTO TAPE HD
AM AUX
S1 SELECTOR
TUNING METER
S7 MUTING
S8 AC VOLT SELECT
S6 POWER
AC 110~120V/220~240V 50/60Hz 90W
SWITCHED
FUSE
DIAL
TUNING METER
D4 SW-05S
Q1 ST-303
PL1 PL2 PL3
PRE AMP(UA1324IF)
Qd1,2 2SC458LG(C)
Qd3~6 2SC693U(E),(F)
PRE AMP (UA1324IF)
MAIN AMP (UA1382J)
Qe1,2 2SC458LG(B), Qe3~6 2SC984BorC
Qe7,8 2SA565BorC Qe9 CS9014C, De1~4 SM-150, De5,6 1N60
De7~9 10D1
Q2-5 2SD180
TH1 TH2 SDT-31 x2
LEFT PLAY
TAPE REC
AUX
TAPE HD
MAG2
MAG1
TAPE RIGHT
DUBBING TAPE REC
TAPE RP CONNECTOR
S2-1f
S2-2f
TAPE MONITOR/MODE
S2-1r
S2-2r
S3 LOUDNESS
BALANCE
VOLUME
S4 LOW FILTER
S5 HIGH FILTER
BASS
TREBLE
MAIN IN
PRE OUT
S1-3f
S1-1f
S1-2f
S1-4r
S1-5r
S1-5f
S1-1r
S1-4f
S6-1f
S6-1r
STEREO PHONES
MONO OUT
RIGHT A SPEAKERS
LEFT A SPEAKERS
RIGHT B SPEAKERS
LEFT B SPEAKERS
STEREO
REV
MONO
MODE
S2 TAPE MONITOR/MODE

KENWOOD

SOLID STATE AM-FM STEREO RECEIVER
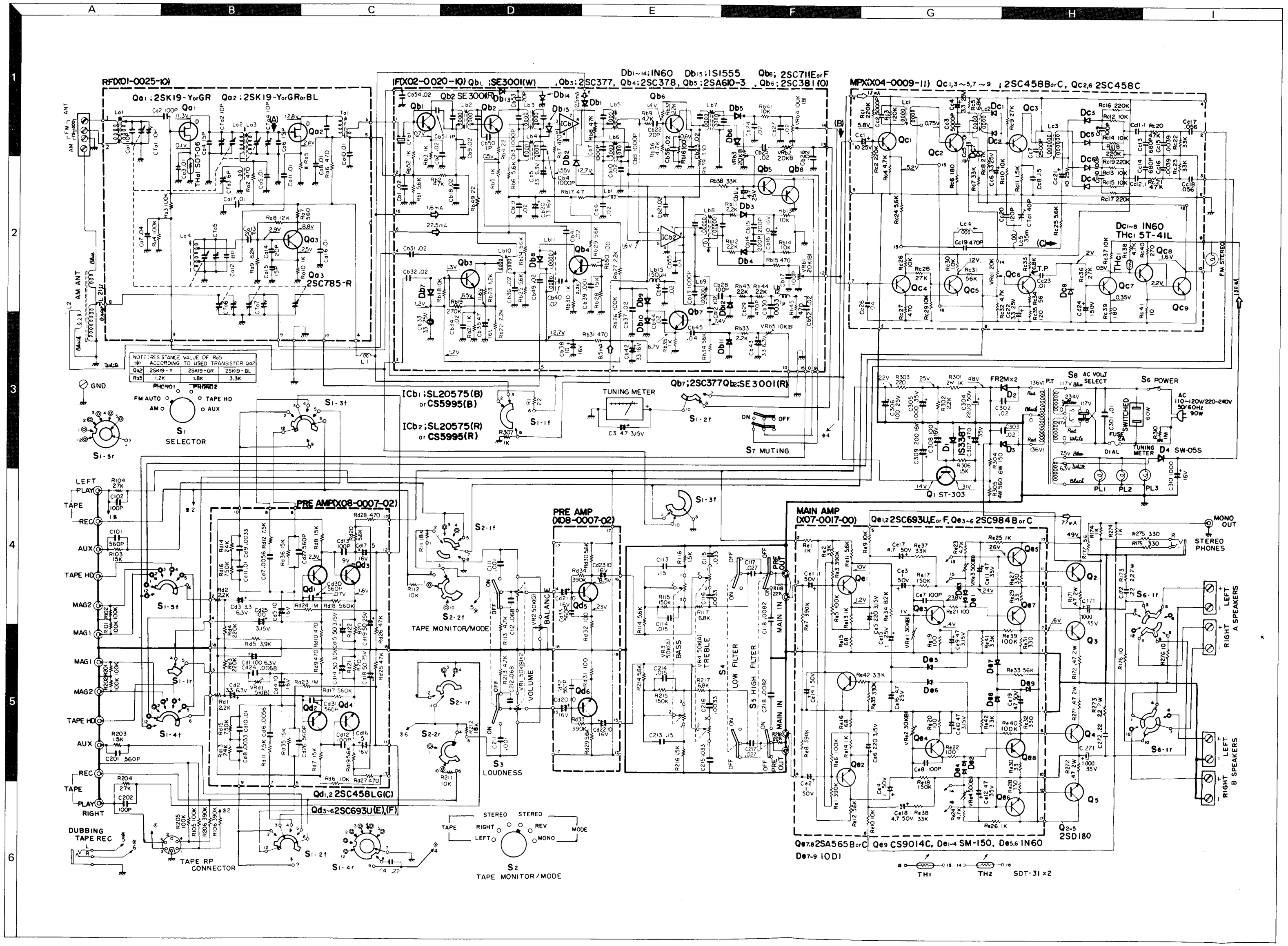
KR-77 ②