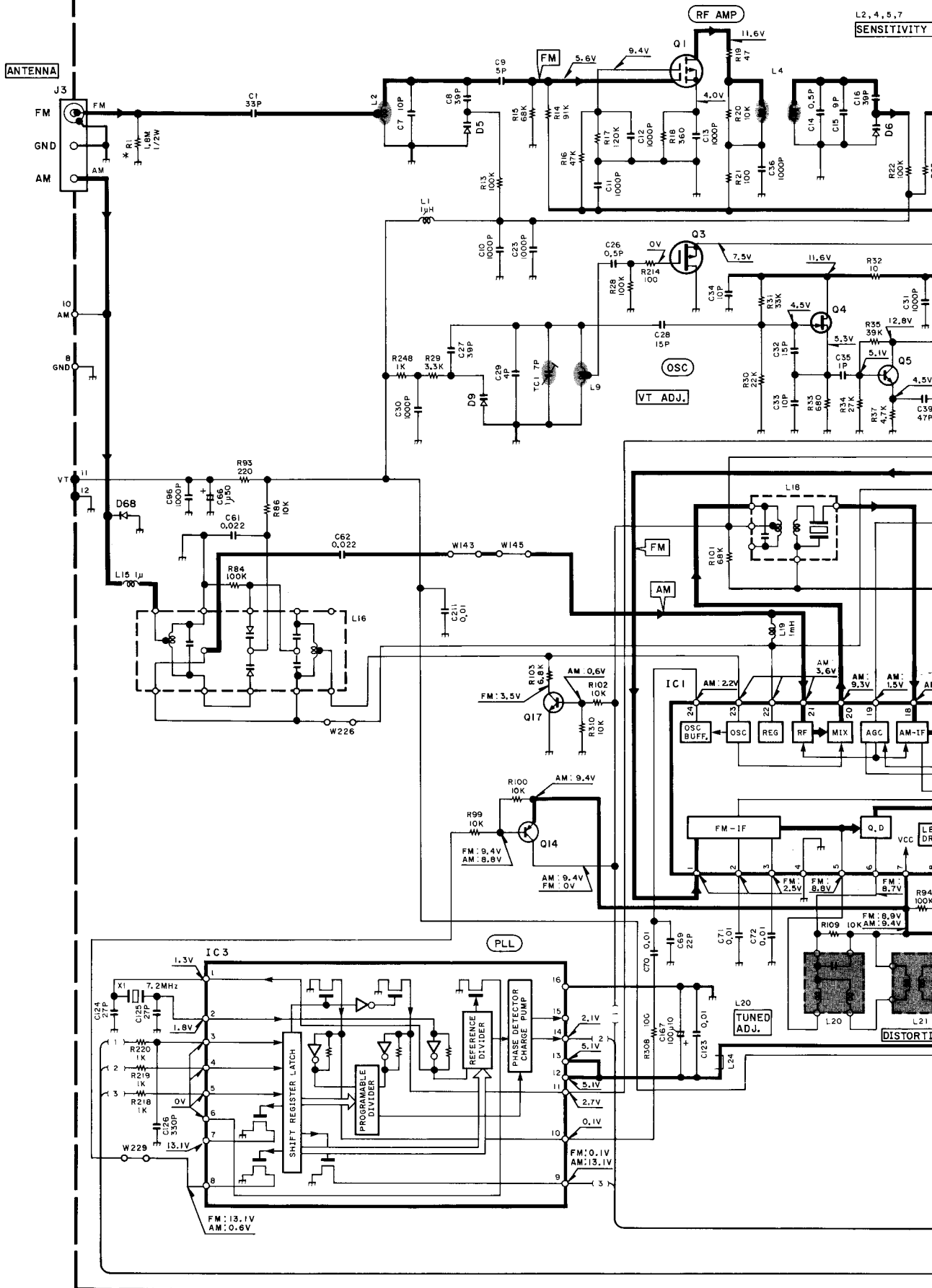


(X05-4340-11) (A/4)



1

2

3

4

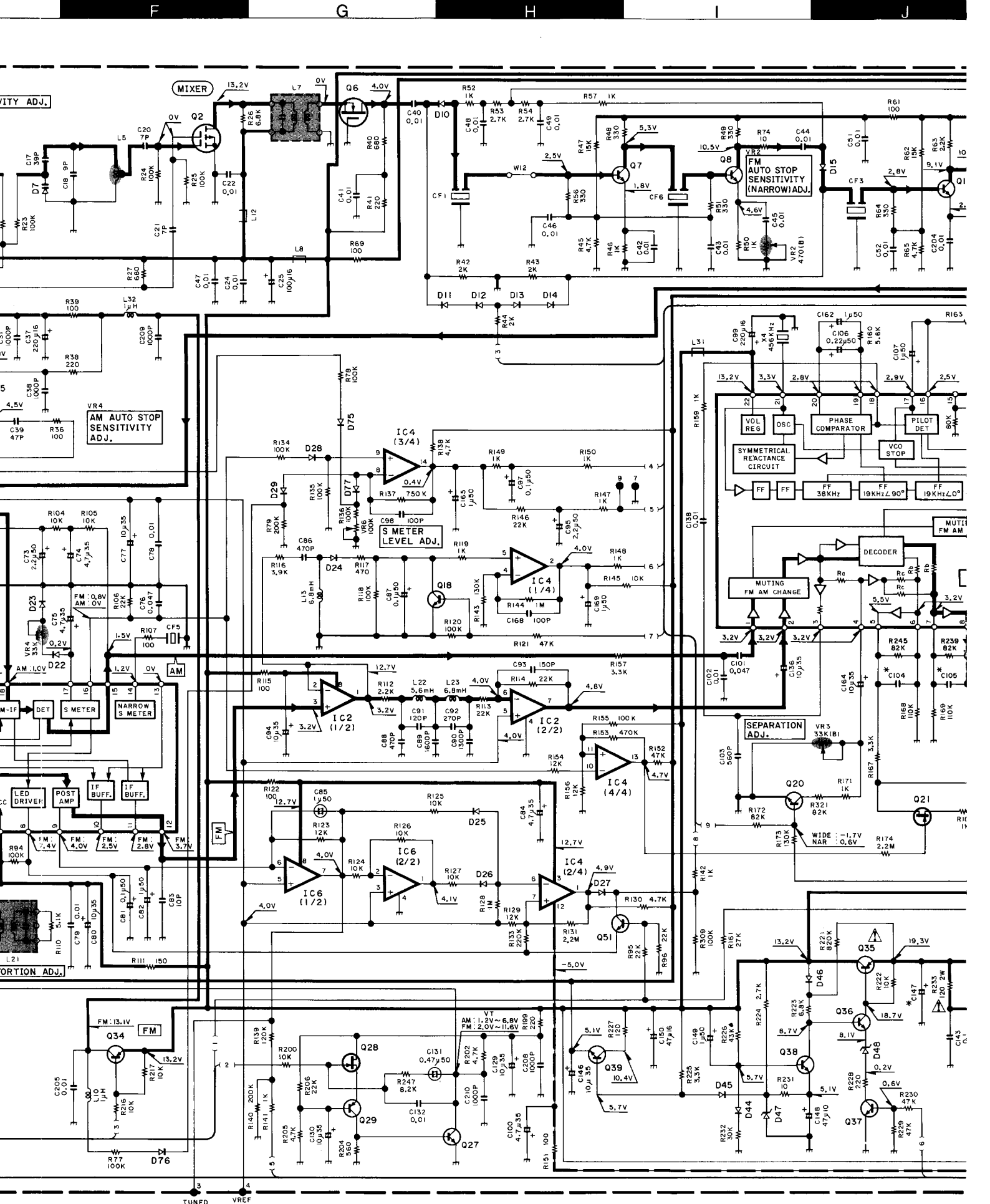
5

6

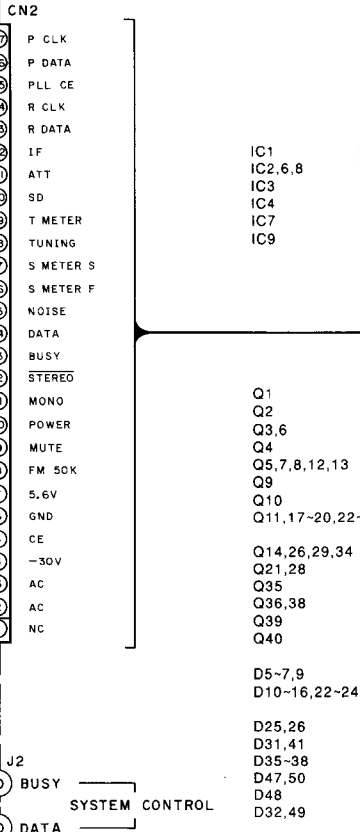
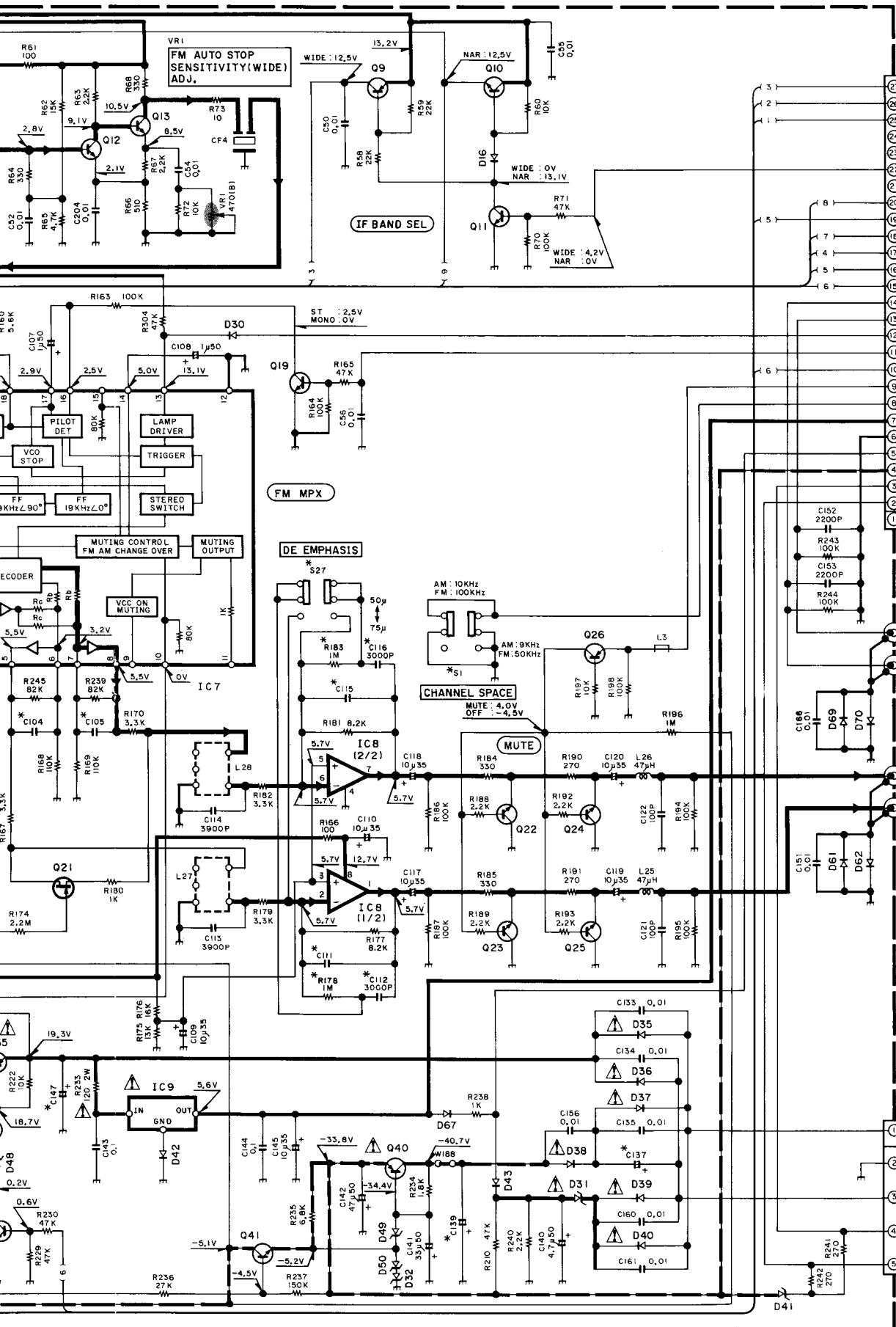
7

L2, 4, 5, 7 SENSITIVITY

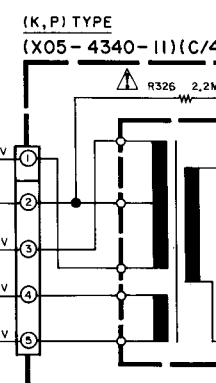
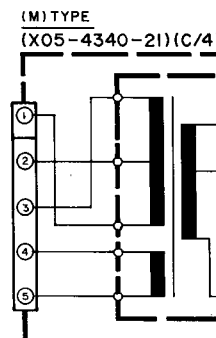
DISTORTION



DESTINATION	UNIT NAME	C104	C105
U.S.A.	K	X05-4340-11	910P 1
CANADA	P	X05-4340-21	10P 62
GENERAL MARKET	M	X05-4340-21	10P 62



- IC1
 - IC2, 6, 8
 - IC3
 - IC4
 - IC7
 - IC9
-
- Q1
 - Q2
 - Q3, 6
 - Q4
 - Q5, 7, 8, 12, 13
 - Q9
 - Q10
 - Q11, 17-20, 22-24
 - Q14, 26, 29, 34
 - Q21, 28
 - Q35
 - Q36, 38
 - Q39
 - Q40
-
- D5-7, 9
 - D10-16, 22-24
 - D25, 26
 - D31, 41
 - D35-38
 - D47, 50
 - D48
 - D32, 49



KT-3050 (K)(1/2)

UNIT NAME	C104 105	C111 115	C112 116	C137	C139	C147	R1	R178 183	S1 27
X05-4340-11	910P	10P	NO	330μ25	330μ50	2200μ25	YES	NO	NO
X05-4340-21	10P	6200P	YES	330μ35	330μ63	2200μ35	NO	YES	YES

IC1 : LA1266A
 IC2,6,8 : NJM4E65D
 IC3 : LM70C1
 IC4 : NJM2901N
 IC7 : LA3401
 IC9 : μPC7205AHF or TA7805S

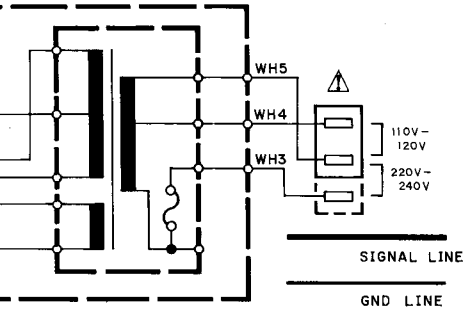
X05-B/4-CN1



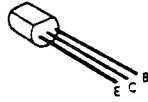
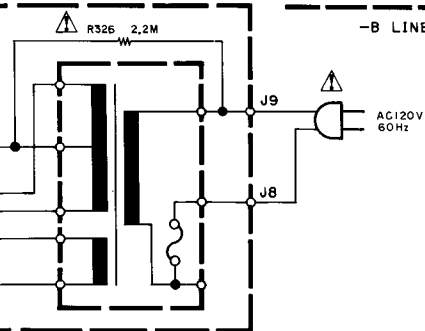
Q1 : 3SK226
 Q2 : 3SK1E1(GR)
 Q3,6 : 2SK302(GR)
 Q4 : 2SK709(BL,V)
 Q5,7,8,12,13 : 2SC2714(O,Y)
 Q9 : 2SA1C37K
 Q10 : 2SC2412K
 Q11,17-20,22-25,27,37,41,51 : 2SC2458(Y,GR) or 2SC3311A(Q,R)
 Q14,26,29,34 : 2SA1C48(Y,GR) or 2SA1309A(Q,R)
 Q21,28 : 2SK246(Y,GR)
 Q35 : 2SB1375
 Q36,38 : 2SC1E45(F,E)
 Q39 : 2SC203(L,K)
 Q40 : 2SA1E34A(R,S)

D5-7,9 : ITT31J-4
 D10-16,22-24,27-30,39,40,42-46,59,61,62,67-70,75-77 : 1SS133 or HSS104
 D25,26 : SD103A
 D31,41 : RD6.8ES(B2) or HZS6.8N(B2)
 D35-38 : S5566B
 D47,50 : RD5.1JS(B2) or HZS5.1S(B2)
 D48 : RD8.2ES(B2) or HZS8.2N(B2)
 D32,49 : RD15JS(B) or HZS15S(B)

TYPE
 S-4340-21(C/4)



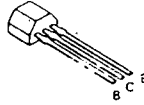
TYPE
 S-4340-11(C/4)



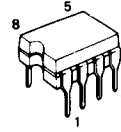
2SA1534A
 2SC1845
 2SC2003



2SB1375



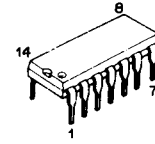
2SA1048
 2SC2458



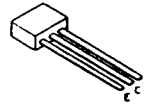
NJM4565D



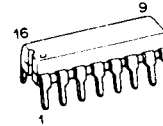
DTC114TK
 2SA1037K
 2SC2412K
 2SC2714



NJM2901N



2SA1309A
 2SC3311A



LM7001

CAUTION: For continued safety, replace safety critical components only with manufacturer's recommended parts (refer to parts list). Indicates safety critical components. To reduce the risk of electric shock, leakage-current or resistance measurements shall be carried out (exposed parts are acceptably insulated from the supply circuit) before the appliance is returned to the customer.

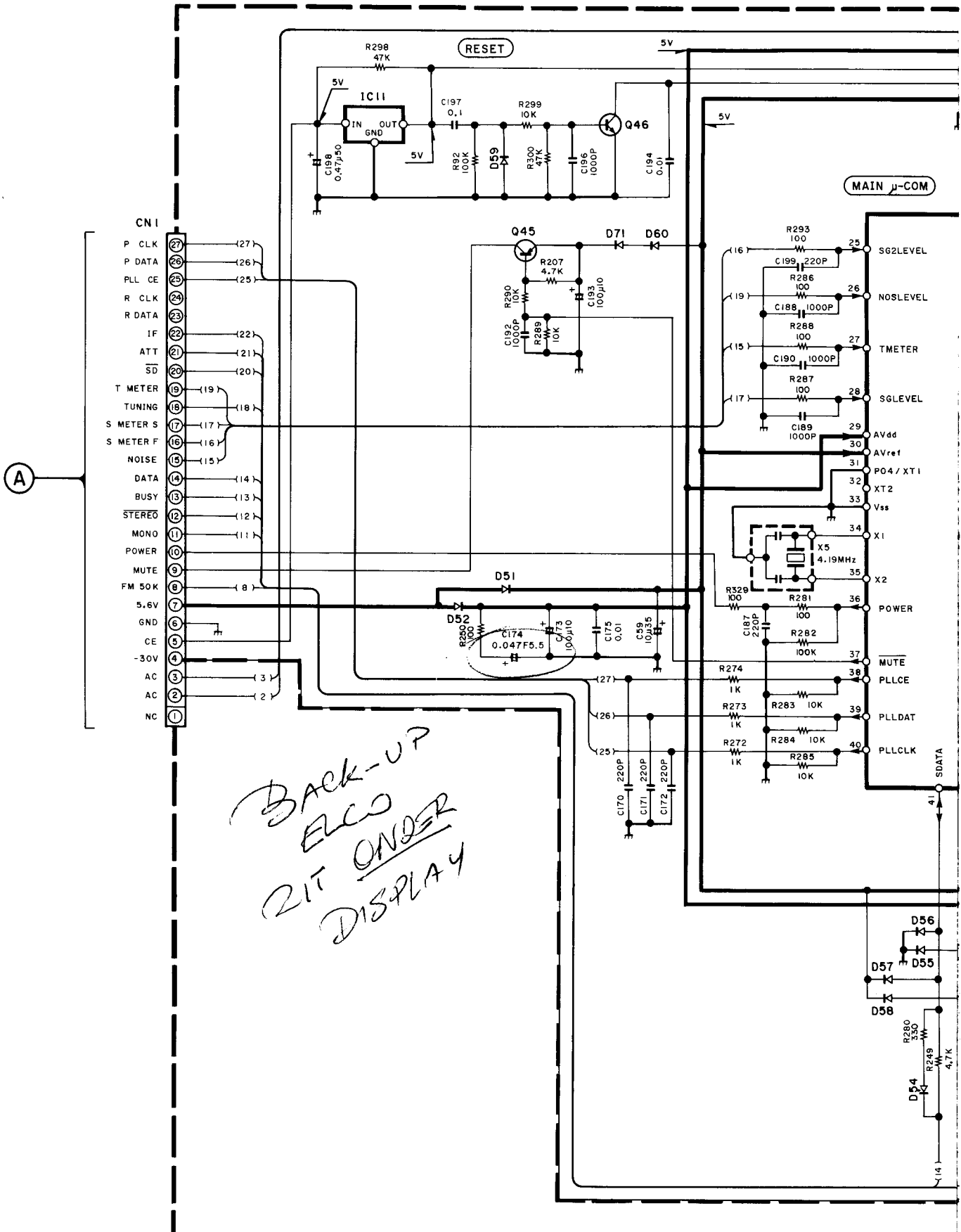
DC voltages are as measured with a high-impedance voltmeter during reception of the FM broadcast signal (with a signal strength of 60 dB at the ANT terminal). Values may vary slightly due to variations between individual instruments or/and units. Values in parentheses are as measured during reception of the AM broadcast signal (with a signal strength of 60 dB at the ANT terminal).

Les tensions c.c. doivent être mesurées avec un voltmètre à haute impédance pendant la réception d'un signal de programme FM (avec une force de signal de 60 dB à la borne ANT). Les valeurs peuvent différer légèrement du fait des variations inhérentes aux appareils et aux instruments de mesure individuels. Les valeurs entre parenthèses doivent être mesurées pendant la réception d'un signal de programme AM avec une force de signal de 60 dB à la borne ANT.

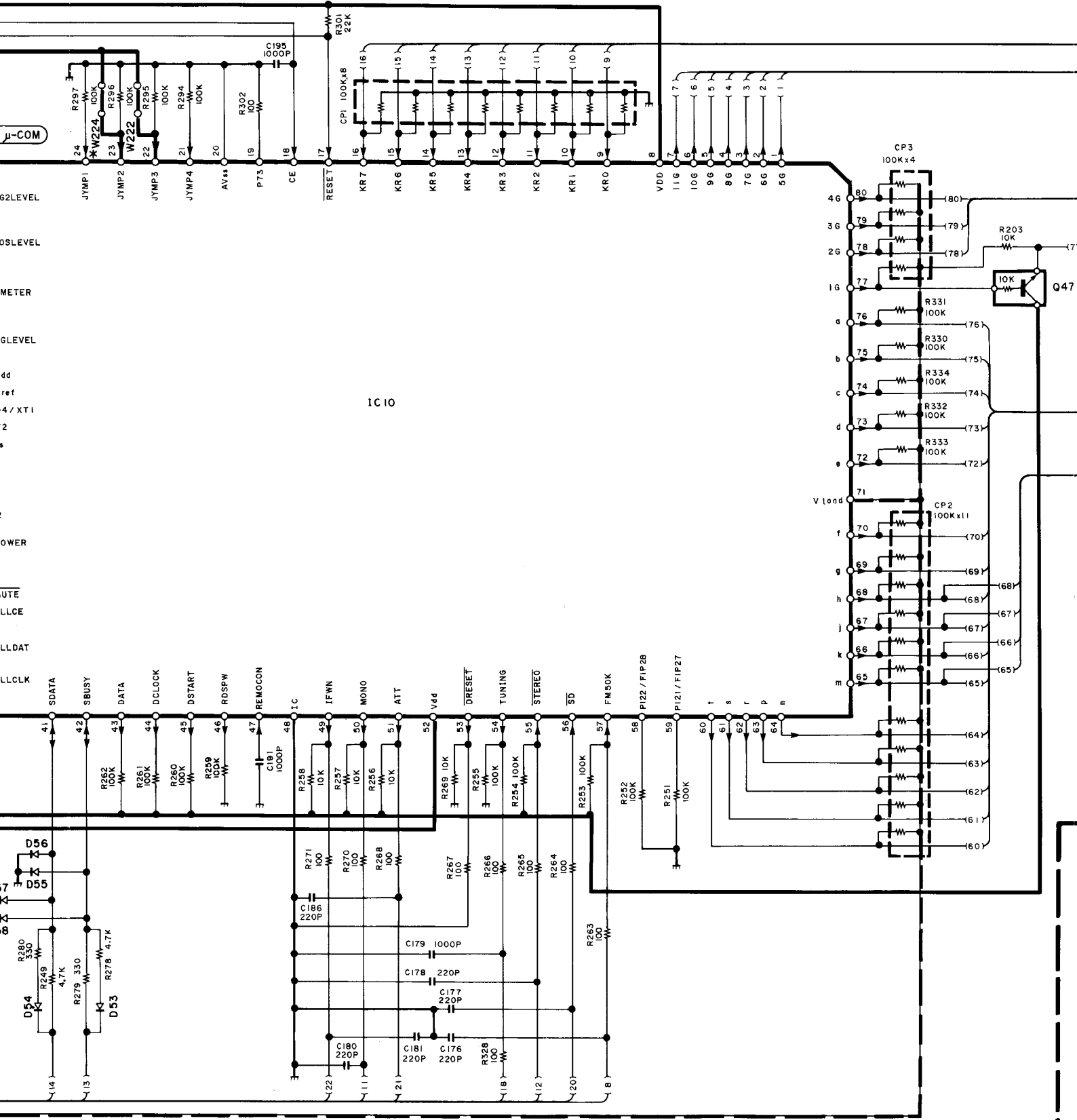
Die angegebenen Gleichspannungswerte wurden mit einem hochohmigen Spannungsmesser bei Empfang eines UKW-Signals (mit einer Feldstärke von 60 dB am Antennenanschluß) gemessen. Dabei schwanken die Meßwerte aufgrund von Unterschieden zwischen einzelnen Instrumenten oder Geräten u.U. geringfügig. Die eingeklammerten Gleichspannungswerte wurden bei Empfang eines MW-Signals (mit einer Feldstärke von 60 dB am Antennenanschluß) gemessen.

Y07-3552-70

KT-305
 KENWOOD

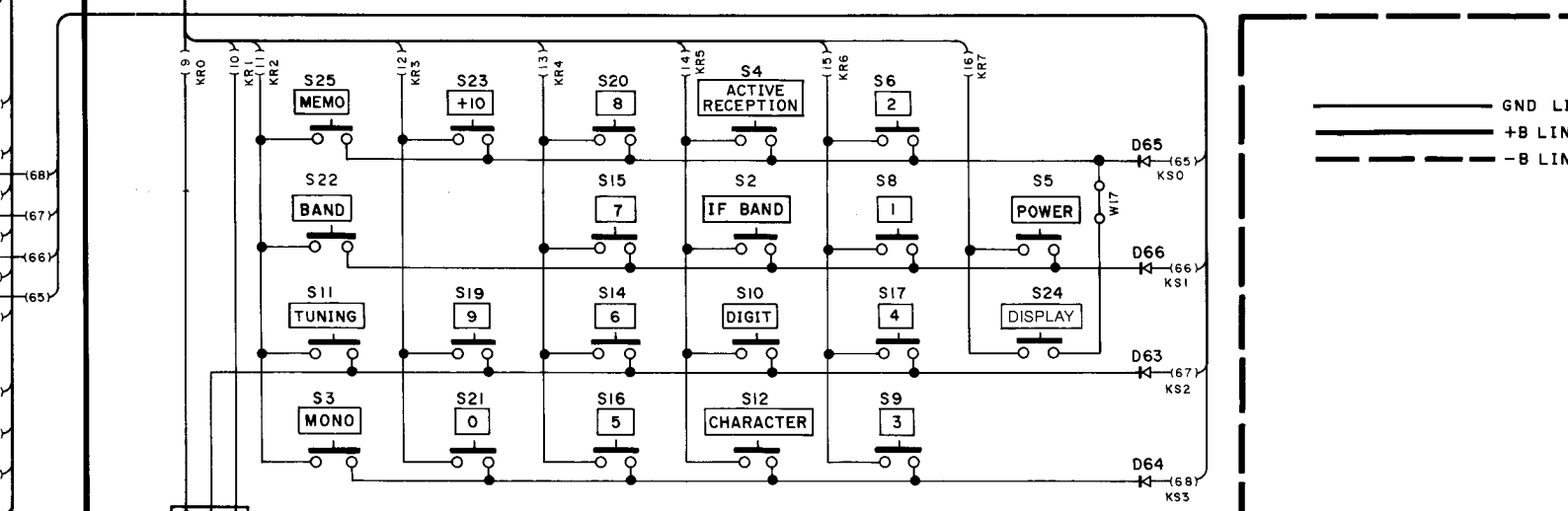
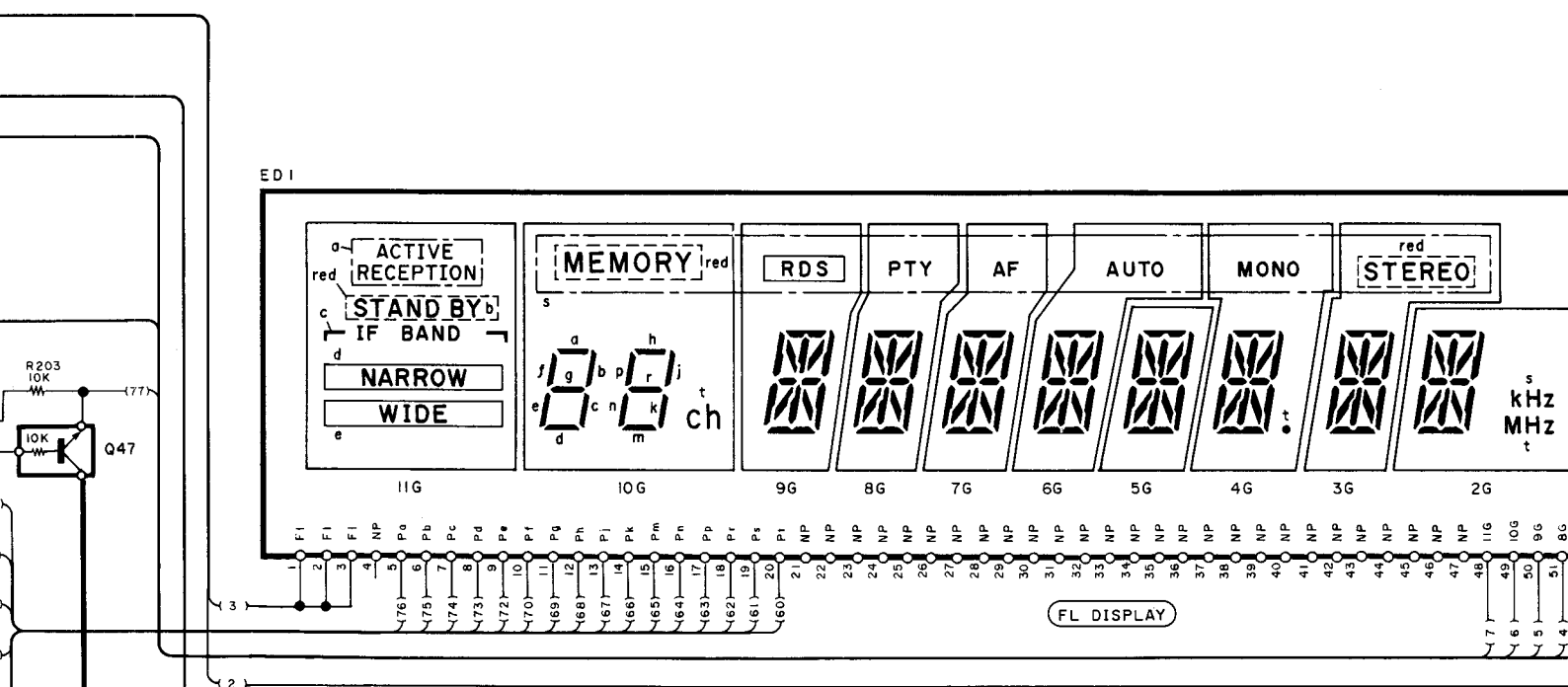


*BACK-UP
ELCO
2IT UNDER
DISPLAY*



IC 10

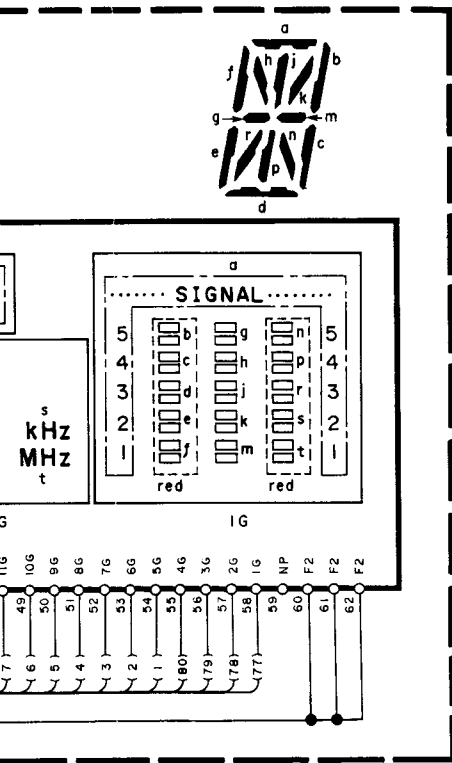
Q47



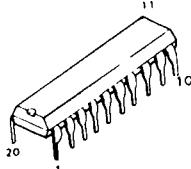

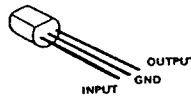
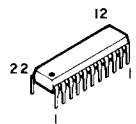

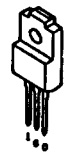
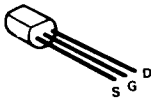
- IC10 : μ PD78043GF-011
- IC11 : PST529D
- Q45 : 2SA1037K
- Q46 : 2SC2412K
- Q47 : DTC114TK
- D51-60.63-66,71 : ISS133 or HSS104
- ED1 : FIP11EM7R


DC voltages are as measured with a high-impedance voltmeter during reception of the FM broadcast signal (with a signal strength of 60 dB at the ANT terminal). Values may vary slightly due to variations between individual instruments or/and units. Values in parentheses are as measured during reception of the AM broadcast signal (with a signal strength of 60 dB at the ANT terminal).

DESTINATION	UNIT NAME	W224
U.S.A.	K	X05-4340-11 NO
CANADA	P	X05-4340-21 YES
GENERAL MARKET	M	X05-4340-21 YES



- GND LINE
 - +B LINE
 - -B LINE

-  TDA7330A
-  2SK302
-  PST529D
-  LA3401
-  UPC7805AHF
-  TA7805S
-  2SK246

CAUTION: For continued safety, replace safety critical components only with manufacturer's recommended parts (refer to parts list).  Indicates safety critical components. To reduce the risk of electric shock, leakage-current or resistance measurements shall be carried out (exposed parts are acceptably insulated from the supply circuit) before the appliance is returned to the customer.

Les tensions c.c. doivent être mesurées avec un volt-mètre à haute impédance pendant la réception d'un signal de programme FM (avec une force de signal de 60 dB à la borne ANT). Les valeurs peuvent différer légèrement du fait des variations inhérentes aux appareils et aux instruments de mesure individuels. Les valeurs entre parenthèses doivent être mesurées pendant la réception d'un signal de programme AM avec une force de signal de 60 dB à la borne ANT).

Die angegebenen Gleichspannungswerte wurden mit einem hochohmigen Spannungsmesser bei Empfang eines UKW-Signals (mit einer Feldstärke von 60 dB am Antennenanschluß) gemessen. Dabei schwanken die Meßwerte aufgrund von Unterschieden zwischen einzelnen Instrumenten oder Geräten u.U. geringfügig. Die eingeklammerten Gleichspannungswerte wurden bei Empfang eines MW-Signals (mit einer Feldstärke von 60 dB am Antennenanschluß) gemessen.