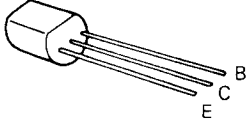
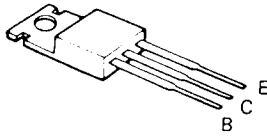


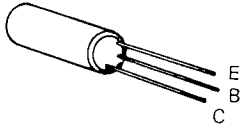
2SA564  
2SA721  
2SC536  
2SC828  
2SC1327



2SA699  
2SC1226

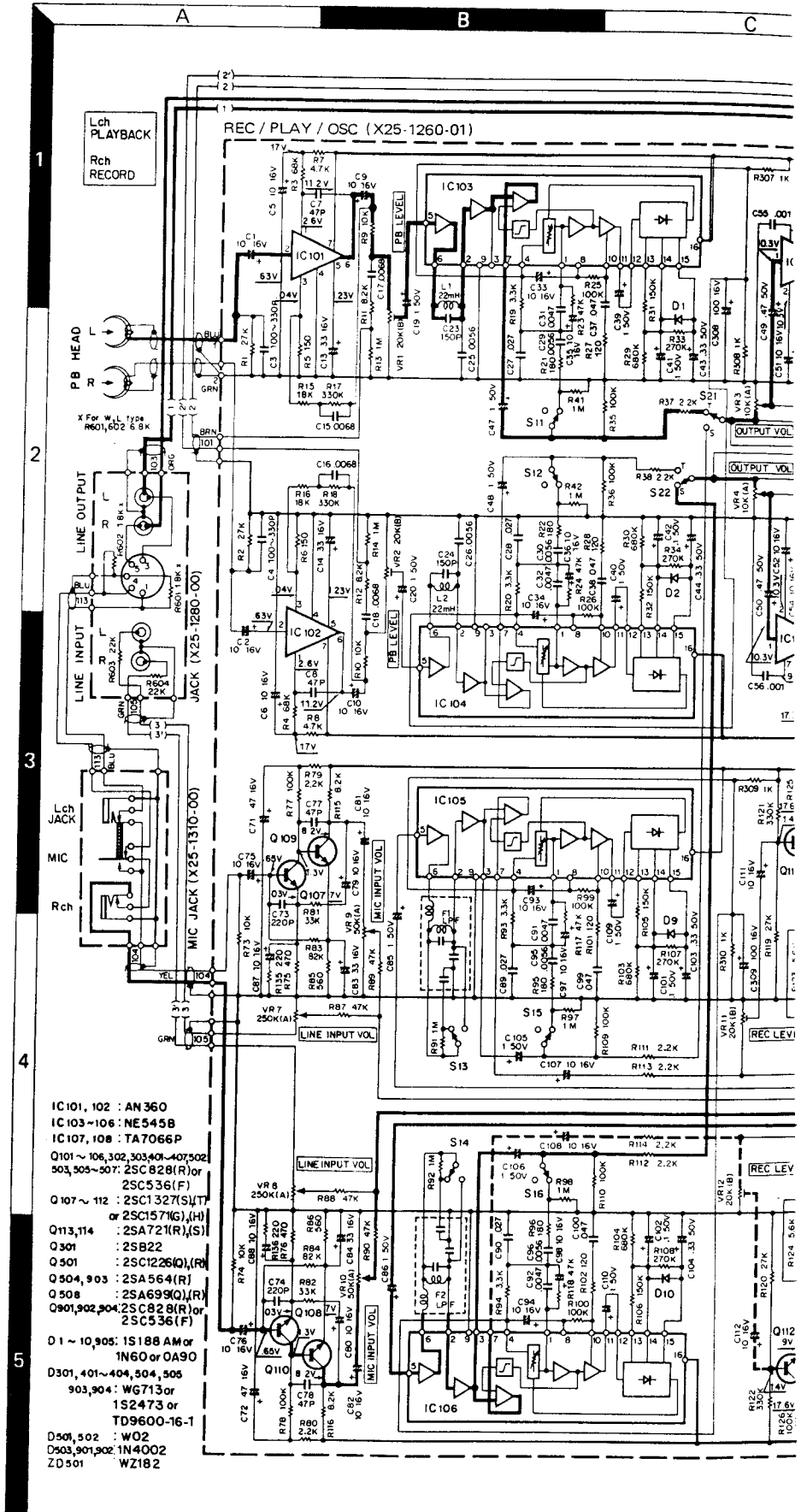


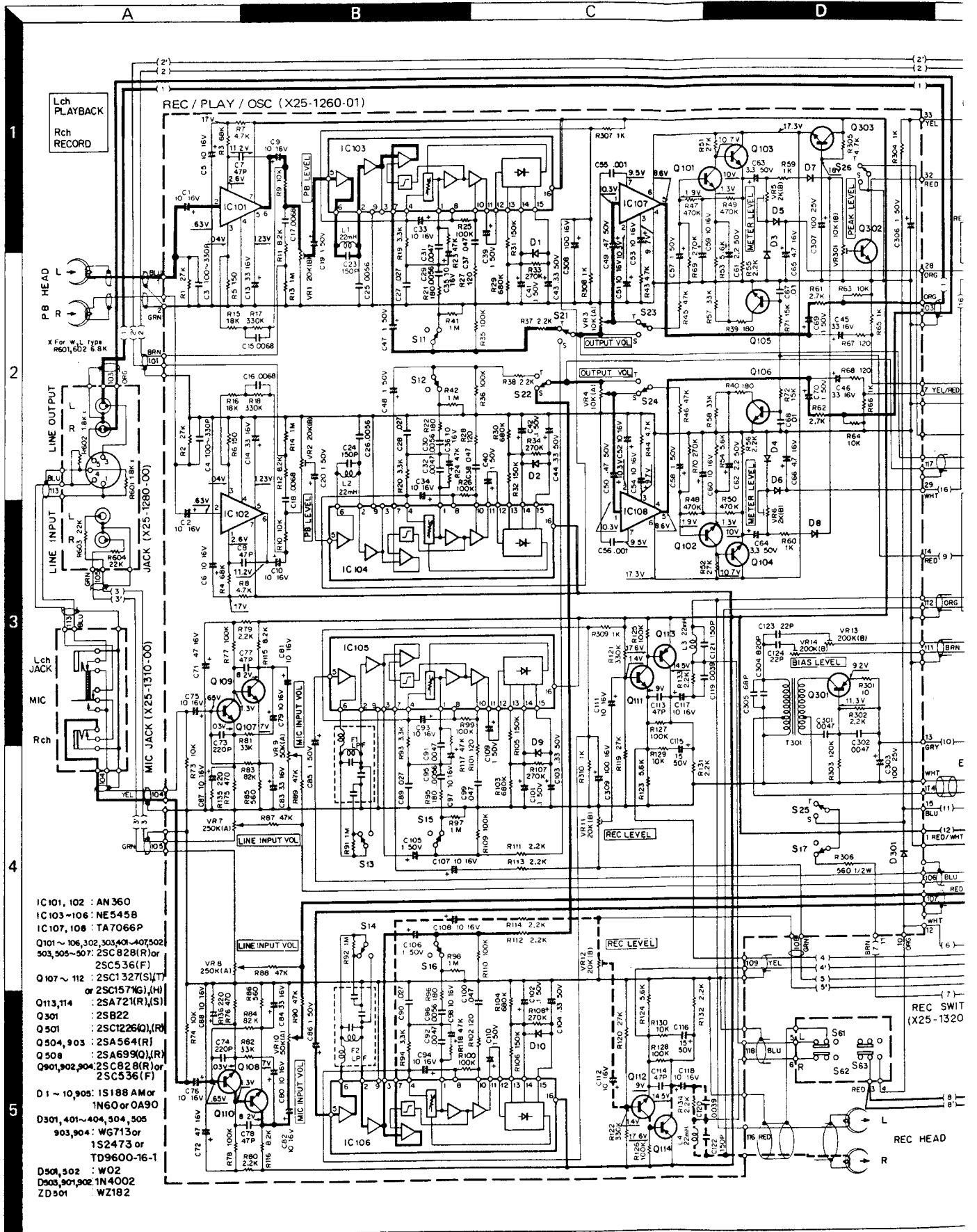
2SB22



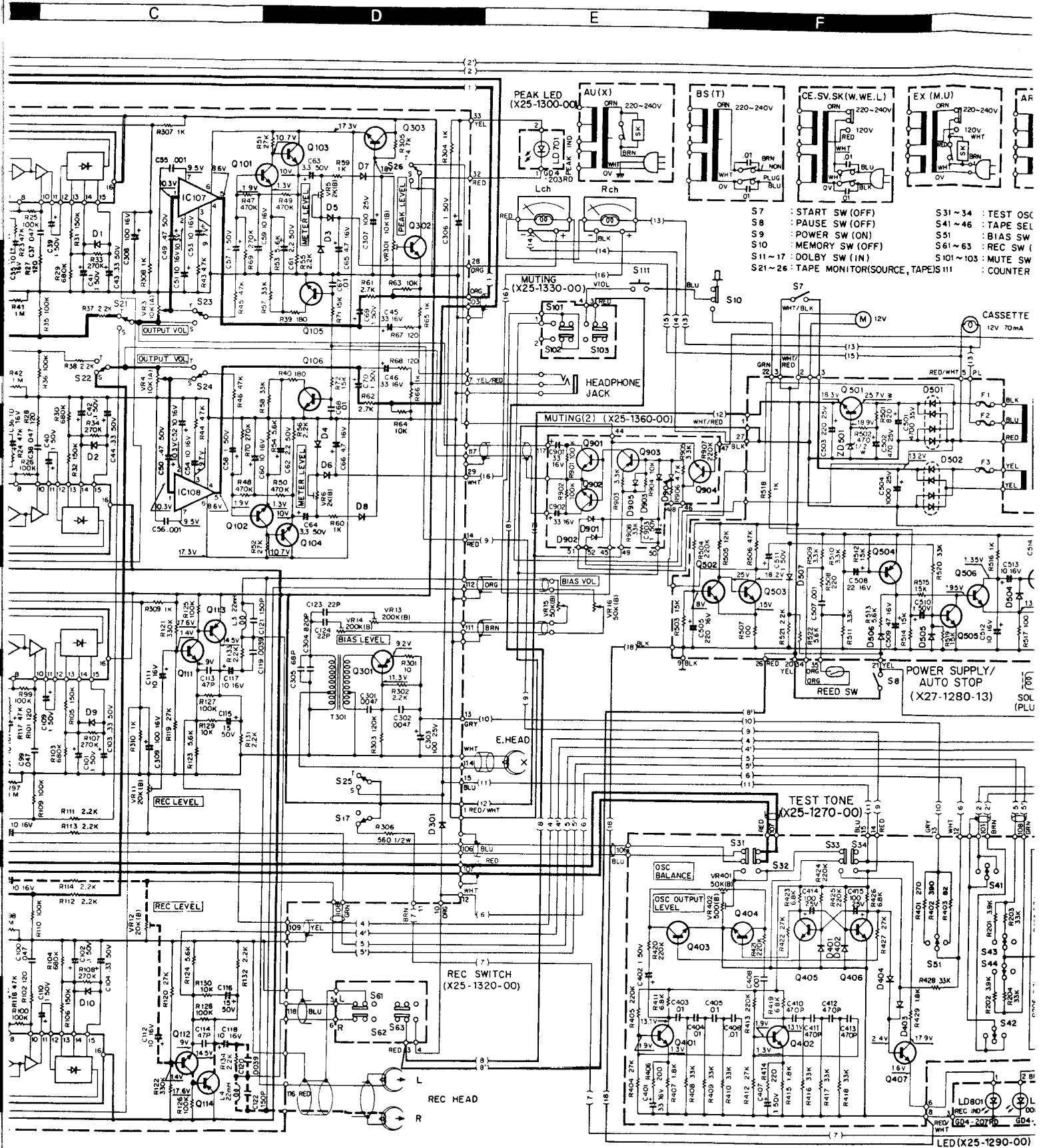
For Service Manuals Contact  
**MAURITRON TECHNICAL SERVICES**  
8 Cherry Tree Rd, Chinnor  
Oxon OX9 4QY  
Tel: 01844-351694 Fax: 01844-352554  
Email: enquiries@mauritron.co.uk

Semiconductor name	Substitutions
2SA564	2SA733
2SA699	2SB595, 2SB596
2SA721	2SA640, 2SA620WB
2SB22	-
2SC828	2SC536, 2SC945
2SC1226	2SC1013
2SC1327	2SC1000
AN360	-
NE545B	-
TA7060P	-





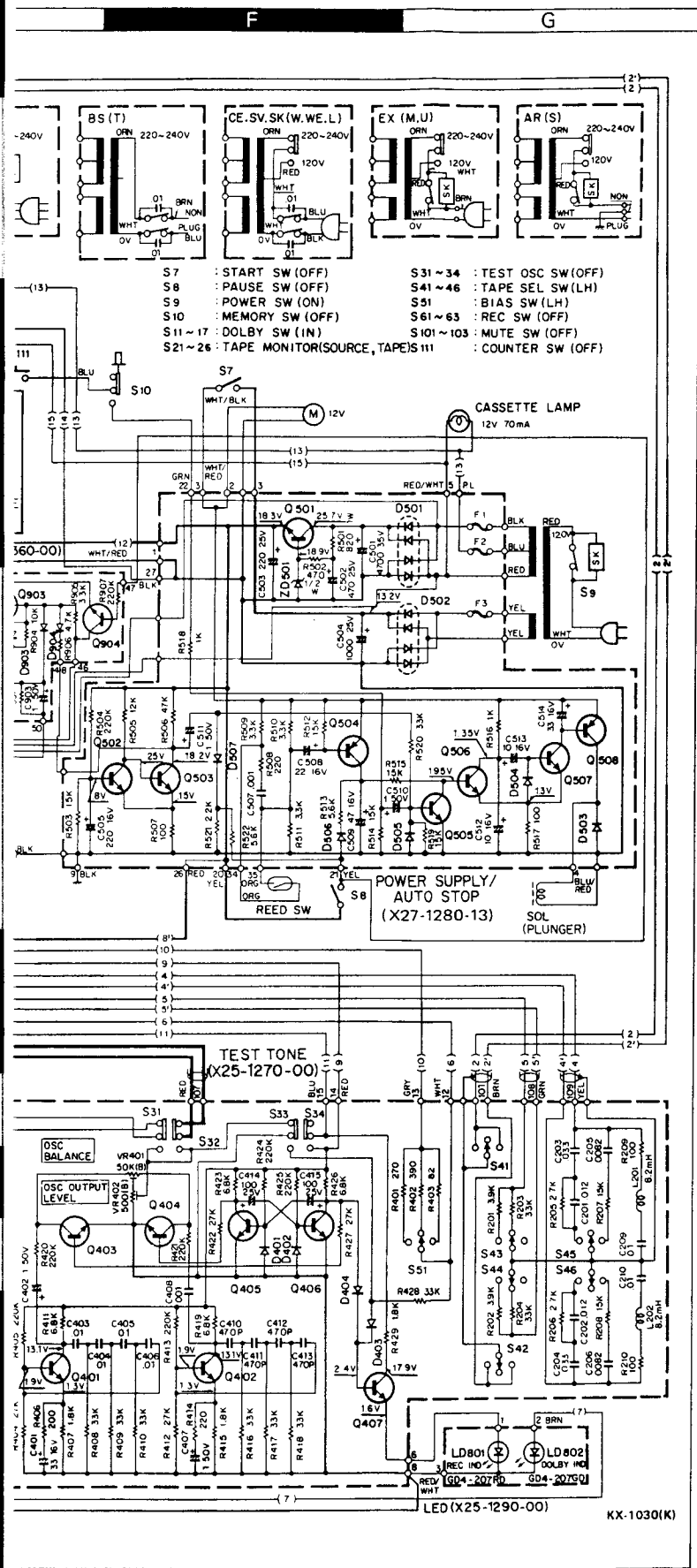

# STEREO CASSETTE DECK



- S7 : START SW (OFF)
- S8 : PAUSE SW (OFF)
- S9 : POWER SW (ON)
- S10 : MEMORY SW (OFF)
- S11~17 : DOLBY SW (IN)
- S21~26 : TAPE MONITOR(SOURCE, TAPES) III
- S31~34 : TEST OSC
- S41~46 : TAPE SEL
- S51 : BIAS SW
- S61~63 : REC SW (
- S101~103 : MUTE SW
- : COUNTER

For Service Manuals Contact  
**MAURITRON TECHNICAL SERVICES**  
 8 Cherry Tree Rd, Chinnor  
 Oxon OX9 4QY  
 Tel: 01844-351694 Fax: 01844-352554  
 Email: enquiries@mauritron.co.uk

# (KX-1003) KX-1030 <sup>1</sup>



- |                             |   |
|-----------------------------|---|
| Type                        | Front Loading Stereo Cassette Deck with Dolby System  |
| Track System                | 4-Track, 2-Channel Stereo/Mono Recording/Playback   |
| Recording System            | AC Bias System (Bias Frequency: 85 kHz)   |
| Erasing System              | AC System   |
| Tape Speeds                 | 4.76 cm/sec (1-7/8 ips)   |
| Heads                       | Three Ferrite Heads Type<br>Recording and Playback Combination Head x 1<br>Erasing Head x 1   |
| Motor                       | Electrically-Controlled DC Motor  |
| Fast Winding Time           | Approx. 80 seconds with C-60 tape   |
| Frequency Response          | Normal Tape: 25 Hz to 17,000 Hz (35 Hz to 15,000 Hz ± 3 dB)<br>CrO <sub>2</sub> Tape: 25 Hz to 20,000 Hz (35 Hz to 18,000 Hz ± 3 dB)<br>Ferri-CrO <sub>2</sub> Tape: 25 Hz to 19,000 Hz (35 Hz to 17,000 Hz ± 3 dB)   |
| Signal to Noise Ratio       | Dolby ON (Over 5 kHz): 65 dB (Normal Tape), 67 dB (CrO <sub>2</sub> )<br>Dolby OFF: 55 dB (Normal Tape), 57 dB (CrO <sub>2</sub> )  |
| Harmonic Distortion         | Less than 1.3% (at 1 kHz, 0VU with Normal Tape)   |
| Wow and Flutter             | 0.06% (WRMS)  |
| Input Sensitivity/Impedance | Line x 2: 77.5 mV/56k ohms<br>0.1 mV/10k ohms. Europe and Scandinavia model<br>DIN x 1: 10.9 mV/1.5k ohms. Other Countries model  |
| Output Level/Load Impedance | Microphones x 2: 0.19 mV/10k ohms<br>Line x 2: 775 mV (0VU)/2.0k ohms<br>DIN x 1: 775 mV (0VU)/2.0k ohms<br>Headphones/1: 48.9 mV/8 ohms to 16 ohms   |
| Build in Features           | Three Ferrite Heads Type<br>Dolby Noise Reduction System with Indicator<br>Three Position Bias Selector (Normal-Chrome-Reserve)<br>Three Position Equalization Selector (Normal-Chrome-Reserve)<br>Fine Bias Adjustment Controls with Oscillator<br>Full Auto Shut-Off Mechanism in All Modes<br>Mic/Line Mixing<br>Memory Rewind<br>LED Peak and Recording Indicator<br>Tape Monitor<br>Three Digit Tape Counter<br>Two Large Size Illuminated VU Meters<br>Two Microphone Jacks, Headphone Jack<br>DIN Rec/P.B. Connector |
| Power Requirements          | AC 120V, 60 Hz: USA and Canada Model<br>AC 220V, 50 Hz: Australia Model<br>AC 240V, 50 Hz: U.K. Model<br>AC 120V/220V (Switchable), 50/60 Hz: Other Countries   |
| Power Consumption           | 13.0 watts  |
| Dimensions                  | W: 430 mm/16-15/16"<br>H: 167 mm/6-9/16"<br>D: 332 mm/13-1/16"  |
| Weight                      | 7.5 kg, 16.5 lbs  |
| Supplied Accessories        | Stereo Connection Cord x 2<br>Head Cleaning Kit x 1   |
| Reference Tape*             | Normal: TDK SD C-90<br>Chrome: TDK SA C-60<br>Reserve: SONY DUAD C-60   |

15649

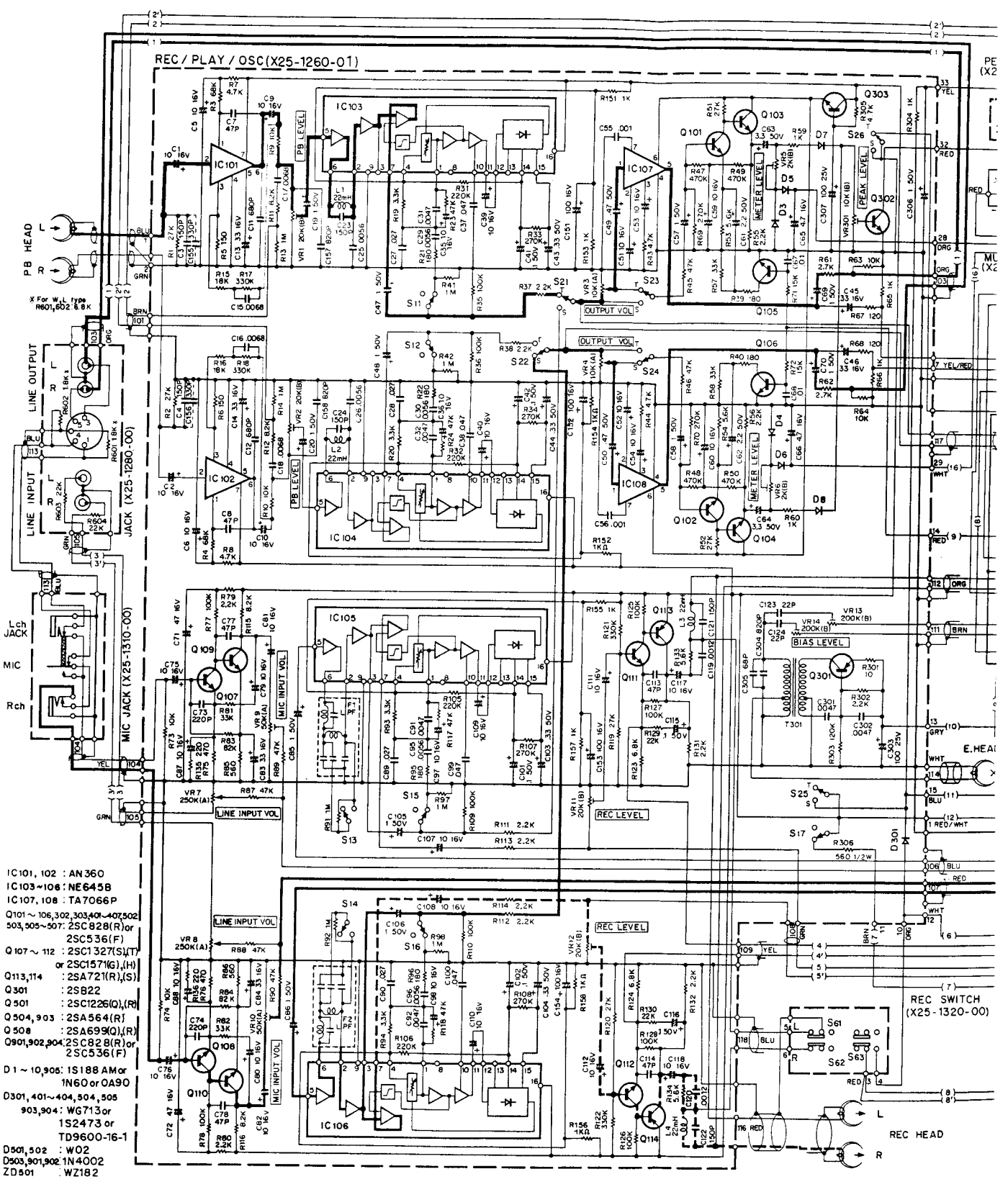
TRIO follows a policy of continuous advancements in development. For this reason specifications may be changed without notice.

NOTE: \*Dolby is trademark of Dolby Laboratories, Inc.

For Service Manuals Contact  
**MAURITRON TECHNICAL SERVICES**  
 8 Cherry Tree Rd, Chinnor  
 Oxon OX9 4QY  
 Tel: 01844-351694 Fax: 01844-352554  
 Email: enquires@mauritron.co.uk

Mean Modifications

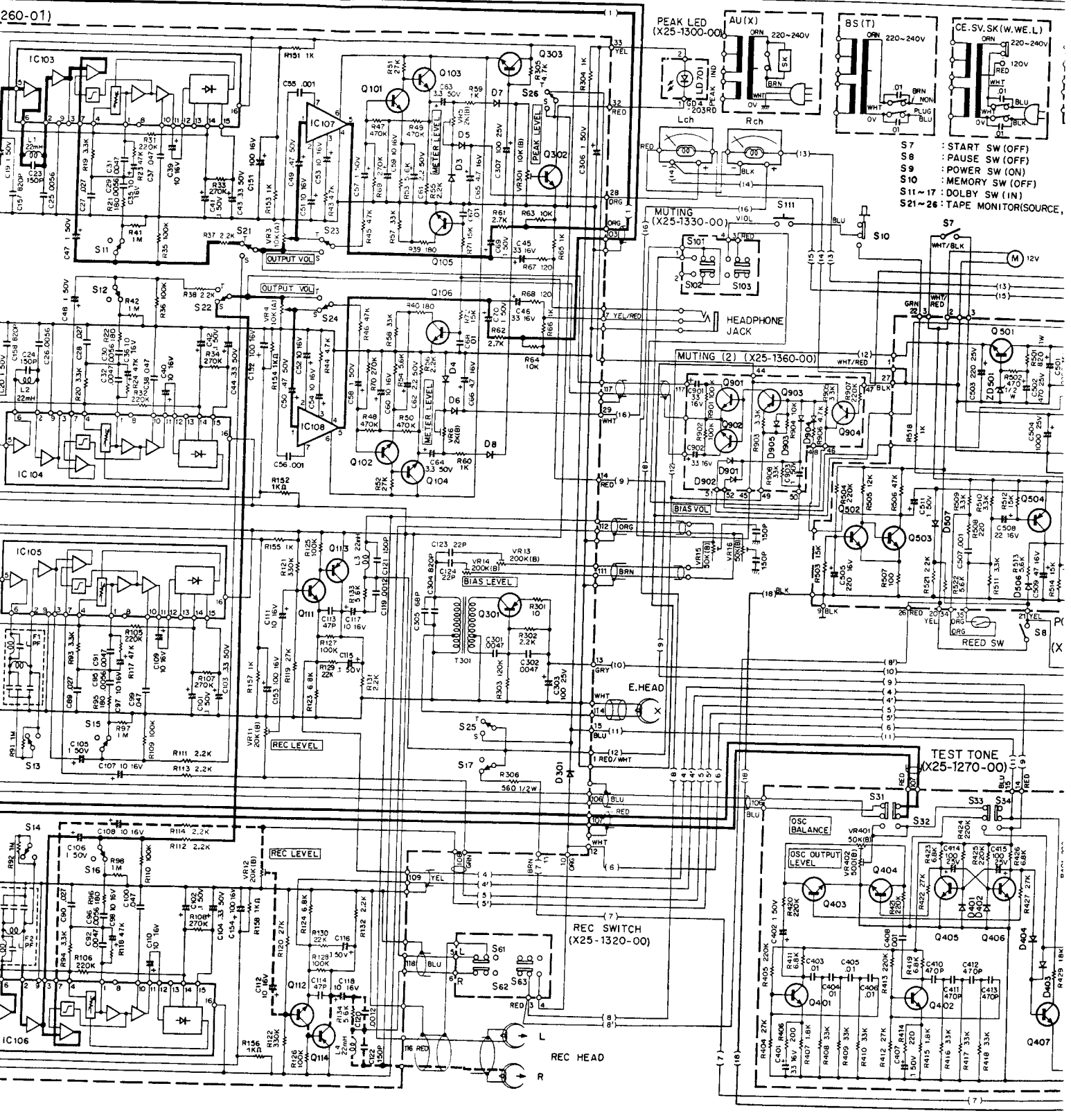
A B C D



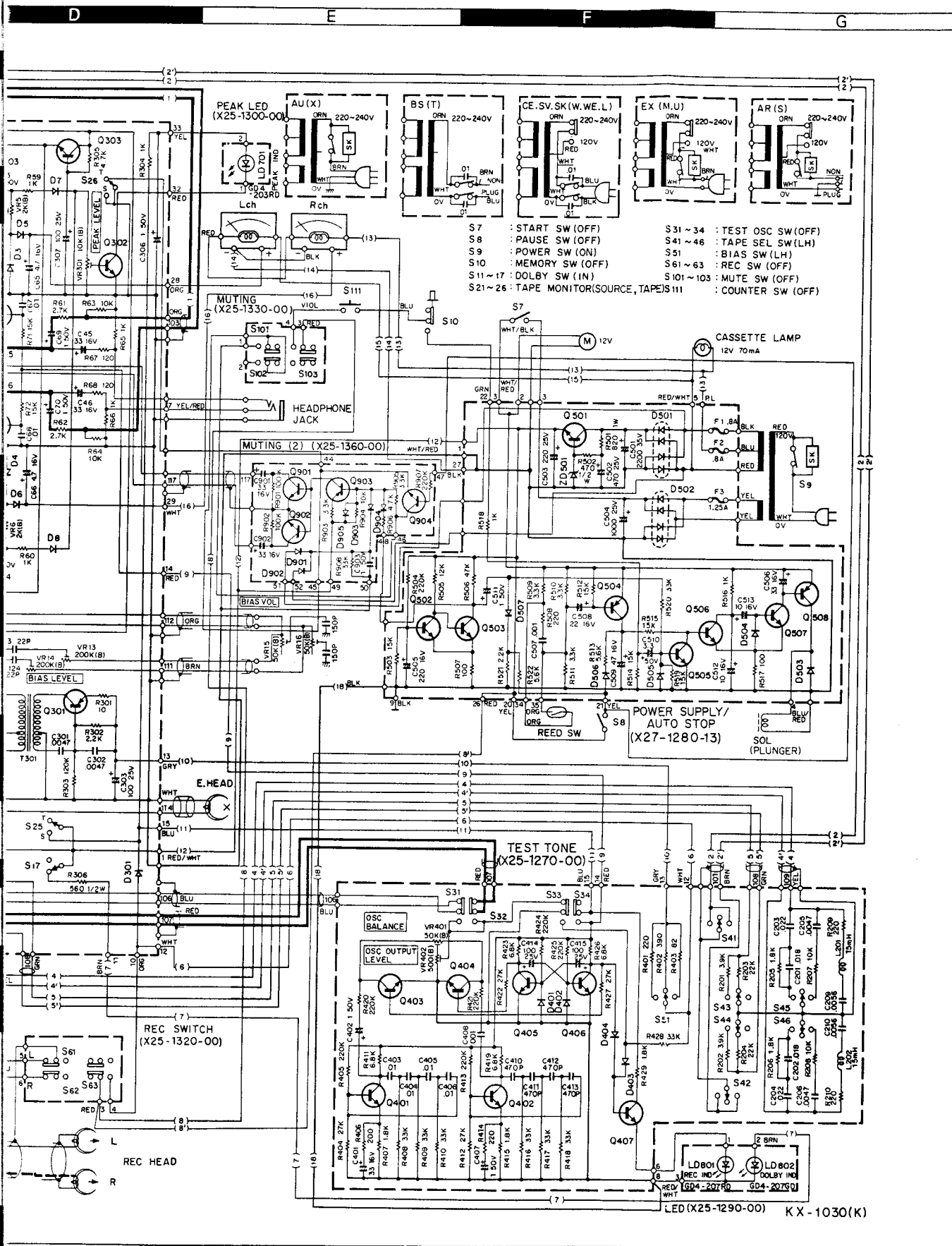
- IC101, 102 : AN360
- IC103-106 : NE645B
- IC107, 108 : TA7066P
- Q101 ~ 106, 302, 303, 401 ~ 407, 502
- 503, 505 ~ 507 : 2SC828(R) or 2SC536(F)
- Q107 ~ 112 : 2SC1327(S)(T) or 2SC157(G), (H)
- Q113, 114 : 2SA721(R), (S)
- Q301 : 2SB22
- Q501 : 2SC1226(Q), (R)
- Q504, 903 : 2SA564(R)
- Q508 : 2SA699(Q), (R)
- Q901, 902, 904 : 2SC828(R) or 2SC536(F)
- D1 ~ 10, 908 : 1S188 AM or 1N60 or OA90
- D301, 401 ~ 404, 504, 505
- 903, 904 : WG713 or 1S2473 or TD9600-16-1
- D501, 502 : W02
- D503, 901, 902 : 1N4002
- ZD501 : WZ182

NOTE: We reserve the right to make modifications in this model in accordance with technical developments.

B C D E F

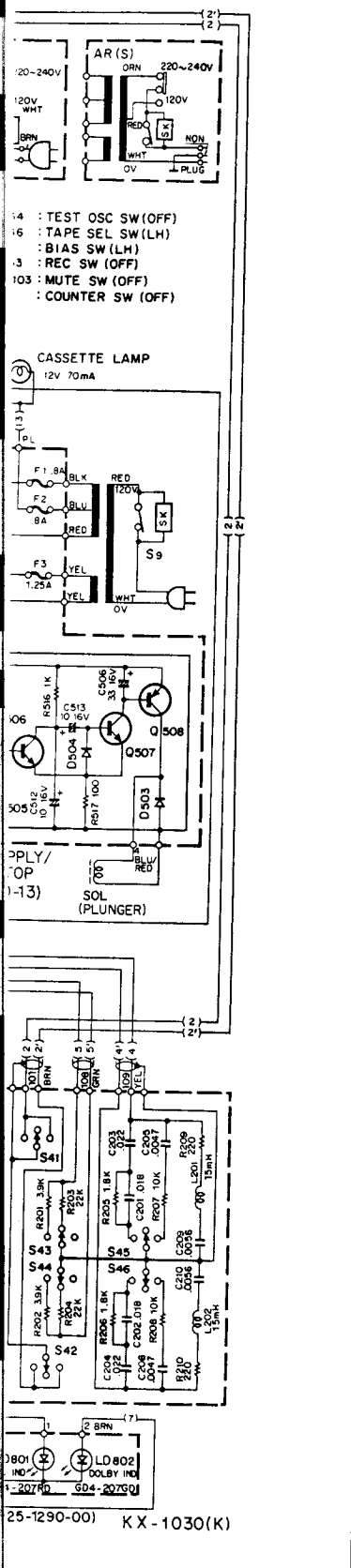


ifications in this model in accordance with technical developments.



ical developments.

G



For Service Manuals Contact  
**MAURITRON TECHNICAL SERVICES**  
 8 Cherry Tree Rd, Chinnor  
 Oxon OX9 4QY  
 Tel: 01844-351694 Fax: 01844-352554  
 Email: enquiries@maurtron.co.uk



Fig. No.	Parts No.	Description	Remarks
106	D16-0207-08	Square belt	☆ 8B
107	B09-0008-18	Reel cap	8A
108	N19-0249-08	Polyethylene slider washer φ1.6 × φ6 × 0.25	8A
109	D14-0205-08	Idler ass'y	☆ 8B
110	D14-0056-08	Idler "B" ass'y (REW idler)	8B
111	G01-0303-08	Idler "B" lever spring	8B
112	D19-0203-08	Pause slide holding plate	8B
113	D10-0479-08	Lever (2) ass'y for removing pause lock	☆ 8B
114	G01-0300-08	Pause lock plate spring	8B
115	D12-0205-08	Pause lock plate	☆ 8B
116	D10-0476-08	Plate ass'y for unattended recording operation	8B
117	D10-0496-08	Tension arm ass'y "B"	☆ 8B
118	G09-0203-08	Drive roller spring	8B
119	G01-0307-08	REW lever spring "B"	8B
120	G01-0302-08	FR lever spring "D"	8B
121	D10-0201-08	REW lever "B"	8B
122	D10-0480-08	Muting lever ass'y	☆ 8B
123	D10-0483-08	FF lever	☆ 8B
124	A10-1015-08	Mechanism chassis ass'y	☆ 8A
125	G01-0639-08	Eject safty claw	☆ 7A
126	D21-0625-08	Cassette helf holding lever shaft	☆ 8A
127	J21-2239-08	Mechanism holder "L" ass'y	☆ 8A
128	G09-0211-08	Cassette lock plate spring	☆ 8A
129	D12-0206-08	Cassette lock plate	☆ 8A
130	N09-0582-08	Screw with steps M3 × 5	☆ 8A
131	D19-0204-08	REC safety claw	☆ 8A
132	G09-0210-08	REC safety claw spring	☆ 8A
133	D10-0485-08	Cassette half holding lever	☆ 8A
134	G09-0209-08	Cassette half spring	☆ 8A
135	J31-0412-08	Faucet for mounting frame	☆ 8A
136	J31-0301-08	Felt faucet ass'y	☆ 8A
137	N09-0808-08	Flat head screw M1.6 × 4	☆ 8A
138	A13-0506-08	Angle for mounting mechanism	☆ 8A
139	D10-0482-08	Arm ass'y for preventing eject operation	☆ 8A
140	D10-0198-08	Brake lever	8A
141	G03-0011-08	Brake lever spring	8A
142	D03-0007-18	Reel base ass'y	☆ 8A
143	G01-0635-18	Back tension spring	☆ 8A
144	N19-0515-08	Washer φ6.2 × φ9.5 × 0.15	☆ 8A
145	B11-0303-08	Prism plate	☆ 9A
146	G09-0208-18	Erase head plate spring	☆ 8.9A
147	J21-2237-18	Erase head plate ass'y	☆ 9A
148	T32-0004-08	Erase head	9A
149	T34-0005-05	REC/PLAY head	☆ 9A
150	A11-0316-08	Head base ass'y	☆ 8A
151	G01-0629-08	Adjusting head spring	☆ 8A
152	G01-0630-08	Fixing head spring	☆ 9A
153	G01-0305-18	Pinch roller spring	9A
154	D10-0467-18	Pinch roller arm ass'y	☆ 9A
155	G01-0634-08	Head base shaft spring	9A
156	D39-0043-08	Head base shaft	9A
157	G10-0631-08	Head base spring	☆ 9A
158	N09-0205-08	Screw with toothed washer M2 × 5	9A

Fig. No.	Parts No.	Description	Remarks
159	N19-1020-46	Toothed washer	9A
160	G02-0065-08	Head base holding spring	9A
161	N09-0583-08	Hexagonal screw M2.6	☆ 9A
162	F01-0608-08	Head protector	☆ 9A
163	A29-0301-08	Cassette plate	☆ 9A
164	G09-0207-08	REC switch operation wire	☆ 9A
165	G01-0672-08	Brake operation lever spring (1)	☆ 9A
166	K29-0629-08	Pushbutton block ass'y	☆ 9A
167	D21-0623-08	Pushbutton shaft	☆ 9A
168	D10-0474-08	Pushbutton operation plate ass'y	☆ 9A
169	G01-0645-08	Pushbutton operation plate spring	☆ 9A
170	D10-0473-08	STOP pushbutton lever ass'y	☆ 9B
171	G09-0206-08	STOP pushbutton spring	☆ 9B
172	G09-0205-08	Pushbutton spring	☆ 9A
173	D10-0470-08	Pushbutton lever "A"	☆ 9A
174	D10-0471-08	Pushbutton lever "B"	☆ 9A
175	D10-0472-08	REC pushbutton lever	☆ 9A
176	K29-0630-08	Operational pushbutton	☆ 9A
177	D10-0475-08	Eject lever holder ass'y	☆ 9B
178	D10-0481-18	Housing arm ass'y "L"	☆ 9A
179	D10-0497-18	Housing arm ass'y "R"	☆ 9B
180	D10-0486-08	Housing arm interlock plate	☆ 9B
181	J21-2238-08	Mechanism holder "R" ass'y	☆ 8B
182	S59-1043-08	Reed switch	8B
183	D14-0206-08	Counter idler	☆ 9B
184	D16-0208-08	Counter belt	☆ 9B
185	B35-0203-08	Tape counter	☆ 9B
186	G01-0636-08	Muting lever spring	☆ 9B
187	X25-1330-00	MUTING SWITCH PC board ass'y	☆ 9B
188	A15-0303-08	Frame for switch	9B
189	X25-1320-00	REC SWITCH PC board ass'y	☆ 9B
190	J21-2262-08	Wire holder	☆ 9B
191	G01-0637-08	Housing arm spring	☆ 9B
192	F14-0106-08	Lamp tube	8B
193	B30-0507-08	Pilot lamp 12V 60 mA	☆ 8B
194	G02-0311-08	Head base holding screw "B"	9A
195	N09-0813-08	Screw with toothed washer	9A

Fig. No.	Parts No.
M2 × 8	N30-2008-46
M3 × 8	N30-3008-46
M3 × 4 (Bi-Tap)	N89-3004-46
M3 × 6 (Bi-Tap)	N89-3006-46
M2.6 × 4 (SEMUS)	N09-0199-08
M2.6 × 6 (SEMUS)	N09-0202-08
M2.6 × 7 (SEMUS)	N09-0200-08
M2.6 × 8 (SEMUS)	N09-0203-08
M2.6 × 15 (SEMUS)	N09-0201-08
M2 × 3 (F)	N32-2003-46
M3 × 5 (B)	N35-3005-46
M3 × 14 (B)	N35-3014-46
M2.6	N10-2026-46
M3	N10-2030-46
φ1.5 (ER)	N24-3015-60
φ2 (ER)	N24-3020-60
φ2.5 (ER)	N24-3025-60
φ3 (ER)	N24-3030-60
φ4 (ER)	N24-3040-60

A

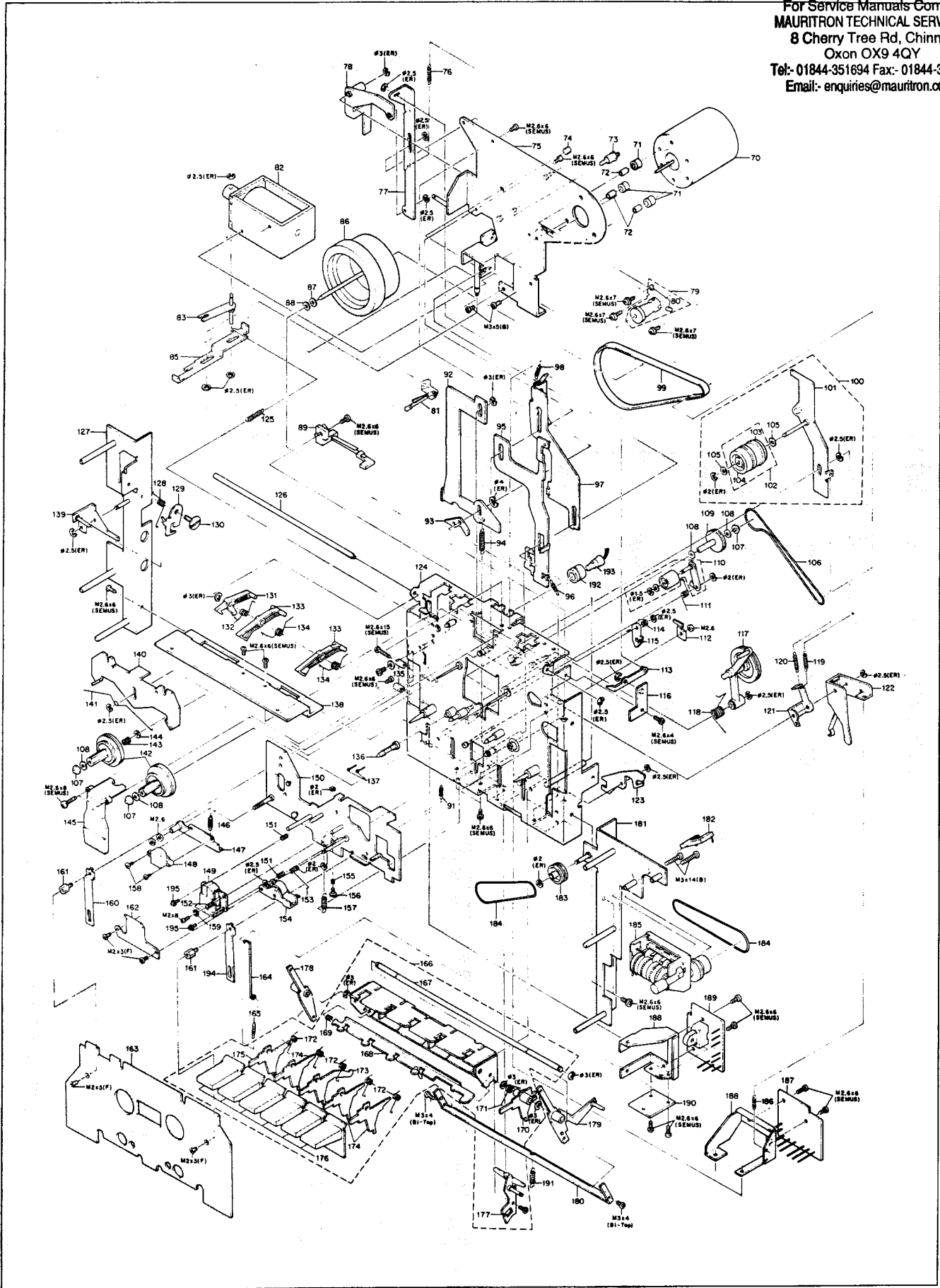
B

For Service Manuals Contact  
**MAURITRON TECHNICAL SERVICES**  
 8 Cherry Tree Rd, Chinnor  
 Oxon OX9 4QY  
 Tel: 01844-351694 Fax: 01844-352554  
 Email: enquiries@mauriton.co.uk

7

8

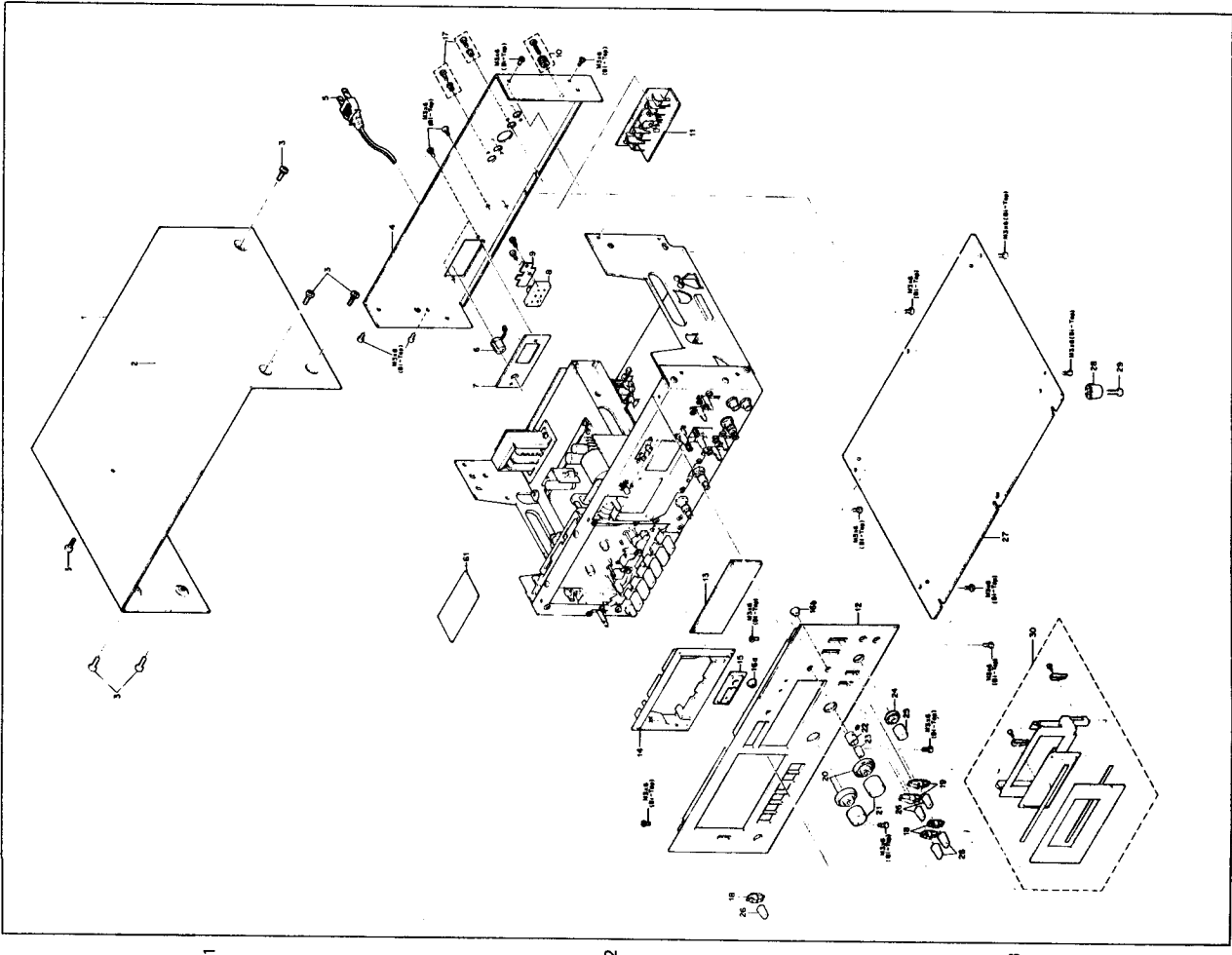
9



● : Refer to Destinations' Parts List  
 ☆ : New parts

Fig. No.	Parts No.	Description	Remarks
1	A01-0603-08	Case	☆ 1B
2	B42-1334-08	Adjustment sheet	☆ 1B
3	N09-0233-08	Binding head tap tight screw M4×8	1A,B
4	A23-1207-08	Rear panel	☆ 2B
5	●	Power cord	1B
6	●	Power cord bushing	2B
7	●	Power cord clamp holder A	☆ 2B
8	●	Slide switch	2B
9	●	Switch stopper holder	2B
10	N08-0128-25	GND terminal	2B
11	●	JACK PC board ass'y	☆ 2B
12	●	Panel ass'y (includes the parts of 13,14,15,16,18 and 19)	☆ 3A
13	B10-0501-08	Meter front glass	☆ 2A
14	B07-0511-08	Escutcheon for mechanism chassis ass'y	☆ 2A
15	B07-0510-08	Escutcheon for tape counter	☆ 3A
16a	B07-0508-08	Switch sleeve A	☆ 2A
16b	B07-0509-08	Switch sleeve B	☆ 3A
17	N29-0202-08	Nylon rivet φ3.5 × 5.5	2B
18	B07-0205-04	Escutcheon (small)	☆ 3A
19	B07-0206-04	Escutcheon (big)	☆ 3A
20	K23-0614-08	Knob (lever switch, outside)	☆ 3A
21	K23-0606-08	Knob (lever switch, inside)	☆ 3A
22	K23-0618-08	Knob (BIAS VR, outside)	☆ 3A
23	K23-0616-08	Knob (BIAS VR, inside)	☆ 3A
24	K23-0620-08	Knob (OUTPUT VR, outside)	☆ 3A
25	K23-0608-08	Knob (OUTPUT VR, inside)	☆ 3A
26	K27-0051-04	Knob (lever switch)	☆ 3A
27	A40-0518-08	Bottom plate	☆ 3A
28	J02-0308-08	Leg	☆ 3B
29	N09-0571-08	Binding head tap tight screw	3B
30	●	Cassette lid	☆ 3A
31	—	—	—
32	F31-0403-08	Power transformer holder	4A
33	●	Power transformer	☆ 4A
34	F20-0404-08	Insulation plate	☆ 4A
35	●	POWER SUPPLY/AUTO STOP PC board ass'y	☆ 4B
36	F10-1009-08	Shielding plate for power transformer	☆ 4A
37	J42-0308-08	Bushing	4B
38	J21-2243-08	Top plate	☆ 5B
39	J19-0468-08	Lead holder	5B
40	J21-2241-08	Side plate	☆ 5A,5B
41	F20-0403-08	Shielding plate for motor	☆ 5B
42	J21-2242-08	Middle plate	☆ 5B
43	—	—	—
44	F20-0402-08	Insulating sheet for power switch	☆ 5B
45	B31-0501-05	VU meter	☆ 5A
46	J21-2244-08	VU meter holder	☆ 5A
47	X25-1300-00	PEAK LED PC board ass'y	☆ 5A
48	X25-1270-00	TEST TONE PC board ass'y	☆ 6B
49	●	Power switch	☆ 5A
50	E11-0304-08	Headphone jack	6A
51	S40-2304-08	Pushbutton switch for memory rewind operation	☆ 6A
52	X25-1290-00	LED PC board ass'y	☆ 6A

Fig. No.	Parts No.	Description	Remarks
53	R21-4302-08	Variable resistor 50kΩ(B) × 2 VR15, 16	☆ 6A
54	X25-1310-00	MIC JACK PC board ass'y	☆ 6B
55	X25-1260-01	REC/PLAY/OSC PC board ass'y	☆ 6B
56	K23-0612-08	Knob (OSC)	☆ 6A
57	K23-0610-08	Knob (MEMORY REWIND)	☆ 6A
58	J21-2240-08	Back plate	☆ 6A
59	—	—	—
60	A21-0646-08	VU meter dress board	☆ 6A
61	X25-1360-00	MUTING (2) PC board ass'y	☆ 2A
62	—	—	—
63	—	—	—
64	—	—	—
65	—	—	—
66	—	—	—
67	—	—	—
68	—	—	—
69	—	—	—
70	T42-0104-08	Motor	7B
71	G13-0415-08	Rubber for motor	☆ 7B
72	J31-0128-08	Faucet for motor	7B
73	D21-0624-08	Stopping shaft	☆ 7B
74	N09-0208-18	Flywheel thrust adjusting screw	☆ 7B
75	J19-1224-08	Flywheel holder ass'y	☆ 7B
76	G01-0638-08	Spring for returning	☆ 7A
77	D10-0521-08	Link lever for removing pause lock	☆ 7A
78	D10-0477-08	Lever (1) ass'y for removing pause lock	☆ 7A
79	D15-0503-08	Motor pulley ass'y	☆ 7B
80	N70-2003-16	Set screw	7B
81	S46-1302-08	Leaf switch (PAUSE)	7A
82	T94-0055-08	Plunger	☆ 7A
83	D10-0478-08	Shut-off lever (2) ass'y	☆ 7A
84	—	—	—
85	D10-0484-08	Shut-off lever (1)	☆ 7A
86	D01-0303-08	Flywheel ass'y	☆ 7A
87	N19-0234-08	Washer φ2.5 × 0.25	7A
88	N19-0504-08	Polyethylene slider washer φ5 × φ2.5 × 0.25	7A
89	S46-1304-08	Leaf switch for motor	7A
90	—	—	—
91	G01-0294-08	Record prevention spring	☆ 8A
92	D10-0197-08	Brake operation lever	7A
93	D10-0199-08	Lock defeat plate	8A
94	G01-0632-08	Brake operation lever spring	☆ 8B
95	D10-0469-18	Pause operation lever ass'y	☆ 8B
96	G01-0633-08	Pause operation lever spring	☆ 8B
97	D10-0195-18	FF interlock lever ass'y	8B
98	G01-0297-08	FF interlock lever spring	7B
99	D16-0206-08	Flat belt	☆ 7B
100	D10-0468-08	FR lever block ass'y	☆ 7B
101	D10-0193-08	FR lever ass'y	7A
102	D14-0204-08	Idler "A" ass'y (FW idler)	☆ 8B
103	D14-0055-08	Idler "A1" ass'y	8B
104	D14-0203-08	Idler "A2" ass'y	8B
105	N19-0529-08	Washer φ2.5 × 0.1	8B



For Service Manuals Contact  
**MAURITRON TECHNICAL SERVICES**  
8 Cherry Tree Rd, Chinnor  
Oxon OX9 4QY  
Tel:- 01844-351694 Fax:- 01844-352554  
Email:- enquiries@mauritron.co.uk

