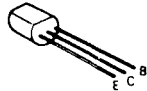


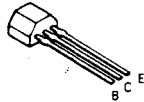
TO X26 WH2



- 2SC2878
- 2SC3246
- 2SC3940A
- 2SD1302



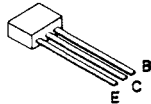
- DTA124ES
- DTA143TS
- DTC124ES
- DTC143TS
- UN4112
- UN4116
- 2SA1048
- 2SC2458



- 2SB1370
- 2SD2061



- UN4212
- UN4216
- UN4219
- 2SA1309A
- 2SC3311A



- : M5220P
- : NJM4565D-D
- : UPC1297CA
- : TC4066BP or XRU4066B
- : TC9164N
- : NJM4565L

. 22, 42

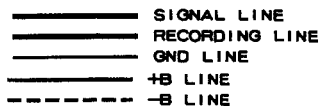
- 1-24 : 2SD1302(S, T)
- 1, : 2SC3311A(Q, R) or 2SC2458 (Y, GR)
- .02 : 2SK246(Y, GR)
- .03 : 2SA1309A(Q, R) or 2SA1048 (Y, GR)
- 103 : 2SC3940A(R, S)
- 110 : UN4212 or DTC124ES
- .06, 801, 802 : 2SC2878(B)

- 11-204, 501 : 1SS133 or HSS104
- 101-803
- 51 : RD6, 8ES(B2) or HZ56, 8N(B2)
- .02 : RD7, 5JS(B) or HZ57, 5S(B)
- .04 : 1SS199
- : KAM02

TO X26 CN601



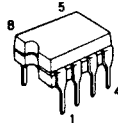
TO X26 CN602



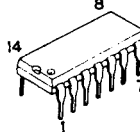
- 2SB1375
- 2SD2012



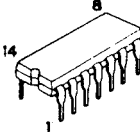
- NJM4565D-D



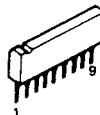
- XRU4066B



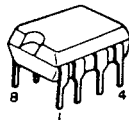
- TC4066BP



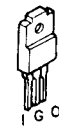
- BA6138




- M5220P



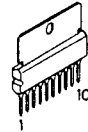
- BA17812T
- UPC7812AHF



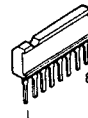
- 2SK246



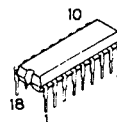
- BA6229



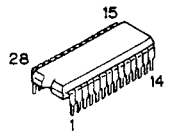
- BA10393N



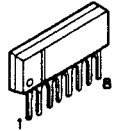
- UPC1297CA



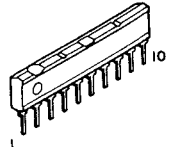
- TC9164N



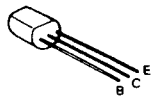
- NJM4565L



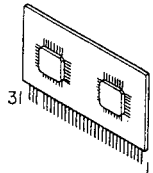
- BA6209N



- S-80740AL



- KAM02



DC voltages are as measured with a high impedance voltmeter with a cassette loaded at playback mode. Values may vary slightly due to variations between individual instruments or/and units. Bias circuit DC voltages are as measured while in the record mode.

Les tensions c.c. doivent être mesurées avec un voltmètre à haute impédance, une cassette étant insérée en mode de lecture. Les valeurs peuvent différer légèrement du fait des variations inhérentes aux appareils et aux instruments de mesure individuels. Les tensions c.c. du circuit de polarité doivent être mesurées, l'appareil étant en mode d'enregistrement.

Die angegebenen Gleichspannungswerte wurden bei eingesetzter Cassette in der Wiedergabe mit einem hochohmigen Spannungsmesser gemessen. Dabei schwanken die Meßwerte aufgrund von Unterschieden zwischen einzelnen Instrumenten oder Geräten u. U. geringfügig. Die angegebenen Gleichspannungswerte der Vormagnetisierungsschaltung wurden in der Aufnahme-Betriebsart gemessen.

CAUTION: For continued safety, replace safety critical components only with manufacturer's recommended parts (refer to parts list).  $\Delta$  indicates safety critical components. To reduce the risk of electric shock, leakage-current or resistance measurements shall be carried out (exposed parts are acceptably insulated from the supply circuit) before the appliance is returned to the customer.

Dolby noise reduction and HX Pro headroom extension manufactured under license from Dolby Laboratories Licensing Corporation. HX Pro originated by Bang & Olufsen. "DOLBY", the double-D symbol and "HX PRO" are trademarks of Dolby Laboratories Licensing Corporation.

1/3

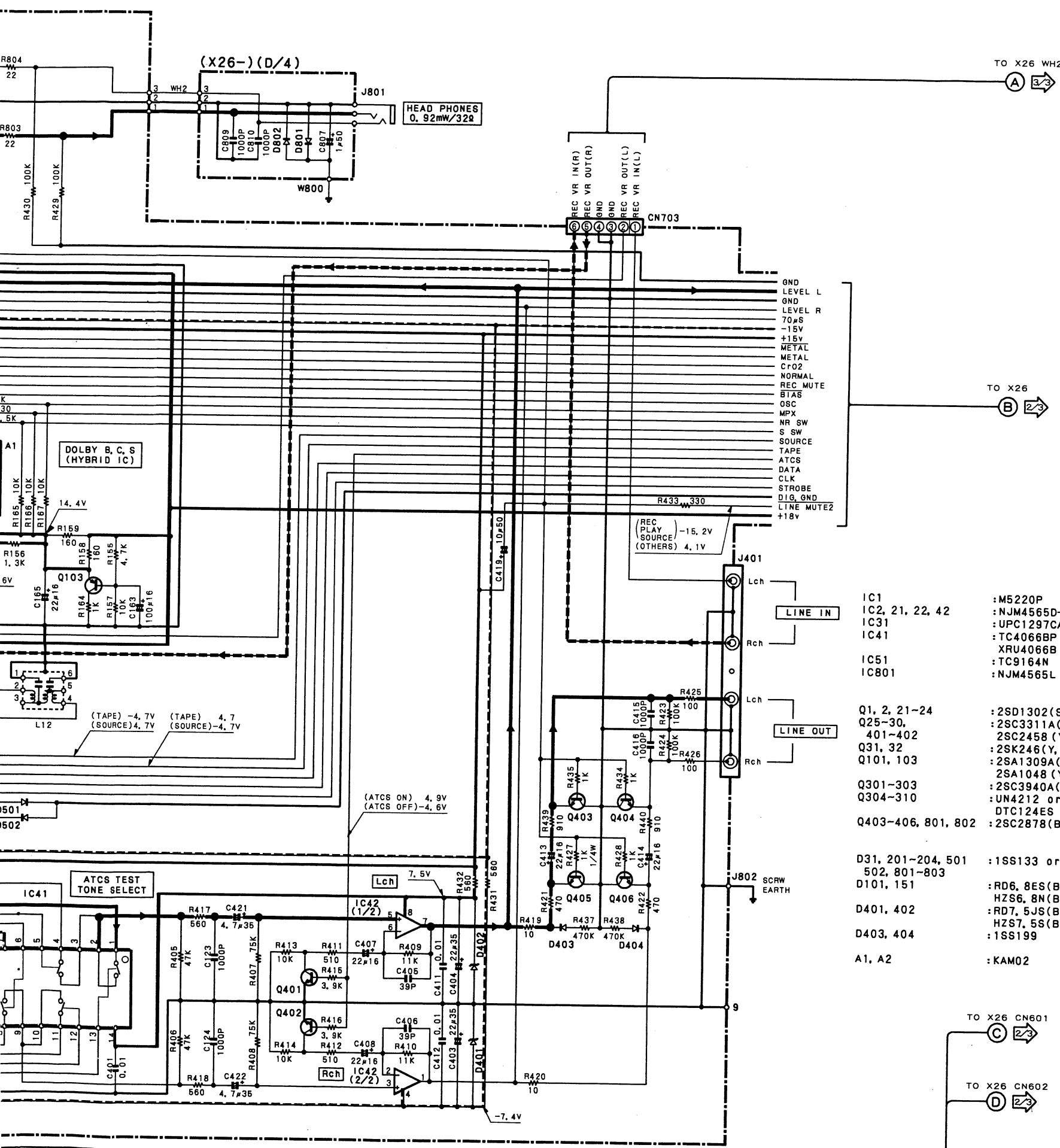
KX-7060S

KENWOOD

Y26-3842-70







- |          |            |            |          |
|----------|------------|------------|----------|
| 2SC2878  | 2SB1375    | BA17812T   | TC9164N  |
| 2SC3246  | 2SD2012    | UPC7812AHF |          |
| 2SC3940A |            |            |          |
| 2SD1302  |            |            |          |
| DTA124ES | NJM4565D-D | 2SK246     | NJM4565L |
| DTA143TS |            |            |          |
| DTC124ES | XRU4066B   |            |          |
| DTC143TS |            |            |          |
| UN4112   | TC4066BP   | BA6229     | BA6209N  |
| UN4116   |            |            |          |
| 2SA1048  | BA10393N   |            |          |
| 2SC2458  |            |            |          |
| 2SB1370  | BA6138     |            |          |
| 2SD2061  |            |            |          |
| UN4212   | M5220P     | UPC1297CA  | KAM02    |
| UN4216   |            |            |          |
| UN4219   |            |            |          |
| 2SA1309A |            |            |          |
| 2SC3311A |            |            |          |

- |                    |                        |
|--------------------|------------------------|
| IC1                | : M5220P               |
| IC2, 21, 22, 42    | : NJM4565D-D           |
| IC31               | : UPC1297CA            |
| IC41               | : TC4066BP or XRU4066B |
| IC51               | : TC9164N              |
| IC801              | : NJM4565L             |
| Q1, 2, 21-24       | : 2SD1302 (S, T)       |
| Q25-30,            | : 2SC3311A (Q, R) or   |
| 401-402            | : 2SC2458 (Y, GR)      |
| Q31, 32            | : 2SK246 (Y, GR)       |
| Q101, 103          | : 2SA1309A (Q, R) or   |
|                    | : 2SA1048 (Y, GR)      |
| Q301-303           | : 2SC3940A (R, S)      |
| Q304-310           | : UN4212 or            |
|                    | : DTC124ES             |
| Q403-406, 801, 802 | : 2SC2878 (B)          |
| D31, 201-204, 501  | : 1SS133 or HSS104     |
| 502, 801-803       |                        |
| D101, 151          | : RD6, 8ES (B2) or     |
|                    | : HZS6, 8N (B2)        |
| D401, 402          | : RD7, 5JS (B) or      |
|                    | : HZS7, 5S (B)         |
| D403, 404          | : 1SS199               |
| A1, A2             | : KAM02                |

DC voltages are as measured with a high impedance voltmeter with a cassette loaded at playback mode. Values may vary slightly due to variations between individual instruments or/and units. Bias circuit DC voltages are as measured while in the record mode.

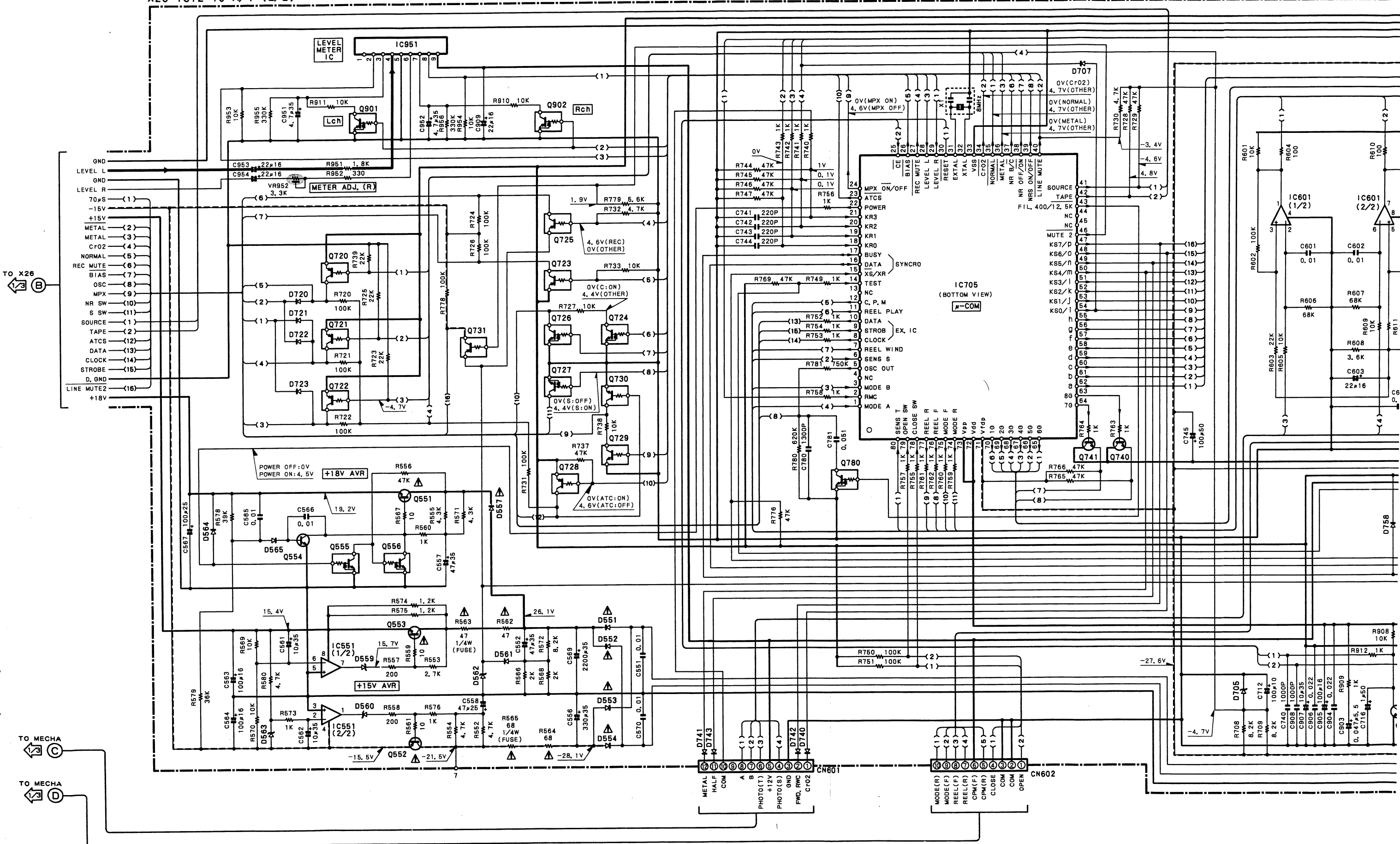
Les tensions c.c. doivent être mesurées avec un voltmètre à haute impédance, une cassette étant insérée en mode de lecture. Les valeurs peuvent différer légèrement du fait des variations inhérentes aux appareils et aux instruments de mesure individuels. Les tensions c.c. du circuit de polarité doivent être mesurées, l'appareil étant en mode d'enregistrement.

Die angegebenen Gleichspannungswerte wurden bei eingesetzter Cassette in der Wiedergabe mit einem hochohmigen Spannungsmesser gemessen. Dabei schwanken die Meßwerte aufgrund von Unterschieden zwischen einzelnen Instrumenten oder Geräten u. U. geringfügig. Die angegebenen Gleichspannungswerte der Vormagnetisierungsschaltung wurden in der Aufnahme-Betriebsart gemessen.

CAUTION: For continued safety, replace safety critical components only with manufacturer's recommended parts (refer to parts list).  $\Delta$  indicates safety critical components. To reduce the risk of electric shock, leakage-current or resistance measurements shall be carried out (exposed parts are acceptably insulated from the supply circuit) before the appliance is returned to the customer.

Dolby noise reduction and HX Pro headroom extension manufactured under license from Dolby Laboratories Licensing Corporation. HX Pro originated by Bang & Olufsen. "DOLBY", the double-D symbol and "HX PRO" are trademarks of Dolby Laboratories Licensing Corporation.


X26-1372-70 A/4 (2/2)



TO X26 (B)

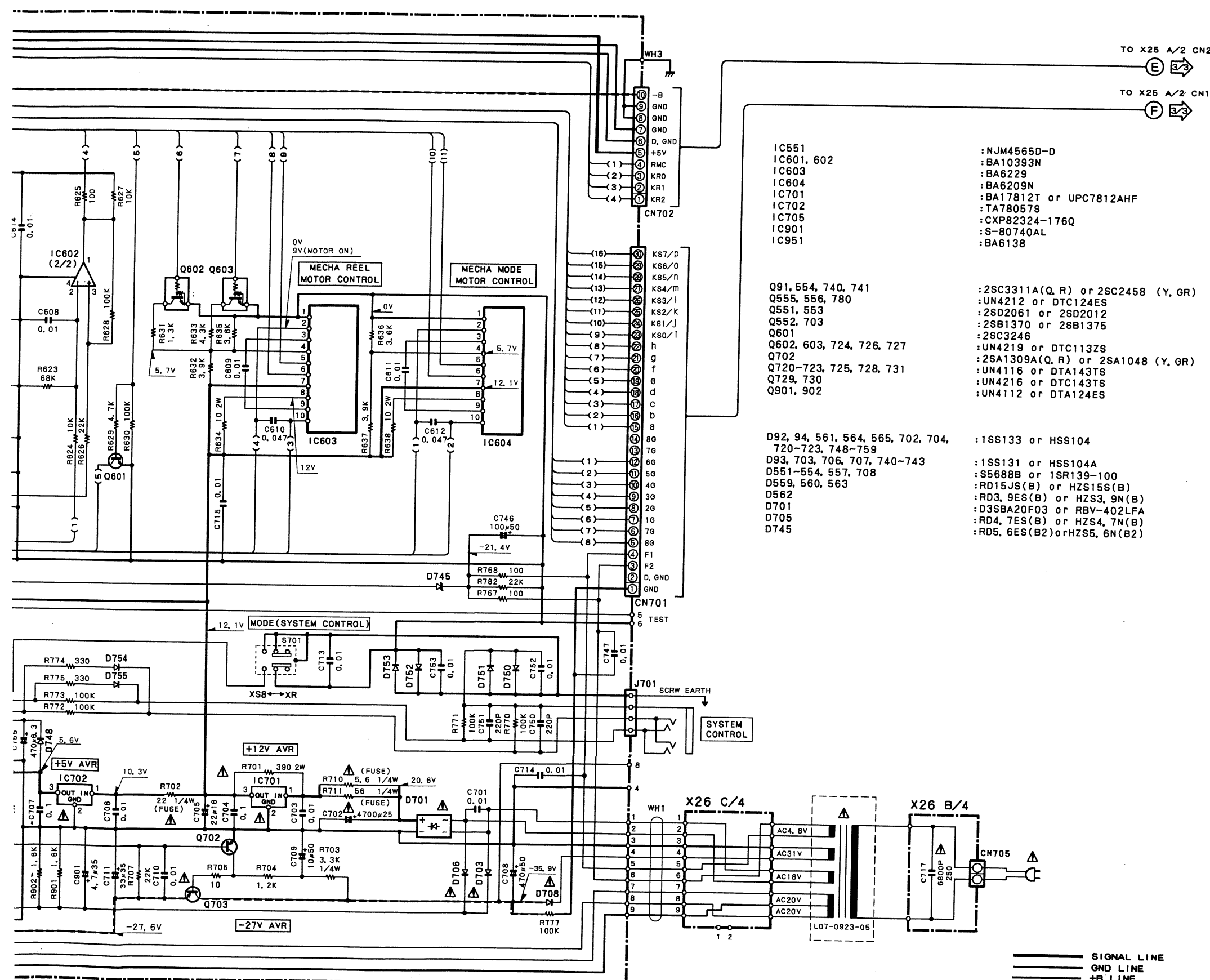
TO MECHA (C)

TO MECHA (D)

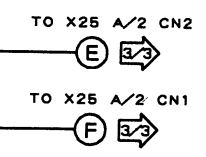








- |            |                          |
|------------|--------------------------|
| IC551      | : NJM4565D-D             |
| IC601, 602 | : BA10393N               |
| IC603      | : BA6229                 |
| IC604      | : BA6209N                |
| IC701      | : BA17812T or UPC7812AHF |
| IC702      | : TA78057S               |
| IC705      | : CXP82324-176Q          |
| IC901      | : S-80740AL              |
| IC951      | : BA6138                 |
- 
- |                          |                                     |
|--------------------------|-------------------------------------|
| Q91, 554, 740, 741       | : 2SC3311A(Q, R) or 2SC2458 (Y, GR) |
| Q555, 556, 780           | : UN4212 or DTC124ES                |
| Q551, 553                | : 2SD2061 or 2SD2012                |
| Q552, 703                | : 2SB1370 or 2SB1375                |
| Q601                     | : 2SC3246                           |
| Q602, 603, 724, 726, 727 | : UN4219 or DTC113ZS                |
| Q702                     | : 2SA1309A(Q, R) or 2SA1048 (Y, GR) |
| Q720-723, 725, 728, 731  | : UN4116 or DTA143TS                |
| Q729, 730                | : UN4216 or DTC143TS                |
| Q901, 902                | : UN4112 or DTA124ES                |
- 
- |  |                                |
|--|--------------------------------|
| D92, 94, 561, 564, 565, 702, 704, 720-723, 748-759 | : 1SS133 or HSS104             |
| D93, 703, 706, 707, 740-743                        | : 1SS131 or HSS104A            |
| D551-554, 557, 708                                 | : S5688B or 1SR139-100         |
| D559, 560, 563                                     | : RD15JS(B) or HZS15S(B)       |
| D562   | : RD3, 9ES(B) or HZS3, 9N(B)   |
| D701   | : D3SBA20F03 or RBV-402LFA     |
| D705   | : RD4, 7ES(B) or HZS4, 7N(B)   |
| D745   | : RD5, 6ES(B2) or HZS5, 6N(B2) |



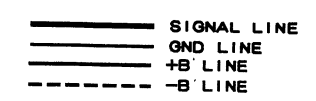
DC voltages are as measured with a high impedance voltmeter with a cassette loaded at playback mode. Values may vary slightly due to variations between individual instruments or/and units. Bias circuit DC voltages are as measured while in the record mode.

Les tensions c.c. doivent être mesurées avec un voltmètre à haute impédance, une cassette étant insérée en mode du lecture. Les valeurs peuvent différer légèrement du fait des variations inhérentes aux appareils et aux instruments de mesure individuels. Les tensions c.c. du circuit de polarité doivent être mesurées, l'appareil étant en mode d'enregistrement.

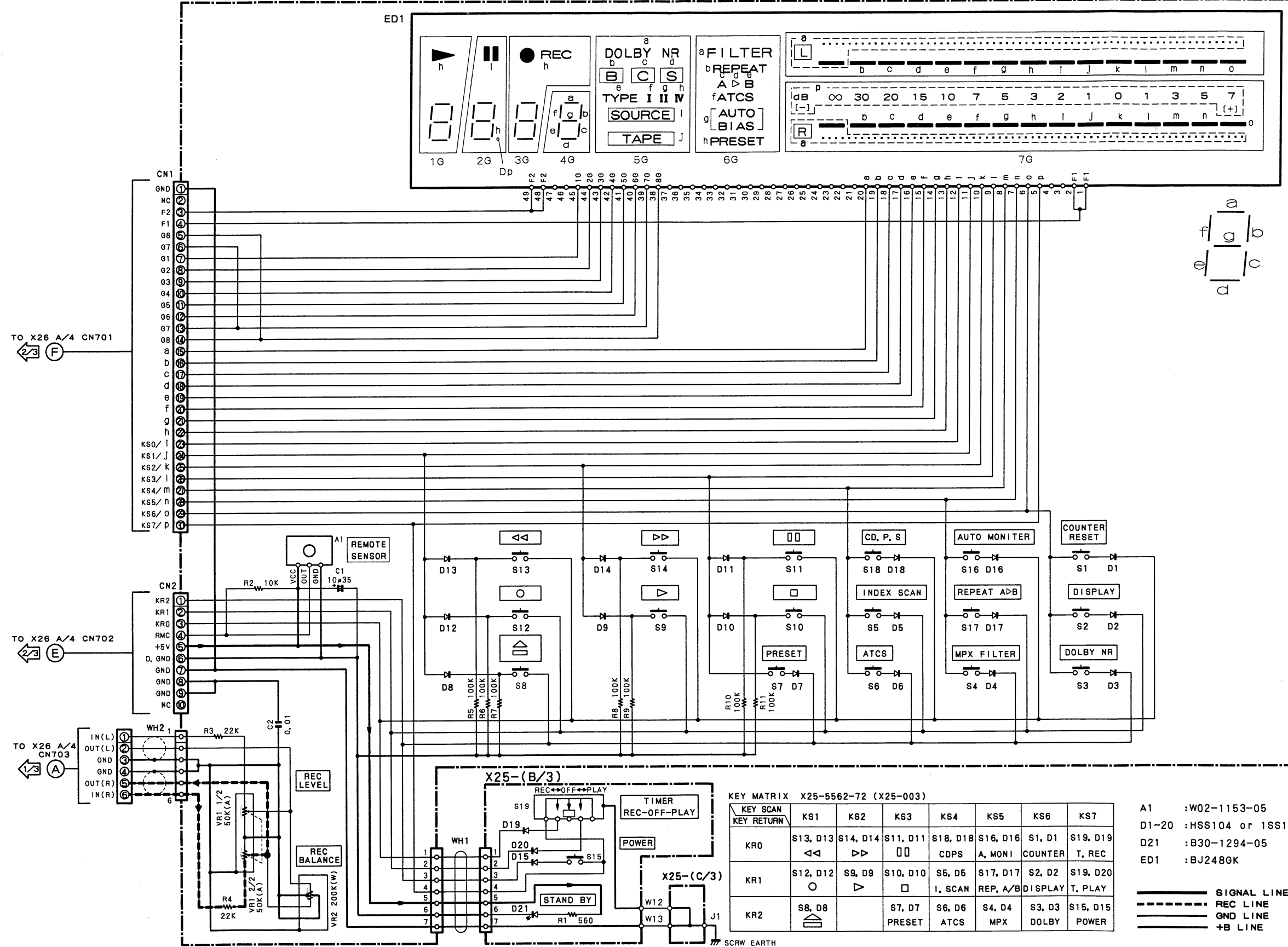
Die angegebenen Gleichspannungswerte wurden bei eingesetzter Cassette in der Wiedergabe mit einem hochohmigen Spannungsmesser gemessen. Dabei schwanken die Meßwerte aufgrund von Unterschieden zwischen einzelnen Instrumenten oder Geräten u. U. geringfügig. Die angegebenen Gleichspannungswerte der Vomagnetisierungsschaltung wurden in der Aufnahme-Betriebsart gemessen.

CAUTION: For continued safety, replace safety critical components only with manufacturer's recommended parts (refer to parts list).  $\Delta$  indicates safety critical components. To reduce the risk of electric shock, leakage-current or resistance measurements shall be carried out (exposed parts are acceptably insulated from the supply circuit) before the appliance is returned to the customer.

Dolby noise reduction and HX Pro headroom extension manufactured under license from Dolby Laboratories Licensing Corporation. HX Pro originated by Bang & Olufsen. "DOLBY", the double-D symbol and "HX PRO" are trademarks of Dolby Laboratories Licensing Corporation.



X25-5562-72(A/3) X25-003

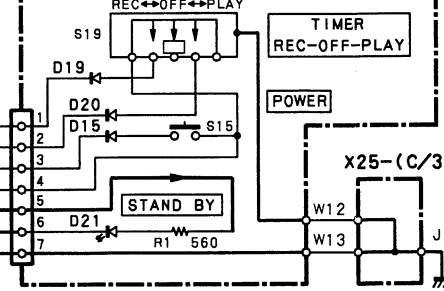


TO X26 A/4 CN701

TO X26 A/4 CN702

TO X26 A/4 CN703

X25-(B/3)



KEY MATRIX X25-5562-72 (X25-003)

KEY SCAN KEY RETURN	KS1	KS2	KS3	KS4	KS5	KS6	KS7
KR0	S13, D13	S14, D14	S11, D11	S18, D18	S16, D16	S1, D1	S19, D19
KR1	S12, D12	S9, D9	S10, D10	S5, D5	S17, D17	S2, D2	S19, D20
KR2	S8, D8		S7, D7	S6, D6	S4, D4	S3, D3	S15, D15

- A1 :W02-1153-05
- D1-20 :HSS104 or 1SS131
- D21 :B30-1294-05
- ED1 :BJ248GK

— SIGNAL LINE  
 - - - REC LINE  
 GND LINE  
 +B LINE

DC voltages are as measured with a high impedance voltmeter with a cassette loaded at playback mode. Values may vary slightly due to variations between individual instruments or/and units. Bias circuit DC voltages are as measured while in the record mode.

Les tensions c.c. doivent être mesurées avec un voltmètre à haute impédance, une cassette étant insérée en mode de lecture. Les valeurs peuvent différer légèrement du fait des variations inhérentes aux appareils et aux instruments de mesure individuels. Les tensions c.c. du circuit de polarité doivent être mesurées, l'appareil étant en mode d'enregistrement.

Die angegebenen Gleichspannungswerte wurden bei eingesetzter Cassette in der Wiedergabe mit einem hochohmigen Spannungsmesser gemessen. Dabei schwanken die Meßwerte aufgrund von Unterschieden zwischen einzelnen Instrumenten oder Geräten u. U. geringfügig. Die angegebenen Gleichspannungswerte der Vomagnetisierungsschaltung wurden in der Aufnahme-Betriebsart gemessen.

CAUTION: For continued safety, replace safety critical components only with manufacturer's recommended parts (refer to parts list). ⚠ indicates safety critical components. To reduce the risk of electric shock, leakage-current or resistance measurements shall be carried out (exposed parts are acceptably insulated from the supply circuit) before the appliance is returned to the customer.

Dolby noise reduction and HX Pro headroom extension manufactured under license from Dolby Laboratories Licensing Corporation. HX Pro originated by Bang & Olufsen. "DOLBY", the double-D symbol and "HX PRO" are trademarks of Dolby Laboratories Licensing Corporation.

