# STEREO CASSETTE DECK

# KXC-3500

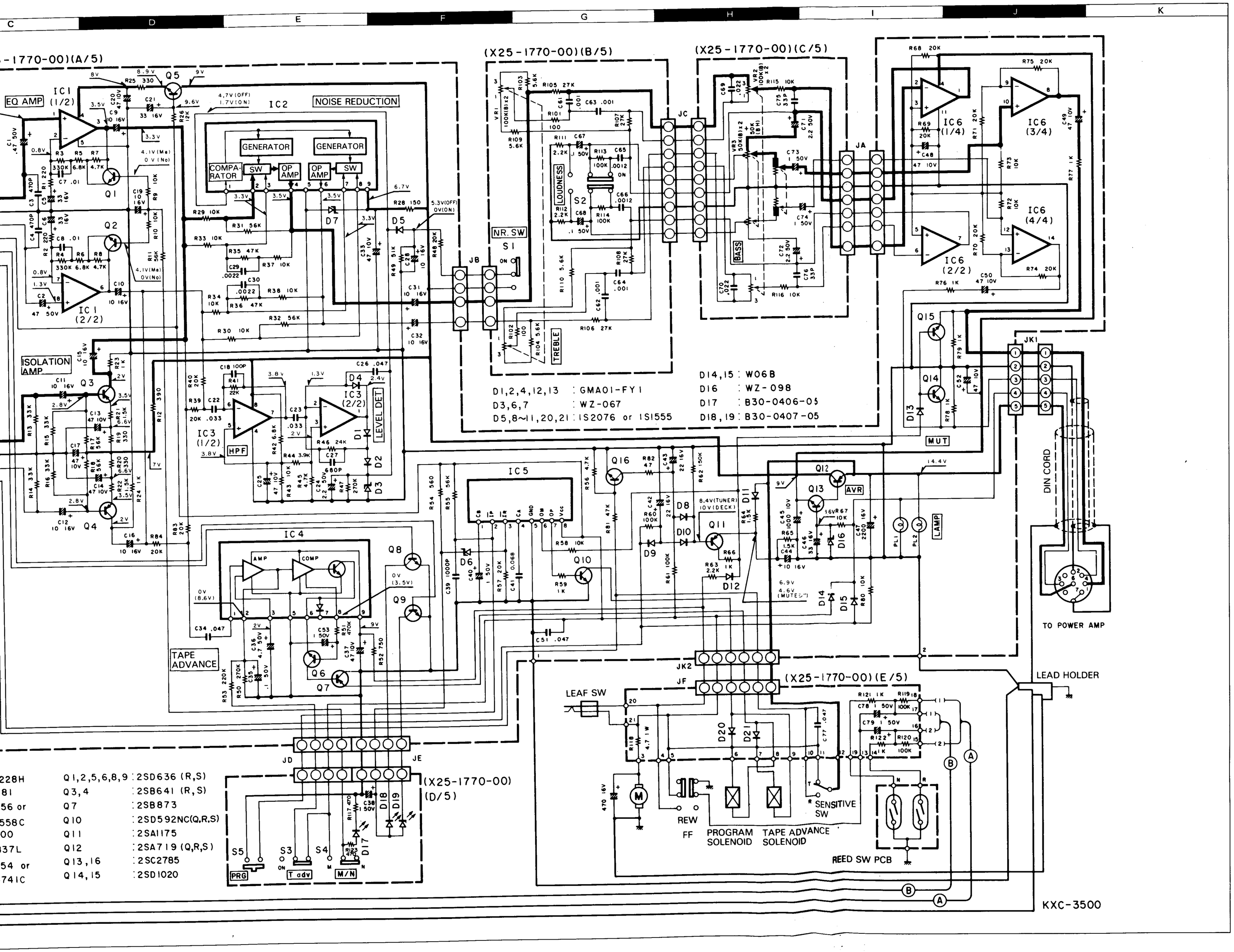




## SPECIFICATIONS

Specifications subject to change without notice

**Cassette Deck Section**

Tape Speed ..... 4.76 cm/sec
Wow & Flutter (WRS) ..... 0.12% (WRMS)
Wow & Flutter (DIN) ..... 0.16% (W-PEAK)
Fast Winding Time (C-60) ..... 80 sec
Frequency Response (±3 dB) ..... 30 — 60,000 Hz
Stereo Separation (1 kHz) ..... 35 dB
Signal to Noise Ratio (IEC-A, METAL)
NR On ..... 69 dB
NR Off ..... 63 dB

**Audio Section**

Tone Action Bass (100 Hz) ..... ±10 dB
Tone Action Treble (10 kHz) ..... ±10 dB
Output Level/Impedance ..... 300 mV/500 Ω

**General**

Operation Voltage ..... 14.4 V (11 V — 16 V)
Dimensions (W×H×D) ..... 150×50×145 mm
Weight ..... 1.4 kg

Kenwood follows a policy of continuous advancements in development. For this reason specifications may be changed without notice.

Kenwood poursuit une politique de progrès constants en ce qui concerne le développement. Pour cette raison, les spécifications sont sujettes à modifications sans préavis.

Kenwood strebt ständige Verbesserungen in der Entwicklung an. Daher bleiben Änderungen der technischen Daten jederzeit vorbehalten.

- DC voltages are as measured with a high impedance voltmeter with a cassette loaded at playback mode. Values may vary slightly due to variations between individual instruments or/and units.
- Les tensions c.c. doivent être mesurées avec un voltmètre à haute impédance, une cassette étant insérée en mode du lecture. Les valeurs peuvent différer légèrement du fait des variations inhérentes aux appareils et aux instruments de mesure individuels.
- Die angegeben Gleichspannungswerte wurden bei eingesetzter Cassette in der Wiedergabe mit einem hochohmigen Voltmeter gemessen. Dabei schwanken die Meßwerte aufgrund von Unterschieden zwischen einzelnen Instrumenten oder Geräten u.U. geringfügig.

# KENWOOD®

# STEREO CASSETTE DECK

2SA719
2SB873
2SD592




2SB641
2SD636

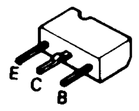


2SA1175
2SC2785
2SD1020

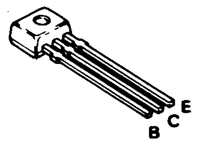


AN6556

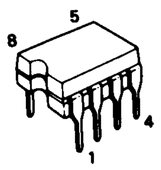


AN7381

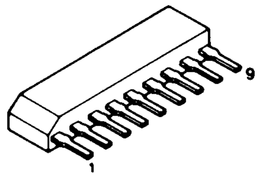


AN6554

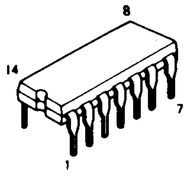


LA2000

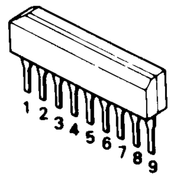


μPC1228H

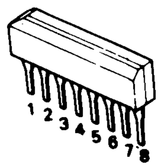


M54837L




(X25-1770-00)(A/5)

(X25-1770-00)(B/5)

PLAY HEAD
NOR
Lch
REV
NOR
Rch
REV

SLIDE SW PCB

JK4

JK3

EQ AMP

IC1 (1/2)

IC1 (2/2)

ISOLATION AMP

IC2 NOISE REDUCTION

GENERATOR

GENERATOR

COMPA-RATOR

SW

OP AMP

OP AMP

SW

IC3 (1/2) HPF

IC3 (2/2) LEVEL DET

IC4

AMP

COMP

TAPE ADVANCE

IC5

DIN CORD

TO TUNER

JB

NR. SW S1

LOUDNESS

S2

TREBLE

JD

JE

(X25-1770-00) (D/5)

LEAF SW

S5 PRG

S3 T adv

S4 M/N

D1,2,4,12,13 : GMA01-FY1
D3,6,7 : WZ-067
D5,8~11,20,21 : IS2076 or IS1555

| | | | |
|---|---|---|---|
| IC1 : μPC1228H | Q1,2,5,6,8,9 | : 2SD636 (R,S) |
| IC2 : AN7381 | Q3,4 | : 2SB641 (R,S) |
| IC3 : AN6556 or | Q7 | : 2SB873 |
| μPC4558C | Q10 | : 2SD592NC(Q,R,S) |
| IC4 : LA2000 | Q11 | : 2SA1175 |
| IC5 : M54837L | Q12 | : 2SA719 (Q,R,S) |
| IC6 : AN6554 or | Q13,16 | : 2SC2785 |
| μPC4741C | Q14,15 | : 2SD1020 |