

# STEREO INTEGRATED AMPLIFIER/TUNER R-A100/A150/V300/V350 SERVICE MANUAL

# KENWOOD

© 1997-9/B51-5369-00 (K/K) 3653

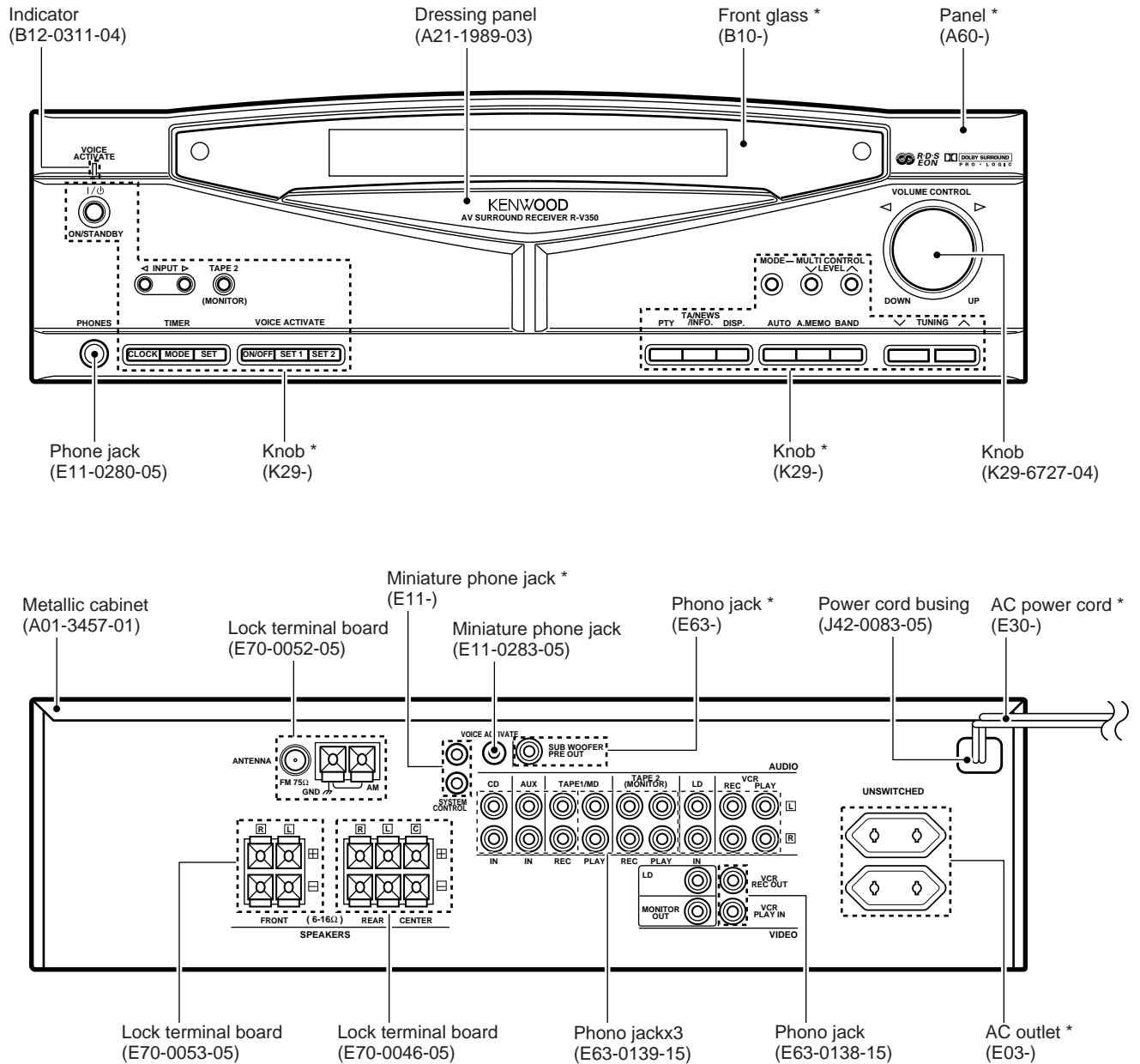


Illustration is R-V350.

\* Refer to parts list on page 41.

**Caution :** No connection of ground line if disassemble the unit.  
Please connect the ground line on rear panel, PCBs, Chassis and some others.



# R-A100/A150/V300/V350

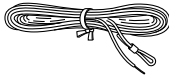
## CONTENTS / ACCESSORIES

### Contents

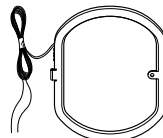
CONTENTS / ACCESSORIES .....	2	SCHEMATIC DIAGRAM .....	19
EXTERNAL VIEW .....	3	EXPLODED VIEW .....	39
CIRCUIT DESCRIPTION .....	6	PARTS LIST .....	41
ADJUSTMENT .....	10	SPECIFICATIONS .....	53
PC BOARD .....	12		

### Accessories (R-A100/A300/V300/V350)

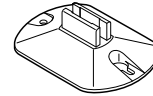
FM indoor antenna(1)  
(T90-0809-05) R-A100/R-V300 : IYMCX type  
(T90-0810-05) R-A150/R-V300/V350 : EKPT type



AM loop antenna(1) (T90-0820-05)



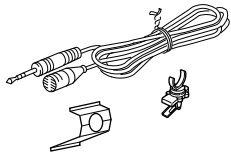
Loop antenna stand(1)  
(J19-3645-05)



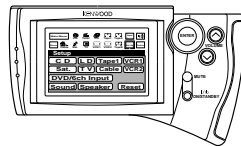
Cable tidy(2)  
(F07-1602-04)



Microphone(1)  
(W01-0935-05)

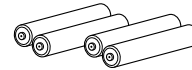


Graphical Remote Control unit(1) \*  
(A70-1159-05) GRC-150 (R-V300 KP type)

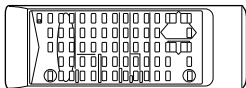


Battery cover (A09-0379-08)

Batteries(R03/AAA) (4)

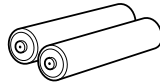


Remote control unit(1) \*  
(A70-1136-05) RC-S0504 (R-V350)  
(A70-1150-05) RC-S0503 (R-V300) IYMCX type  
Battery cover (A09-0378-08)

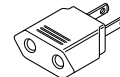


(A70-1149-05) RC-S0300 (R-A100/A150)  
Battery cover (A09-0357-08)

Batteries(R6/AA) (2)  
(Except U.S.A. and Canada)



\*AC plug adapter (1)  
(E03-0115-05)



\* Use to adapt the plug on the power cord to the shape of the wall outlet. (Accessory only for regions where use is necessary)

# R-A100/A150/V300/V350

## EXTERNAL VIEW

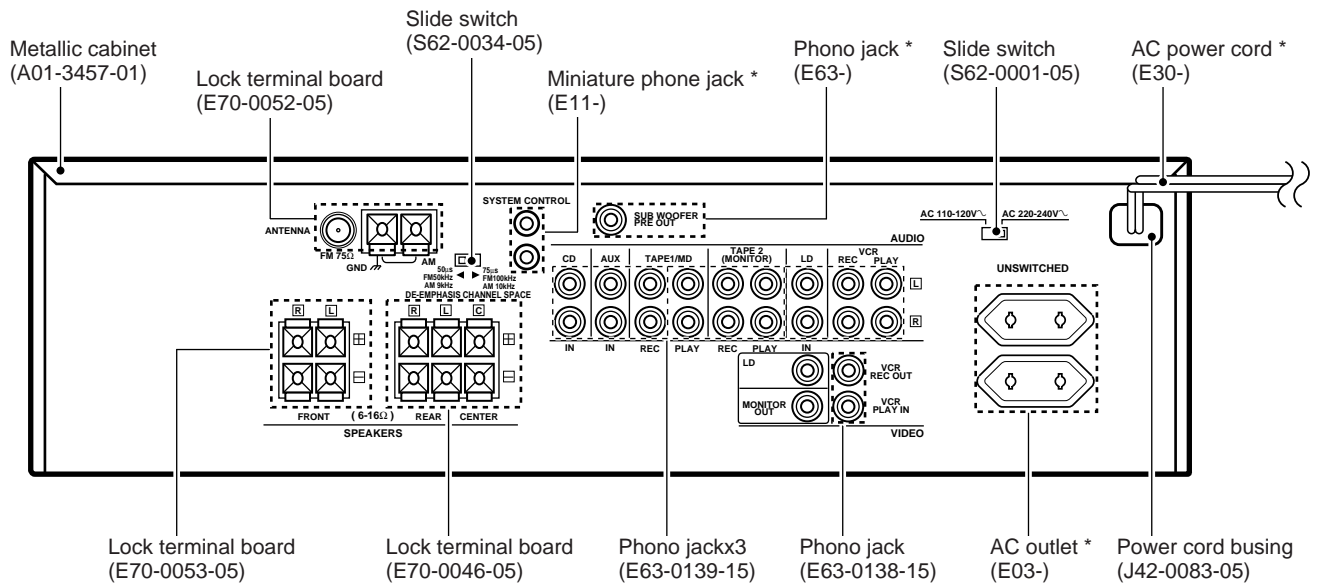
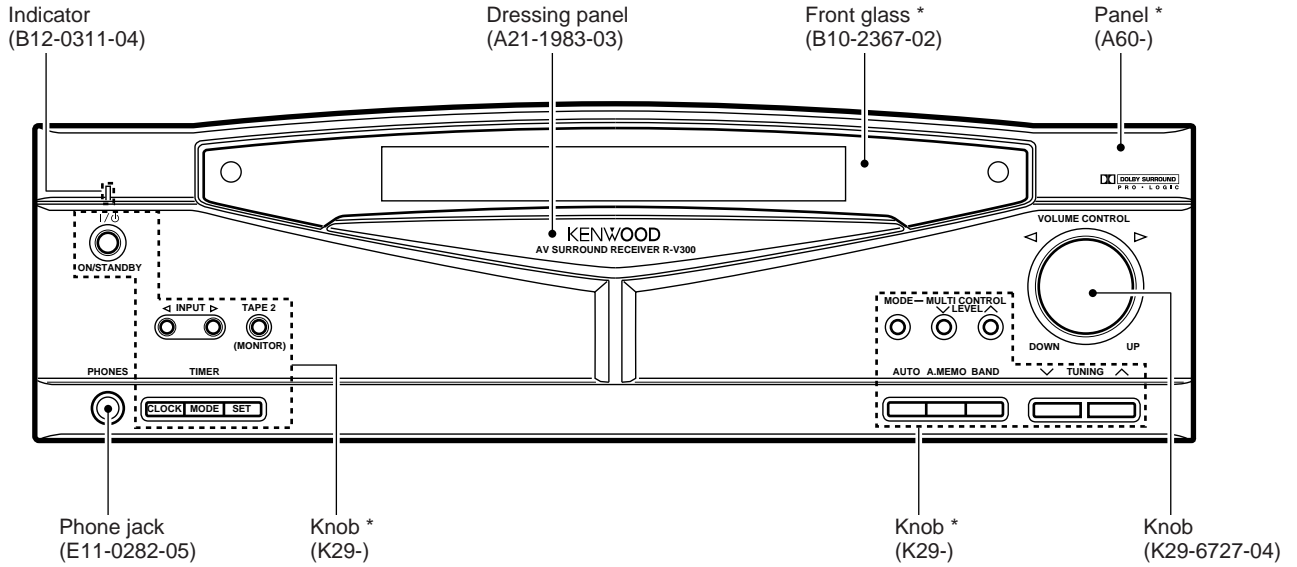


Illustration is R-V300.

\* Refer to parts list on page 41.

# R-A100/A150/V300/V350

## EXTERNAL VIEW

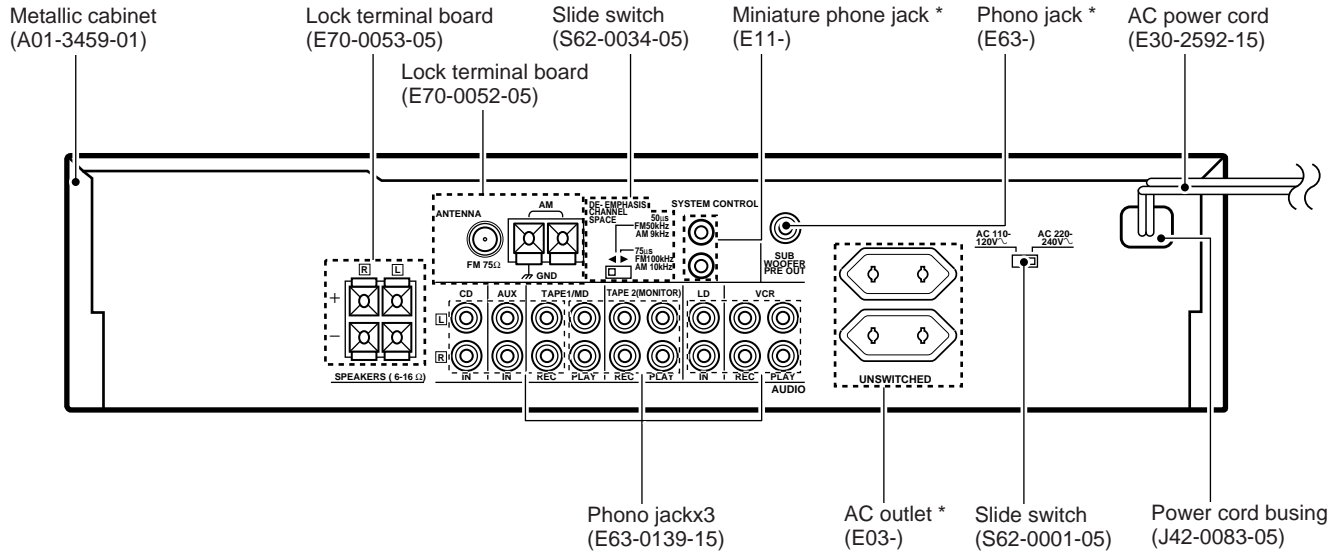
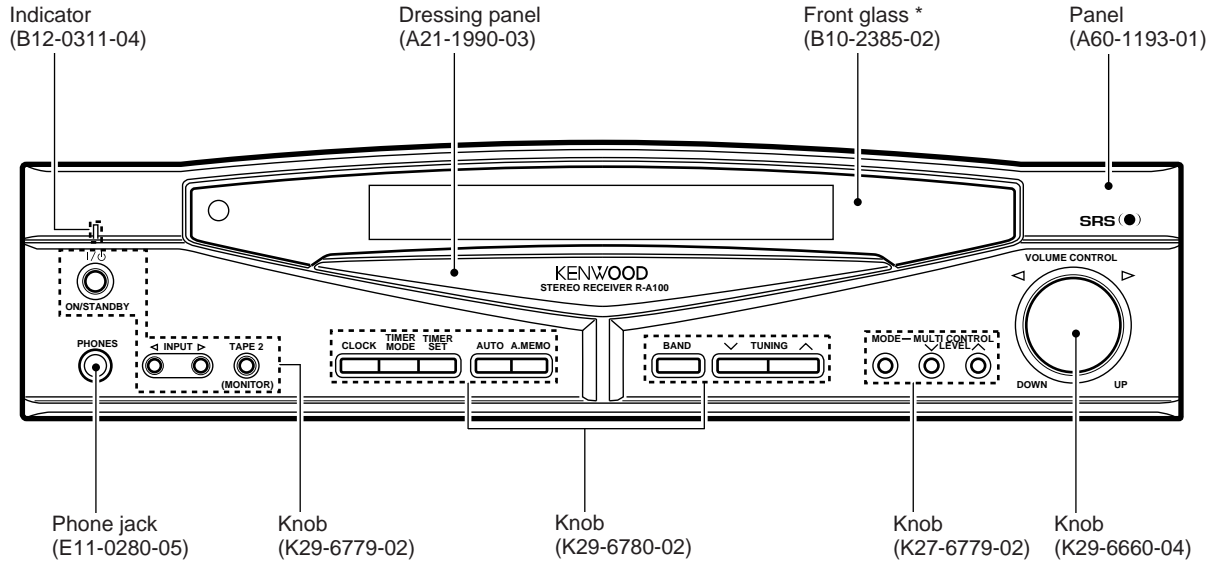


Illustration is R-A100.

\* Refer to parts list on page 41.

# R-A100/A150/V300/V350

## EXTERNAL VIEW

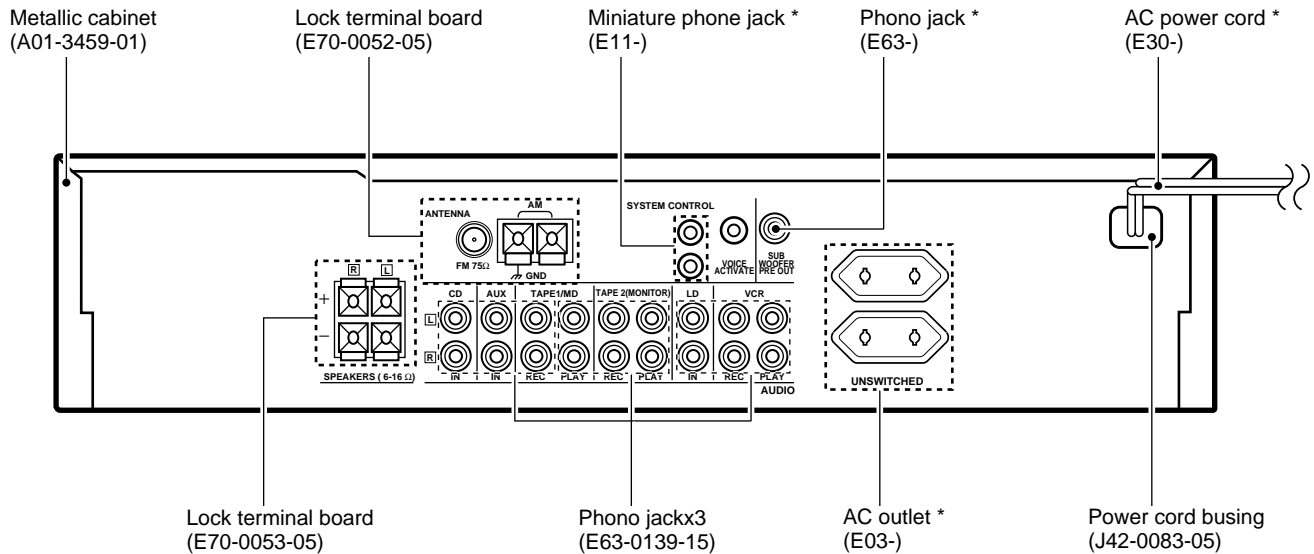
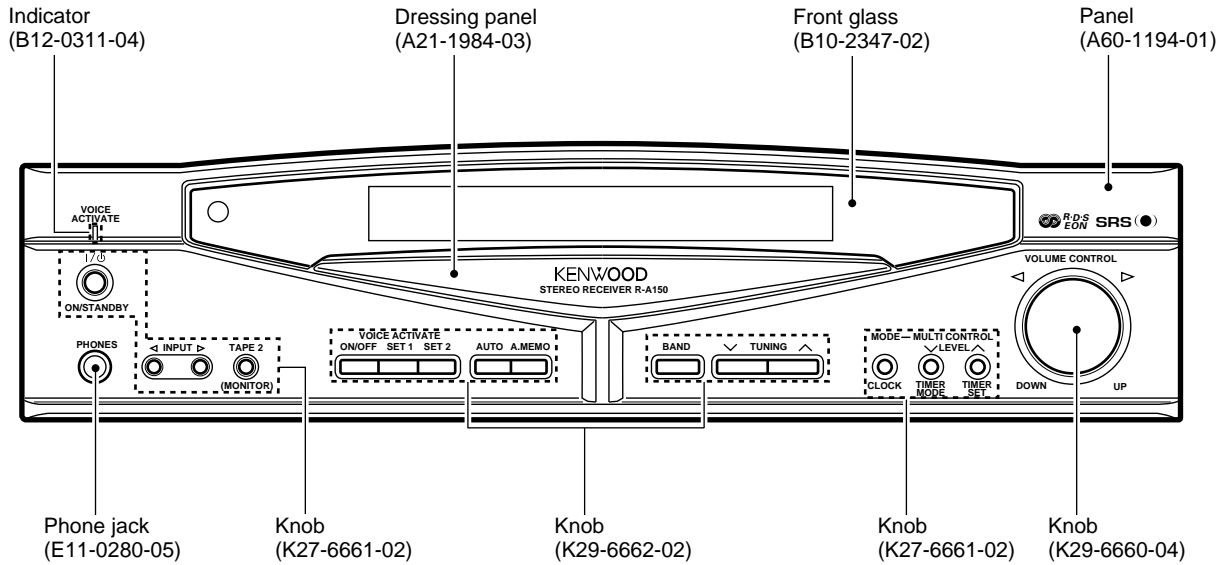


Illustration is R-A150.

\* Refer to parts list on page 41.

# R-A100/A150/V300/V350

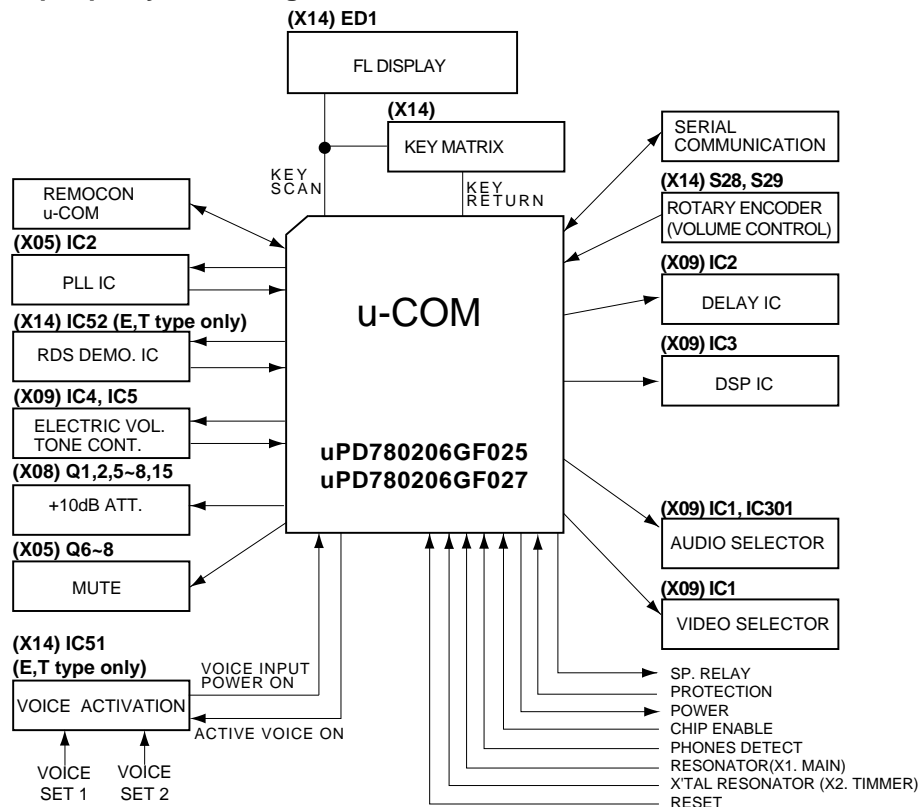
## CIRCUIT DESCRIPTION

### 1. Back up data and initial data

POWER ON/OFF	: OFF
MAIN VOLUME LEVEL	: -65dB
AUDIO INPUT • SELECTOR	: TUNER
VIDEO INPUT • SELECTOR(R-V300/V350)	: VCR
TAPE1/MD	: TAPE1
TAPE2/MONITOR	: OFF
FL DISPLAY MODE	: SELECTOR
SOURCE DIRECT(R-V300/V350)	: OFF
SURROUND(R-V300/V350)	: STEREO
DSP MODE(R-V300/V350)	: ARENA
SPEAKER CH.LEVEL(R-V300/V350)	: 0dB
BALANCE	: CENTER
DELAY(R-V300/V350)	: 20ms
EFFECT LEVEL(R-V300/V350)	: 3
TONE BASS	: 0dB
TONE TREBLE	: 0dB
INPUT LEVEL	: 0dB
SRS 3D(R-A100/A150)	: OFF
SRS 3D LEVEL(R-A100/A150)	: LEVEL 0
TUNING MODE(AUTO/MONO)	: AUTO
PRESET MEMORY(40ch)	: TEST PRESET FREQUENCY
LAST BAND	: FM
FM LAST FREQUENCY	: 87.5MHz
AM(MW) LAST FREQUENCY	: 531kHz (CH.SP 9kHz)
	: 530kHz (CH.SP10kHz)
LW LAST FREQUENCY	: 153kHz
LAST P.ch	: [--ch]
RDS DISPLAY MODE(R-A150/V300)	: FREQUENCY DISPLAY
TA/NEWS/INFO.(R-A150/V300)	: OFF
CLOCK DISPLAY	: AM 12:00
TIMER	: OFF
SLEEP TIMER	: OFF
VOICE ACTIVATE KEY WORD	: NON SPECIFIC SPEAKER(RD:KENWOOD)
VOICE ACTIVATE	: ON

### 2. Main microprocessor uPD780206GF025 (X14-, IC1) MIYCX type uPD780206GF027 (X14-, IC1) KPTE type

#### 2-1 Microprocessor periphery block diagram



# R-A100/A150/V300/V350

## CIRCUIT DESCRIPTION

### 2-2 Key matrix

	② KR3	③ KR2	④ KR1	⑤ KR0
⑦③ KS0	–	–	–	–
⑦④ KS1	TUNING $\Delta$	DISPLAY(RDS)	PTY	TA/NEWS/INFO
⑦⑤ KS2	(MULTI MODE)	(MULTI LEVEL $\nabla$ )	(MULTI LEVEL $\Delta$ )	–
	* CLOCK	* TIMER MODE	* TIMER SET	–
⑦⑥ KS3	TUNING $\nabla$	AUTO MEMORY	BAND	AUTO
⑦⑦ KS4	(VOICE ON/OFF)	(TIMER SET)	INPUT $\triangleleft$	INPUT $\triangleright$
⑦⑧ KS5	(CLOCK SET)	(TIMER MODE)	ON/STANDBY	TAPE2(MONITOR)
	* VOICE ON/OFF			
KS6	–	–	–	–
⑧① KS7	DSW1(D29)	DSW2(D30)	DSW3(D31)	DSW4
⑧② KS8	–	–	–	DSW5(D34)

DSW1~DSW4 : Tuner destination

DSW5 : R-A100/A150 or R-V300/V350 Model destination

PTY,TA / NEWS / INFO / DISPLAY(RDS) : RDS function model (R-V350/A150)

( ) : R-V300 / V350 / A100 function

\* : R-A150 (E,T type) function

### 2-3 Pin description

No.	Name	I/O	Description
1	Vdd	I	Power supply(+5V)
2-5	KR3-0	I	Key return 3-0
6,7,	ENC_VOL1,2	I	Encoder pulse detect1,2
8	HP_DET	I	Headphone detect
			L: Yes
9	CE	I	Chip enable
			L: Enable
10	RESET	I	Microprocessor reset
			L: Reset
11,12	X1,2	I	Clock generator
13	IC(Vpp)	-	Connect to Vss
14,15	XT1,2	-	Sub clock generator
16	Vdd	-	Power supply(+5V)
17	HP_MUTE	O	Mute of headphones
18	PROTECTION	I	Protection detection
19	SBUSY	I/O	Serial data busy
20	SDATA	I/O	Serial data
21	DSP_CLK	O	Clock for DSP
22	DSP_DATA	O	Data for DSP
23	DSP_ST	O	Strobe for DSP
24	MUTE	O	Mute control
			L: Mute ON
25	Avss	-	GND of A/D converter
26	PLL_DO	O	PLL DO
27	PLL_CE	O	Chip enable for PLL
28	PLL_DATA	O	Data detection for PLL
29	PLL_CLK	O	Clock for PLL
30	T_MUTE	O	Mute for tuner
			L: Mute ON
31	STEREO	I	Stereo signal detection
			L: Stereo
32	SD	I	Synchro signal detection
			L: SD detection
33	RDS_SLEVEL	I	Signal level of RDS
34	Avdd	-	Analog power supply for A/D converter
35	Avref	-	Reference voltage for A/D converter
36	RDS_CLK	I	Clock for RDS
37	RDS_DATA	I	Data for RDS
38	N.C.	I	No used
39	REMOCON_IN	I	Input port of remote control signal
40	Vss	-	GND

# R-A100/A150/V300/V350

## CIRCUIT DESCRIPTION

No.	Name	I/O	Description
41	+10dB_ATT	O	+10Db attenuator L: ATT ON
42	VOL_DATA	I/O	Electric volume control data
43	TAP	O	LO-HI tap change-over R-V300/V350
	VCR_REC	O	VCR REC change-over R-A100/A150
44,45	N.C.	I	No used
46	Vdd	-	Power supply(+5V)
47,48	N.C.	I	No used
49	CS_RELAY	O	Center and surround speaker relay control L: C,Sch OFF R-V300/V350
		I	NPUT LEVEL O Input level change-over H: 0dB R-A100/A150
50	F_RELAY	O	Front speaker relay control L: L,Rch OFF
51	TC9215	O	Vidual selector change-over R-V300/V350
	TAPE1_REC	O	TAPE! REC change-over R-A100/A150
52	VOICE_CTRL	O	Voice activation / Standby LED
53	SEL_STB1	O	Strobe signal for selector IC
54	SEL_DATA	O	Data signal for selector IC
55	SEL_CLK	O	Clock signal for selector IC
56	VOICE	I	Input port of voice activation
57	VOL_CLK	O	Clock signal for electric volume
58,59	N.C.	I	No used
60	REM_REWRREQ	O	Rewrite request signal of interlocution remocon data
61	REM_RWR	I	Rewrite in signal of interlocution remocon data
62	REM_REREN	I	Transmit signal of interlocution remocon data L: Transmission
63-70	INP 0-7	O	Remote control data bits 0-7
71	VSEL1	O	Vidual selector
72	POWER	O	Power relay control
73-78	SEG11-16	O	Display segment control 11-16 / Key scan 0-5
79	Vload	-	Connect to PLL down resistor
80	SEG10	O	Display segment control 10
81	SEG9	O	Display segment control 9 / Key scan 7 8Tuner destination)
82	SEG8	O	Display segment control 8 / Key scan 8 (Model discrimination)
83-89	SEG1-7	O	Display segment control 1-7
90-100	GRID1-11	O	Display grid control 1-11

### 2-4 DESTINATION LIST OF TUNER

Destination	Band	Frequency Range	Channel Space	IF	PLL Frequency	Diode SW (X14-)			
						DSW3	DSW2 (D31)	DSW1 (D30)	DSW0 (D29)
K1 (1700)	FM	87.5MHz~108.0HMz	100kHz	+10.7MHz	50kHz	0	0	0	0
	AM	530kHz~1700kHz	10kHz	+450kHz	10kHz				
K2 (1610)	FM	87.5MHz~108.0HMz	100kHz	+10.7MHz	25kHz	0	0	0	1
	AM	530kHz~1610kHz	10kHz	+460kHz	10kHz				
E1	FM	87.5MHz~108.0HMz	50kHz	+10.7MHz	25kHz	0	0	1	1
	AM	531kHz~1602kHz	9kHz	+450kHz	9kHz				
E3 (RDS)	FM	87.5MHz~108.0HMz	50kHz	+10.7MHz	25kHz	0	1	0	1
	AM	531kHz~1602kHz	9kHz	+450kHz	9kHz				
E4 (LW) (RDS)	FM	87.5MHz~108.0HMz	50kHz	+10.7MHz	25kHz	0	1	1	0
	MW	531kHz~1602kHz	9kHz	+450kHz	9kHz				
	LW	153kHz~279kHz	9kHz	+450kHz	9kHz				
M	K2 / E1 change only setting DSW1 (DSW1=0:K2/1:E1)					0	0	(Q5,D33)	1

Diode SW(DSWx) 0=No diode (Static mode,LOW)

1=Diode (Static mode,HIGH)

X=Transistor SW (0=OFF / 1=ON)

### 2-5 MODEL DISTINATION

MODEL	DIODE SW (X14)D34
R-V300/V350	0
R-A100/A150	1



# R-A100/A150/V300/V350

## CIRCUIT DESCRIPTION

### 3. Test mode

Setting:	While pressing the <input type="checkbox"/> INPUT key, plug the AC power cord into the AC wall outlet. All the fluorescent display indicates. (The all-illuminated state is cleared by pressing any main unit keys.)
Canceling:	Plug the AC power cord out from the AC wall outlet.

### 3-1 Contents of the test mode

No.	OPERATION KEYS	TUNER MODE	EXCEPT TUNER	REMARKS																																							
1	INPUT		<div style="border: 1px solid black; padding: 5px; display: inline-block;">           →87.50←→CD←→LD←→VCR←            →TAPE1←→AUX←         </div>																																								
2	MULTI. CONTROL LEVEL ∇ / ^	<div style="border: 1px solid black; padding: 5px; display: inline-block;">           →01←→02←→39←→40←         </div> CHANGES THE PRESET CH. 01 THROUGH 40																																									
3	TIMER SET		PRO LOGIC ←→ 3 STEREO TEST TONE ON/OFF (PRESS AUTO KEY) <input type="checkbox"/> PRO LOGIC ON ←→ OFF	R-V300/V350 R-A100/A150																																							
4	TIMER MODE		<div style="border: 1px solid black; padding: 5px; display: inline-block;">           →AREN←→JAZZ CLUB←→STADIUM←         </div> <input type="checkbox"/> DSP ON ←→ OFF	R-V300/V350 R-A100/A150																																							
5	CLOCK		<input type="checkbox"/> STEREO ON ←→ OFF	R-A100/A150																																							
6	A.MEMO	FL DISPLAY ON ←→ OFF	SRS ON ←→ OFF	R-A100/A150																																							
7	AUTO	<input type="checkbox"/> AUTO ON ←→ OFF	<div style="border: 1px solid black; padding: 5px; display: inline-block;">           →TEST Lch←→TEST Cch←→TEST Rch←→TEST Sch←         </div> <div style="border: 1px solid black; padding: 5px; display: inline-block;">           →S.DIRECT ON←→S.DIRECT ON / MUTE ON←→OFF←         </div>	R-V300/V350 R-A100/A150																																							
8	MULTI.CONTROL MODE	<div style="border: 1px solid black; padding: 5px; display: inline-block;">           ↓            BASS 0dB            ↓            TREBLE 0dB            ↓            L/R, BALANCE            ↓            INPUT 0dB            ↓         </div>	<table border="1" style="width: 100%; border-collapse: collapse;"> <thead> <tr> <th rowspan="2">MODE</th> <th colspan="3">KEY</th> </tr> <tr> <th>MULTI. CONTROL ∇ / LEVEL ^</th> <th>TUNING DOWN / UP</th> <th>BAND</th> </tr> </thead> <tbody> <tr> <td>% EXCEPT R-A100/A150</td> <td></td> <td></td> <td></td> </tr> <tr> <td>VOLUME</td> <td></td> <td>-89dB ←→ 0dB</td> <td>-40dB</td> </tr> <tr> <td>SP%</td> <td></td> <td>MIN. ←→ MAX</td> <td>0dB</td> </tr> <tr> <td>DELAY%</td> <td></td> <td>15 ←→ 30</td> <td>20</td> </tr> <tr> <td>EFFECT%</td> <td></td> <td>1 ←→ 5</td> <td>3</td> </tr> <tr> <td>L/R, BALANCE</td> <td>DOWN ←→ UP</td> <td>LMIN ←→ RMAX</td> <td>CENTER</td> </tr> <tr> <td>TONE</td> <td></td> <td>MIN ←→ MAX</td> <td>FLAT</td> </tr> <tr> <td>INPUT</td> <td></td> <td>-6dB ←→ 0dB</td> <td>0dB</td> </tr> </tbody> </table>	MODE	KEY			MULTI. CONTROL ∇ / LEVEL ^	TUNING DOWN / UP	BAND	% EXCEPT R-A100/A150				VOLUME		-89dB ←→ 0dB	-40dB	SP%		MIN. ←→ MAX	0dB	DELAY%		15 ←→ 30	20	EFFECT%		1 ←→ 5	3	L/R, BALANCE	DOWN ←→ UP	LMIN ←→ RMAX	CENTER	TONE		MIN ←→ MAX	FLAT	INPUT		-6dB ←→ 0dB	0dB	
MODE	KEY																																										
	MULTI. CONTROL ∇ / LEVEL ^	TUNING DOWN / UP	BAND																																								
% EXCEPT R-A100/A150																																											
VOLUME		-89dB ←→ 0dB	-40dB																																								
SP%		MIN. ←→ MAX	0dB																																								
DELAY%		15 ←→ 30	20																																								
EFFECT%		1 ←→ 5	3																																								
L/R, BALANCE	DOWN ←→ UP	LMIN ←→ RMAX	CENTER																																								
TONE		MIN ←→ MAX	FLAT																																								
INPUT		-6dB ←→ 0dB	0dB																																								
9	PTY		<div style="border: 1px solid black; padding: 5px; display: inline-block;">           →INPUT SELECTOR←→OFF.S-LEVEL←→ON.S-LEVEL←         </div>	R-V350(E/T)																																							
	TAPE2		TUNER MODE ONLY	R-A150(E/T)																																							
10	DISPLAY	TIMER NO PS ←→ 01 87.50		E,T type only																																							
11	TA/NEWS/INFO.		<div style="border: 1px solid black; padding: 5px; display: inline-block;">           →TA←→NEWS←→INFO←→OFF←         </div> Change the segment cyclically																																								

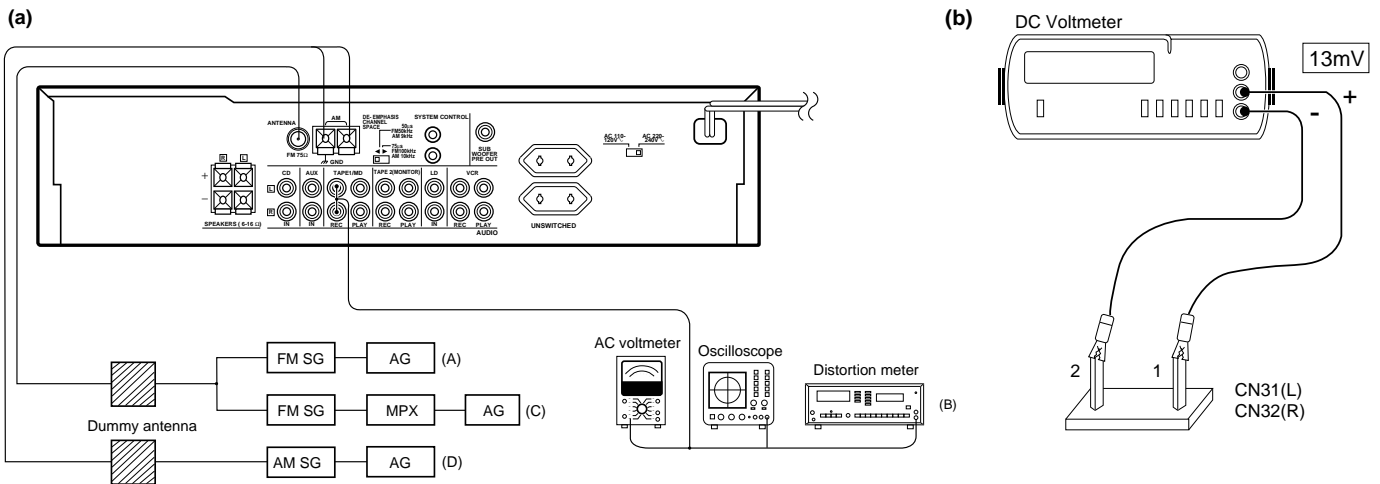
### 3-2 Error message

DISPLAY	DESCRIPTION
ERR1	Main u-COM sub clock no output
ERR2	Main u-COM sub clock frequency NG

# R-A100/A150/V300/V350

## ADJUSTMENT

No.	ITEM	INPUT SETTING	OUTPUT SELECTOR	TUNER/AMP SETTING	ALIGNMENT POINTS	ALIGN FOR	FIG.
<b>FM SECTION</b>							
<b>SELECTOR : FM</b>							
1	DISCRIMINATOR L31↔L32 (E, T only)	(A) 98.0MHz 1kHz, ±40kHz dev (E, T type) 60dBu (ANT INPUT)	Connect a DC voltmeter between port of CN2	AUTO 98.0MHz	L31 (X05-)	0V	(a)
			(B)		L32 (X05-)	Minimum distrotrion	
2	DISTORTION (STEREO)	(C) 98.0MHz 1kHz, ±40kHz dev pilot: ±6kHz dev 60dBu (ANT INPUT)	(B)	AUTO (98.0MHz)	IFT (W02-)	Minimum distrotrion	(a)
<b>AUDIO SECTION R-A100/A150 ONLY</b>							
1	B CLASS IDLECURRENT	—	Connect a DC voltmeter	Volume: Minimum Selector: any modes other than TUNER	CN31 : Lch CN32 : Rch	13mV	(b)



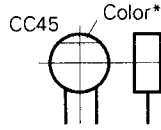
# R-A100/A150/V300/V350

## PARTS DESCRIPTIONS

### CAPACITORS

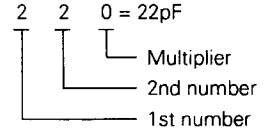
CC 45 TH 1H 220 J  
 1 2 3 4 5 6

- 1 = Type ... ceramic, electrolytic, etc.
- 2 = Shape ... round, square, ect.
- 3 = Temp. coefficient
- 4 = Voltage rating
- 5 = Value
- 6 = Tolerance



#### • Capacitor value

- 010 = 1pF
- 100 = 10pF
- 101 = 100pF
- 102 = 1000pF = 0.001μF
- 103 = 0.01μF



#### • Temperature coefficient

1st Word	C	L	P	R	S	T	U
Color*	Black	Red	Orange	Yellow	Green	Blue	Violet
ppm/°C	0	-80	-150	-220	-330	-470	-750

2nd Word	G	H	J	K	L
ppm/°C	±30	±60	±120	±250	±500

Example : CC45TH = -470 ± 60ppm/°C

#### • Tolerance (More than 10pF)

Code	C	D	G	J	K	M	X	Z	P	No code
(%)	±0.25	±0.5	±2	±5	±10	±20	+40 -20	+80 -20	+100 -0	More than 10μF -10 ~ +50 Less than 4.7μF -10 ~ +75

#### (Less than 10pF)

Code	B	C	D	F	G
(pF)	±0.1	±0.25	±0.5	±1	±2

#### • Voltage rating

2nd word \ 1st word	A	B	C	D	E	F	G	H	J	K	V
0	1.0	1.25	1.6	2.0	2.5	3.15	4.0	5.0	6.3	8.0	-
1	10	12.5	16	20	25	31.5	40	50	63	80	35
2	100	125	160	200	250	315	400	500	630	800	-
3	1000	1250	1600	2000	2500	3150	4000	5000	6300	8000	-

#### • Chip capacitors

(EX) C C 7 3 F S L 1 H 0 0 0 J  
 1 2 3 4 5 6 7

(Chip) (CH, RH, UJ, SL)

(EX) C K 7 3 F F 1 H 0 0 0 Z  
 1 2 3 4 5 6 7

(Chip) (B, F)

Refer to the table above.

- 1 = Type
- 2 = Shape
- 3 = Dimension
- 4 = Temp. coefficient
- 5 = Voltage rating
- 6 = Value
- 7 = Tolerance

#### Dimension (Chip capacitors)

Dimension code	L	W	T
Empty	5.6 ± 0.5	5.0 ± 0.5	Less than 2.0
A	4.5 ± 0.5	3.2 ± 0.4	Less than 2.0
B	4.5 ± 0.5	2.0 ± 0.3	Less than 2.0
C	4.5 ± 0.5	1.25 ± 0.2	Less than 1.25
D	3.2 ± 0.4	2.5 ± 0.3	Less than 1.5
E	3.2 ± 0.2	1.6 ± 0.2	Less than 1.25
F	2.0 ± 0.3	1.25 ± 0.2	Less than 1.25
G	1.6 ± 0.2	0.8 ± 0.2	Less than 1.0

### RESISTORS

#### • Chip resistor (Carbon)

(EX) R K 7 3 E B 2 B 0 0 0 J  
 1 2 3 4 5 6 7

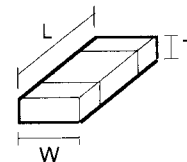
(Chip) (B, F)

#### • Carbon resistor (Normal type)

(EX) R D 1 4 B B 2 C 0 0 0 J  
 1 2 3 4 5 6 7

- 1 = Type
- 2 = Shape
- 3 = Dimension
- 4 = Temp. coefficient
- 5 = Rating wattage
- 6 = Value
- 7 = Tolerance

#### Dimension



#### Dimension (Chip resistor)

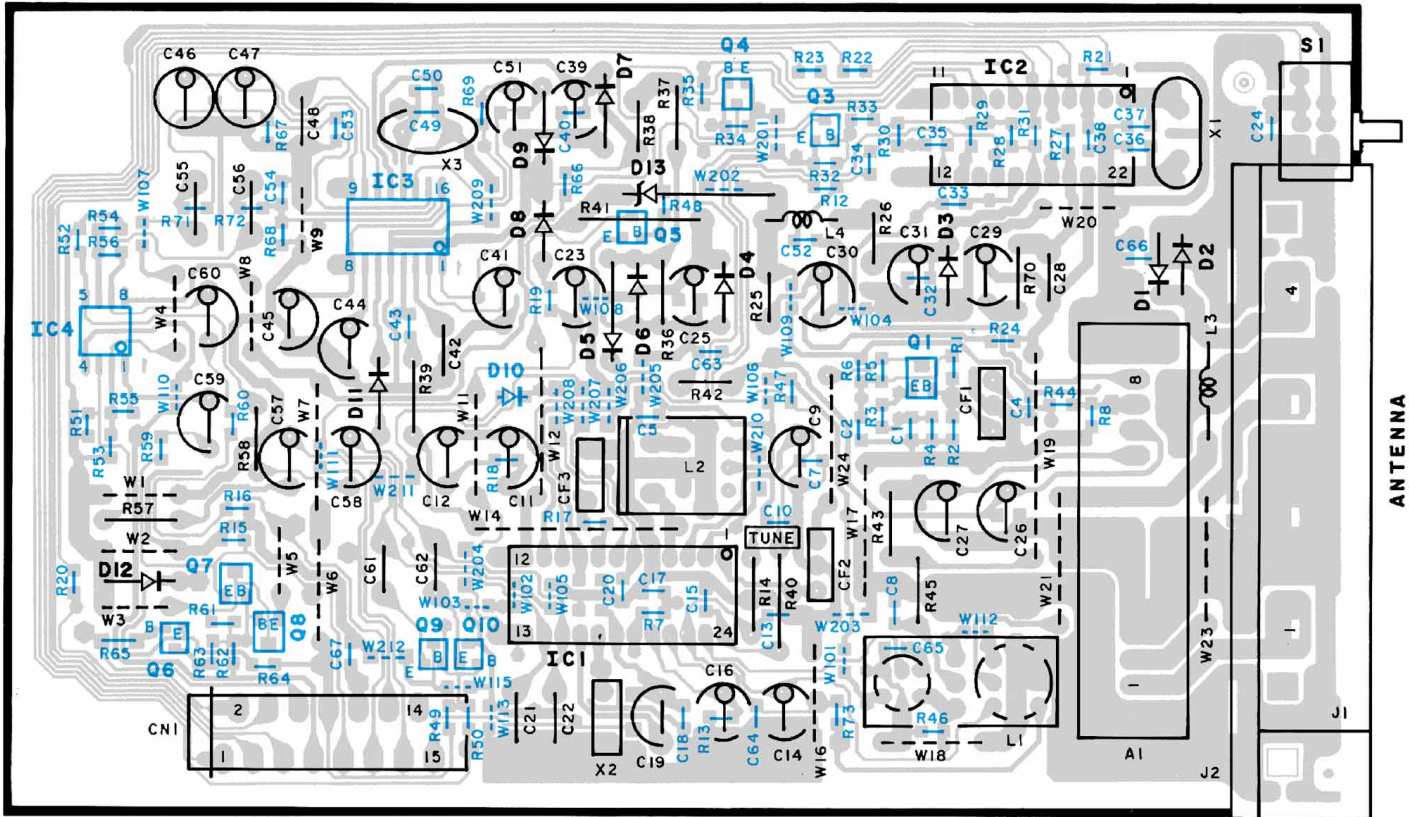
Dimension code	L	W	T
E	3.2 ± 0.2	1.6 ± 0.2	1.0
F	2.0 ± 0.3	1.25 ± 0.2	1.0
G	1.6 ± 0.2	0.8 ± 0.2	0.5 ± 0.1

#### Rating wattage

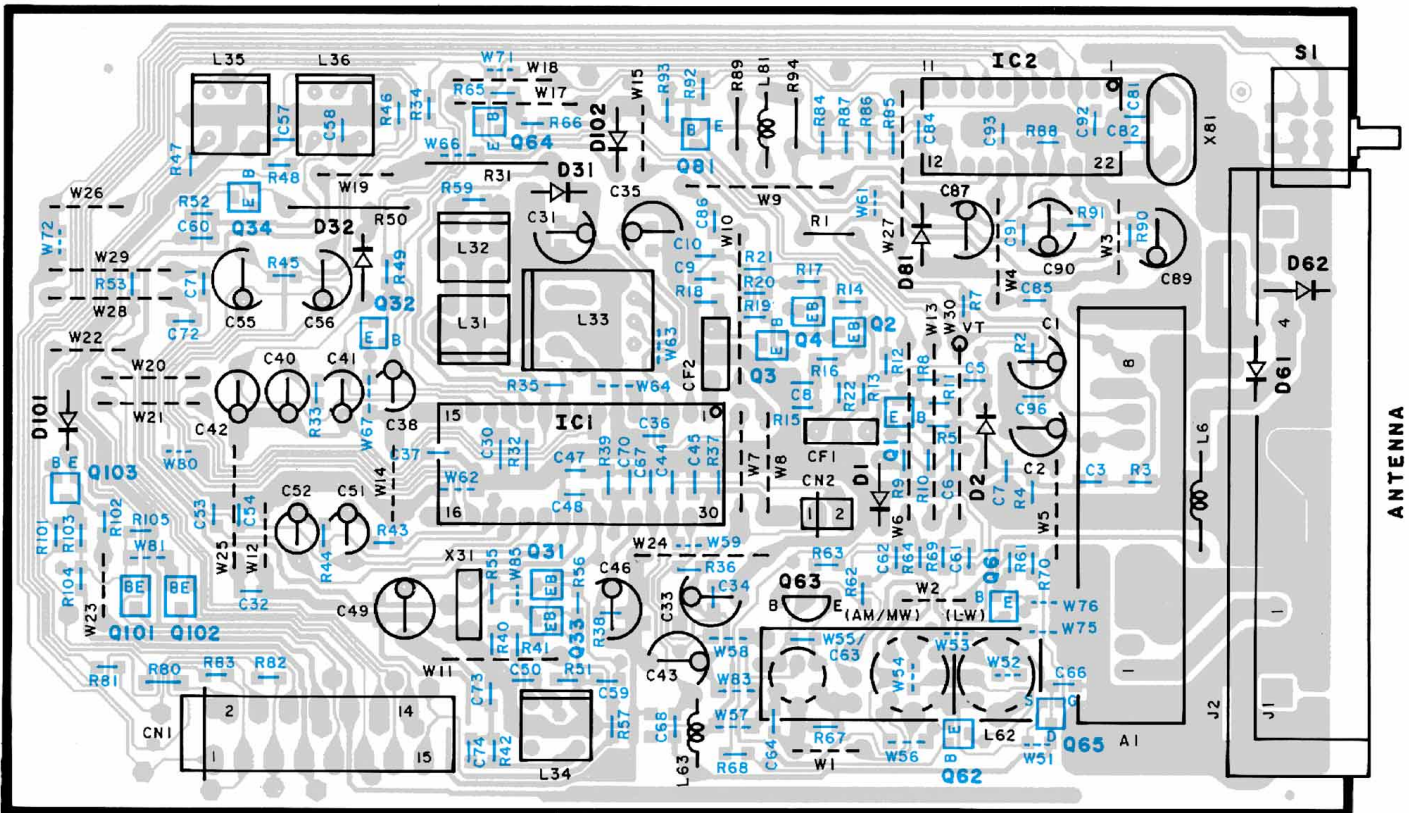
Code	Wattage	Code	Wattage	Code	Wattage
1J	1/16W	2C	1/6W	3A	1W
2A	1/10W	2E	1/4W	3D	2W
2B	1/8W	2H	1/2W		

# PC BOARD(Component side view)

(X05-4670-20) J70-0959-11

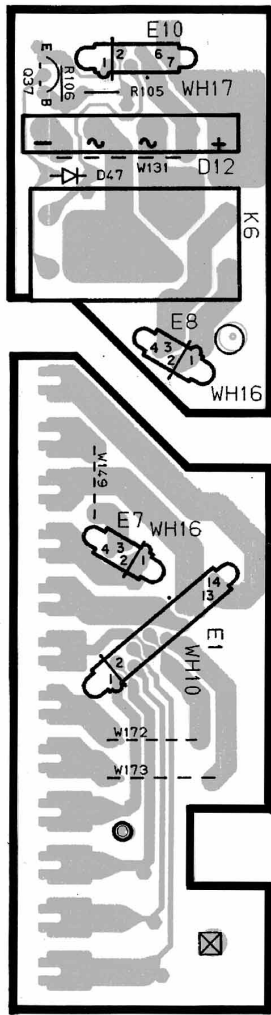


(X05-468X-XX) J70-0960-21

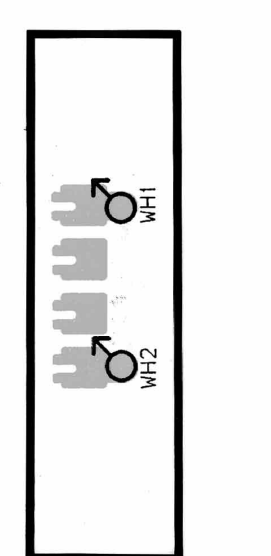


# PC BOARD(Component side view)

(X09- ) (D/5)

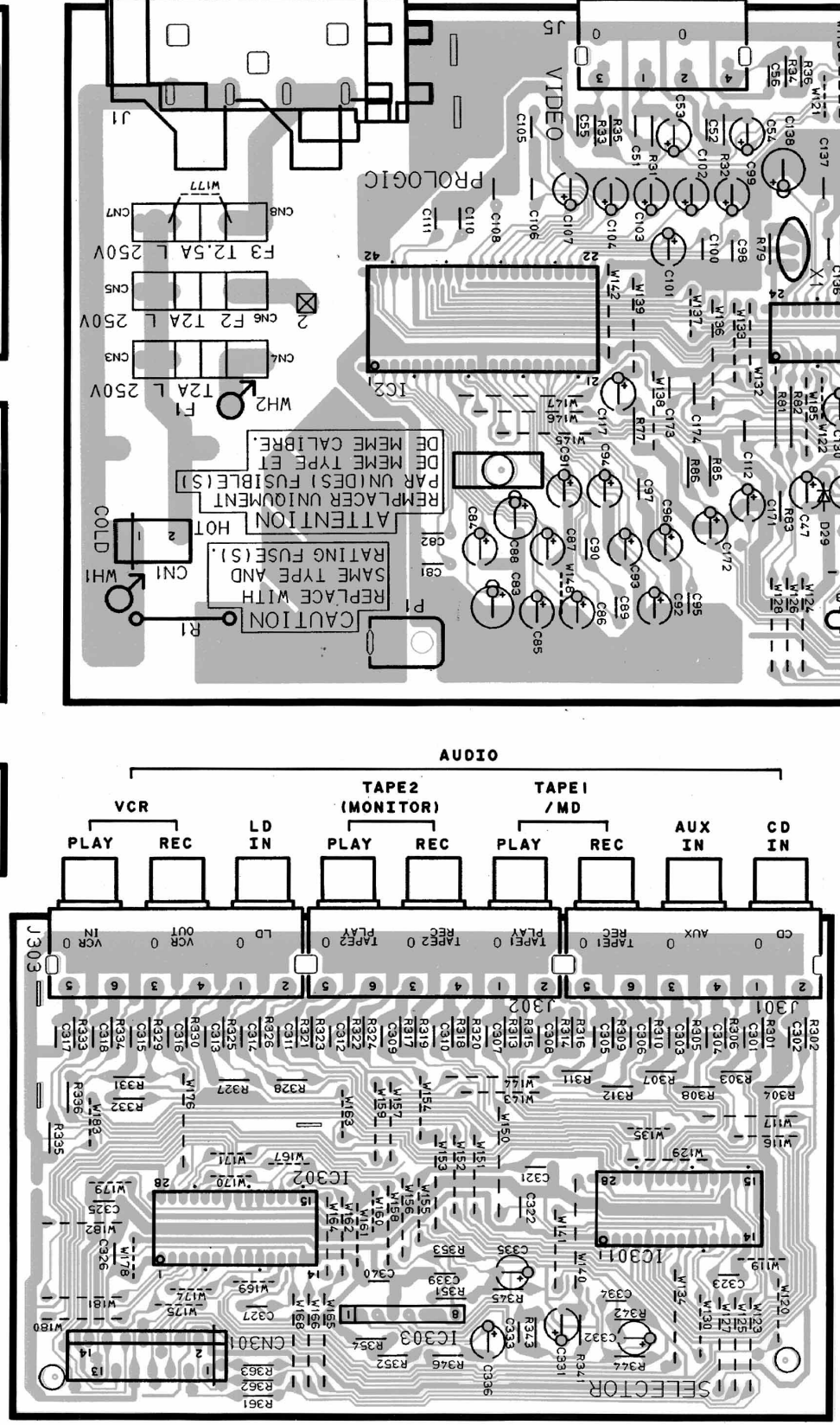


(X09- ) (C/5)

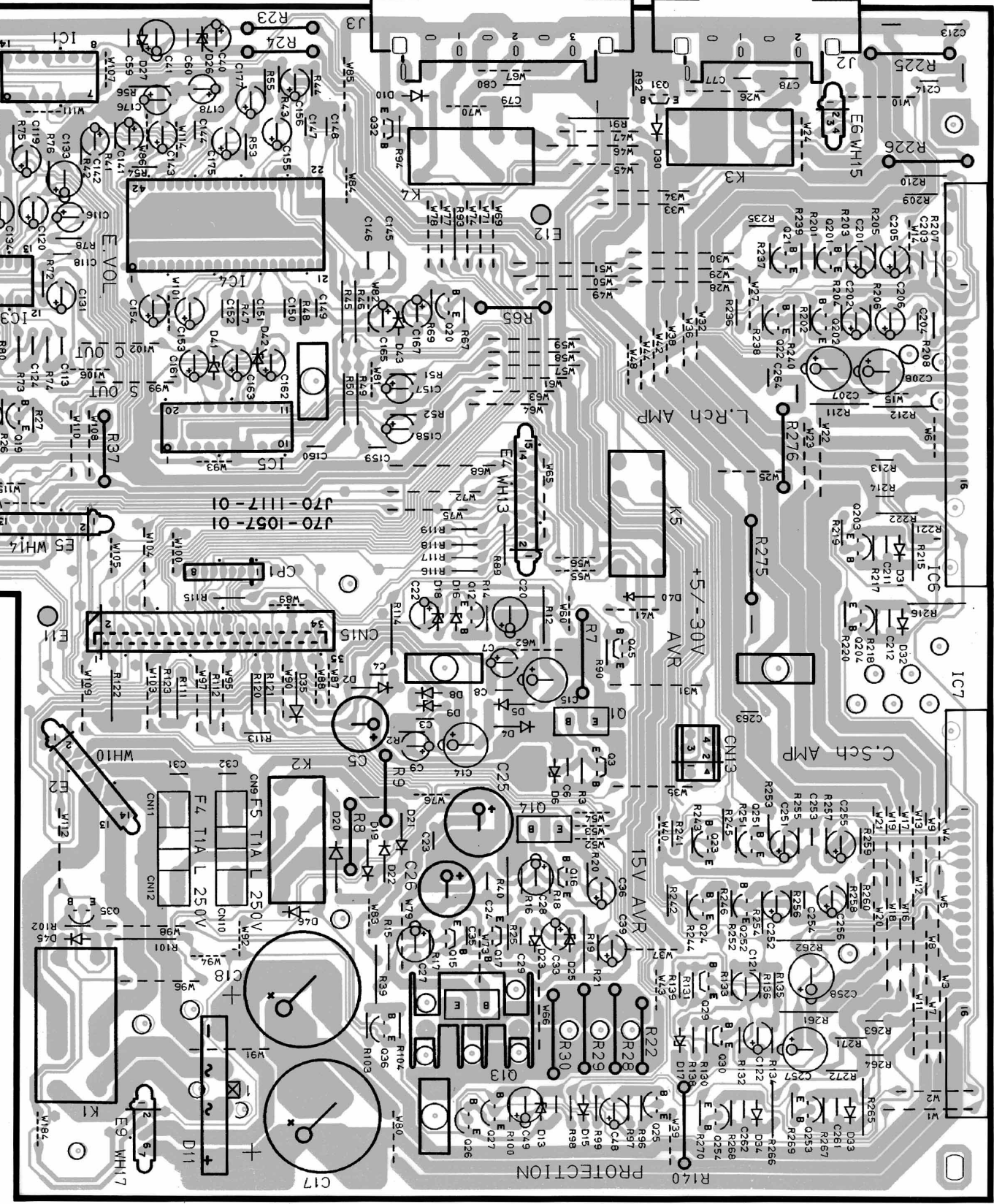


(X09- ) (E/5)

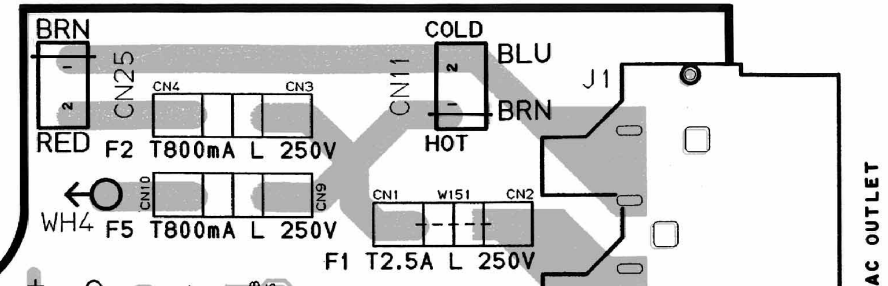
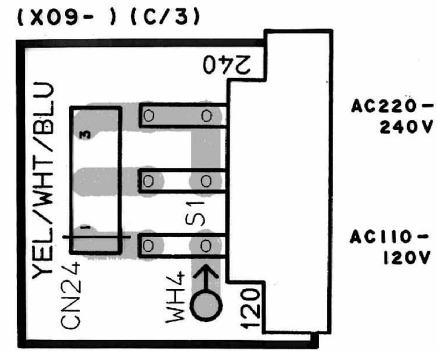
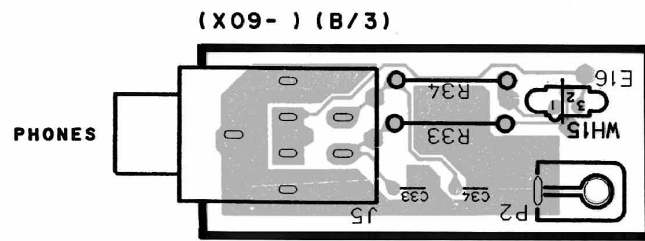
(X09- ) (B/5)



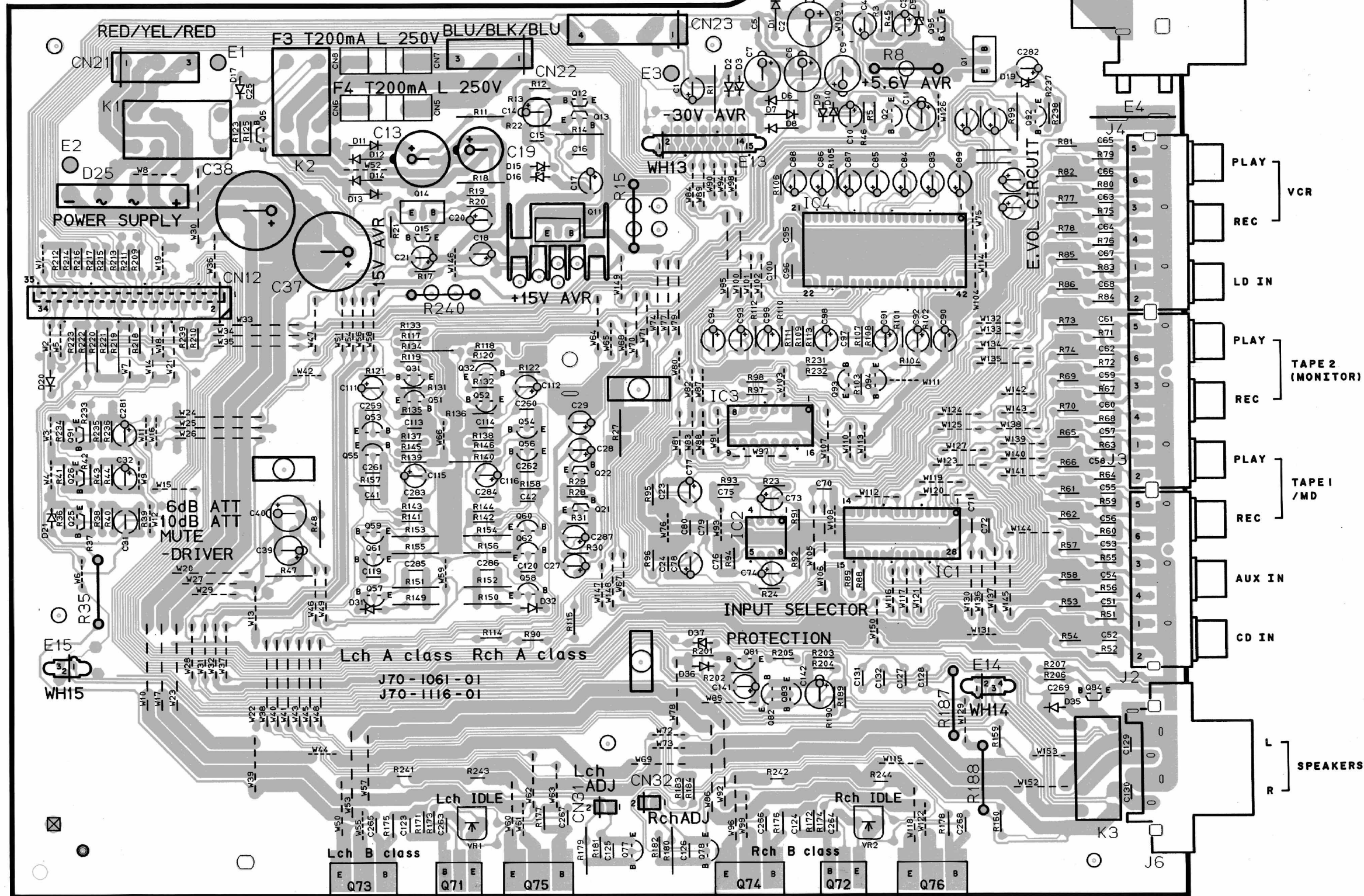
(X09-467X-XX)  
(X09-479X-XX) (A/5)



# PC BOARD(Component side view)

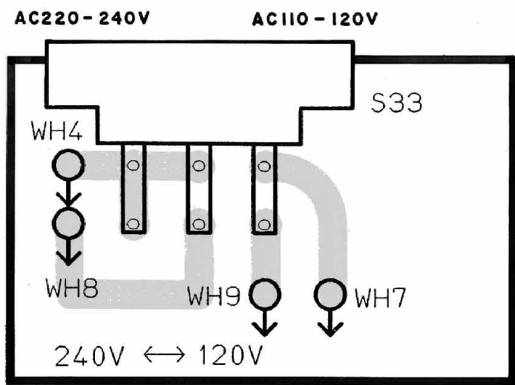


(X09-478X-XX)  
(X09-473X-XX) (A/3)

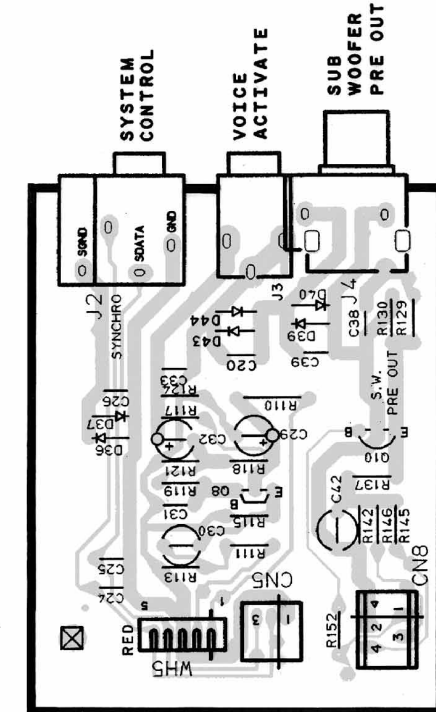
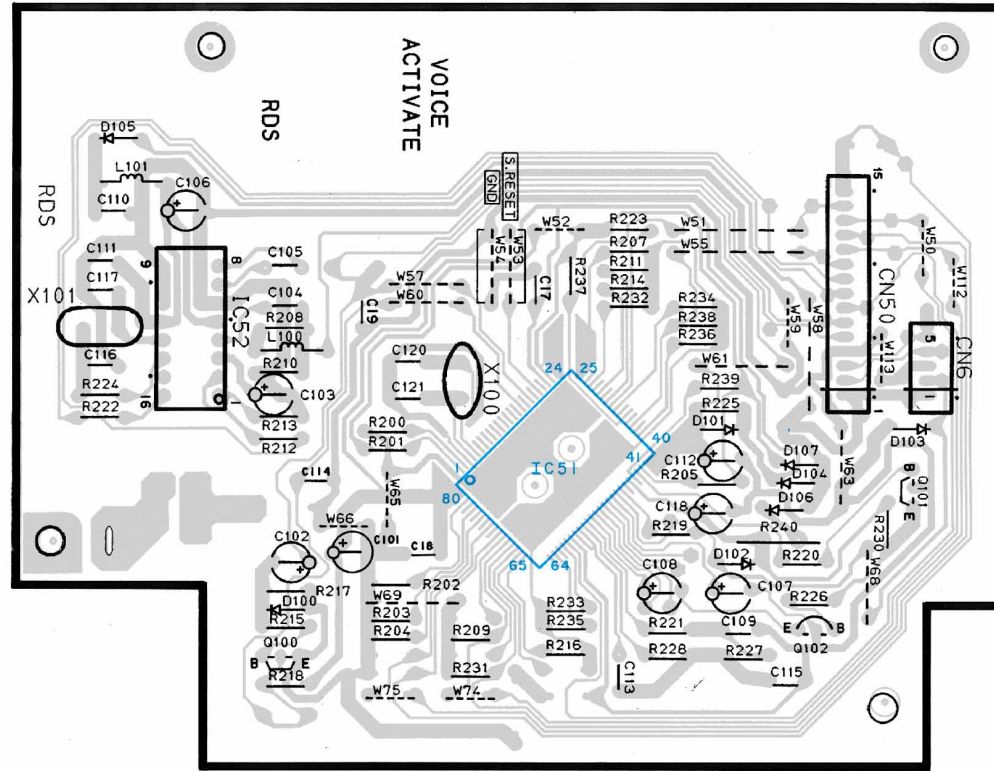


# PC BOARD(Component side view)

1  
2  
3  
4  
5  
6  
7

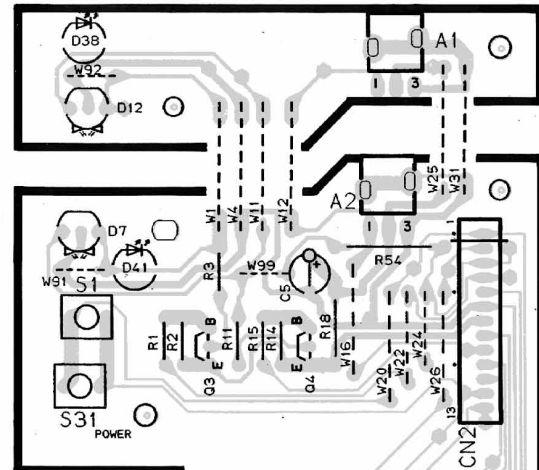


(X14- ) (B/II)

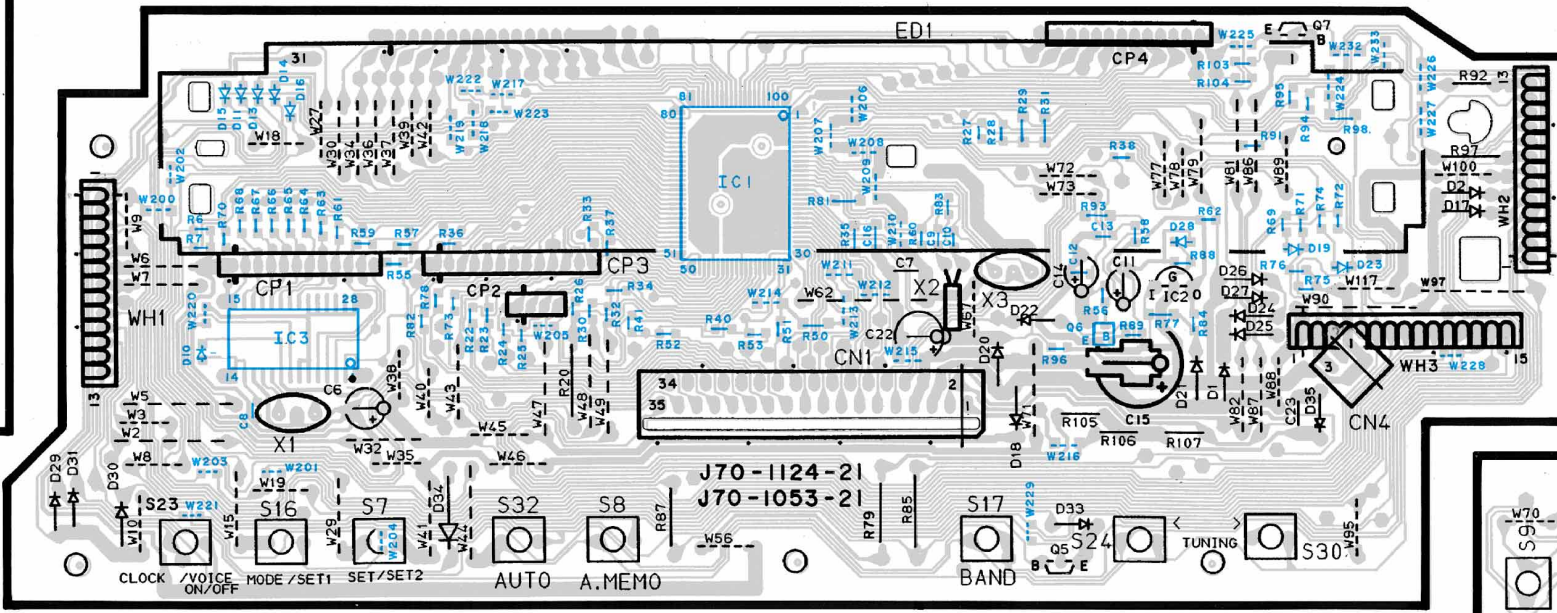


(X14- ) (E/II)

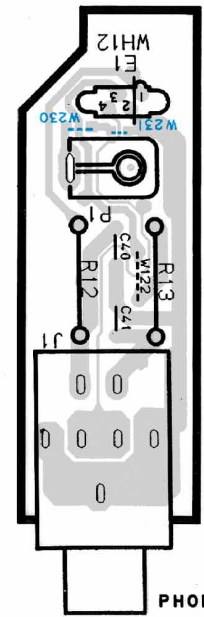
(X14- ) (G/II)



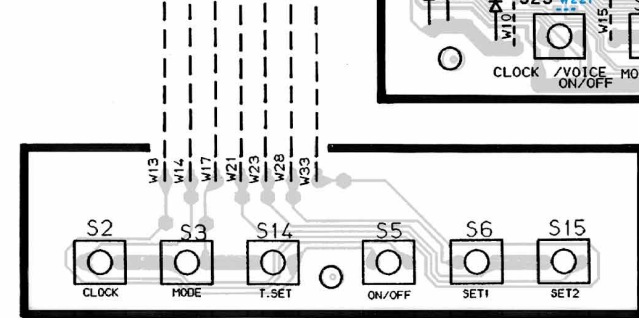
(X14-448X-XX)  
(X14-464X-XX) (A/II)



(X14- ) (F/II)

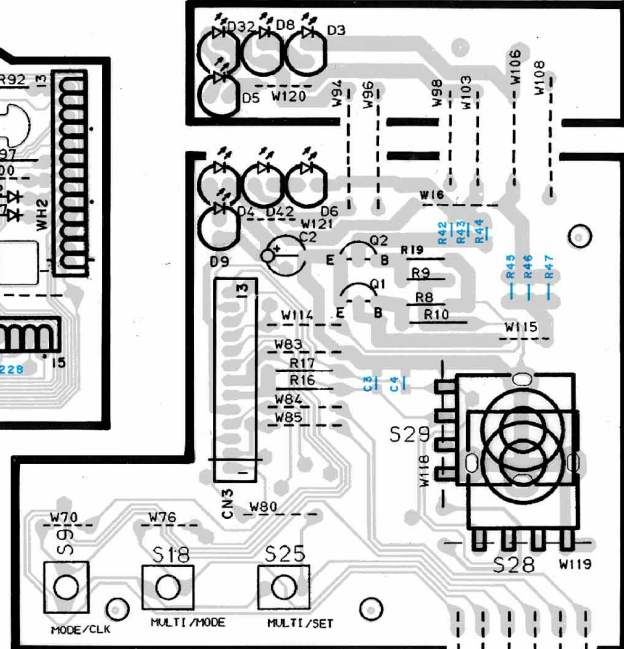


(X14- ) (C/II)

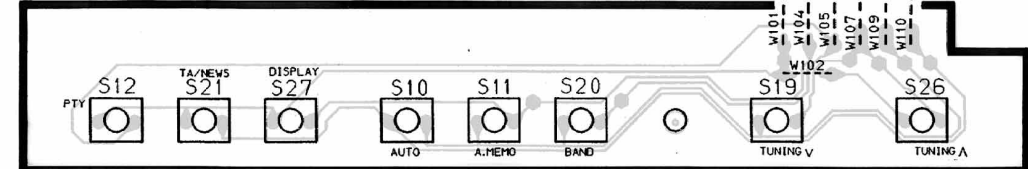


(X14- ) (J/II)

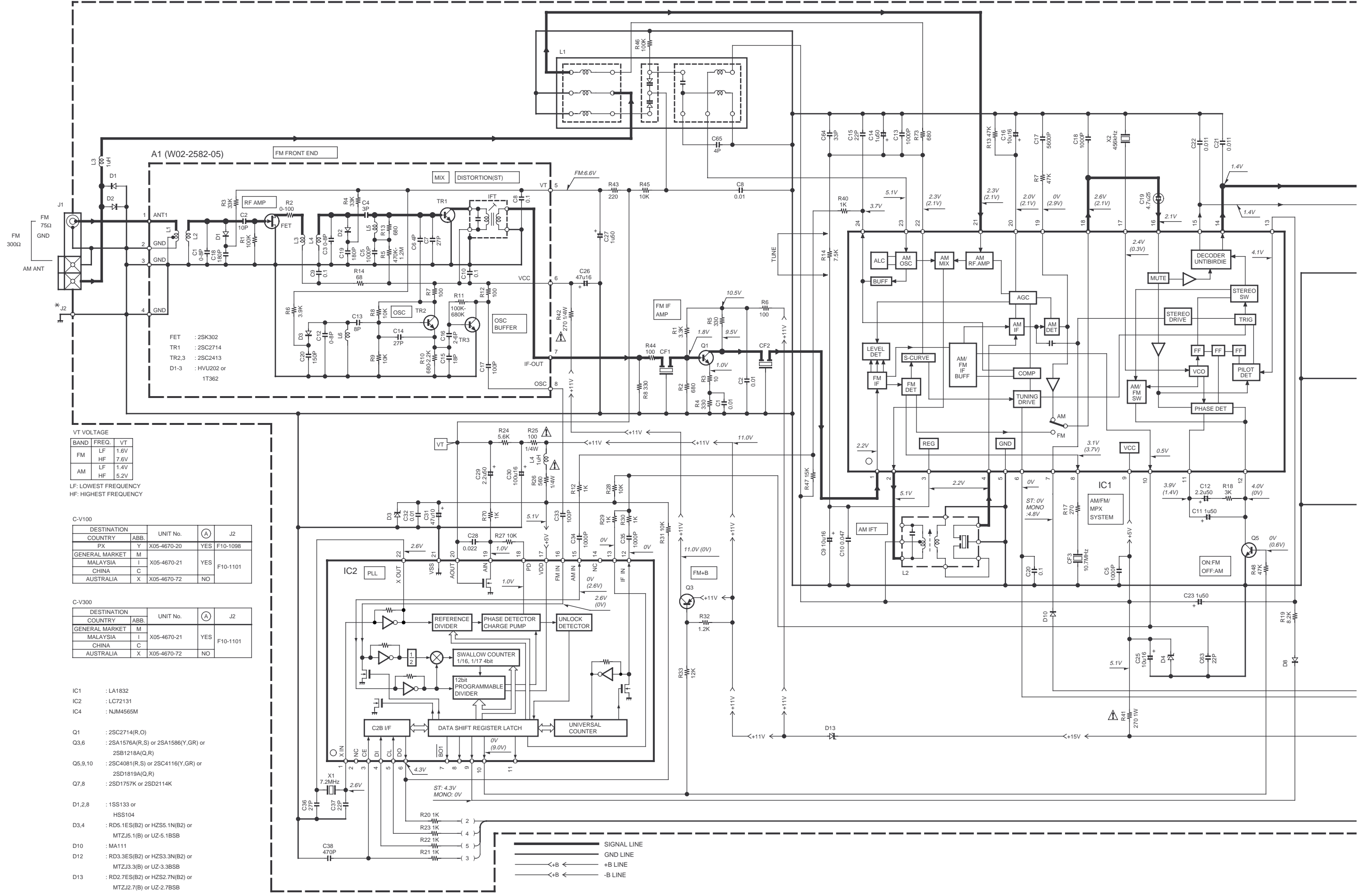
(X14- ) (H/II)



(X14- ) (D/II)



(X14- ) (I/II)



VT VOLTAGE

BAND	FREQ.	VT
FM	LF	1.6V
	HF	7.6V
AM	LF	1.4V
	HF	5.2V

LF: LOWEST FREQUENCY  
HF: HIGHEST FREQUENCY

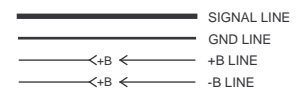
C-V100

DESTINATION	COUNTRY	ABB.	UNIT No.	(A)	J2
PX	Y		X05-4670-20	YES	F10-1098
GENERAL MARKET	M				
MALAYSIA	I		X05-4670-21	YES	F10-1101
CHINA	C				
AUSTRALIA	X		X05-4670-72	NO	

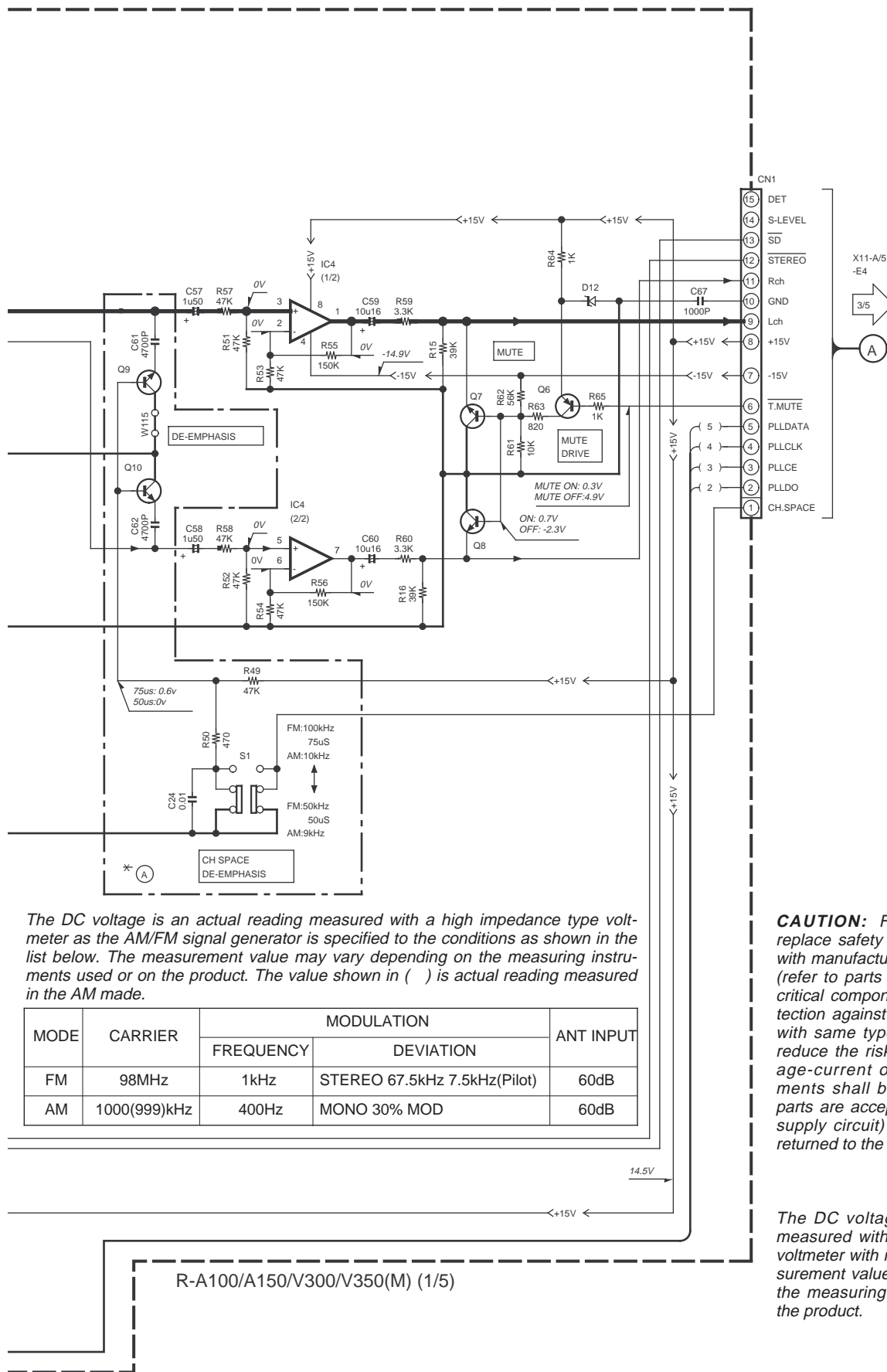
C-V300

DESTINATION	COUNTRY	ABB.	UNIT No.	(A)	J2
GENERAL MARKET	M				
MALAYSIA	I		X05-4670-21	YES	F10-1101
CHINA	C				
AUSTRALIA	X		X05-4670-72	NO	

- IC1 : LA1832
- IC2 : LC72131
- IC4 : NJM4565M
- Q1 : 2SC2714(R,O)
- Q3,6 : 2SA1576A(R,S) or 2SA1586(Y,GR) or 2SB1218A(Q,R)
- Q5,9,10 : 2SC4081(R,S) or 2SC4116(Y,GR) or 2SD1819A(Q,R)
- Q7,8 : 2SD1757K or 2SD2114K
- D1,2,8 : 1S5133 or HSS104
- D3,4 : RD5.1ES(B2) or HZS5.1N(B2) or MTZJ5.1(B) or UZ-5.1BSB
- D10 : MA111
- D12 : RD3.3ES(B2) or HZS3.3N(B2) or MTZJ3.3(B) or UZ-3.3BSB
- D13 : RD2.7ES(B2) or HZS2.7N(B2) or MTZJ2.7(B) or UZ-2.7BSB







**CAUTION:** For continued safety, replace safety critical components only with manufacturer's recommended parts (refer to parts list).  $\Delta$  indicates safety critical components. For continued protection against risk of fire, replace only with same type and rating fuse(s). To reduce the risk of electric shock, leakage-current or resistance measurements shall be carried out (exposed parts are acceptably insulated from the supply circuit) before the appliance is returned to the customer.

The DC voltage is an actual reading measured with a high impedance type voltmeter with no signal input. The measurement value may vary depending on the measuring instruments used or on the product.

# R-A100/A150/V300/V350

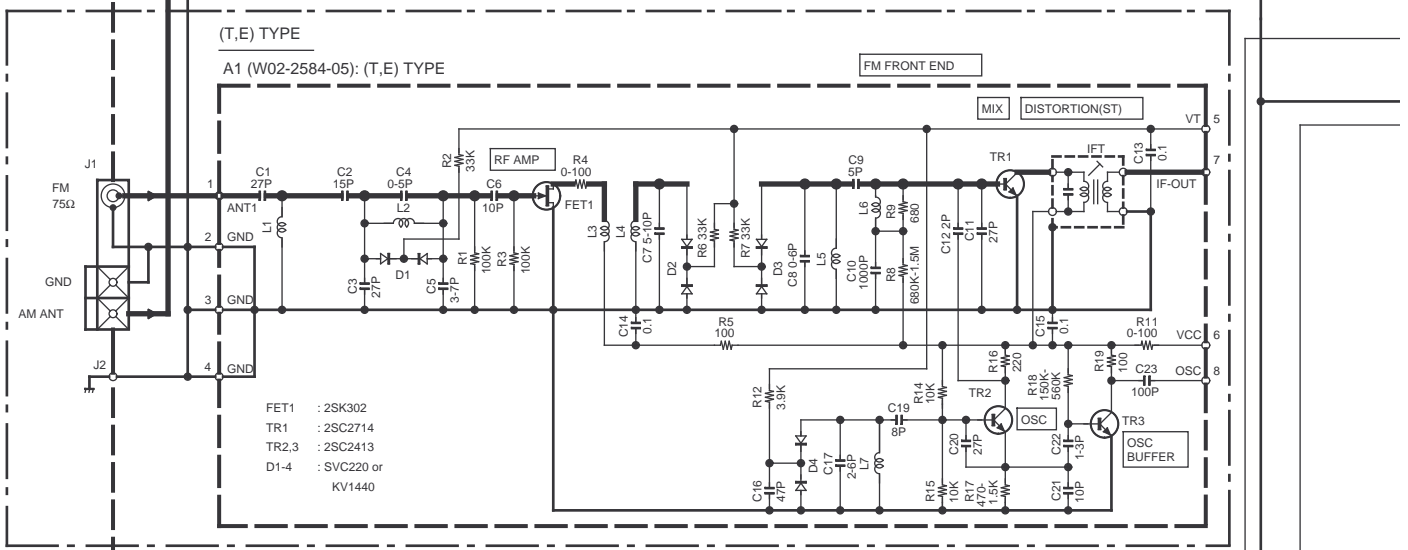
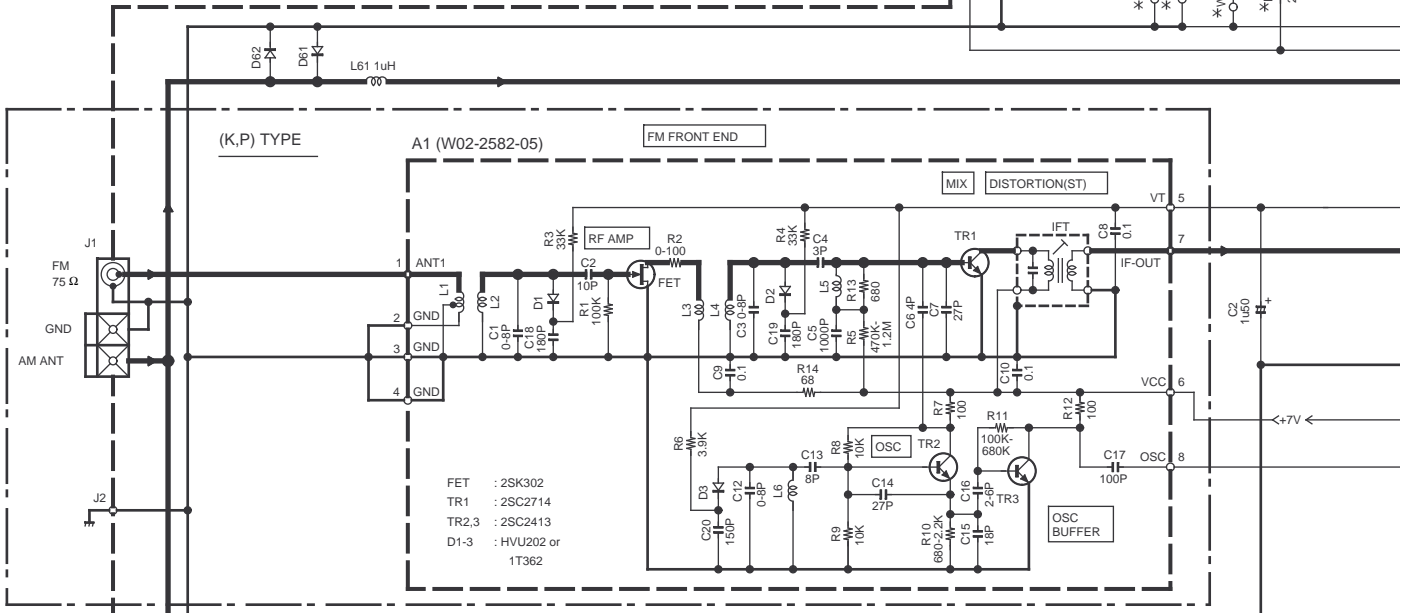
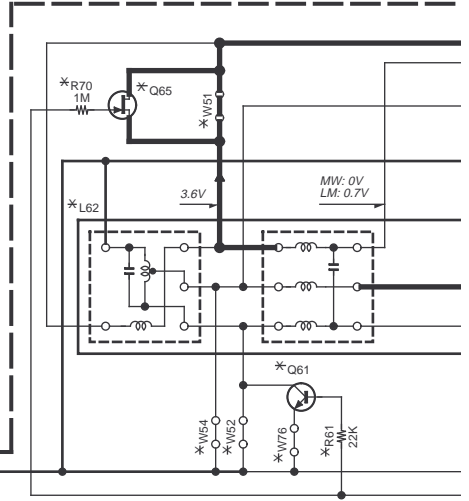
C-V150/V350 (X05-468X-XX)

DESTINATION COUNTRY ABB.	UNIT No.	(A) - (C)	R3	R16, 20	R61-66, 68,70	C53, 54	C62, 63	C73	Q61-65	CF1,2	L62	W11	W6,13, 56,76	W51,52, 54,55
EUROPE	E	2-71	YES	1.8K	10	NO	NO	NO	NO	L72-0536 (MS3)	L39-1351	NO	NO	YES
U.K.	T	0-51	YES	1.8K	10	YES	YES	NO	YES	L72-0536 (MS3)	L39-1352	NO	YES	NO

C-V100 (X05-4680-10)

DESTINATION COUNTRY ABB.	UNIT No.	(A) - (C)	R3	R16, 20	R61-66, 68,70	C53, 54	C62, 63	C73	Q61-65	CF1,2	L62	W11	W6,13, 56,76	W51,52, 54,55
U.S.A.	K	0-10	NO	560	15	NO	NO	YES	NO	L72-0596 (MS2)	L39-1351	YES	NO	YES
CANADA	P	0-10	NO	560	15	NO	NO	YES	NO	L72-0596 (MS2)	L39-1351	YES	NO	YES

R-A150 (E,T)  
R-V350 (K,P,E,T)



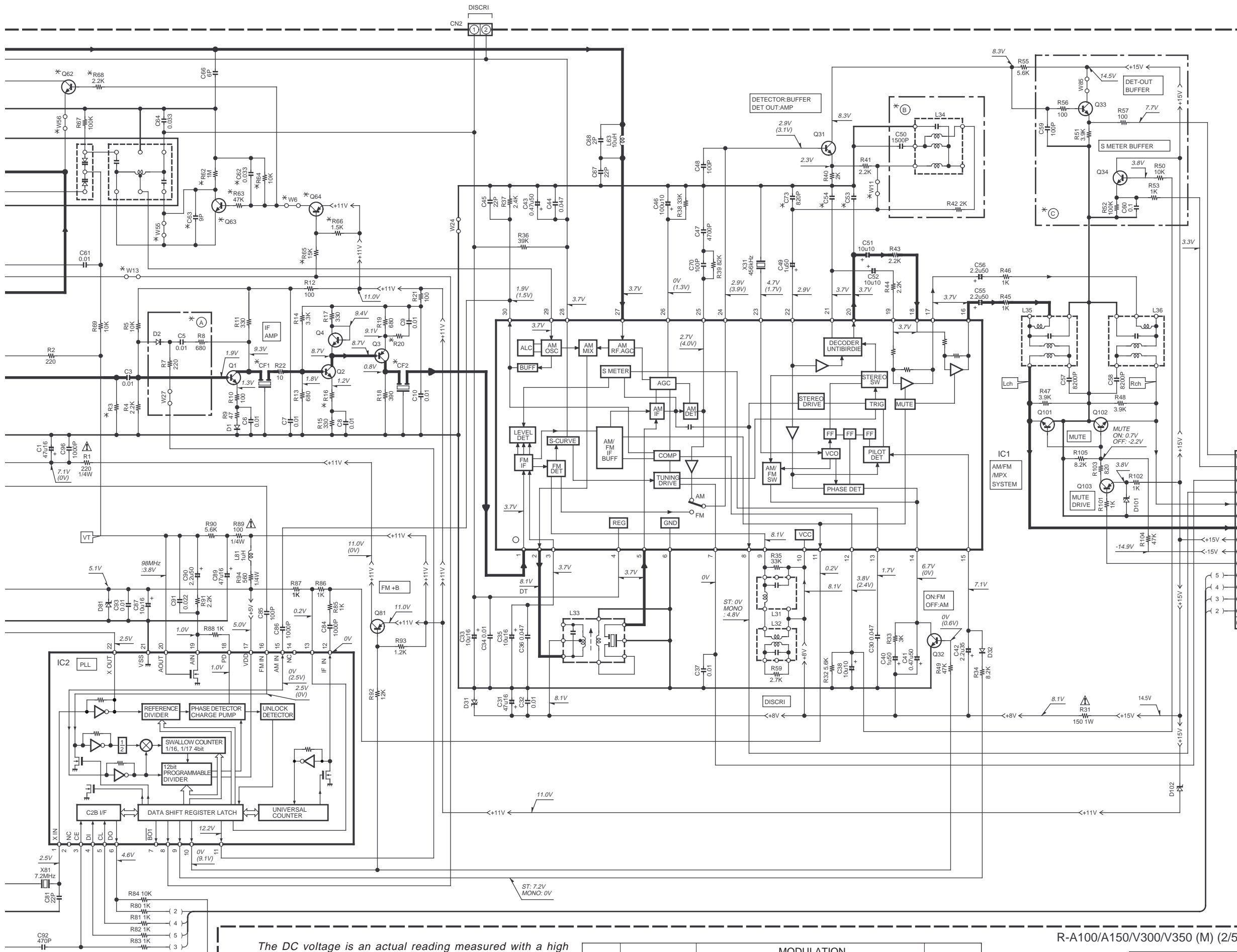
IC1 : LA1836	D1,2,32,61,62 : 1SS133 or HSS104
IC2 : LC72131	D31 : RD8.2ES(B2) or HZS8.2N(B2)
Q1,2,4,31-34,61,62 : 2SC4081(R,S) or 2SC4116(Y,GR)	D81 : RD5.1ES(B2) or HZS5.1(B2)
Q3,64,81,103 : 2SA1576A(R,S) or 2SA1586(Y,GR)	D101 : RD3.3ES(B2) or HZS3.3N(B2)
Q63 : 2SC2878(B)	D102 : RD2.7ES(B2) or HZS2.7N(B2)
Q65 : 2SK302(Y,GR)	
Q101,102 : 2SD1757K	

VT VOLTAGE

BAND	FREQ.	VT
FM	LF	1.6V
	HF	7.8V
AM	LF	1.3V
	HF	5.0V

LF: LOWEST FREQUENCY  
HF: HIGHEST FREQUENCY

C82 27P



R-A100/A150/V300/V350 (M) (2/5)

**CAUTION:** For continued safety, replace safety critical components only with manufacturer's recommended parts (refer to parts list).  $\Delta$  indicates safety critical components. For continued protection against risk of fire, replace only with same type and rating fuse(s). To reduce the risk of electric shock, leakage-current or resistance measurements shall be carried out (exposed parts are acceptably insulated from the supply circuit) before the appliance is returned to the customer.

The DC voltage is an actual reading measured with a high impedance type voltmeter with no signal input. The measurement value may vary depending on the measuring instruments used or on the product.

The DC voltage is an actual reading measured with a high impedance type voltmeter as the AM/FM signal generator is specified to the conditions as shown in the list below. The measurement value may vary depending on the measuring instruments used or on the product. The value shown in ( ) is actual reading measured in the AM made.

MODE	CARRIER	MODULATION		ANT INPUT
		FREQUENCY	DEVIATION	
FM	98MHz	1kHz	STEREO 67.5kHz 7.5kHz(Pilot)	60dB
AM	1000(999)kHz	400Hz	MONO 30% MOD	60dB

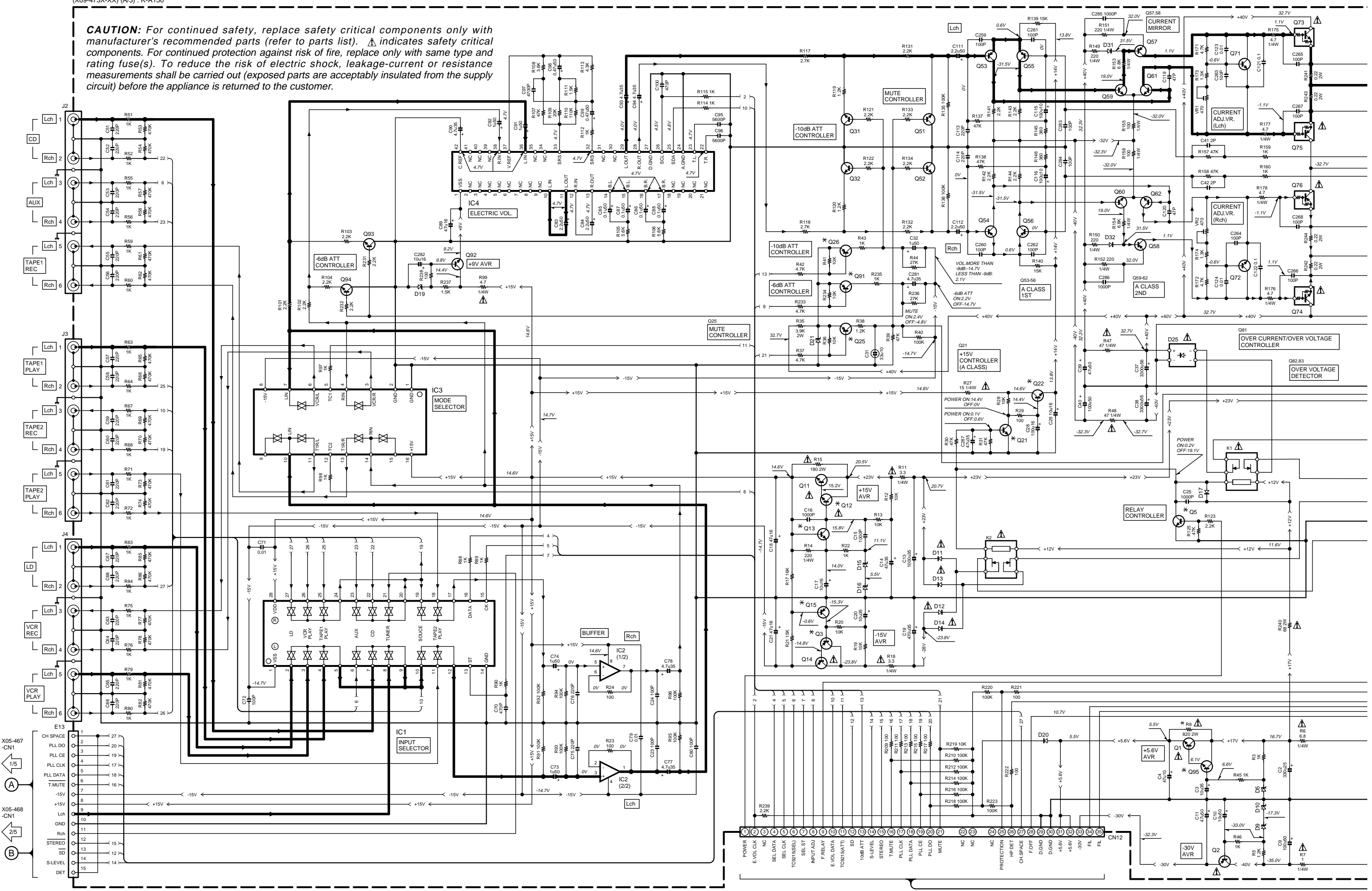
Y05-3540-20

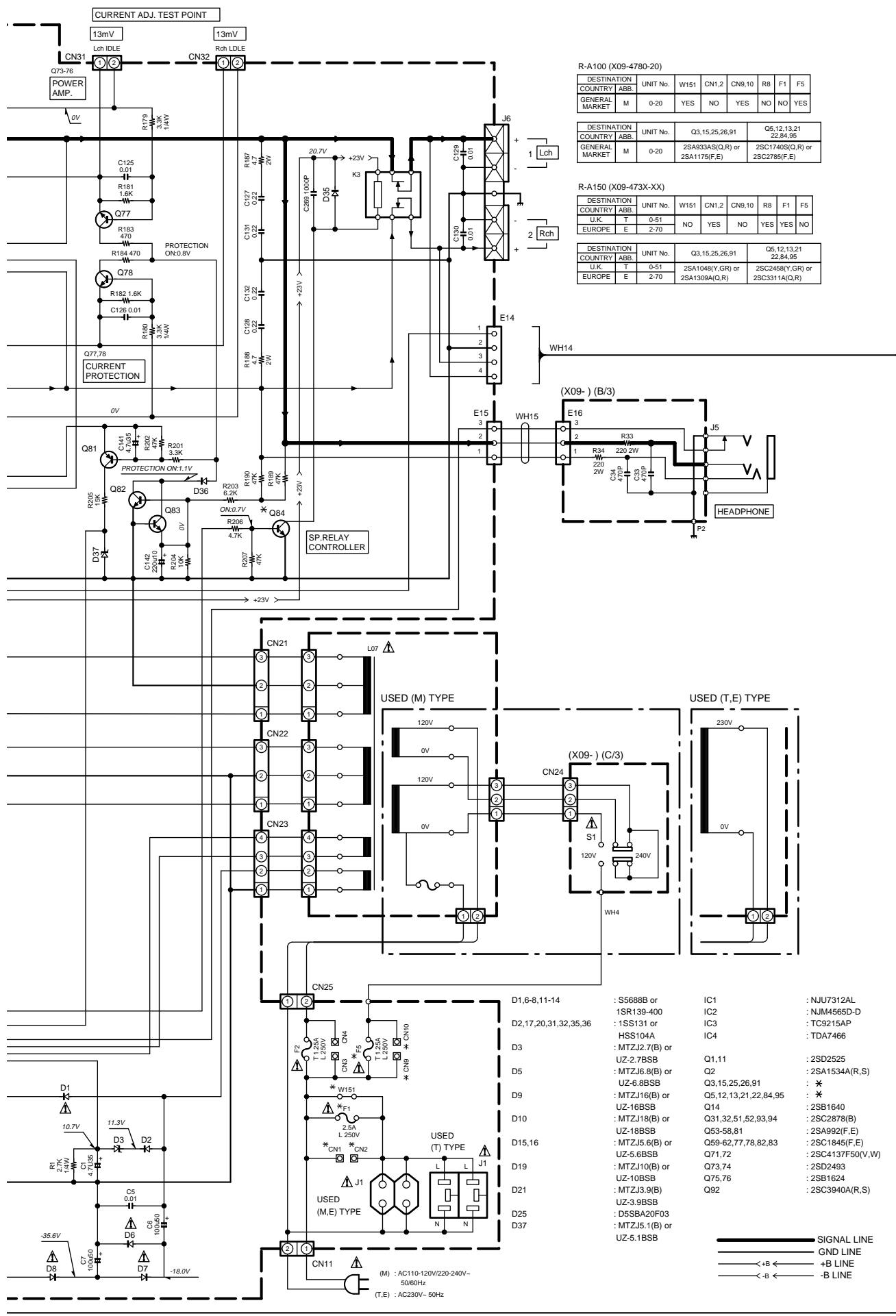
# R-A100/A150/V300/V350

**KENWOOD**

AUDIO UNIT  
(X09-4780-20) (A/3) : R-A100  
(X09-473X-XX) (A/3) : R-A150

**CAUTION:** For continued safety, replace safety critical components only with manufacturer's recommended parts (refer to parts list). ⚠ indicates safety critical components. For continued protection against risk of fire, replace only with same type and rating fuse(s). To reduce the risk of electric shock, leakage-current or resistance measurements shall be carried out (exposed parts are acceptably insulated from the supply circuit) before the appliance is returned to the customer.





R-A100 (X09-4780-20)

DESTINATION	COUNTRY	ABB.	UNIT No.	W151	CN1,2	CN9,10	R8	F1	F5
GENERAL MARKET	M	0-20	YES	NO	YES	NO	NO	NO	YES

R-A150 (X09-473X-XX)

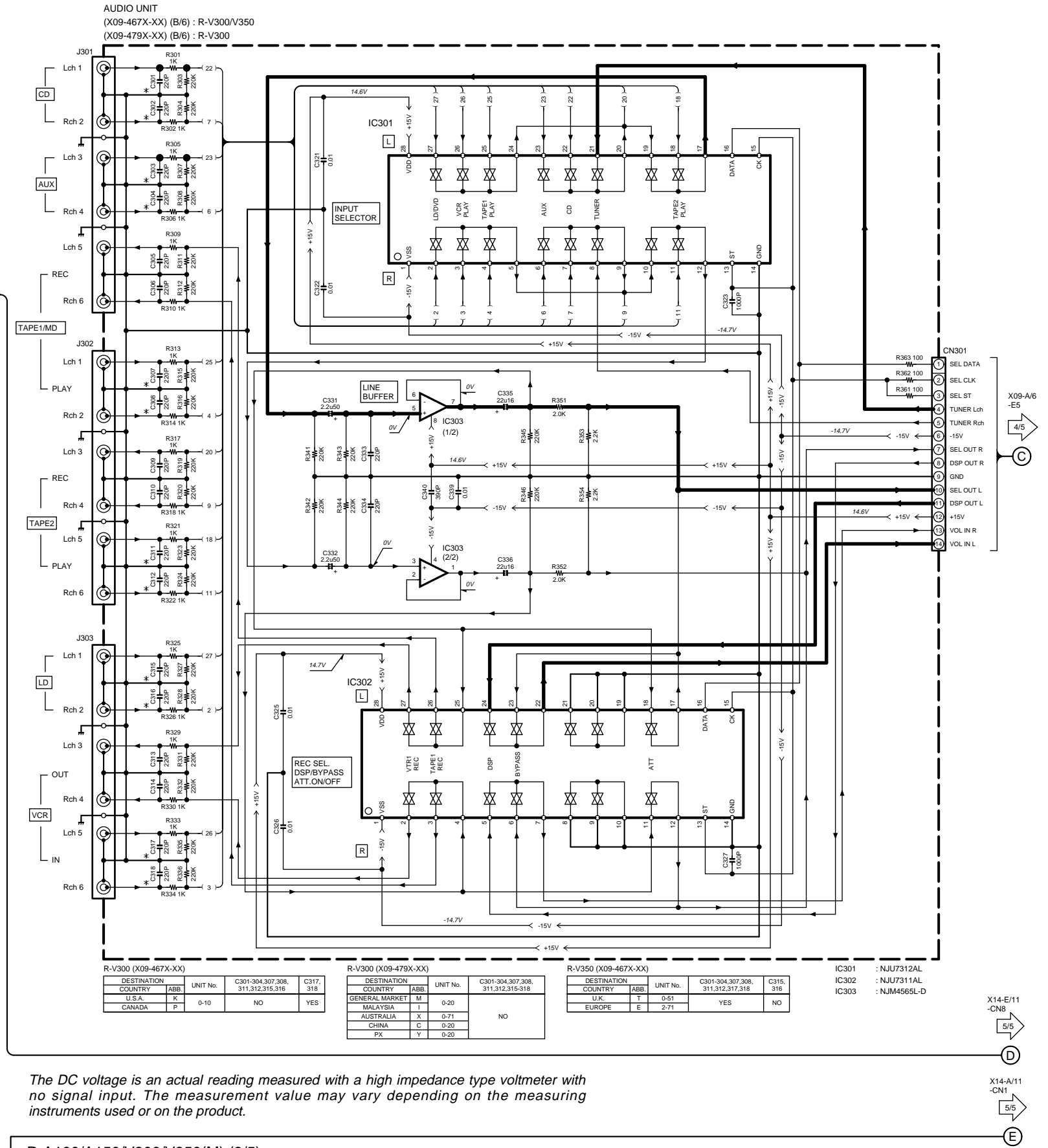
DESTINATION	COUNTRY	ABB.	UNIT No.	W151	CN1,2	CN9,10	R8	F1	F5
U.K.	T	0-51	NO	YES	NO	NO	YES	YES	NO
EUROPE	E	2-70	NO	YES	NO	NO	YES	YES	NO

R-A100 (X09-4780-20) (continued)

DESTINATION	COUNTRY	ABB.	UNIT No.	Q3,15,25,26,91	Q5,12,13,21
GENERAL MARKET	M	0-20	2SA933A(S,Q,R) or 2SA1175(F,E)	YES	2SC1740(S,Q,R) or 2SC2785(F,E)

R-A150 (X09-473X-XX) (continued)

DESTINATION	COUNTRY	ABB.	UNIT No.	Q3,15,25,26,91	Q5,12,13,21
U.K.	T	0-51	2SA1048(Y,GR) or 2SA1309A(Q,R)	YES	2SC2458(Y,GR) or 2SC3311A(Q,R)
EUROPE	E	2-70	2SA1048(Y,GR) or 2SA1309A(Q,R)	YES	2SC2458(Y,GR) or 2SC3311A(Q,R)



R-V300 (X09-467X-XX)

DESTINATION	COUNTRY	ABB.	UNIT No.	C301-304,307,308,311,312,315,316	C317,318
U.S.A.	K	0-10	NO	NO	YES
CANADA	P	0-10	NO	NO	YES

R-V300 (X09-479X-XX)

DESTINATION	COUNTRY	ABB.	UNIT No.	C301-304,307,308,311,312,315,316	C315,316
U.S.A.	K	0-20	NO	NO	NO
MALAYSIA	I	0-20	NO	NO	NO
AUSTRALIA	X	0-71	NO	NO	NO
CHINA	C	0-20	NO	NO	NO
PX	Y	0-20	NO	NO	NO

R-V350 (X09-467X-XX)

DESTINATION	COUNTRY	ABB.	UNIT No.	C301-304,307,308,311,312,317,318	C315,316
U.K.	T	0-51	YES	YES	NO
EUROPE	E	2-71	YES	YES	NO

IC301 : NJU7312AL  
 IC302 : NJU7311AL  
 IC303 : NJM4565L-D

The DC voltage is an actual reading measured with a high impedance type voltmeter with no signal input. The measurement value may vary depending on the measuring instruments used or on the product.

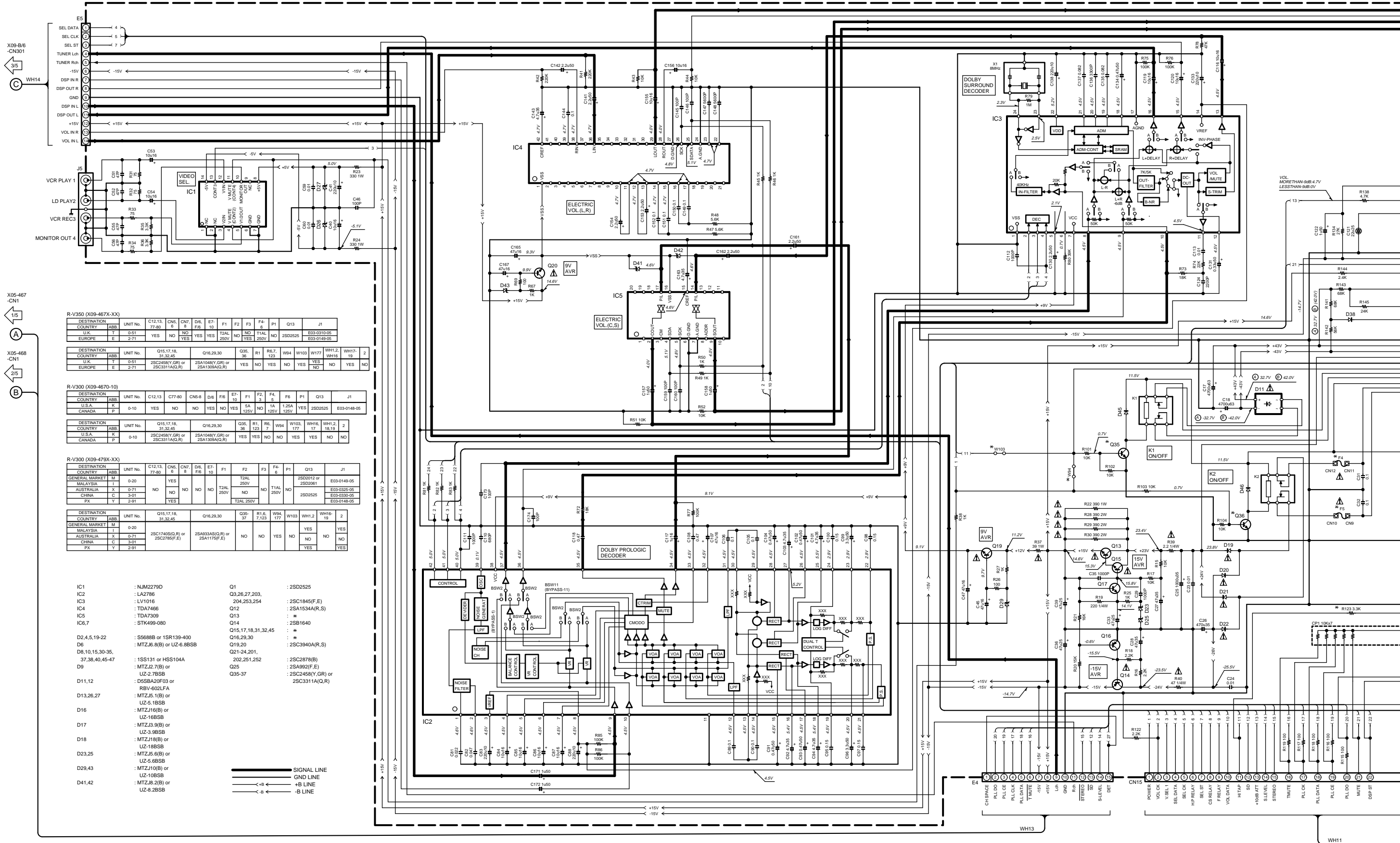
R-A100/A150/V300/V350(M) (3/5)

Y05-3540-20

# R-A100/A150/V300/V350

**KENWOOD**

AUDIO UNIT  
(X09-467X-XX) (A/6) : R-V300/V350  
(X09-479X-XX) (A/6) : R-V300



R-V350 (X09-467X-XX)

DESTINATION	COUNTRY	ABB.	UNIT No.	C12,13	CNS	D/E	E7-10	F1	F2	F3	F4	P1	Q13	J1
U.K.	T	9-51	NO	NO	NO	YES	T2AL	NO	NO	NO	T1AL	NO	2SD2525	E03-0310-05
EUROPE	E	2-71	NO	NO	NO	YES	T250V	NO	NO	NO	T1AL	NO	2SD2525	E03-0149-05

R-V300 (X09-4670-10)

DESTINATION	COUNTRY	ABB.	UNIT No.	C12,13	C7-8	CNS-6	D/E	F1-10	F2	F3	F4	P1	Q13	J1
U.S.A.	K	0-10	YES	NO	NO	NO	YES	NO	NO	NO	1A	1.25A	125V	YES
CANADA	P	0-10	YES	NO	NO	NO	YES	NO	NO	NO	1A	1.25A	125V	YES

R-V300 (X09-479X-XX)

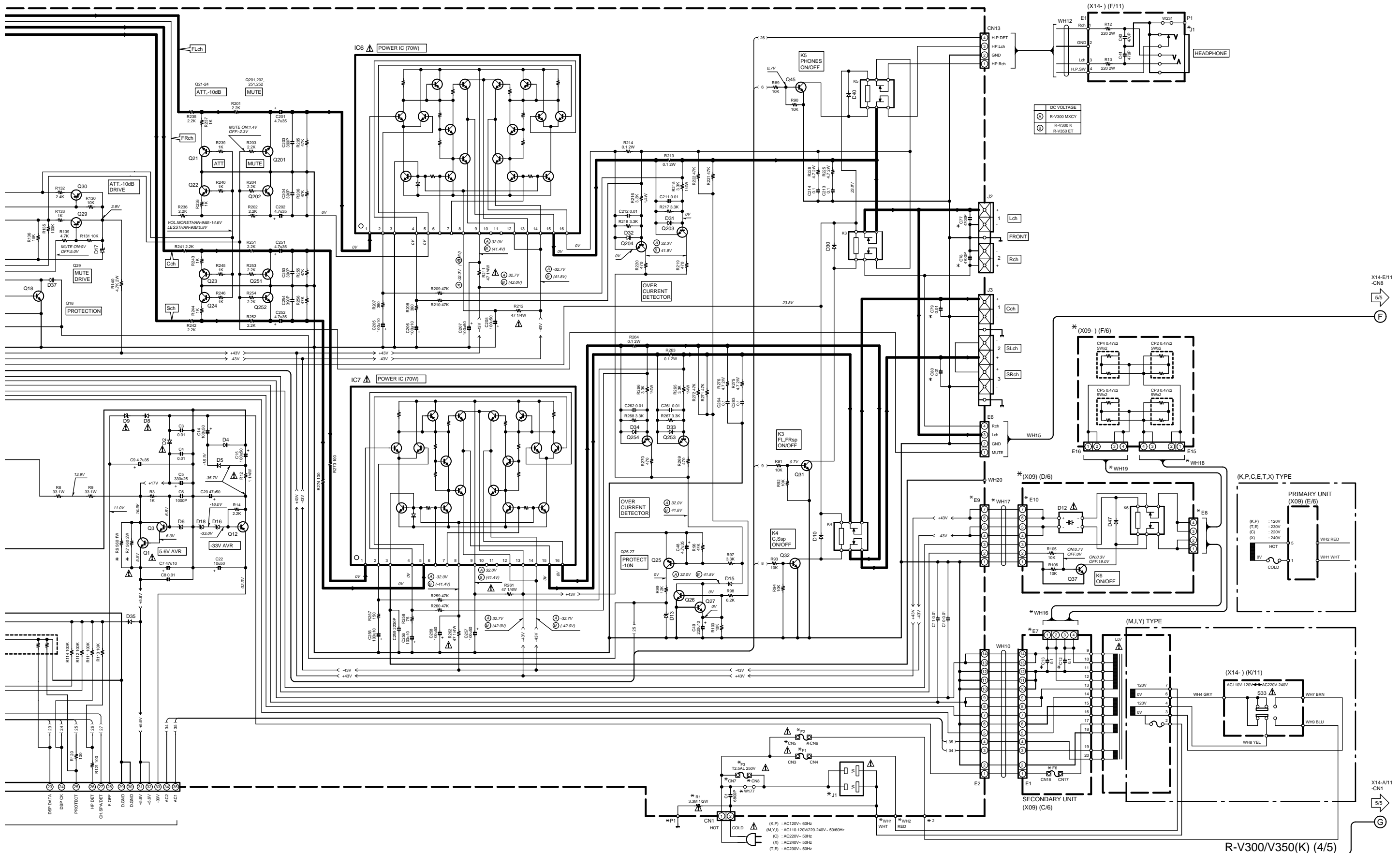
DESTINATION	COUNTRY	ABB.	UNIT No.	C12,13	CNS	D/E	E7-10	F1	F2	F3	F4	P1	Q13	J1
GENERAL MARKET	M	0-20	YES	NO	NO	NO	NO	T2AL	NO	NO	T1AL	NO	2SD2525	E03-0310-05
U.S.A.	K	0-10	YES	NO	NO	NO	NO	T2AL	NO	NO	T1AL	NO	2SD2525	E03-0310-05
CANADA	P	0-10	YES	NO	NO	NO	NO	T2AL	NO	NO	T1AL	NO	2SD2525	E03-0310-05

IC1 : NJM2279D Q1 : 2SD2525  
 IC2 : LA2786 Q3,26,27,203 : 2SC1845(F,E)  
 IC3 : LV1016 204,253,254 : 2SA1534A(R,S)  
 IC4 : TDA7466 Q12 : 2SA1534A(R,S)  
 IC5 : TDA7309 Q13 : \*  
 IC6,7 : STK499-080 Q14 : 2SB1640  
 Q15,17,18,31,32,45 : \*  
 D2,4,5,19-22 : S5688B or 1SR139-400 Q16,29,30 : \*  
 D6 : MTZJ6(B) or UZ-6.8BSB Q19,20 : 2SC3940A(R,S)  
 D8,10,15,30-35, 37,38,40,45-47 : 1SS131 or HSS104A 202,251,252 : 2SC2878(B)  
 D9 : MTZJ2(B) or UZ-2.7BSB Q25 : 2SA992(F,E)  
 D11,12 : DS5B20F(03) or RBV-602LFA Q35-37 : 2SC2458(Y,GR) or 2SC3311A(Q,R)  
 D13,26,27 : MTZJ5.1(B) or UZ-5.1BSB  
 D16 : MTZJ16(B) or UZ-16BSB  
 D17 : MTZJ3.9(B) or UZ-3.9BSB  
 D18 : MTZJ18(B) or UZ-18BSB  
 D23,25 : MTZJ5.6(B) or UZ-5.6BSB  
 D29,43 : MTZJ10(B) or UZ-10BSB  
 D41,42 : MTZJ8.2(B) or UZ-8.2BSB

— SIGNAL LINE  
 — GND LINE  
 — +B LINE  
 — -B LINE

**CAUTION:** For continued safety, replace safety critical components only with manufacturer's recommended parts (refer to parts list).  $\Delta$  indicates safety critical components. For continued protection against risk of fire, replace only with same type and rating fuse(s). To reduce the risk of electric shock, leakage-current or resistance measurements shall be carried out (exposed parts are acceptably insulated from the supply circuit) before the appliance is returned to the customer.

The DC voltage is an actual reading measured with a high impedance type voltmeter with no signal input. The measurement value may vary depending on the measuring instruments used or on the product.



DC VOLTAGE

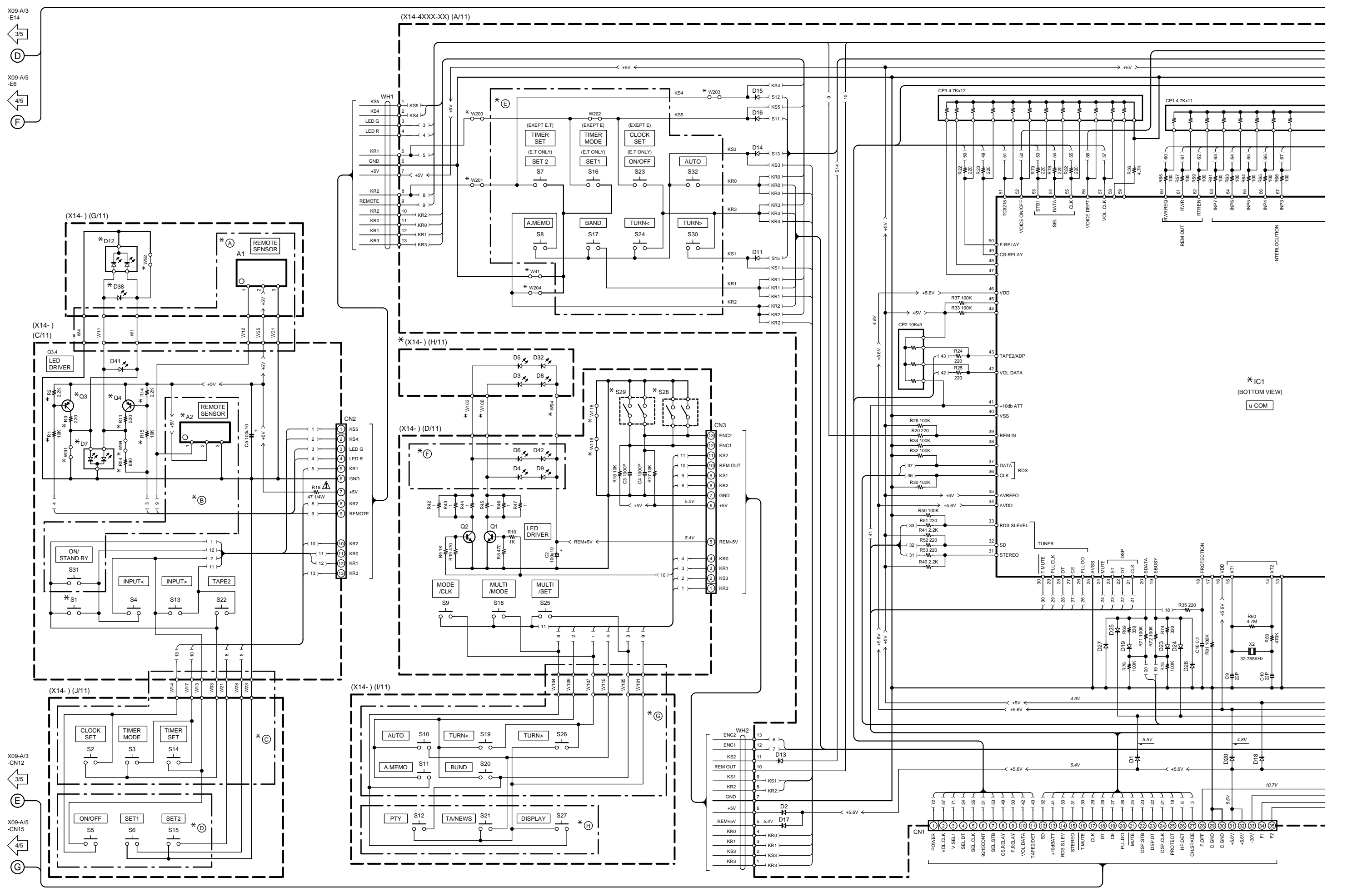
○	R-V300 MNCY
○	R-V300 K
○	R-V350 ET

R-V300/V350(K) (4/5)

# R-A100/A150/V300/V350

Y05-3540-20

KENWOOD



\*IC1  
(BOTTOM VIEW)  
u-COM

X09-A/3 -E14  
3/5  
D  
X09-A/5 -E6  
4/5  
F

X09-A/3 -CN12  
3/5  
E  
X09-A/5 -CN15  
4/5  
G

(X14-XXX-XX) (A/11)

(X14-) (G/11)

(X14-) (C/11)

(X14-) (H/11)

(X14-) (D/11)

(X14-) (J/11)

(X14-) (I/11)

CN1  
POWER  
VOL CLK  
V SEL1  
SEL DT  
SEL CLK  
82/SCONT  
SEL STB  
CS RELAY  
F RELAY  
VOL DATA  
TAPEZDET  
SP  
+10VBATT  
RDS SLEVEL  
STEREO  
T MUTE  
CLK  
DT  
PLL DO  
MUTE  
DSP STB  
DSP CLK  
PROTECT  
HP DET  
CH SPACE  
F OFF  
D GND  
D GND  
+5.6V  
-30V  
F1  
F2

WH2  
ENC2  
ENC1  
KS2  
REM OUT  
KS1  
KR2  
KR1  
GND  
+5V  
REM+5V  
KR0  
KR1  
KS3  
KR3

WH1  
KS5  
KS4  
LED G  
LED R  
GND  
+5V  
KR2  
REMO  
KR2  
KR0  
KR1  
KR3

CN2  
KS5  
KS4  
LED G  
LED R  
GND  
+5V  
KR2  
REMO  
KR2  
KR0  
KR1  
KR3

CN3  
ENC2  
ENC1  
REM OUT  
KS2  
KS1  
KR2  
KR1  
GND  
+5V  
REM+5V  
KR0  
KR1  
KS3  
KR3

72  
57  
71  
54  
55  
53  
52  
51  
49  
50  
42  
43  
32  
29  
28  
27  
26  
25  
24  
23  
22  
21  
20  
19  
18  
17  
16  
15  
14  
13

CP3 4.7Kx12  
R22  
R23  
R24  
R25  
R26  
R27  
R28  
R29  
R30  
R31  
R32  
R33  
R34  
R35  
R36  
R37  
R38  
R39  
R40  
R41  
R42  
R43  
R44  
R45  
R46  
R47  
R48  
R49  
R50  
R51  
R52  
R53  
R54  
R55  
R56  
R57  
R58  
R59  
R60  
R61  
R62  
R63  
R64  
R65  
R66  
R67  
R68  
R69  
R70  
R71  
R72  
R73  
R74  
R75  
R76  
R77  
R78  
R79  
R80  
R81  
R82  
R83  
R84  
R85  
R86  
R87  
R88  
R89  
R90  
R91  
R92  
R93  
R94  
R95  
R96  
R97  
R98  
R99  
R100

CP1 4.7Kx11  
R101  
R102  
R103  
R104  
R105  
R106  
R107  
R108  
R109  
R110  
R111  
R112  
R113  
R114  
R115  
R116  
R117  
R118  
R119  
R120  
R121  
R122  
R123  
R124  
R125  
R126  
R127  
R128  
R129  
R130  
R131  
R132  
R133  
R134  
R135  
R136  
R137  
R138  
R139  
R140  
R141  
R142  
R143  
R144  
R145  
R146  
R147  
R148  
R149  
R150

30 T MUTE  
29 PLL CLK  
28 DT  
27 CE  
26 PLL DO  
25 AVSS  
24 MUTE  
23 ST  
22 DSP  
21 S DATA  
20 S BUSY  
19  
18  
17  
16  
15  
14  
13

46 VDD  
45  
44  
43 TAPE2/ADP  
42 VOL DATA  
41 +10dB ATT  
40 VSS  
39 REM IN  
38  
37 DATA  
36 CLK  
35 AVREF0  
34 AVDD  
33 RDS SLEVEL  
32 SD  
31 STEREO

50 F-RELAY  
49 CS-RELAY  
48  
47  
46  
45  
44  
43  
42  
41  
40  
39  
38  
37  
36  
35  
34  
33  
32  
31

80  
79  
78  
77  
76  
75  
74  
73  
72  
71  
70  
69  
68  
67  
66  
65  
64  
63  
62  
61  
60  
59  
58  
57  
56  
55  
54  
53  
52  
51  
50  
49  
48  
47  
46  
45  
44  
43  
42  
41  
40  
39  
38  
37  
36  
35  
34  
33  
32  
31  
30  
29  
28  
27  
26  
25  
24  
23  
22  
21  
20  
19  
18  
17  
16  
15  
14  
13

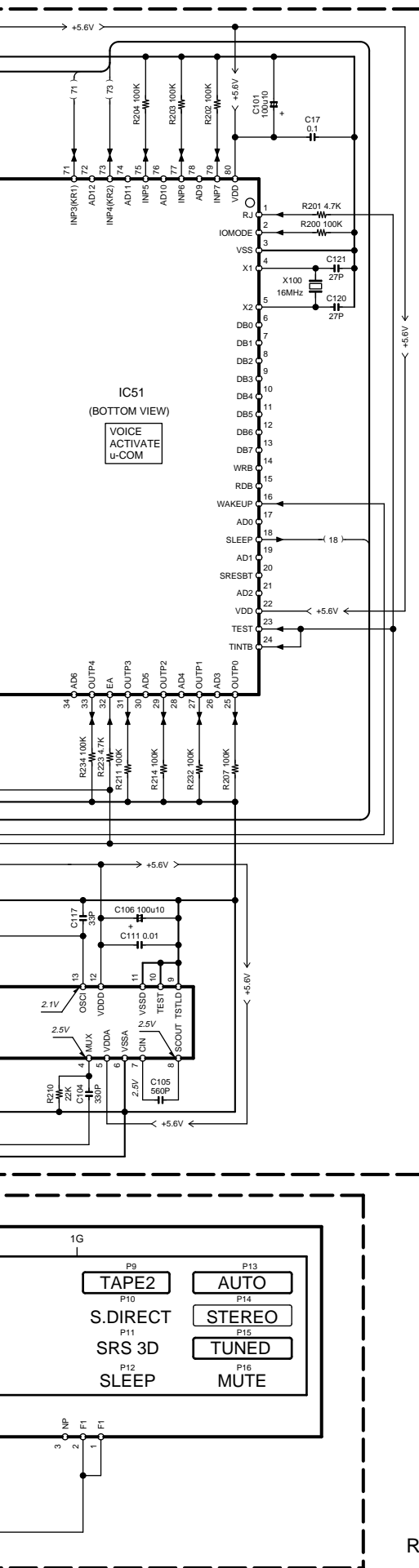
18  
17  
16  
15  
14  
13  
12  
11  
10  
9  
8  
7  
6  
5  
4  
3  
2  
1

18  
17  
16  
15  
14  
13  
12  
11  
10  
9  
8  
7  
6  
5  
4  
3  
2  
1

18  
17  
16  
15  
14  
13  
12  
11  
10  
9  
8  
7  
6  
5  
4  
3  
2  
1







- IC1 : \*
  - IC2 : S-806D-Z
  - IC3 : uPD17215GT-737
  - IC51 : RF5S830-0021
  - IC52 : SAA6579
- Q1,2 : 2SC3246  
 Q3,4,101 : 2SA1048(Y,GR) or 2SA1309A(Q,R)  
 Q5 : 2SA933AS(Q,R) or 2SA1175(F,E)  
 Q6 : 2SC4116(Y,GR)  
 Q7 : \*
- Q8,100,102 : 2SC2458(Y,GR) or 2SC3311A(Q,R)  
 Q10 : 2SC2878(B)
- D1,2,18,20-22,24-27,29-31,33,34,36,37,39,40,43,44,100-107 : 1SS131 or HSS104A  
 D3-6,8,9,32,42 : B30-2519-05  
 D38,41 : B30-2493-05  
 D10,11,13-16,19,23,28 : MA110  
 D7,12 : B30-2507-05  
 D17 : S5688B or 1SR139-400  
 D35 : MTZJ6.2(B) or UZ-6.2BS8

**CAUTION:** For continued safety, replace safety critical components only with manufacturer's recommended parts (refer to parts list).  $\Delta$  indicates safety critical components. For continued protection against risk of fire, replace only with same type and rating fuse(s). To reduce the risk of electric shock, leakage-current or resistance measurements shall be carried out (exposed parts are acceptably insulated from the supply circuit) before the appliance is returned to the customer.

The DC voltage is an actual reading measured with a high impedance type voltmeter with no signal input. The measurement value may vary depending on the measuring instruments used or on the product.

R-A100

MODEL NAME	DESTINATION	UNIT No.	(B/11)	(H/11)	A	C	C	H	H	B	E	E	FN	CN4.5	CN6	WH3	W9,41,92,94,103,106,119,200,201	W91,99,118,202-204	
R-A100	GENERAL MARKET	M	X14-4640-21		NO					YES	YES	NO	NO	NO	NO	NO	NO	NO	YES

MODEL NAME	DESTINATION	UNIT No.	Q3,4	Q5	Q7	D7,12,30,31,38	D29,33,34,41	R1-3,11,14,15	R54,85,87	R79	R142	S1,29	S28	J2	J4	IC1	
R-A100	GENERAL MARKET	M	X14-4640-21	NO	YES	2SC1740S(Q,R) or 2SC2785(F,E)	NO	YES	NO	YES	3.3 1/4W	1K	NO	YES	E11-0188-05	E63-0116-05	UPD780206GF025

R-A150(X14-448X-XX)

MODEL NAME	DESTINATION	UNIT No.	(B/11)	(H/11)	A	C	C	H	H	B	E	E	FN	CN4.5	CN6	WH3	W9,41,118,200,201	W91,92,94,99,103,106,119,202-204	Q3,4
R-A150	EUROPE	E	2-72	NO	NO	NO	NO	YES	NO	YES	YES	NO	NO	YES	YES	YES	NO	NO	YES
	U.K.	T	0-52	YES	NO														

MODEL NAME	DESTINATION	UNIT No.	Q5	Q7	D7,31,34	D12,33,38,41	D29	D30	R1-3,11,14,15	R54,85,87	R79	R142	S1,29	S28	J2	J4	IC1	
R-A150	EUROPE	E	2-72	NO	2SC2458(Y,GR) or 2SC3311A(Q,R)	YES	NO	YES	NO	YES	NO	3.3 1/4W	1K	NO	YES	E11-0293-05	E63-0164-05	UPD780206GF027
	U.K.	T	0-52	NO														

R-V300(X14-4XXX-XX)

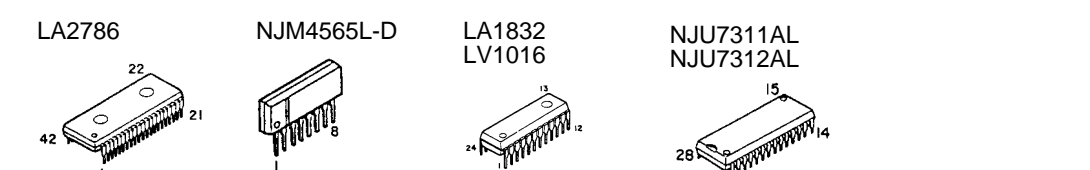
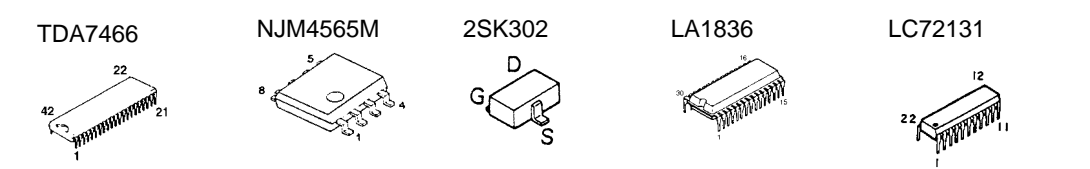
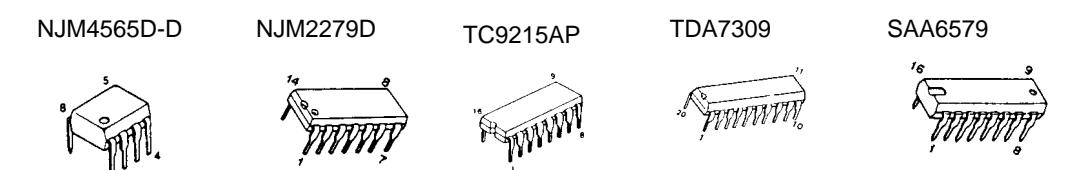
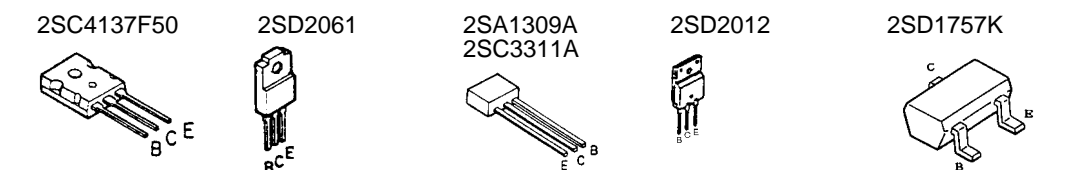
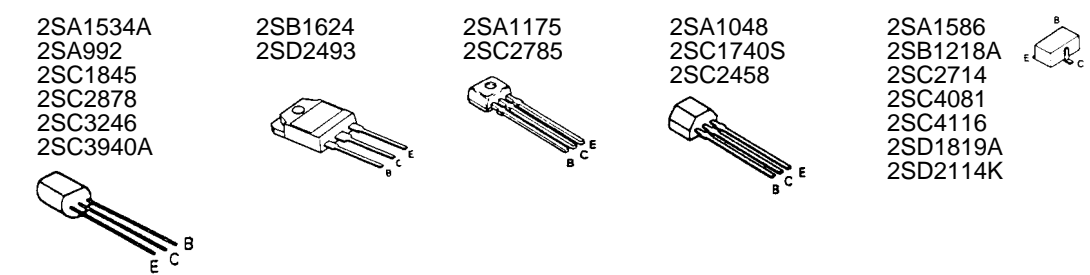
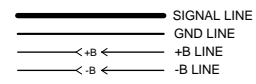
MODEL NAME	DESTINATION	UNIT No.	(B/11)	(H/11)	A	C	C	H	H	B	E	E	FN	CN4.5	CN6	WH3	W9,41,91,118,200,201	W92,94,99,103,106,119,202-204	
R-V300	U.S.A.	K	X14-4480-10		NO	YES	YES			NO	NO	NO	NO	NO	NO	NO	NO	NO	YES
	CANADA	P																	
	GENERAL MARKET	M	X14-4640-20		NO	YES	YES			YES	NO	NO	NO	NO	NO	NO	NO	NO	YES
	MALAYSIA	I	X14-4640-20		NO	YES	YES			YES	NO	NO	NO	NO	NO	NO	NO	NO	YES
	PX	Y	X14-4640-71		NO	YES	YES			YES	NO	NO	NO	NO	NO	NO	NO	NO	YES
	AUSTRALIA	X	X14-4640-71		NO	YES	YES			YES	NO	NO	NO	NO	NO	NO	NO	NO	YES
	CHINA	C	X14-4643-01		YES														

MODEL NAME	DESTINATION	UNIT No.	Q3,4	Q5	Q7	D7,12,31,34,41	D29	D30	D33	D38	R1-3,11,14,15	R54	R79	R85,87	R142	S1,29	S28	J1	J2	J4	IC1	
R-V300	U.S.A.	K	X14-4480-10		NO	2SC2458(Y,GR) or 2SC3311A(Q,R)	NO	NO	NO	NO	NO	NO	NO	NO	NO	NO	NO	NO	NO	NO	NO	UPD780206GF027
	CANADA	P																				
	GENERAL MARKET	M	X14-4640-20		NO	YES	YES	NO	NO	YES	YES	NO	YES	4.7 1/4W	620	YES	NO	E11-0280-05	E11-0188-05	E63-0116-05		UPD780206GF025
	MALAYSIA	I	X14-4640-20		NO	YES	YES	NO	NO	YES	YES	NO	YES									
	PX	Y	X14-4640-71		NO	YES	YES	NO	NO	YES	YES	NO	YES									
	AUSTRALIA	X	X14-4640-71		NO	YES	YES	NO	NO	YES	YES	NO	YES									
	CHINA	C	X14-4643-01		YES																	

R-V350(X14-448X-XX)

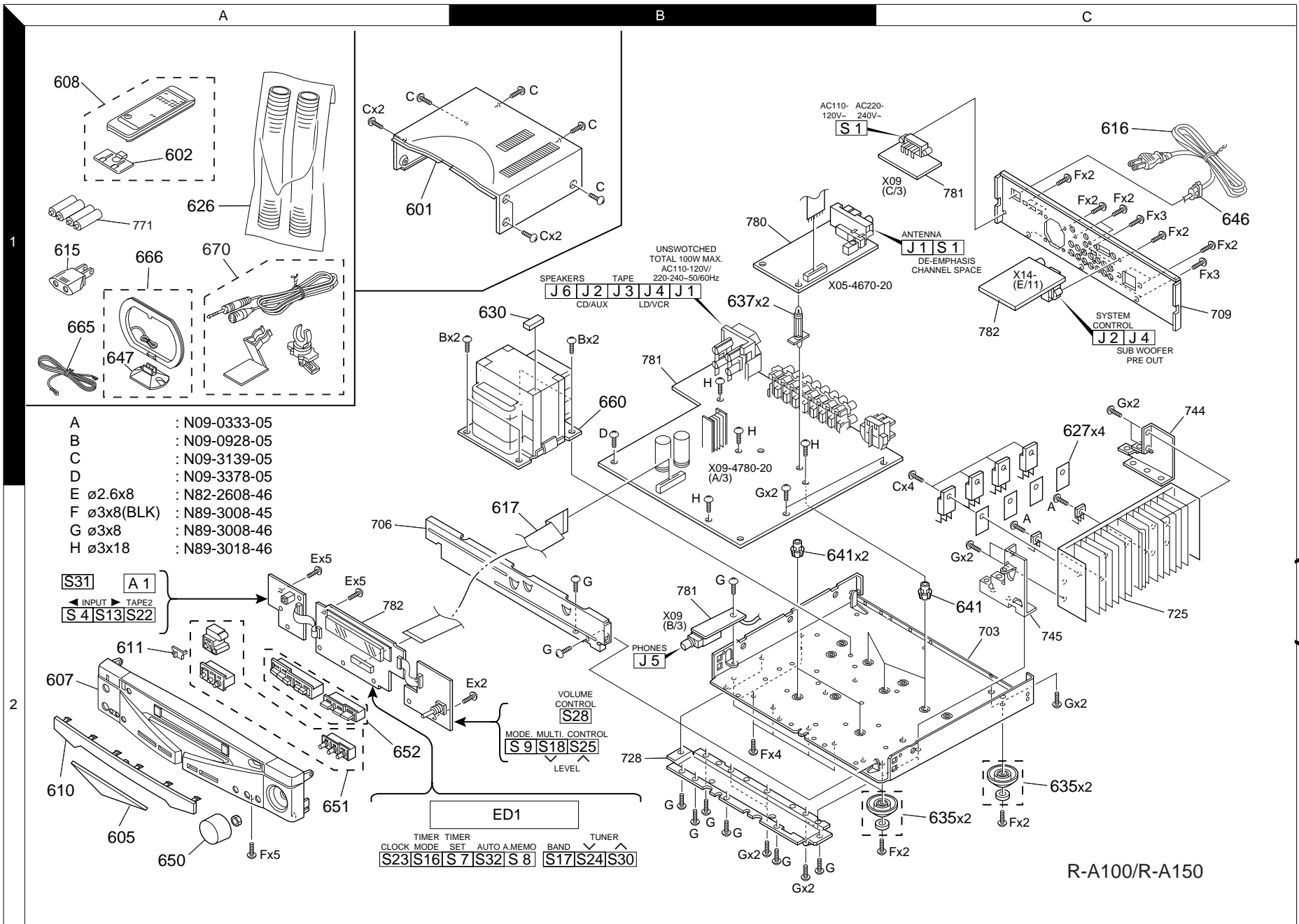
MODEL NAME	DESTINATION	UNIT No.	(B/11)	(H/11)	A	C	C	H	H	B	E	E	FN	CN4.5	CN6	WH3	W9,41,91,92,99,118,200,201	W94,103,106,119,202-204	Q3,4	
R-V350	U.K.	T	0-51	YES	YES	NO	YES	NO	YES	YES	NO	NO	NO	NO	NO	NO	NO	NO	YES	YES
	EUROPE	E	2-71																	

MODEL NAME	DESTINATION	UNIT No.	Q5	Q7	D7,33,34,38,41	D12,31	D29	D30	R1-3,11,14,15	R54,85,87	R79	R142	S1,29	S28	J1	J2	J4	IC1		
R-V350	U.K.	T	0-51	NO	2SC2458(Y,GR) or 2SC3311A(Q,R)	NO	YES	NO	YES	NO	YES	NO	4.7 1/4W	620	YES	NO	E11-0282-05	E11-0293-05	E63-0164-05	UPD780206GF027
	EUROPE	E	2-71	NO																



R-A100/A150/V300/V350(M) (5/5)

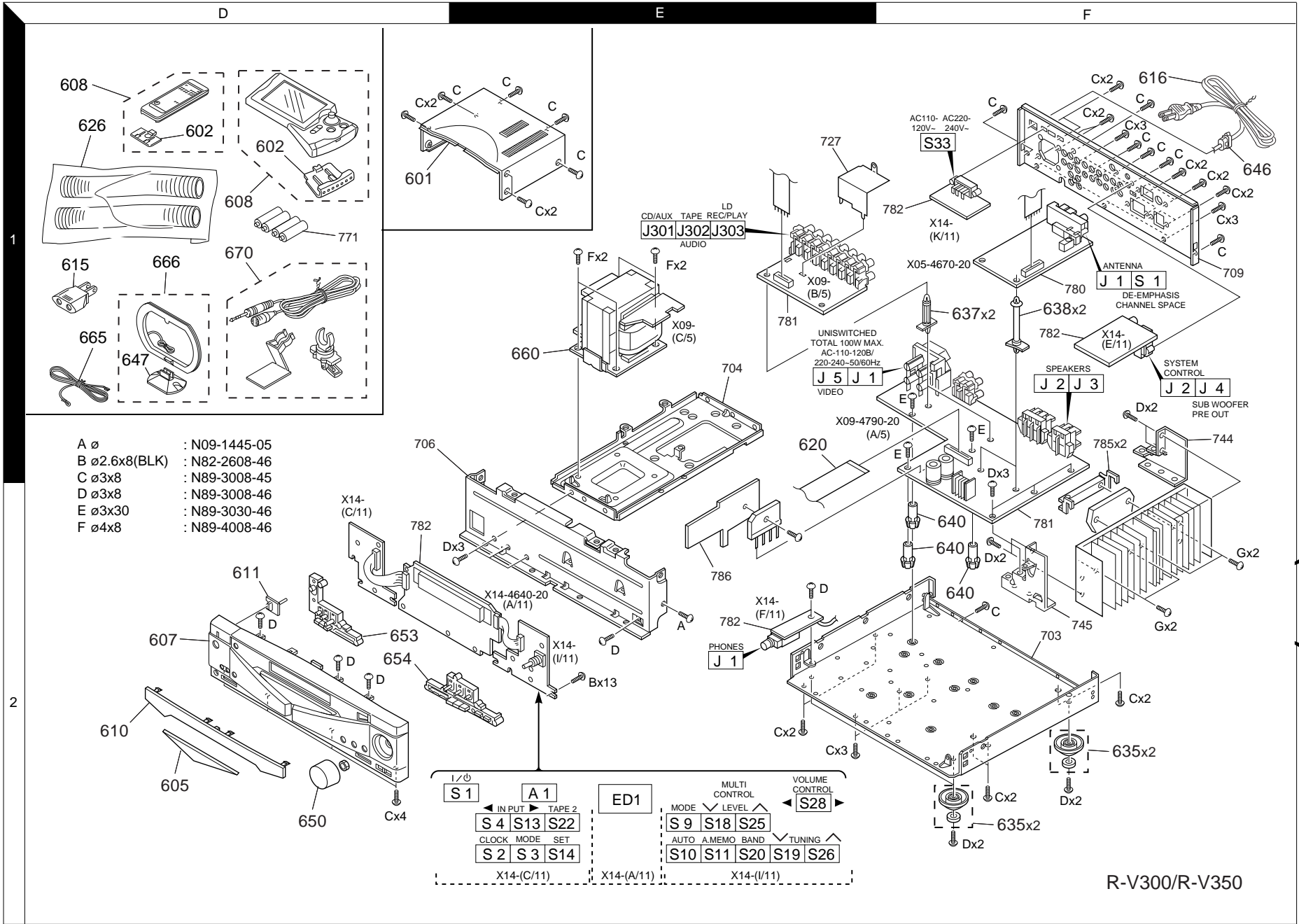
R-A100/A150/V300/V350  
 Y05-3540-20  
**KENWOOD**



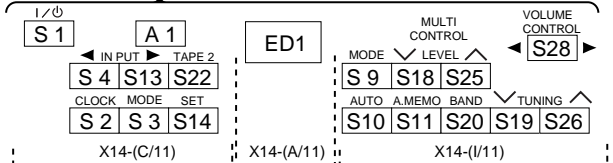
**EXPLODED VIEW (UNIT)**

**R-A100/A150/V300/V350**

R-A100/R-A150



- A ∅ : N09-1445-05
- B ∅2.6x8(BLK) : N82-2608-46
- C ∅3x8 : N89-3008-45
- D ∅3x8 : N89-3008-46
- E ∅3x30 : N89-3030-46
- F ∅4x8 : N89-4008-46



R-V300/R-V350

\* New Parts  
Parts without **Parts No.** are not supplied.  
Les articles non mentionnés dans le **Parts No.** ne sont pas fournis.  
Teile ohne **Parts No.** werden nicht geliefert.

1

Ref. No	Add-ress	New Parts	Parts No.	Description	Desti-nation	Re-marks
<b>R-A100/A150</b>						
601	1A	*	A01-3459-01	METALLIC CABINET		
602	1A	*	A09-0357-08	BATTERY COVER (RC-S0300)		
605	2A	*	A21-1984-03	DRESSING PANEL (R-A150)		
605	2A	*	A21-1990-03	DRESSING PANEL (R-A100)		
607	2A	*	A60-1193-01	PANEL (R-A100)		
607	2A	*	A60-1194-01	PANEL (R-A150)		
608	1A	*	A70-1149-15	REMOCON (RC-S0300)		
610	2A		B10-2347-02	FRONT GLASS (R-A150)		
610	2A		B10-2385-02	FRONT GLASS (R-A100)		
611	2A		B12-0311-04	INDICATOR		
-			B46-0310-03	WARRANTY CARD (R-A150)		T
-			B58-0945-03	CAUTION CARD (R-A150)		
-		*	B58-0965-13	CAUTION CARD(PL)(R-A150)		T
-		*	B58-0966-13	CAUTION CARD(PL) (R-A100/A150)		EM
-		*	B59-1147-03	SUB-INSTRUCTION MANUAL		
-		*	B59-1148-03	SUB-INSTRUCTION(R-A100/A150)		TM
-		*	B59-1149-03	SUB-INSTRUCTION MANUAL(R-A150)		E
-		*	B59-1150-03	SUB-INSTRUCTION MANUAL(R-A150)		E
-		*	B59-1151-03	SUB-INSTRUCTION MANUAL(R-A150)		E
-		*	B59-1152-03	SUB-INSTRUCTION MANUAL(R-A150)		E
-		*	B59-1153-03	SUB-INSTRUCTION(R-A100/A150)		EM
-		*	B60-3291-00	INST MANUAL(ENGLISH)(R-A100)		
-		*	B60-3292-00	INST MANUAL(SPANISH) (R-A100)		
-		*	B60-3293-00	INST MANUAL(SPANISH) (R-A150)		E
-		*	B60-3294-00	INST MANUAL(ENGLISH) (R-A150)		T
-		*	B60-3295-00	INST MANUAL(FRE,GER) (R-A150)		E
-		*	B60-3296-00	INST MANUAL(ITAL,DUTCH)(R-A150)		E
Δ 615	1A		E03-0115-05	AC PLUG ADAPTER (R-A100)		
Δ 616	1C		E30-2592-15	AC POWER CORD (R-A100)		
Δ 616	1C		E30-2788-05	AC POWER CORD (R-A150)		E
Δ 616	1C		E30-2791-05	AC POWER CORD (R-A150)		T
Δ 617	2B		E35-0083-05	FLAT CABLE (R-A150)		
617	2B		E35-1200-05	FLAT CABLE (R-A100)		M
626	1D		F07-1602-04	COVER		
627	1C		F20-1322-15	INSULATING BOARD		
630	1B	*	G11-2339-04	CUSHION		
-			H10-7286-12	POLYSTYRENE FOAMED FIX(R-A150)		E
-			H10-7287-22	POLYSTYRENE FOAMED FIX(R-A150)		T
-			H10-7288-12	POLYSTYRENE FOAMED FIX(R-A150)		T
-			H10-7289-22	POLYSTYRENE FOAMED FIX(R-A150)		M
-			H10-7371-12	POLYSTYRENE FOAMED FIX(R-A100)		
-		*	H10-7372-22	POLYSTYRENE FOAMED FIX(R-A100)		M
-		*	H11-0084-14	POLYSTYRENE FOAMED (R-A100/A150)		
-			H13-0086-04	CARTON BOARD (R-A150)		E
-			H20-0568-04	PROTECTION COVER (R-A150)		E
-			H25-0232-04	PROTECTION BAG (R-A100/A150)		EM
-			H25-0651-04	PROTECTION BAG (R-A150)		T
-			H25-1516-04	PROTECTION BAG (R-A100/A150)		TM
-			H30-0100-04	ADHESIVE DOUBLE-COATED(R-A150)		
-			H30-0602-04	ADHESIVE DOUBLE-COATED(R-A100)		

L : Scandinavia K : USA P : Canada R : Mexico  
Y : PX(Far East, Hawaii) T : Europe E : Europe G : Germany  
Y : AAFES(Europe) X : Australia M : Other Areas

Δ indicates safety critical components.

\* New Parts  
Parts without **Parts No.** are not supplied.  
Les articles non mentionnés dans le **Parts No.** ne sont pas fournis.  
Teile ohne **Parts No.** werden nicht geliefert.

2

Ref. No	Add-ress	New Parts	Parts No.	Description	Desti-nation	Re-marks
-		*	H50-2468-04	ITEM CARTON CASE (R-A100)		
-		*	H50-2469-04	ITEM CARTON CASE (R-A150)		T
-		*	H50-2470-04	ITEM CARTON CASE (R-A150)		E
635	2C		J02-1188-03	FOOT (R-A150)		
635	2C		J02-1189-13	FOOT (R-A100)		
637	1B		J19-3331-05	UNIT HOLDER		
641	2B,2C		J19-3732-04	UNIT HOLDER (R-A150)		
641	2B,2C	*	J19-3751-04	UNIT HOLDER (R-A100)		
Δ 646	1C	*	J42-0083-05	POWER CORD BUSHING		
Δ 647			J19-3645-05	LOOP ANTENNA STAND		
-			J19-3642-05	UNIT HOLDER (R-A150)		
-			J61-0098-05	WIRE BAND (R-A150)		
-			J61-0307-05	WIRE BAND (R-A100)		
650	2A		K29-6660-04	KNOB		
651	2A		K29-6661-02	KNOB (R-A150)		
651	2A		K29-6779-02	KNOB (R-A100)		
652	2A		K29-6662-02	KNOB (R-A150)		
652	2A		K29-6780-02	KNOB (R-A100)		
Δ 660	1B	*	L07-2382-05	POWER TRANSFORMER (R-A100)		
Δ 660	1B	*	L07-2383-05	POWER TRANSFORMER (R-A150)		
665	1A		T90-0809-05	LEAD WIRE ANTENNA (R-A100)		
665	1A		T90-0810-05	LEAD WIRE ANTENNA (R-A150)		
666	1A		T90-0820-05	LOOP ANTENNA		
Δ Q71,72			2SC4137F50(V,W)	TRANSISTOR		
Δ Q73,74			2SD2493	TRANSISTOR		
Δ Q75,76			2SB1624	TRANSISTOR		
670	1A		W01-0935-05	MICROPHONE (R-A150)		
<b>R-V300/V350</b>						
601	1D	*	A01-3457-01	METALLIC CABINET		
602	1D		A09-0378-08	BATTERY COVER (RC-S0504)		IYMCX
602	1D		A09-0378-08	BATTERY COVER (RC-S0503)		
602	1D		A09-0379-08	BATTERY COVER (GRC-150)		KP
605	2D	*	A21-1983-03	DRESSING PANEL (R-V300)		
605	2D	*	A21-1989-03	DRESSING PANEL (R-V350)		
607	2D	*	A60-1191-01	PANEL (R-V300)		KP
607	2D	*	A60-1192-01	PANEL (R-V350)		
607	2D	*	A60-1233-01	PANEL (R-V300)		IMCX
607	2D	*	A60-1283-01	PANEL (R-V300)		Y
608	1D		A70-1136-05	REMOCON(RC-S0504) (R-V350)		T
608	1D		A70-1150-05	REMOCON(RC-S0503) (R-V300)		YMCX
608	1D		A70-1159-05	REMOCON(GRC-150) (R-V300)		KP
610	2D	*	B10-2367-02	FRONT GLASS (R-V300/V350)		EKPT
610	2D	*	B10-2404-02	FRONT GLASS (R-V350)		IYMCX
611	2D		B12-0311-04	INDICATOR		
-			B46-0096-53	WARRANTY CARD (R-V300)		X
-			B46-0310-03	WARRANTY CARD (R-V350)		
-			B46-0326-03	WARRANTY CARD (R-V300)		C
-			B46-0328-03	WARRANTY CARD (R-V300)		YK
-		*	B46-0336-03	WARRANTY CARD (R-V300)		P
-			B58-0513-04	CAUTION CARD (R-V300)		Y
-			B58-0945-03	CAUTION CARD (R-V350)		T

L : Scandinavia K : USA P : Canada R : Mexico  
Y : PX(Far East, Hawaii) T : Europe E : Europe G : Germany  
Y : AAFES(Europe) X : Australia M : Other Areas

Δ indicates safety critical components.

PARTS LIST

R-A100/A150/V300/V350

\* New Parts  
Parts without **Parts No.** are not supplied.  
Les articles non mentionnés dans le **Parts No.** ne sont pas fournis.  
Teile ohne **Parts No.** werden nicht geliefert.

3

Ref. No	Add-ress	New Parts	Parts No.	Description	Desti-nation	Re-marks
-		*	B58-0964-13	CAUTION CARD(UL) (R-V300)	YK	
-		*	B58-0965-13	CAUTION CARD(PL) (R-V300/V350)	XT	
-		*	B58-0966-13	CAUTION CARD(PL) (R-V300/V350)	MIE	
-		*	B58-0967-03	CAUTION CARD(PL) (R-V300)	P	
-		*	B58-1546-03	CAUTION CARD (R-V300)	C	
-			B59-1104-00	SERVICE DIRECTORY (R-V300)	Y	
-		*	B59-1161-03	SUB-INSTRUCTION(R-V300/V350)	PT	
-		*	B59-1161-03	SUB-INSTRUCTION MANUAL(R-V300)	YKMCY	
-		*	B59-1163-03	SUB-INSTRUCTION MANUAL(R-V350)	E	
-		*	B59-1164-03	SUB-INSTRUCTION MANUAL(R-V350)	E	
-		*	B59-1165-03	SUB-INSTRUCTION MANUAL(R-V350)	E	
-		*	B59-1166-03	SUB-INSTRUCTION(R-V300/V350)	ME	
-		*	B59-1167-03	SUB-INSTRUCTION MANUAL(R-V300)	C	
-		*	B59-1168-03	SUB-INSTRUCTION MANUAL(R-V300)	MI	
-			B59-1169-03	SUB-INSTRUCTION MANUAL		
-		*	B60-3435-00	INST MANUAL(ENGLISH) (R-V300)	T	
-		*	B60-3436-00	INST MANUAL(ENGLISH) (R-V350)	P	
-		*	B60-3437-00	INST MANUAL(FRENCH) (R-V300)	E	
-		*	B60-3438-00	INST MANUAL(FRENCH) (R-V350)	E	
-		*	B60-3439-00	INST MANUAL(GERMAN) (R-V350)	E	
-		*	B60-3440-00	INST MANUAL(DUTCH) (R-V350)	E	
-		*	B60-3441-00	INST MANUAL(ITALIAN) (R-V350)	E	
-		*	B60-3442-00	INST MANUAL(SPANISH) (R-V300)	M	
-		*	B60-3443-00	INST MANUAL (R-V350)	E	
-		*	B60-3472-00	INST MANUAL(CHINESE) (R-V300)	C	
-		*	B60-3473-00	INST MANUAL(TAIWANESE)(R-V300)	MI	
△	615	1D	E03-0115-05	AC PLUG ADAPTER (R-V300)	MI	
△	616	1F	E30-2592-15	AC POWER CORD (R-V300)	MI	
△	616	1F	E30-2605-05	AC POWER CORD (R-V300)	Y	
△	616	1F	E30-2717-05	AC POWER CORD (R-V300)	X	
△	616	1F	E30-2787-05	AC POWER CORD (R-V300)	KP	
△	616	1F	E30-2788-05	AC POWER CORD (R-V350)	E	
△	616	1F	E30-2791-05	AC POWER CORD (R-V350)	T	
△	616	1F	E30-2870-05	AC POWER CORD (R-V300)	C	
△	620	1E	E35-1957-05	FLAT CABLE		
626	1D	*	F07-1602-04	COVER		
-		*	H10-7341-02	POLYSTYRENE FOAMED(R-V300/V350)	KPE	
-		*	H10-7342-02	POLYSTYRENE FOAMED(R-V300/V350)	KPE	
-		*	H10-7343-02	POLYSTYRENE FOAMED FIX(R-V350)	T	
-		*	H10-7344-02	POLYSTYRENE FOAMED FIX(R-V350)	T	
-		*	H10-7375-02	POLYSTYRENE FOAMED FIX(R-V300)	IYMCX	
-		*	H10-7376-02	POLYSTYRENE FOAMED FIX(R-V300)	IYMCX	
-		*	H13-0281-04	CARTON BOARD (R-V300)	X	
-		*	H25-0232-04	PROTECTION BAG (R-V300)	IYKMCX	
-		*	H25-0232-04	PROTECTION BAG (R-V300/V350)	PE	
-		*	H25-0651-04	PROTECTION BAG (R-V350)	T	
-		*	H25-1516-04	PROTECTION BAG		
-		*	H30-0100-04	ADHESIVE DOUBLE(R-V300/V350)	EKPT	
-		*	H30-0602-04	ADHESIVE DOUBLE-COATED(R-V300)	IYMCX	
-		*	H50-2465-14	ITEM CARTON CASE (R-V300)	KP	
-		*	H50-2466-04	ITEM CARTON CASE (R-V300)	MI	
-		*	H50-2467-14	ITEM CARTON CASE (R-V350)	T	
-		*	H50-2571-14	ITEM CARTON CASE (R-V350)	E	

L : Scandinavia    K : USA    P : Canada    R : Mexico  
Y : PX(Far East, Hawaii)    T : Europe    E : Europe    G : Germany  
Y : AAFES(Europe)    X : Australia    M : Other Areas

△ indicates safety critical components.

\* New Parts  
Parts without **Parts No.** are not supplied.  
Les articles non mentionnés dans le **Parts No.** ne sont pas fournis.  
Teile ohne **Parts No.** werden nicht geliefert.

4

Ref. No	Add-ress	New Parts	Parts No.	Description	Desti-nation	Re-marks
-		*	H50-2572-04	ITEM CARTON CASE (R-V300)	C	
-		*	H50-2573-04	ITEM CARTON CASE (R-V300)	XY	
635	2F		J02-1188-03	FOOT (R-V300/V350)	EKPT	
635	2F		J02-1189-13	FOOT (R-V300)	IYMCX	
637	1F		J19-3331-05	UNIT HOLDER		
638	1F		J19-3385-05	UNIT HOLDER		
640	2F		J19-3730-04	UNIT HOLDER (R-V300/V350)	EKPT	
640	2F		J19-3753-04	UNIT HOLDER (R-V300)	IYMCX	
△	646	1F	J42-0083-05	POWER CORD BUSHING		
△	647	1D	J19-3645-05	LOOP ANTENNA STAND		
-		*	J19-3329-05	UNIT HOLDER (R-V300/V350)	EKPT	
-		*	J61-0098-05	WIRE BAND (R-V300/V350)	EKPT	
-		*	J61-0307-05	WIRE BAND (R-V300)	IYMCX	
650	2D	*	K29-6727-04	KNOB		
653	2D	*	K29-6723-02	KNOB (R-V300)	KP	
653	2D	*	K29-6725-02	KNOB (R-V350)		
653	2D	*	K29-6816-02	KNOB (R-V300)	IYMCX	
654	2D	*	K29-6724-02	KNOB (R-V300)	KP	
654	2D	*	K29-6726-02	KNOB (R-V350)		
654	2D	*	K29-6817-02	KNOB (R-V300)	IYMCX	
△	660	1E	L07-2376-05	POWER TRANSFORMER (R-V300)	KP	
△	660	1E	L07-2377-05	POWER TRANSFORMER (R-V300)	MIY	
△	660	1E	L07-2378-05	POWER TRANSFORMER (R-V300)	X	
△	660	1E	L07-2379-05	POWER TRANSFORMER (R-V300)	C	
△	660	1E	L07-2381-05	POWER TRANSFORMER (R-V350)		
665	1D		T90-0809-05	LEAD WIRE ANTENNA (R-V300)	IYMCX	
665	1D		T90-0810-05	LEAD WIRE ANTENNA(R-V300/V350)	EKPT	
666	1D		T90-0820-05	LOOP ANTENNA		
670	1D		W01-0935-05	MICROPHONE (R-V350)		
<b>TUNER UNIT (X05-467x-xx)</b>						
C1	,2		CK73FB1H103K	CHIP C	0.010UF	K
C5			CK73FB1H102K	CHIP C	1000PF	K
C8			CK73FB1H103K	CHIP C	0.010UF	K
C9			CE04LW1C100M	ELECTRO	10UF	16WV
C10			CK73FB1H473K	CHIP C	0.047UF	K
C11			CE04LW1H010M	ELECTRO	1.0UF	50WV
C12			CE04LW1H2R2M	ELECTRO	2.2UF	50WV
C13			CK73FB1H102K	CHIP C	1000PF	K
C14			CE04LW1H010M	ELECTRO	1.0UF	50WV
C15			CC73FCH1H220J	CHIP C	22PF	J
C16			CE04LW1C100M	ELECTRO	10UF	16WV
C17			CK73FB1H562K	CHIP C	5600PF	K
C18			CK73FB1H102K	CHIP C	1000PF	K
C19			CE04HW1E4R7M	NP-ELEC	4.7UF	25WV
C20			CK73FB1E104K	CHIP C	0.10UF	K
C21	,22		CQ93FMG1H113J	MYLAR	0.011UF	J
C23			CE04LW1H010M	ELECTRO	1.0UF	50WV
C25			CE04LW1C100M	ELECTRO	10UF	16WV
C26			CE04LW1C470M	ELECTRO	47UF	16WV
C27			CE04LW1H010M	ELECTRO	1.0UF	50WV
C28			CQ93FMG1H223J	MYLAR	0.022UF	J
C29			CE04LW1H2R2M	ELECTRO	2.2UF	50WV

L : Scandinavia    K : USA    P : Canada    R : Mexico  
Y : PX(Far East, Hawaii)    T : Europe    E : Europe    G : Germany  
Y : AAFES(Europe)    X : Australia    M : Other Areas

△ indicates safety critical components.

\* New Parts  
Parts without **Parts No.** are not supplied.  
Les articles non mentionnés dans le **Parts No.** ne sont pas fournis.  
Teile ohne **Parts No.** werden nicht geliefert.

5

Ref. No	Add-ress	New Parts	Parts No.	Description	Desti-nation	Re-marks
C30			CE04LW1C101M	ELECTRO 100UF 16WV		
C31			CE04LW1A470M	ELECTRO 47UF 10WV		
C32			CK73FB1H103K	CHIP C 0.010UF K		
C33			CC73FSL1H101J	CHIP C 100PF J		
C34 ,35			CK73FB1H102K	CHIP C 1000PF K		
C36			CC73FCH1H270J	CHIP C 27PF J		
C37			CC73FCH1H220J	CHIP C 22PF J		
C38			CK73FB1H471K	CHIP C 470PF K		
C57 ,58			CE04LW1H010M	ELECTRO 1.0UF 50WV		
C59 ,60			CE04LW1C100M	ELECTRO 10UF 16WV		
C61 ,62			CQ93FMG1H472J	MYLAR 4700PF J	MCIY	
C63			CC73FCH1H220J	CHIP C 22PF J		
C64			CC73FCH1H330J	CHIP C 33PF J		
C65			CC73FCH1H040C	CHIP C 4.0PF C		
C67			CK73FB1H102K	CHIP C 1000PF K		
CN1			E40-4609-05	PIN ASSY		
J1			E70-0052-05	LOCK TERMINAL BOARD		
CF1 ,2			L72-0531-05	CERAMIC FILTER		
CF3			L72-0593-05	CERAMIC FILTER		
L1			L39-1348-05	COMBINATION COIL		
L2			L30-0911-05	AM IFT		
L3 ,4			L40-1091-17	SMALL FIXED INDUCTOR(1UH)		
X1			L77-1122-05	CRYSTAL RESONATOR(7.2MHZ)		
X2			L78-0637-05	RESONATOR (456KHZ)		
R1			RK73FB2A332J	CHIP R 3.3K J 1/10W		
R2			RK73FB2A681J	CHIP R 680 J 1/10W		
R3			RK73FB2A100J	CHIP R 10 J 1/10W		
R4 ,5			RK73FB2A331J	CHIP R 330 J 1/10W		
R6			RK73FB2A101J	CHIP R 100 J 1/10W		
R7			RK73FB2A473J	CHIP R 47K J 1/10W		
R8			RK73FB2A331J	CHIP R 330 J 1/10W		
R12			RK73FB2A102J	CHIP R 1.0K J 1/10W		
R13			RK73FB2A473J	CHIP R 47K J 1/10W		
R15 ,16			RK73FB2A393J	CHIP R 39K J 1/10W		
R17			RK73FB2A271J	CHIP R 270 J 1/10W		
R18			RK73FB2A302J	CHIP R 3.0K J 1/10W		
R19			RK73FB2A822J	CHIP R 8.2K J 1/10W		
R20 -23			RK73FB2A102J	CHIP R 1.0K J 1/10W		
R24			RK73FB2A562J	CHIP R 5.6K J 1/10W		
R25			RD14NB2E101J	RD 100 J 1/4W		
R26			RD14NB2E561J	RD 560 J 1/4W		
R27 ,28			RK73FB2A103J	CHIP R 10K J 1/10W		
R29 ,30			RK73FB2A102J	CHIP R 1.0K J 1/10W		
R31			RK73FB2A103J	CHIP R 10K J 1/10W		
R32			RK73FB2A122J	CHIP R 1.2K J 1/10W		
R33			RK73FB2A123J	CHIP R 12K J 1/10W		
R41			RS14KB3A271J	FL-PROOF RS 270 J 1W		
R42			RD14NB2E271J	RD 270 J 1/4W		
R44			RK73FB2A101J	CHIP R 100 J 1/10W		
R46			RK73FB2A104J	CHIP R 100K J 1/10W		
R47			RK73FB2A153J	CHIP R 15K J 1/10W		
R48			RK73FB2A473J	CHIP R 47K J 1/10W		
R49			RK73FB2A473J	CHIP R 47K J 1/10W	MCIY	
R50			RK73FB2A471J	CHIP R 470 J 1/10W	MCIY	

L : Scandinavia K : USA P : Canada R : Mexico  
Y : PX(Far East, Hawaii) T : Europe E : Europe G : Germany  
Y : AAFES(Europe) X : Australia M : Other Areas

⚠ indicates safety critical components.

\* New Parts  
Parts without **Parts No.** are not supplied.  
Les articles non mentionnés dans le **Parts No.** ne sont pas fournis.  
Teile ohne **Parts No.** werden nicht geliefert.

5

Ref. No	Add-ress	New Parts	Parts No.	Description	Desti-nation	Re-marks
R51 -54			RK73FB2A473J	CHIP R 47K J 1/10W		
R55 ,56			RK73FB2A154J	CHIP R 150K J 1/10W		
R59 ,60			RK73FB2A332J	CHIP R 3.3K J 1/10W		
R61			RK73FB2A103J	CHIP R 10K J 1/10W		
R62			RK73FB2A563J	CHIP R 56K J 1/10W		
R63			RK73FB2A821J	CHIP R 820 J 1/10W		
R64			RK73FB2A102J	CHIP R 1.0K J 1/10W		
R65			RK73EB2B102J	CHIP R 1.0K J 1/8W		
R73			RK73FB2A681J	CHIP R 680 J 1/10W		
W101-106			R92-0670-05	0 OHM		
W108-113			R92-0670-05	0 OHM		
W115			R92-0670-05	0 OHM		
W201-212			R92-0679-05	0 OHM		
S1			S62-0034-05	SLIDE SWITCH	MCIY	
D1 ,2			HSS104	DIODE		
D1 ,2			1SS133	DIODE		
D3 ,4			MTZJ5.1(B)	ZENER DIODE		
D3 ,4			UZ-5.1BSB	ZENER DIODE		
D8			HSS104	DIODE		
D8			1SS133	DIODE		
D10			MA111	DIODE		
D12			MTZJ3.3(B)	ZENER DIODE		
D12			UZ-3.3BSB	ZENER DIODE		
D13			MTZJ2.7(B)	ZENER DIODE		
D13			UZ-2.7BSB	ZENER DIODE		
IC1			LA1832	ANALOGUE IC		
IC2			LC72131	MOS-IC		
IC4			NJM4565M	IC(OP AMP X2)		
Q1			2SC2714(R,O)	TRANSISTOR		
Q3			2SA1576A(R,S)	TRANSISTOR		
Q3			2SB1218A(Q,R)	TRANSISTOR		
Q5			2SC4081(R,S)	TRANSISTOR		
Q5			2SD1819A(Q,R)	TRANSISTOR		
Q6			2SA1576A(R,S)	TRANSISTOR		
Q6			2SB1218A(Q,R)	TRANSISTOR		
Q7 ,8			2SD2114K	TRANSISTOR		
Q9 ,10			2SC4081(R,S)	TRANSISTOR	MCIY	
Q9 ,10			2SD1819A(Q,R)	TRANSISTOR	MCIY	
A1			W02-2582-05	FM FRONT-END ASSY		
<b>TUNER UNIT (X05-468x-xx)</b>						
C1			CE04LW1C470M	ELECTRO 47UF 16WV		
C2			CE04LW1H010M	ELECTRO 1.0UF 50WV		
C3			CK73FB1H103K	CHIP C 0.010UF K	TE	
C5			CK73FB1H103K	CHIP C 0.010UF K		
C6 -10			CK73FB1H103K	CHIP C 0.010UF K		
C30			CK73EB1E473K	CHIP C 0.047UF K		
C31			CE04LW1C470M	ELECTRO 47UF 16WV		
C32			CK73FB1H103K	CHIP C 0.010UF K		
C33			CE04LW1C100M	ELECTRO 10UF 16WV		
C34			CK73FB1H103K	CHIP C 0.010UF K		
C35			CE04LW1C100M	ELECTRO 10UF 16WV		
C36			CK73FB1E473K	CHIP C 0.047UF K		
C37			CK73FB1H103K	CHIP C 0.010UF K		

L : Scandinavia K : USA P : Canada R : Mexico  
Y : PX(Far East, Hawaii) T : Europe E : Europe G : Germany  
Y : AAFES(Europe) X : Australia M : Other Areas

⚠ indicates safety critical components.

PARTS LIST

R-A100/A150/V300/V350

\* New Parts  
 Parts without **Parts No.** are not supplied.  
 Les articles non mentionnés dans le **Parts No.** ne sont pas fournis.  
 Teile ohne **Parts No.** werden nicht geliefert.

7

Ref. No	Add-ress	New Parts	Parts No.	Description	Desti-nation	Re-marks
C38			C90-3217-05	ELECTRO 10UF 10WV		
C40			C90-3253-05	ELECTRO 1.0UF 50WV		
C41			C90-3251-05	ELECTRO 0.47UF 50WV		
C42			C90-3240-05	ELECTRO 2.2UF 35WV		
C43			CE04LW1HR47M	ELECTRO 0.47UF 50WV		
C44			CK73FB1E473K	CHIP C 0.047UF K		
C45			CC73FCH1H220J	CHIP C 22PF J		
C46			CE04LW1A101M	ELECTRO 100UF 10WV		
C47			CK73FB1H472K	CHIP C 4700PF K		
C48			CC73FSL1H101J	CHIP C 100PF J		
C49			CE04LW1H010M	ELECTRO 1.0UF 50WV		
C50			CK73FB1H152K	CHIP C 1500PF K	TE	
C51_52			C90-3217-05	ELECTRO 10UF 10WV		
C53_54			CK73FB1H273K	CHIP C 0.027UF K	TE	
C53_54			CK73FB1H333K	CHIP C 0.033UF K	KP	
C55_56			CE04LW1H2R2M	ELECTRO 2.2UF 50WV		
C57_58			CK73FB1H822K	CHIP C 8200PF K		
C59			CC73FSL1H101J	CHIP C 100PF J	TE	
C60			CK73FB1E104K	CHIP C 0.10UF K	TE	
C61			CK73FB1H103K	CHIP C 0.010UF K		
C62			CK73FB1H333K	CHIP C 0.033UF K	T	
C63			CC73FCH1H090D	CHIP C 9.0PF D	T	
C64			CK73FB1H333K	CHIP C 0.033UF K		
C66			CC73FCH1H060D	CHIP C 6.0PF D		
C67			CC73FCH1H220J	CHIP C 22PF J		
C68			CC73FSL1H020C	CHIP C 2.0PF C		
C70			CC73FSL1H101J	CHIP C 100PF J		
C73			CK73FB1H821K	CHIP C 820PF K	KP	
C81			CC73FCH1H220J	CHIP C 22PF J		
C82			CC73FCH1H270J	CHIP C 27PF J		
C84			CK73FB1H102K	CHIP C 1000PF K		
C85			CC73FSL1H101J	CHIP C 100PF J		
C86			CK73FB1H102K	CHIP C 1000PF K		
C87			CE04LW1C100M	ELECTRO 10UF 16WV		
C89			CE04LW1C470M	ELECTRO 47UF 16WV		
C90			CE04LW1H2R2M	ELECTRO 2.2UF 50WV		
C91			CK73FB1H223K	CHIP C 0.022UF K		
C92			CC73FSL1H471J	CHIP C 470PF J		
C93			CK73FB1H103K	CHIP C 0.010UF K		
C96			CK73FB1H102K	CHIP C 1000PF K		
CN1			E40-4609-05	PIN ASSY		
CN2			E40-4871-05	PIN ASSY		
J1			E70-0052-05	LOCK TERMINAL BOARD		
CF1_2			L72-0536-05	CERAMIC FILTER	TE	
CF1_2			L72-0596-05	CERAMIC FILTER	KP	
L31		*	L30-0943-05	FM IFT		
L32		*	L30-0944-05	FM IFT		
L33		*	L30-0911-05	AM IFT		
L34			L79-1240-05	LC FILTER	TE	
L35_36			L79-1239-05	LC FILTER		
L61			L40-1091-17	SMALL FIXED INDUCTOR(1UH)		
L62			L39-1351-05	COMBINATION COIL	KPE	
L62			L39-1352-05	COMBINATION COIL	T	
L63			L40-1001-17	SMALL FIXED INDUCTOR(10UH,K)		

L : Scandinavia    K : USA    P : Canada    R : Mexico  
 Y : PX(Far East, Hawaii)    T : Europe    E : Europe    G : Germany  
 Y : AAFES(Europe)    X : Australia    M : Other Areas

⚠ indicates safety critical components.

\* New Parts  
 Parts without **Parts No.** are not supplied.  
 Les articles non mentionnés dans le **Parts No.** ne sont pas fournis.  
 Teile ohne **Parts No.** werden nicht geliefert.

8

Ref. No	Add-ress	New Parts	Parts No.	Description	Desti-nation	Re-marks
L81			L40-1091-17	SMALL FIXED INDUCTOR(1UH)		
X31			L78-0637-05	RESONATOR (456KHZ)		
X81			L77-2159-05	CRYSTAL RESONATOR(7.2MHZ)		
R1			RD14NB2E221J	RD 220 J 1/4W		
R2			RK73FB2A221J	CHIP R 220 J 1/10W		
R3			RK73FB2A182J	CHIP R 1.8K J 1/10W	TE	
R3			RK73FB2A561J	CHIP R 560 J 1/10W	KP	
R4			RK73FB2A222J	CHIP R 2.2K J 1/10W		
R5			RK73FB2A103J	CHIP R 10K J 1/10W		
R7			RK73FB2A221J	CHIP R 220 J 1/10W	TE	
R8			RK73FB2A681J	CHIP R 680 J 1/10W	TE	
R9			RK73FB2A470J	CHIP R 47 J 1/10W		
R10			RK73FB2A101J	CHIP R 100 J 1/10W		
R11			RK73FB2A331J	CHIP R 330 J 1/10W		
R12			RK73FB2A101J	CHIP R 100 J 1/10W		
R13			RK73FB2A681J	CHIP R 680 J 1/10W		
R14			RK73FB2A332J	CHIP R 3.3K J 1/10W		
R15			RK73FB2A331J	CHIP R 330 J 1/10W		
R16			RK73FB2A100J	CHIP R 10 J 1/10W	TE	
R16			RK73FB2A150J	CHIP R 15 J 1/10W	KP	
R17			RK73FB2A331J	CHIP R 330 J 1/10W		
R18			RK73FB2A391J	CHIP R 390 J 1/10W		
R19			RK73FB2A681J	CHIP R 680 J 1/10W		
R20			RK73FB2A100J	CHIP R 10 J 1/10W		
R20			RK73FB2A150J	CHIP R 15 J 1/10W	KP	
R21			RK73FB2A101J	CHIP R 100 J 1/10W		
R22			RK73FB2A100J	CHIP R 10 J 1/10W		
R31			RS14KB3A151JFR	FL-PROOF RS 150 J 1W		
R32			RK73EB2B562J	CHIP R 5.6K J 1/8W		
R33			RK73FB2A302J	CHIP R 3.0K J 1/10W		
R34			RK73FB2A822J	CHIP R 8.2K J 1/10W		
R35			RK73FB2A333J	CHIP R 33K J 1/10W		
R36			RK73FB2A393J	CHIP R 39K J 1/10W		
R37			RK73FB2A242J	CHIP R 2.4K J 1/10W		
R38			RK73FB2A333J	CHIP R 33K J 1/10W		
R39			RK73FB2A823J	CHIP R 82K J 1/10W		
R40			RK73FB2A202J	CHIP R 2.0K J 1/10W		
R41			RK73FB2A222J	CHIP R 2.2K J 1/10W		
R42			RK73FB2A202J	CHIP R 2.0K J 1/10W	TE	
R43_44			RK73FB2A222J	CHIP R 2.2K J 1/10W		
R45_46			RK73FB2A102J	CHIP R 1.0K J 1/10W		
R47_48			RK73FB2A392J	CHIP R 3.9K J 1/10W		
R49			RK73FB2A473J	CHIP R 47K J 1/10W		
R51			RK73FB2A392J	CHIP R 3.9K J 1/10W	TE	
R52			RK73FB2A104J	CHIP R 100K J 1/10W	TE	
R53			RK73FB2A102J	CHIP R 1.0K J 1/10W	TE	
R55			RK73FB2A562J	CHIP R 5.6K J 1/10W		
R56_57			RK73FB2A101J	CHIP R 100 J 1/10W	TE	
R59			RK73FB2A272J	CHIP R 2.7K J 1/10W		
R61			RK73FB2A223J	CHIP R 22K J 1/10W	T	
R62			RK73FB2A105J	CHIP R 1.0M J 1/10W	T	
R63			RK73FB2A473J	CHIP R 47K J 1/10W	T	
R64			RK73FB2A103J	CHIP R 10K J 1/10W	T	
R65			RK73FB2A153J	CHIP R 15K J 1/10W	T	

L : Scandinavia    K : USA    P : Canada    R : Mexico  
 Y : PX(Far East, Hawaii)    T : Europe    E : Europe    G : Germany  
 Y : AAFES(Europe)    X : Australia    M : Other Areas

⚠ indicates safety critical components.

PARTS LIST

R-A100/A150/V300/V350



\* New Parts  
 Parts without **Parts No.** are not supplied.  
 Les articles non mentionnés dans le **Parts No.** ne sont pas fournis.  
 Teile ohne **Parts No.** werden nicht geliefert.

9

Ref. No	Add-ress	New Parts	Parts No.	Description	Desti-nation	Re-marks
R66			RK73FB2A152J	CHIP R 1.5K J 1/10W	T	
R67			RK73FB2A104J	CHIP R 100K J 1/10W		
R68			RK73FB2A222J	CHIP R 2.2K J 1/10W	T	
R69			RK73FB2A103J	CHIP R 10K J 1/10W		
R70			RK73FB2A105J	CHIP R 1.0M J 1/10W	T	
R80			RK73EB2B102J	CHIP R 1.0K J 1/8W		
R81 -83			RK73FB2A102J	CHIP R 1.0K J 1/10W		
R84			RK73FB2A103J	CHIP R 10K J 1/10W		
R85 -88			RK73FB2A102J	CHIP R 1.0K J 1/10W		
R89			RD14NB2E101J	RD 100 J 1/4W		
R90			RK73FB2A562J	CHIP R 5.6K J 1/10W		
R91			RK73FB2A222J	CHIP R 2.2K J 1/10W		
R92			RK73FB2A123J	CHIP R 12K J 1/10W		
R93			RK73FB2A122J	CHIP R 1.2K J 1/10W		
R94			RD14NB2E561J	RD 560 J 1/4W		
R101,102			RK73FB2A102J	CHIP R 1.0K J 1/10W		
R103			RK73FB2A821J	CHIP R 820 J 1/10W		
R104			RK73FB2A473J	CHIP R 47K J 1/10W		
R105			RK73FB2A822J	CHIP R 8.2K J 1/10W		
W51 ,52			R92-0670-05	CHIP R 0 OHM	KPE	
W53			R92-0670-05	CHIP R 0 OHM	KPE	
W54 ,55			R92-0670-05	CHIP R 0 OHM	T	
W56			R92-0679-05	CHIP R 0 OHM		
W57 ,58			R92-0679-05	CHIP R 0 OHM		
W59			R92-0670-05	CHIP R 0 OHM		
W61			R92-0670-05	CHIP R 0 OHM		
W62 -64			R92-0679-05	CHIP R 0 OHM		
W66 ,67			R92-0679-05	CHIP R 0 OHM		
W71			R92-0670-05	CHIP R 0 OHM		
W75			R92-0670-05	CHIP R 0 OHM		
W76			R92-0670-05	CHIP R 0 OHM	T	
W81			R92-0679-05	CHIP R 0 OHM		
W83			R92-0679-05	CHIP R 0 OHM		
W85			R92-0670-05	CHIP R 0 OHM	TE	
D1			HSS104	DIODE		
D1			1S5133	DIODE		
D2			HSS104	DIODE	TE	
D2			1S5133	DIODE	TE	
D31			HZS8.2N(B2)	ZENER DIODE		
D31			RD8.2ES(B2)	ZENER DIODE		
D32			HSS104	DIODE		
D32			1S5133	DIODE		
D61 ,62			HSS104	DIODE		
D61 ,62			1S5133	DIODE		
D81			HZS5.1N(B2)	ZENER DIODE		
D81			RD5.1ES(B2)	ZENER DIODE		
D101			HZS3.3N(B2)	ZENER DIODE		
D101			RD3.3ES(B2)	ZENER DIODE		
D102			HZS2.7N(B2)	ZENER DIODE		
D102			RD2.7ES(B2)	ZENER DIODE		
IC1			LA1836	ANALOGUE IC		
IC2			LC72131	MOS-IC		
Q1 ,2			2SC4081(R,S)	TRANSISTOR		
Q1 ,2			2SC4116(Y,GR)	TRANSISTOR		

L : Scandinavia K : USA P : Canada R : Mexico  
 Y : PX(Far East, Hawaii) T : Europe E : Europe G : Germany  
 Y : AAFES(Europe) X : Australia M : Other Areas

Δ indicates safety critical components.

\* New Parts  
 Parts without **Parts No.** are not supplied.  
 Les articles non mentionnés dans le **Parts No.** ne sont pas fournis.  
 Teile ohne **Parts No.** werden nicht geliefert.

10

Ref. No	Add-ress	New Parts	Parts No.	Description	Desti-nation	Re-marks
Q3			2SA1576A(R,S)	TRANSISTOR		
Q3			2SA1586(Y,GR)	TRANSISTOR		
Q4			2SC4081(R,S)	TRANSISTOR		
Q4			2SC4116(Y,GR)	TRANSISTOR		
Q31 ,32			2SC4081(R,S)	TRANSISTOR		
Q31 ,32			2SC4116(Y,GR)	TRANSISTOR		
Q33 ,34			2SC4081(R,S)	TRANSISTOR	TE	
Q33 ,34			2SC4116(Y,GR)	TRANSISTOR	TE	
Q61 ,62			2SC4081(R,S)	TRANSISTOR	T	
Q61 ,62			2SC4116(Y,GR)	TRANSISTOR	T	
Q63			2SC2878(B)	TRANSISTOR	T	
Q64			2SA1576A(R,S)	TRANSISTOR	T	
Q64			2SA1586(Y,GR)	TRANSISTOR	T	
Q65			2SK302(Y,GR)	FET	T	
Q81			2SA1576A(R,S)	TRANSISTOR		
Q81			2SA1586(Y,GR)	TRANSISTOR		
Q101,102			2SD1757K	TRANSISTOR		
Q103			2SA1576A(R,S)	TRANSISTOR		
Q103			2SA1586(Y,GR)	TRANSISTOR		
A1			W02-2582-05	FM FRONT-END ASSY	KP	
A1		*	W02-2584-05	FM FRONT-END ASSY	TE	
<b>AUDIO UNIT (X09-476x-xx/X09-479x-xx : R-V300/V350)</b>						
Δ C1			C91-1488-05	MF 6800PF 250VAC		
C3 ,4			CK45FF1H103Z	CERAMIC 0.010UF Z		
C5			CE04DW1E331M	ELECTRO 330UF 25WV		
C6			CK45FB1H102K	CERAMIC 1000PF K		
C7			CE04KW1A470M	ELECTRO 47UF 10WV		
C8			CK45FF1H103Z	CERAMIC 0.010UF Z		
C9			CE04KW1V4R7M	ELECTRO 4.7UF 35WV		
C10 ,11			CK45FE2H103P	CERAMIC 0.010UF P		
C12 ,13			CF92FV1H104J	MF-C 0.10UF J	KPTE	
C14 ,15			CE04KW1H101M	ELECTRO 100UF 50WV		
C17 ,18			C90-3580-05	ELECTRO 4700UF 63WV		
C20			CE04KW1H470M	ELECTRO 47UF 50WV		
C22			CE04KW1H100M	ELECTRO 10UF 50WV		
C23 ,24			CK45FF1H103Z	CERAMIC 0.010UF Z		
C25			CE04KW1V102M	ELECTRO 1000UF 35WV		
C26			CE04KW1V471M	ELECTRO 470UF 35WV		
C27 ,28			CE04KW1V470M	ELECTRO 47UF 35WV		
C29			CK45FB1H102K	CERAMIC 1000PF K		
C31 ,32			CF92FV1H104J	MF-C 0.10UF J		
C33			CE04KW1E470M	ELECTRO 47UF 25WV		
C35			CK45FB1H102K	CERAMIC 1000PF K		
C36			CE04KW1E470M	ELECTRO 47UF 25WV		
C39			CE04KW1E470M	ELECTRO 47UF 25WV		
C40			CE04KW1C100M	ELECTRO 10UF 16WV		
C41			CE04KW1A221M	ELECTRO 220UF 10WV		
C45			CE04KW1C470M	ELECTRO 47UF 16WV		
C46			CC45FSL1H101J	CERAMIC 100PF J		
C47			CE04KW1C470M	ELECTRO 47UF 16WV		
C48			CE04KW1V4R7M	ELECTRO 4.7UF 35WV		
C49			CE04KW1A221M	ELECTRO 220UF 10WV		
C51 ,52			CC45FSL1H470J	CERAMIC 47PF J		
C53 ,54			CE04KW1C100M	ELECTRO 10UF 16WV		

L : Scandinavia K : USA P : Canada R : Mexico  
 Y : PX(Far East, Hawaii) T : Europe E : Europe G : Germany  
 Y : AAFES(Europe) X : Australia M : Other Areas

Δ indicates safety critical components.

PARTS LIST

R-A100/A150/V300/V350

\* New Parts  
Parts without **Parts No.** are not supplied.  
Les articles non mentionnés dans le **Parts No.** ne sont pas fournis.  
Teile ohne **Parts No.** werden nicht geliefert.

11

Ref. No	Add-ress	New Parts	Parts No.	Description	Desti-nation	Re-marks
C55,56			CC45FSL1H470J	CERAMIC 47PF J	TE TE	
C59,60			CK45FF1H103Z	CERAMIC 0.010UF Z		
C77,78			CK45FF1H472Z	CERAMIC 4700PF Z		
C79,80			CK45FF1H103Z	CERAMIC 0.010UF Z		
C81			CQ93FMG1H223J	MYLAR 0.022UF J		
C82			CQ93FMG1H473J	MYLAR 0.047UF J		
C83			CE04KW1A221M	ELECTRO 220UF 10WV		
C84-87			CE04KW1C100M	ELECTRO 10UF 16WV		
C88			CE04KW1A221M	ELECTRO 220UF 10WV		
C89,90			CF92FV1H104J	MF-C 0.10UF J		
C91			CE04KW1HR47M	ELECTRO 0.47UF 50WV		
C92			CE04KW1V4R7M	ELECTRO 4.7UF 35WV		
C93			CE04KW1HR47M	ELECTRO 0.47UF 50WV		
C94			CE04KW1V4R7M	ELECTRO 4.7UF 35WV		
C95			CF92FV1H154J	MF-C 0.15UF J		
C96			CE04KW1H3R3M	ELECTRO 3.3UF 50WV		
C97,98			CF92FV1H154J	MF-C 0.15UF J		
C99			CE04KW1H3R3M	ELECTRO 3.3UF 50WV		
C100			CF92FV1H154J	MF-C 0.15UF J		
C101			CE04KW1V4R7M	ELECTRO 4.7UF 35WV		
C102			CE04KW1HR47M	ELECTRO 0.47UF 50WV		
C103			CE04KW1V4R7M	ELECTRO 4.7UF 35WV		
C104			CE04KW1HR47M	ELECTRO 0.47UF 50WV		
C105,106			CF92FV1H104J	MF-C 0.10UF J		
C107			CE04KW1C470M	ELECTRO 47UF 16WV		
C108			CF92FV1H474J	MF-C 0.47UF J		
C110			CQ93FMG1H681J	MYLAR 680PF J		
C111,112			CK45FB1H102K	CERAMIC 1000PF K		
C113			CK45FF1H103Z	CERAMIC 0.010UF Z		
C116			CE04KW1C100M	ELECTRO 10UF 16WV		
C117			CE04KW1H010M	ELECTRO 1.0UF 50WV		
C118			CF92FV1H474J	MF-C 0.47UF J		
C119,120			CE04KW1C100M	ELECTRO 10UF 16WV		
C121			CE04HW1E220M	NP-ELEC 22UF 25WV		
C122			CE04KW1H010M	ELECTRO 1.0UF 50WV		
C124			CQ93FMG1H222J	MYLAR 2200PF J		
C130			CE04KW1H2R2M	ELECTRO 2.2UF 50WV		
C131			CE04KW1HR33M	ELECTRO 0.33UF 50WV		
C133			CE04KW1A221M	ELECTRO 220UF 10WV		
C134			CE04KW1HR47M	ELECTRO 0.47UF 50WV		
C135			CQ93FMG1H823J	MYLAR 0.082UF J		
C136			CQ93FMG1H332J	MYLAR 3300PF J		
C137			CQ93FMG1H823J	MYLAR 0.082UF J		
C138			CE04KW1A221M	ELECTRO 220UF 10WV		
C141,142			CE04KW1H2R2M	ELECTRO 2.2UF 50WV		
C143			CE04KW1V4R7M	ELECTRO 4.7UF 35WV		
C144			CF92FV1H104J	MF-C 0.10UF J		
C145,146			CC45FSL1H101J	CERAMIC 100PF J		
C147,148			CQ93FMG1H562J	MYLAR 5600PF J		
C149-152			CF92FV1H104J	MF-C 0.10UF J		
C153,154			CE04KW1H2R2M	ELECTRO 2.2UF 50WV		
C155,156			CE04KW1C100M	ELECTRO 10UF 16WV		
C157,158			CE04KW1H010M	ELECTRO 1.0UF 50WV		
C159,160			CC45FSL1H101J	CERAMIC 100PF J		
C161,162			CE04KW1H2R2M	ELECTRO 2.2UF 50WV		

L : Scandinavia    K : USA    P : Canada    R : Mexico  
Y : PX(Far East, Hawaii)    T : Europe    E : Europe    G : Germany  
Y : AAFES(Europe)    X : Australia    M : Other Areas

△ indicates safety critical components.

\* New Parts  
Parts without **Parts No.** are not supplied.  
Les articles non mentionnés dans le **Parts No.** ne sont pas fournis.  
Teile ohne **Parts No.** werden nicht geliefert.

12

Ref. No	Add-ress	New Parts	Parts No.	Description	Desti-nation	Re-marks
C163			CE04KW1V4R7M	ELECTRO 4.7UF 35WV		
C165			CE04KW1C470M	ELECTRO 47UF 16WV		
C167			CE04KW1C470M	ELECTRO 47UF 16WV		
C171,172			CE04KW1H010M	ELECTRO 1.0UF 50WV		
C173,174			CC45FSL1H101J	CERAMIC 100PF J		
C201,202			CE04KW1V4R7M	ELECTRO 4.7UF 35WV		
C203,204			CQ93FMG1H391K	MYLAR 390PF K		
C205,206			CE04KW1A101M	ELECTRO 100UF 10WV		
C207,208			C90-3323-05	ALUMINUM ELECTROLYTIC C.		
C211,212			CK45FF1H103Z	CERAMIC 0.010UF Z		
C213,214			CF92FV1H104J	MF-C 0.10UF J		
C251,252			CE04KW1V4R7M	ELECTRO 4.7UF 35WV		
C253,254			CQ93FMG1H391K	MYLAR 390PF K		
C255,256			CE04KW1A101M	ELECTRO 100UF 10WV		
C257,258			CE04KW1H101M	ELECTRO 100UF 50WV		
C259			CK45FB1H222K	CERAMIC 2200PF K		
C261,262			CK45FF1H103Z	CERAMIC 0.010UF Z		
C263,264			CF92FV1H104J	MF-C 0.10UF J		
C301-304			CC45FSL1H221J	CERAMIC 220PF J	TE	
C305,306			CC45FSL1H221JM	CERAMIC 220PF J		
C307,308			CC45FSL1H221J	CERAMIC 220PF J	TE	
C309,310			CC45FSL1H221JM	CERAMIC 220PF J		
C311,312			CC45FSL1H221J	CERAMIC 220PF J	TE	
C313,314			CC45FSL1H221JM	CERAMIC 220PF J		
C315,316			CC45FSL1H221J	CERAMIC 220PF J	TE	
C317,318			CC45FSL1H221J	CERAMIC 220PF J	KP	
C321,322			CK45FF1H103Z	CERAMIC 0.010UF Z		
C323			CK45FB1H102K	CERAMIC 1000PF K		
C325,326			CK45FF1H103Z	CERAMIC 0.010UF Z		
C327			CK45FB1H102K	CERAMIC 1000PF K		
C331,332			CE04KW1H2R2M	ELECTRO 2.2UF 50WV		
C333,334			CC45FSL1H221J	CERAMIC 220PF J		
C335,336			CE04KW1C220M	ELECTRO 22UF 16WV		
C339			CK45FF1H103Z	CERAMIC 0.010UF Z		
C340			CK45FB1H391K	CERAMIC 390PF K		
CN1			E40-4245-05	PIN ASSY	MIYCX	
CN1			E40-8126-05	PIN ASSY	KPTE	
CN13			E40-4294-05	FLAT CABLE CONNECTOR		
CN15			E40-4922-05	FLAT CABLE CONNECTOR		
CN301			E40-4608-05	PIN ASSY		
△ J1			E03-0148-05	AC OUTLET	KP	
△ J1			E03-0149-05	AC OUTLET	EMI	
△ J1			E03-0310-05	AC OUTLET	T	
△ J1			E03-0325-05	AC OUTLET	X	
△ J1			E03-0330-05	AC OUTLET	C	
J2			E70-0053-05	LOCK TERMINAL BOARD		
J3			E70-0046-05	LOCK TERMINAL BOARD		
J5			E63-0138-15	PHONO JACK		
J301-303			E63-0139-15	PHONO JACK		
△ F1			F06-2021-05	FUSE (SEMKO) (250V T2AL)	TEMIYC	
△ F1			F06-2021-05	FUSE (SEMKO) (250V T2AL)	X	
△ F1			F50-0074-05	FUSE(5X20)	KP	
△ F2			F06-2021-05	FUSE (SEMKO) (250V T2AL)	MIY	
△ F3			F05-2525-05	FUSE (SEMKO) (250V T2.5AL)	E	

L : Scandinavia    K : USA    P : Canada    R : Mexico  
Y : PX(Far East, Hawaii)    T : Europe    E : Europe    G : Germany  
Y : AAFES(Europe)    X : Australia    M : Other Areas

△ indicates safety critical components.

PARTS LIST

R-A100/A150/V300/V350

\* New Parts  
Parts without **Parts No.** are not supplied.  
Les articles non mentionnés dans le **Parts No.** ne sont pas fournis.  
Teile ohne **Parts No.** werden nicht geliefert.

13

Ref. No	Add-ress	New Parts	Parts No.	Description	Desti-nation	Re-marks
△ F4 -6			F06-1022-05	FUSE (SEMKO) (250V T1AL)	TEMIYC	
△ F4 -6			F06-1022-05	FUSE (SEMKO) (250V T1AL)	X	
△ F4 ,5			F50-0066-05	FUSE(5X20)	KP	
△ F6			F50-0067-05	FUSE(5X20)	KP	
CN3 ,4			J13-0075-05	FUSE CLIP		
CN5 ,6			J13-0075-05	FUSE CLIP	MIY	
CN7 ,8			J13-0075-05	FUSE CLIP	E	
CN9 -12			J13-0075-05	FUSE CLIP		
CN17,18			J13-0075-05	FUSE CLIP		
E11 ,12			J11-0809-05	WIRE CLAMPER		
E14			J11-0809-05	WIRE CLAMPER		
X1			L78-0290-05	RESONATOR (8MHZ)		
CP1			R90-0815-05	MULTI-COMP 10K X7		
CP2 -5			R90-0186-05	MULTI-COMP 0.47X2	K 5W	
△ R1			R92-1844-05	CARBON 3.3M	J 1/2W	TE
R6			RS14KB3A561J	FL-PROOF RS 560	J 1W	KP
R7			RS14KB3D561J	FL-PROOF RS 560	J 2W	TE
R8 ,9			RS14KB3A330J	FL-PROOF RS 33	J 1W	
R12			RD14NB2E1R0J	RD 1	J 1/4W	
R19			RD14NB2E221J	RD 220	J 1/4W	
R22			RS14KB3A391J	FL-PROOF RS 390	J 1W	
R23 ,24			RS14KB3A331J	FL-PROOF RS 330	J 1W	
R28 -30			RS14KB3D391J	FL-PROOF RS 390	J 2W	
R37			RS14KB3A390J	FL-PROOF RS 39	J 1W	
R39			RD14NB2E2R2J	RD 2.2	J 1/4W	
R40			RD14NB2E470J	RD 47	J 1/4W	
R140			RS14KB3D472J	FL-PROOF RS 4.7K	J 2W	
R211,212			RD14NB2E470J	RD 47	J 1/4W	
R213,214		*	R92-1862-05	METAL PLATE RESISTOR		
R215,216			RD14NB2E332J	RD 3.3K	J 1/4W	
R225,226			RS14KB3D4R7J	FL-PROOF RS 4.7	J 2W	
R261,262			RD14NB2E470J	RD 47	J 1/4W	
R263,264		*	R92-1862-05	METAL PLATE RESISTOR		
R265,266			RD14NB2E332J	RD 3.3K	J 1/4W	
R275,276			RS14KB3D4R7J	FL-PROOF RS 4.7	J 2W	
K1		*	S76-0072-05	MAGNETIC RELAY		
K2		*	S76-0069-05	MAGNETIC RELAY		
K3 -5		*	S76-0056-05	MAGNETIC RELAY		
K6		*	S76-0072-05	MAGNETIC RELAY		
D2			S5688B	DIODE		
D2			1SR139-400	DIODE		
D4 ,5			S5688B	DIODE		
D4 ,5			1SR139-400	DIODE		
D6			MTZJ6.8(B)	ZENER DIODE		
D6			UZ-6.8BSB	ZENER DIODE		
D8			HSS104A	DIODE		
D8			1SS131	DIODE		
D9			MTZJ2.7(B)	ZENER DIODE		
D9			UZ-2.7BSB	ZENER DIODE		
D10			HSS104A	DIODE		
D10			1SS131	DIODE		
D11 ,12			D5SBA20F03	DIODE		
D11 ,12			RBV-602LFA	DIODE		

L : Scandinavia K : USA P : Canada R : Mexico  
Y : PX(Far East, Hawaii) T : Europe E : Europe G : Germany  
Y : AAFES(Europe) X : Australia M : Other Areas

△ indicates safety critical components.

\* New Parts  
Parts without **Parts No.** are not supplied.  
Les articles non mentionnés dans le **Parts No.** ne sont pas fournis.  
Teile ohne **Parts No.** werden nicht geliefert.

14

Ref. No	Add-ress	New Parts	Parts No.	Description	Desti-nation	Re-marks
D13			MTZJ5.1(B)	ZENER DIODE		
D13			UZ-5.1BSB	ZENER DIODE		
D15			HSS104A	DIODE		
D15			1SS131	DIODE		
D16			MTZJ16(B)	ZENER DIODE		
D16			UZ-16BSB	ZENER DIODE		
D17			MTZJ3.9(B)	ZENER DIODE		
D17			UZ-3.9BSB	ZENER DIODE		
D18			MTZJ18(B)	ZENER DIODE		
D18			UZ-18BSB	ZENER DIODE		
D19 -22			S5688B	DIODE		
D19 -22			1SR139-400	DIODE		
D23			MTZJ5.6(B)	ZENER DIODE		
D23			UZ-5.6BSB	ZENER DIODE		
D25			MTZJ5.6(B)	ZENER DIODE		
D25			UZ-5.6BSB	ZENER DIODE		
D26 ,27			MTZJ5.1(B)	ZENER DIODE		
D26 ,27			UZ-5.1BSB	ZENER DIODE		
D29			MTZJ10(B)	ZENER DIODE		
D29			UZ-10BSB	ZENER DIODE		
D30 -35			HSS104A	DIODE		
D30 -35			1SS131	DIODE		
D37 ,38			HSS104A	DIODE		
D37 ,38			1SS131	DIODE		
D40			HSS104A	DIODE		
D40			1SS131	DIODE		
D41 ,42			MTZJ8.2(B)	ZENER DIODE		
D41 ,42			UZ-8.2BSB	ZENER DIODE		
D43			MTZJ10(B)	ZENER DIODE		
D43			UZ-10BSB	ZENER DIODE		
D45 ,46			HSS104A	DIODE		
D45 ,46			1SS131	DIODE		
D47			HSS104A	DIODE		
D47			1SS131	DIODE		
IC1			NJM2279D	IC(VIDEO IC)		KPTE KPTE
IC2			LA2786	ANALOGUE IC		
IC3			LV1016	DI BI-POLAR IC		
IC4			TDA7466	ANALOGUE IC		
IC5			TDA7309	ANALOGUE IC		
IC6 ,7		*	STK499-080	HYBRID IC		
IC301			NJU7312AL	ANALOGUE IC		
IC302			NJU7311AL	ANALOGUE IC		
IC303			NJM4565L-D	ANALOGUE IC		
Q1			2SD2525	TRANSISTOR		
Q3			2SC1845(F,E)	TRANSISTOR		
△ Q12			2SA1534A(R,S)	TRANSISTOR		
Q13			2SD2012	TRANSISTOR		(R-V300)
Q13			2SD2061	TRANSISTOR		(R-V300)
Q13			2SD2525	TRANSISTOR		
Q13			2SD2525	TRANSISTOR		
△ Q14			2SB1640	TRANSISTOR		
△ Q15			2SC1740S(Q,R)	TRANSISTOR		
△ Q15			2SC2458(Y,GR)	TRANSISTOR		
△ Q15			2SC2785(F,E)	TRANSISTOR		
△ Q15			2SC3311A(Q,R)	TRANSISTOR		

L : Scandinavia K : USA P : Canada R : Mexico  
Y : PX(Far East, Hawaii) T : Europe E : Europe G : Germany  
Y : AAFES(Europe) X : Australia M : Other Areas

△ indicates safety critical components.

PARTS LIST

R-A100/A150/V300/V350

\* New Parts  
Parts without **Parts No.** are not supplied.  
Les articles non mentionnés dans le **Parts No.** ne sont pas fournis.  
Teile ohne **Parts No.** werden nicht geliefert.



Ref. No	Add-ress	New Parts	Parts No.	Description	Desti-nation	Re-marks
Q16			2SA1048(Y,GR)	TRANSISTOR	KPTE	
Q16			2SA1175(F,E)	TRANSISTOR	MICXY	
Q16			2SA1309A(Q,R)	TRANSISTOR	KPTE	
Q16			2SA933AS(Q,R)	TRANSISTOR	MICXY	
Q17 ,18			2SC1740S(Q,R)	TRANSISTOR	MICXY	
Q17 ,18			2SC2458(Y,GR)	TRANSISTOR	KPTE	
Q17 ,18			2SC2785(F,E)	TRANSISTOR	MICXY	
Q17 ,18			2SC3311A(Q,R)	TRANSISTOR	KPTE	
Q19 ,20			2SC3940A(R,S)	TRANSISTOR		
Q21 -24			2SC2878(B)	TRANSISTOR		
Q25			2SA992(F,E)	TRANSISTOR		
Q26 ,27			2SC1845(F,E)	TRANSISTOR		
Q29 ,30			2SA1048(Y,GR)	TRANSISTOR	KPTE	
Q29 ,30			2SA1175(F,E)	TRANSISTOR	MICXY	
Q29 ,30			2SA1309A(Q,R)	TRANSISTOR	KPTE	
Q29 ,30			2SA933AS(Q,R)	TRANSISTOR	MICXY	
Q31 ,32			2SC1740S(Q,R)	TRANSISTOR	MICXY	
Q31 ,32			2SC2458(Y,GR)	TRANSISTOR	KPTE	
Q31 ,32			2SC2785(F,E)	TRANSISTOR	MICXY	
Q31 ,32			2SC3311A(Q,R)	TRANSISTOR	KPTE	
Q35 ,36			2SC1740S(Q,R)	TRANSISTOR	MICXY	
Q35 ,36			2SC2458(Y,GR)	TRANSISTOR	KPTE	
Q35 ,36			2SC2785(F,E)	TRANSISTOR	MICXY	
Q35 ,36			2SC3311A(Q,R)	TRANSISTOR	KPTE	
Q37			2SC2458(Y,GR)	TRANSISTOR	KPTE	
Q45			2SC3311A(Q,R)	TRANSISTOR	KPTE	
Q45			2SC1740S(Q,R)	TRANSISTOR	MICXY	
Q45			2SC2458(Y,GR)	TRANSISTOR	KPTE	
Q45			2SC2785(F,E)	TRANSISTOR	MICXY	
Q45			2SC3311A(Q,R)	TRANSISTOR	KPTE	
Q201,202			2SC2878(B)	TRANSISTOR		
Q203,204			2SC1845(F,E)	TRANSISTOR		
Q251,252			2SC2878(B)	TRANSISTOR		
Q253,254			2SC1845(F,E)	TRANSISTOR		
<b>AUDIO UNIT (X09-473x-xx : R-A150 / X09-478x-xx : R-A100)</b>						
C1			CE04KW1V4R7M	ELECTRO	4.7UF	35WV
C2			CE04DW1E331M	ELECTRO	330UF	25WV
C3			CE04KW1V100M	ELECTRO	10UF	35WV
C4			CE04KW1A470M	ELECTRO	47UF	10WV
C5			CK45FB1H103Z	CERAMIC	0.010UF	Z
C6 ,7			CE04KW1H101M	ELECTRO	100UF	50WV
C9			CE04KW1H101M	ELECTRO	100UF	50WV
C10			CE04KW1H100M	ELECTRO	10UF	50WV
C11			CE04KW1H470M	ELECTRO	47UF	50WV
C13			CE04KW1V102M	ELECTRO	1000UF	35WV
C14			CE04KW1V470M	ELECTRO	47UF	35WV
C15 ,16			CK45FB1H102K	CERAMIC	1000PF	K
C17			CE04KW1C100M	ELECTRO	10UF	16WV
C18			CE04KW1C470M	ELECTRO	47UF	16WV
C19			CE04KW1V471M	ELECTRO	470UF	35WV
C20			CE04KW1V100M	ELECTRO	10UF	35WV
C21			CE04KW1C470M	ELECTRO	47UF	16WV
C23 ,24			CC45FSL1H101J	CERAMIC	100PF	J
C25			CK45FB1H102K	CERAMIC	1000PF	K
C28			CE04KW1C101M	ELECTRO	100UF	16WV

L : Scandinavia    K : USA    P : Canada    R : Mexico  
Y : PX(Far East, Hawaii)    T : Europe    E : Europe    G : Germany  
V : AAFES(Europe)    X : Australia    M : Other Areas

△ indicates safety critical components.

\* New Parts  
Parts without **Parts No.** are not supplied.  
Les articles non mentionnés dans le **Parts No.** ne sont pas fournis.  
Teile ohne **Parts No.** werden nicht geliefert.



Ref. No	Add-ress	New Parts	Parts No.	Description	Desti-nation	Re-marks
C29			CE04KW1C100M	ELECTRO	10UF	16WV
C31			CE04HW1A330M	NP-ELEC	330UF	10WV
C32			CE04KW1H010M	ELECTRO	1.0UF	50WV
C33 ,34			CK45FB1H471K	CERAMIC	470PF	K
C37 ,38			C90-3492-05	ELECTRO	3300UF	56WV
C39			CE04KW1H470M	ELECTRO	47UF	50WV
C40			CE04KW1H101M	ELECTRO	100UF	50WV
C41 ,42			CC45FSL1H020C	CERAMIC	2.0PF	C
C51 -68			CC45FSL1H221J	CERAMIC	220PF	J
C70			CK45FB1H471K	CERAMIC	470PF	K
C71			CK45FF1H103Z	CERAMIC	0.010UF	Z
C72			CC45FSL1H101J	CERAMIC	100PF	J
C73 ,74			CE04KW1H010M	ELECTRO	1.0UF	50WV
C75 ,76			CC45FSL1H221J	CERAMIC	220PF	J
C77 ,78			CE04KW1V4R7M	ELECTRO	4.7UF	35WV
C79			CK45FF1H103Z	CERAMIC	0.010UF	Z
C80			CC45FSL1H101J	CERAMIC	100PF	J
C83 ,84			CE04KW1H2R2M	ELECTRO	2.2UF	50WV
C85 -88			CE04KW1H0R1M	ELECTRO	0.1UF	50WV
C89			CE04KW1C470M	ELECTRO	47UF	16WV
C90			CE04KW1V4R7M	ELECTRO	4.7UF	35WV
C91 ,92			CE04KW1H010M	ELECTRO	1.0UF	50WV
C93 ,94			CE04KW1V4R7M	ELECTRO	4.7UF	35WV
C95 ,96			CQ93FMG1H562J	MYLAR	5600PF	J
C97			CQ93FMG1H472J	MYLAR	4700PF	J
C98 ,99			CE04KW1HR47M	ELECTRO	0.47UF	50WV
C100			CK45FB1H471K	CERAMIC	470PF	K
C111 ,112			CE04KW1H2R2M	ELECTRO	2.2UF	50WV
C113 ,114			CK45FB1H471K	CERAMIC	470PF	K
C115 ,116			CE04KW1A101M	ELECTRO	100UF	10WV
C119 ,120			CC45FSL2H470J	CERAMIC	47PF	J
C121 ,122			CF92FV1H104J	MF-C	0.10UF	J
C123 -126			CK45FF1H103Z	CERAMIC	0.010UF	Z
C127 ,128			CF92FV1H224J	MF-C	0.22UF	J
C129 ,130			CK45FF1H103Z	CERAMIC	0.010UF	Z
C131 ,132			CF92FV1H224J	MF-C	0.22UF	J
C141			CE04KW1V4R7M	ELECTRO	4.7UF	35WV
C142			CE04KW1A221M	ELECTRO	220UF	10WV
C259-268			CC45FSL1H101J	CERAMIC	100PF	J
C269			CK45FB1H102K	CERAMIC	1000PF	K
C281			CE04KW1V4R7M	ELECTRO	4.7UF	35WV
C282			CE04KW1C100M	ELECTRO	10UF	16WV
C283,284			CC45FSL1H101J	CERAMIC	100PF	J
C285,286			CK45FB1H102K	CERAMIC	1000PF	K
C287			CE04KW1V470M	ELECTRO	47UF	35WV
CN11			E40-4245-05	PIN ASSY	(R-A100)	
CN11			E40-8126-05	PIN ASSY	(R-A150)	
CN12			E40-4922-05	FLAT CABLE CONNECTOR		
CN21,22			E40-4428-05	PIN ASSY	(R-A100)	
CN21,22		*	E40-8127-05	PIN ASSY	(R-A150)	
CN23		*	E40-4429-05	PIN ASSY	(R-A100)	
CN23		*	E40-8128-05	PIN ASSY	(R-A150)	
CN24			E40-4428-05	PIN ASSY	(R-A100)	
CN25			E40-4245-05	PIN ASSY	(R-A100)	
CN25			E40-8126-05	PIN ASSY	(R-A150)	

L : Scandinavia    K : USA    P : Canada    R : Mexico  
Y : PX(Far East, Hawaii)    T : Europe    E : Europe    G : Germany  
V : AAFES(Europe)    X : Australia    M : Other Areas

△ indicates safety critical components.

\* New Parts  
Parts without **Parts No.** are not supplied.  
Les articles non mentionnes dans le **Parts No.** ne sont pas fournis.  
Teile ohne **Parts No.** werden nicht geliefert.

17

Ref. No	Address	New Parts	Parts No.	Description	Destination	Remarks
Δ CN31,32			E40-4871-05	PIN ASSY		
Δ J1			E03-0149-05	AC OUTLET	EM	
J1			E03-0310-05	AC OUTLET	T	
J2 -4			E63-0139-15	PHONO JACK		
J5			E11-0280-05	PHONE JACK		
J6			E70-0053-05	LOCK TERMINAL BOARD		
Δ F1			F05-2525-05	FUSE (SEMKO) (250V T2.5AL)	TE	
Δ F2			F05-1222-05	FUSE (SEMKO) (250V T1.25A L)		
Δ F5			F05-1222-05	FUSE (SEMKO) (250V T1.25A L)	M	
CN1 ,2			J13-0075-05	FUSE CLIP	TE	
CN3 ,4			J13-0075-05	FUSE CLIP		
CN9 ,10			J13-0075-05	FUSE CLIP	M	
E1 -3			J11-0808-05	WIRE CLAMPER		
R1			RD14NB2E272J	RD 2.7K J 1/4W		
R6			RD14NB2E6R8J	RD 6.8 J 1/4W		
R7			RD14NB2E1R0J	RD 1 J 1/4W		
R8			RS14KB3D821J	FL-PROOF RS 820 J 2W	TE	
R11			RD14NB2E3R3J	RD 3.3 J 1/4W		
R14			RD14NB2E221J	RD 220 J 1/4W		
R15			RS14KB3D181J	FL-PROOF RS 180 J 2W		
R18			RD14NB2E3R3J	RD 3.3 J 1/4W		
R27			RD14NB2E150J	RD 15 J 1/4W		
R33 ,34			RS14KB3D221J	FL-PROOF RS 220 J 2W		
R35			RS14KB3D392J	FL-PROOF RS 3.9K J 2W		
R47 ,48			RD14NB2E470J	RD 47 J 1/4W		
R99			RD14NB2E4R7J	RD 4.7 J 1/4W		
R149-152			RD14NB2E221J	RD 220 J 1/4W		
R153,154			RD14NB2E682J	RD 6.8K J 1/4W		
R155,156			RD14NB2E101J	RD 100 J 1/4W		
R175-178			RD14NB2E4R7J	RD 4.7 J 1/4W		
R179,180			RD14NB2E332J	RD 3.3K J 1/4W		
R187,188			RS14KB3D4R7J	FL-PROOF RS 4.7 J 2W		
R240			RS14KB3D680J	FL-PROOF RS 68 J 2W		
R241-244			R92-1771-05	METAL PLATE RESISTOR		
VR1 ,2			R12-0607-05	TRIMMING POT.(470)		
K1 ,2			S76-0060-05	MAGNETIC RELAY		
K3			S76-0056-05	MAGNETIC RELAY		
Δ S1			S62-0001-05	SLIDE SWITCH	M	
D1			S5688B	DIODE		
D1			1SR139-400	DIODE		
D2			HSS104A	DIODE		
D2			1SS131	DIODE		
D3			MTZJ2.7(B)	ZENER DIODE		
D3			UZ-2.7BSB	ZENER DIODE		
D5			MTZJ6.8(B)	ZENER DIODE		
D5			UZ-6.8BSB	ZENER DIODE		
D6 -8			S5688B	DIODE		
D6 -8			1SR139-400	DIODE		
D9			MTZJ16(B)	ZENER DIODE		
D9			UZ-16BSB	ZENER DIODE		
D10			MTZJ18(B)	ZENER DIODE		
D10			UZ-18BSB	ZENER DIODE		
D11 -14			S5688B	DIODE		

L : Scandinavia K : USA P : Canada R : Mexico  
Y : PX(Far East, Hawaii) T : Europe E : Europe G : Germany  
Y : AAFES(Europe) X : Australia M : Other Areas

Δ indicates safety critical components.

\* New Parts  
Parts without **Parts No.** are not supplied.  
Les articles non mentionnes dans le **Parts No.** ne sont pas fournis.  
Teile ohne **Parts No.** werden nicht geliefert.

18

Ref. No	Address	New Parts	Parts No.	Description	Destination	Remarks
D11 -14			1SR139-400	DIODE		
D15 ,16			MTZJ5.6(B)	ZENER DIODE		
D15 ,16			UZ-5.6BSB	ZENER DIODE		
D17			HSS104A	DIODE		
D17			1SS131	DIODE		
D19			MTZJ10(B)	ZENER DIODE		
D19			UZ-10BSB	ZENER DIODE		
D20			HSS104A	DIODE		
D20			1SS131	DIODE		
D21			MTZJ3.9(B)	ZENER DIODE		
D21			UZ-3.9BSB	ZENER DIODE		
D25			D5SBA20F03	DIODE		
D31 ,32			HSS104A	DIODE		
D31 ,32			1SS131	DIODE		
D35 ,36			HSS104A	DIODE		
D35 ,36			1SS131	DIODE		
D37			MTZJ5.1(B)	ZENER DIODE		
D37			UZ-5.1BSB	ZENER DIODE		
IC1			NJU7312AL	ANALOGUE IC		
IC2			NJM4565D-D	IC(OP AMP X2)		
IC3			TC9215AP	ANALOGUE IC		
IC4			TDA7466	ANALOGUE IC		
Q1			2SD2525	TRANSISTOR		
Q2			2SA1534A(R,S)	TRANSISTOR		
Q3			2SA1048(Y,GR)	TRANSISTOR	TE	
Q3			2SA1175(F,E)	TRANSISTOR	M	
Q3			2SA1309A(Q,R)	TRANSISTOR	TE	
Q3			2SA933AS(Q,R)	TRANSISTOR	M	
Q5			2SC1740S(Q,R)	TRANSISTOR	M	
Q5			2SC2458(Y,GR)	TRANSISTOR	TE	
Q5			2SC2785(F,E)	TRANSISTOR	M	
Q5			2SC3311A(Q,R)	TRANSISTOR	TE	
Q11			2SD2525	TRANSISTOR		
Q12 ,13			2SC1740S(Q,R)	TRANSISTOR	M	
Q12 ,13			2SC2458(Y,GR)	TRANSISTOR	TE	
Q12 ,13			2SC2785(F,E)	TRANSISTOR	M	
Q12 ,13			2SC3311A(Q,R)	TRANSISTOR	TE	
Q14			2SB1640	TRANSISTOR		
Q15			2SA1048(Y,GR)	TRANSISTOR	TE	
Q15			2SA1175(F,E)	TRANSISTOR	M	
Q15			2SA1309A(Q,R)	TRANSISTOR	TE	
Q15			2SA933AS(Q,R)	TRANSISTOR	M	
Q21 ,22			2SC1740S(Q,R)	TRANSISTOR	M	
Q21 ,22			2SC2458(Y,GR)	TRANSISTOR	TE	
Q21 ,22			2SC3311A(Q,R)	TRANSISTOR	TE	
Q25 ,26			2SA1048(Y,GR)	TRANSISTOR	TE	
Q25 ,26			2SA1175(F,E)	TRANSISTOR	M	
Q25 ,26			2SA1309A(Q,R)	TRANSISTOR	TE	
Q25 ,26			2SA933AS(Q,R)	TRANSISTOR	M	
Q31 ,32			2SC2878(B)	TRANSISTOR		
Q51 ,52			2SC2878(B)	TRANSISTOR		
Q53 -58			2SA992(F,E)	TRANSISTOR		
Q59 -62			2SC1845(F,E)	TRANSISTOR		
Q77 ,78			2SC1845(F,E)	TRANSISTOR		

L : Scandinavia K : USA P : Canada R : Mexico  
Y : PX(Far East, Hawaii) T : Europe E : Europe G : Germany  
Y : AAFES(Europe) X : Australia M : Other Areas

Δ indicates safety critical components.

PARTS LIST

R-A100/A150/V300/V350

\* New Parts

Parts without **Parts No.** are not supplied.Les articles non mentionnés dans le **Parts No.** ne sont pas fournis.Teile ohne **Parts No.** werden nicht geliefert.

19

Ref. No	Add-ress	New Parts	Parts No.	Description	Desti-nation	Re-marks
Q81			2SA992(F,E)	TRANSISTOR		
Q82 ,83			2SC1845(F,E)	TRANSISTOR		
Q84			2SC1740S(Q,R)	TRANSISTOR	M	
Q84			2SC2458(Y,GR)	TRANSISTOR	TE	
Q84			2SC2785(F,E)	TRANSISTOR	M	
Q84			2SC3311A(Q,R)	TRANSISTOR	TE	
Q91			2SA1048(Y,GR)	TRANSISTOR	TE	
Q91			2SA1175(F,E)	TRANSISTOR	M	
Q91			2SA1309A(Q,R)	TRANSISTOR	TE	
Q91			2SA933AS(Q,R)	TRANSISTOR	M	
Q92			2SC3940A(R,S)	TRANSISTOR		
Q93 ,94			2SC2878(B)	TRANSISTOR		
Q95			2SC1740S(Q,R)	TRANSISTOR	M	
Q95			2SC2458(Y,GR)	TRANSISTOR	TE	
Q95			2SC2785(F,E)	TRANSISTOR	M	
Q95			2SC3311A(Q,R)	TRANSISTOR	TE	
<b>DISPLAY UNIT (X14-448x-xx)</b>						
D3			B30-2519-05	LED(INFRARED,D=5)(R-V300/V350)		
D4			B30-2519-05	LED(INFRARED,D=5)(R-A100/A150)		
D5			B30-2519-05	LED(INFRARED,D=5)(R-V300/V350)		
D6			B30-2519-05	LED(INFRARED,D=5)(R-A100/A150)		
D7			B30-2507-05	LED(RED/GRN,D=5) (R-A150)		
D8			B30-2519-05	LED(INFRARED,D=5)(R-V300/V350)		
D9			B30-2519-05	LED(INFRARED,D=5)(R-A100/A150)		
D12			B30-2507-05	LED(RED/GRN,D=5) (R-V350)		
D32			B30-2519-05	LED(INFRARED,D=5)(R-V300/V350)		
D38			B30-2493-05	LED(RED) (R-V350)		
D41			B30-2493-05	LED(RED) (R-A100)		
D42			B30-2519-05	LED(INFRARED,D=5)(R-A100/A150)		
C2			CE04KW1A101M	ELECTRO 100UF 10WV		
C3 ,4			CK73FB1H102K	CHIP C 1000PF K		
C5			CE04KW1A101M	ELECTRO 100UF 10WV		
C6			C90-3212-05	ELECTRO 47UF 6.3WV		
C7			CF92FV1H124J	MF-C 0.12UF J		
C8			CK73FB1H102K	CHIP C 1000PF K		
C9 ,10			CC73FCH1H220J	CHIP C 22PF J		
C11			C90-3253-05	ELECTRO 1.0UF 50WV		
C12 ,13			CK73FB1H103K	CHIP C 0.010UF K		
C14			C90-3253-05	ELECTRO 1.0UF 50WV		
C15			C90-2836-05	ELECTRO 0.33UF 5.5WV		
C16			CK73EB1H104K	CHIP C 0.10UF K		
C17 ,18			CQ93FMG1H104J	MYLAR 0.10UF J	TE	
C19 ,20			CK45FF1H103Z	CERAMIC 0.010UF Z	TE	
C22			C90-3214-05	ELECTRO 100UF 6.3WV		
C23			CK45FF1H103Z	CERAMIC 0.010UF Z		
C24 -26			CK45FB1H102K	CERAMIC 1000PF K		
C29			CE04KW1A101M	ELECTRO 100UF 10WV	TE	
C30			CE04HW1H010M	NP-ELEC 1.0UF 50WV	TE	
C31			CK45FB1H102K	CERAMIC 1000PF K	TE	
C32			CE04KW1H010M	ELECTRO 1.0UF 50WV	TE	
C33			CK45FB1H471K	CERAMIC 470PF K	TE	
C38 ,39			CK45FB1H102K	CERAMIC 1000PF K		
C40 ,41	3,35		CK45FB1H471K	CERAMIC 470PF K		
C42			CE04HW1HR47M	NP-ELEC 0.47UF 50WV		

L : Scandinavia  
Y : PX(Far East, Hawaii)  
Y : AAFES(Europe)K : USA  
T : Europe  
X : Australia  
P : Canada  
E : Europe  
M : Other Areas  
R : Mexico  
G : Germany

△ indicates safety critical components.

\* New Parts

Parts without **Parts No.** are not supplied.Les articles non mentionnés dans le **Parts No.** ne sont pas fournis.Teile ohne **Parts No.** werden nicht geliefert.

20

Ref. No	Add-ress	New Parts	Parts No.	Description	Desti-nation	Re-marks
C101			CE04KW1A101M	ELECTRO 100UF 10WV	TE	
C102			CE04KW1H010M	ELECTRO 1.0UF 50WV	TE	
C103			CE04KW1H2R2M	ELECTRO 2.2UF 50WV	TE	
C104			CC45FSL1H331J	CERAMIC 330PF J	TE	
C105			CQ93FMG1H561J	MYLAR 560PF J	TE	
C106			CE04KW1A101M	ELECTRO 100UF 10WV	TE	
C107,108			CE04KW1C220M	ELECTRO 22UF 16WV	TE	
C109			CQ93FMG1H103J	MYLAR 0.010UF J	TE	
C110,111			CK45FF1H103Z	CERAMIC 0.010UF Z	TE	
C112			CE04KW1H100M	ELECTRO 10UF 50WV	TE	
C113			CQ93FMG1H102J	MYLAR 1000PF J	TE	
C114			CK45FF1H103Z	CERAMIC 0.010UF Z	TE	
C115			CQ93FMG1H182J	MYLAR 1800PF J	TE	
C116			CC45FCH1H390J	CERAMIC 39PF J	TE	
C117			CC45FCH1H330J	CERAMIC 33PF J	TE	
C118			CE04KW1A101M	ELECTRO 100UF 10WV	TE	
C120,121			CC45FCH1H270J	CERAMIC 27PF J	TE	
CN1			E40-8123-05	FLAT CABLE CONNECTOR		
CN2 ,3			E40-3257-05	PIN ASSY		
CN4 ,5			E40-3261-05	PIN ASSY (R-A100/V350)	TE	
CN6			E40-3249-05	PIN ASSY		
CN8			E40-4294-05	FLAT CABLE CONNECTOR		
CN50			E40-3259-05	PIN ASSY	TE	
J1			E11-0280-05	PHONE JACK (R-V350)		
J1			E11-0282-05	PHONE JACK (R-V300)		
J2			E11-0188-05	MINIATURE PHONE JACK(2P)	KPMIYC	
J2			E11-0188-05	MINIATURE PHONE JACK(2P)	X	
J2			E11-0293-05	MINIATURE PHONE JACK(2P)	TE	
J3			E11-0283-05	MINIATURE PHONE JACK(3P)	TE	
J4			E63-0116-05	PHONO JACK	KPMIYC	
J4			E63-0116-05	PHONO JACK	X	
J4			E63-0164-05	PHONO JACK	TE	
-			J19-5793-13	HOLDER		
L100			L40-1091-17	SMALL FIXED INDUCTOR(1UH)	TE	
L101			L40-1001-17	SMALL FIXED INDUCTOR(10UH,K) TE		
X1			L78-0674-05	RESONATOR		
X2			L77-2173-05	CRYSTAL RESONATOR(32.768KHZ)		
X3			L78-0284-05	RESONATOR (5MHZ)		
X100			L78-0626-05	RESONATOR (16M)	TE	
X101			L77-2200-05	CRYSTAL RESONATOR(4.332MHZ)	TE	
CP1			R90-0860-05	MULTI-COMP 4.7K X1 1		
CP2			R90-0878-05	MULTI-COMP 10KX3		
CP3			R90-0484-05	MULTI-COMP 4.7KX12 J 1/6W		
CP4			R90-0865-05	MULTI-COMP 10K X11		
R6 ,7			RK73FB2A104J	CHIP R 100K J 1/10W		
R12 ,13			RS14KB3D221J	FL-PROOF RS 220 J 2W		
R22 -25			RK73FB2A221J	CHIP R 220 J 1/10W		
R26			RK73FB2A104J	CHIP R 100K J 1/10W		
R27 ,28			RK73FB2A103J	CHIP R 10K J 1/10W		
R29			RK73EB2B103J	CHIP R 10K J 1/8W		
R30			RK73FB2A104J	CHIP R 100K J 1/10W		
R31			RK73EB2B103J	CHIP R 10K J 1/8W		
R32 -34			RK73FB2A104J	CHIP R 100K J 1/10W		
R35			RK73EB2B221J	CHIP R 220 J 1/8W		
R36			RK73FB2A472J	CHIP R 4.7K J 1/10W		

L : Scandinavia  
Y : PX(Far East, Hawaii)  
Y : AAFES(Europe)K : USA  
T : Europe  
X : Australia  
P : Canada  
E : Europe  
M : Other Areas  
R : Mexico  
G : Germany

△ indicates safety critical components.

PARTS LIST

R-A100/A150/V300/V350

\* New Parts  
Parts without **Parts No.** are not supplied.  
Les articles non mentionnés dans le **Parts No.** ne sont pas fournis.  
Teile ohne **Parts No.** werden nicht geliefert.

21

Ref. No	Add-ress	New Parts	Parts No.	Description	Desti-nation	Re-marks
R37			RK73FB2A104J	CHIP R 100K J 1/10W		
R38			RK73FB2A221J	CHIP R 220 J 1/10W		
R40 ,41			RK73FB2A222J	CHIP R 2.2K J 1/10W		
R42 -47			RK73FB2A1R0J	CHIP R 1 J 1/10W		
R50			RK73EB2B104J	CHIP R 100K J 1/8W		
R51 -53			RK73FB2A221J	CHIP R 220 J 1/10W		
R55			RK73FB2A101J	CHIP R 100 J 1/10W		
R56			RK73FB2A102J	CHIP R 1.0K J 1/10W		
R57			RK73FB2A101J	CHIP R 100 J 1/10W		
R58			RK73FB2A103J	CHIP R 10K J 1/10W		
R59			RK73FB2A101J	CHIP R 100 J 1/10W		
R60			RK73FB2A475J	CHIP R 4.7M J 1/10W		
R61			RK73FB2A101J	CHIP R 100 J 1/10W		
R62			RK73FB2A104J	CHIP R 100K J 1/10W		
R63 -68			RK73FB2A101J	CHIP R 100 J 1/10W		
R69			RK73FB2A331J	CHIP R 330 J 1/10W		
R70			RK73FB2A101J	CHIP R 100 J 1/10W		
R71 ,72			RK73FB2A104J	CHIP R 100K J 1/10W		
R73			RK73FB2A221J	CHIP R 220 J 1/10W		
R74			RK73FB2A331J	CHIP R 330 J 1/10W		
R75 ,76			RK73FB2A104J	CHIP R 100K J 1/10W		
R77			RK73EB2B751J	CHIP R 750 J 1/8W		
R78			RK73FB2A221J	CHIP R 220 J 1/10W		
R81			RK73EB2B104J	CHIP R 100K J 1/8W		
R82			RK73FB2A221J	CHIP R 220 J 1/10W		
R83			RK73FB2A474J	CHIP R 470K J 1/10W		
R84			RK73FB2A103J	CHIP R 10K J 1/10W		
R88			RK73FB2A104J	CHIP R 100K J 1/10W		
R89			RK73FB2A102J	CHIP R 1.0K J 1/10W		
R91			RK73FB2A221J	CHIP R 220 J 1/10W		
R93			RK73EB2B103J	CHIP R 10K J 1/8W		
R94 ,95			RK73FB2A471J	CHIP R 470 J 1/10W		
R96			RK73FB2A102J	CHIP R 1.0K J 1/10W		
R98			RK73EB2B471J	CHIP R 470 J 1/8W		
R103			RK73FB2A102J	CHIP R 1.0K J 1/10W		
R104			RK73FB2A104J	CHIP R 100K J 1/10W		
R240			RD14NB2E101J	RD 100 J 1/4W	TE	
W200			R92-0679-05	CHIP R 0 OHM		
W201			R92-0670-05	CHIP R 0 OHM		
W202-205			R92-0670-05	CHIP R 0 OHM		
W206-216			R92-0679-05	CHIP R 0 OHM		
W217			R92-0670-05	CHIP R 0 OHM		
W218,219			R92-0679-05	CHIP R 0 OHM		
W220-223			R92-0670-05	CHIP R 0 OHM		
W224			R92-0679-05	CHIP R 0 OHM		
W225			R92-0670-05	CHIP R 0 OHM		
W226,227			R92-0679-05	CHIP R 0 OHM		
W228,229			R92-0670-05	CHIP R 0 OHM		
W229			R92-0670-05	CHIP R 0 OHM		
W230			R92-0679-05	CHIP R 0 OHM		
W231			R92-0670-05	CHIP R 0 OHM		
W232,233			R92-0679-05	CHIP R 0 OHM		
S1 -3			S70-0031-05	TACT SWITCH (R-V300/V350)		
S4			S70-0031-05	TACT SWITCH		
S5 ,6			S70-0031-05	TACT SWITCH (R-V350)		

L : Scandinavia    K : USA    P : Canada    R : Mexico  
Y : PX(Far East, Hawaii)    T : Europe    E : Europe    G : Germany  
Y : AAFES(Europe)    X : Australia    M : Other Areas

⚠ indicates safety critical components.

\* New Parts  
Parts without **Parts No.** are not supplied.  
Les articles non mentionnés dans le **Parts No.** ne sont pas fournis.  
Teile ohne **Parts No.** werden nicht geliefert.

22

Ref. No	Add-ress	New Parts	Parts No.	Description	Desti-nation	Re-marks
S7 ,8			S70-0031-05	TACT SWITCH (R-A100/A150)		
S9			S70-0031-05	TACT SWITCH		
S10 ,11			S70-0031-05	TACT SWITCH (R-V300/V350)		
S12			S70-0031-05	TACT SWITCH (R-V350)		
S13			S70-0031-05	TACT SWITCH		
S14			S70-0031-05	TACT SWITCH (R-V300/V350)		
S15			S70-0031-05	TACT SWITCH (R-V350)		
S16 ,17			S70-0031-05	TACT SWITCH (R-A100/A150)		
S18			S70-0031-05	TACT SWITCH		
S19 ,20			S70-0031-05	TACT SWITCH (R-V300/V350)		
S21			S70-0031-05	TACT SWITCH (R-V350)		
S22			S70-0031-05	TACT SWITCH		
S23 ,34			S70-0031-05	TACT SWITCH (R-A100/VA10)		
S25			S70-0031-05	TACT SWITCH		
S26			S70-0031-05	TACT SWITCH		
S27			S70-0031-05	TACT SWITCH (R-V350)		
S30 -32			S70-0031-05	TACT SWITCH (R-A100/A150)		
S33			S62-0001-05	SLIDE SWITCH (R-V300)	MIY	
S28			T99-0559-05	ROTARY ENCODER(R-A100/A150)		
S29			T99-0559-05	ROTARY ENCODER(R-V300/V350)		
D1 ,2			HSS104A	DIODE		
D1 ,2			1SS131	DIODE		
D10 ,11			MA110	DIODE		
D13 -16			MA110	DIODE		
D17			S5688B	DIODE		
D17			1SR139-400	DIODE		
D18			HSS104A	DIODE		
D18			1SS131	DIODE		
D19			MA110	DIODE		
D20 -22			HSS104A	DIODE		
D20 -22			1SS131	DIODE		
D23			MA110	DIODE		
D24 -27			HSS104A	DIODE		
D24 -27			1SS131	DIODE		
D28			MA110	DIODE		
D29			HSS104A	DIODE		
D29			1SS131	DIODE		
D30			HSS104A	DIODE		
D30			1SS131	DIODE		
D31			HSS104A	DIODE (R-V300/V350)		
D31			1SS131	DIODE (R-V300/V350)		
D33			HSS104A	DIODE (R-V300)		
D33			1SS131	DIODE (R-V300)		
D34			HSS104A	DIODE (R-A100/A150)		
D34			1SS131	DIODE (R-A100/A150)		
D35			MTZJ6.2(B)	ZENER DIODE		
D35			UZ-6.2BSB	ZENER DIODE		
D36 ,37			HSS104A	DIODE		
D36 ,37			1SS131	DIODE		
D39 ,40			HSS104A	DIODE		
D39 ,40			1SS131	DIODE		
D43 ,44			HSS104A	DIODE		
D43 ,44			1SS131	DIODE		
D100-107			HSS104A	DIODE		
D100-107			1SS131	DIODE		

L : Scandinavia    K : USA    P : Canada    R : Mexico  
Y : PX(Far East, Hawaii)    T : Europe    E : Europe    G : Germany  
Y : AAFES(Europe)    X : Australia    M : Other Areas

⚠ indicates safety critical components.

PARTS LIST

R-A100/A150/V300/V350

# R-A100/A150/V300/V350

## PARTS LIST



\* New Parts  
 Parts without **Parts No.** are not supplied.  
 Les articles non mentionnés dans le **Parts No.** ne sont pas fournis.  
 Teile ohne **Parts No.** werden nicht geliefert.

Ref. No	Add-ress	New Parts	Parts No.	Description	Desti-nation	Re-marks
ED1		*	20U64102SA	INDICATOR TUBE		
IC1		*	UPD780206GF025	MI-COM IC	MIYCX	
IC1		*	UPD780206GF027	MI-COM IC	KPTE	
IC2			S-806D-Z	ANALOGUE IC		
IC3			UPD17215GT-737	MI-COM IC		
IC51			RF5S830-0021	MOS-IC	TE	
IC52			SAA6579	ANALOGUE IC	TE	
Q1 ,2			2SC3246	TRANSISTOR		
Q3 ,4			2SA1048(Y,GR)	TRANSISTOR	TE	
Q3 ,4			2SA1309A(Q,R)	TRANSISTOR	TE	
Q5			2SA1175(F,E)	TRANSISTOR	MCİY	
Q5			2SA933AS(Q,R)	TRANSISTOR	MCİY	
Q6			2SC4116(Y,GR)	TRANSISTOR		
Q7			2SC1740S(Q,R)	TRANSISTOR	MIYCX	
Q7			2SC2458(Y,GR)	TRANSISTOR	KPTE	
Q7			2SC2785(F,E)	TRANSISTOR	MIYCX	
Q7			2SC3311A(Q,R)	TRANSISTOR	KPTE	
Q8			2SC2458(Y,GR)	TRANSISTOR	TE	
Q8			2SC3311A(Q,R)	TRANSISTOR	TE	
Q10			2SC2878(B)	TRANSISTOR		
Q100			2SC2458(Y,GR)	TRANSISTOR	TE	
Q100			2SC3311A(Q,R)	TRANSISTOR	TE	
Q101			2SA1048(Y,GR)	TRANSISTOR	TE	
Q101			2SA1309A(Q,R)	TRANSISTOR	TE	
Q102			2SC2458(Y,GR)	TRANSISTOR	TE	
Q102			2SC3311A(Q,R)	TRANSISTOR	TE	
A1	3,35		W02-2598-05	OPTIC RECEIVING (R-V300/V350)		
A2	1,15		W02-2598-05	OPTIC RECEIVING (R-A100/A150)		

L : Scandinavia      K : USA      P : Canada      R : Mexico  
 Y : PX(Far East, Hawaii)      T : Europe      E : Europe      G : Germany  
 Y : AAFES(Europe)      X : Australia      M : Other Areas

indicates safety critical components.



# R-A100/A150/V300/V350

## SPECIFICATIONS

### R-A100 (En/M)

#### Audio section

Effective output power	
1 kHz, 10% T.H.D., at 6 Ω	50 W + 50 W
Rated output power	
1 kHz, 1% T.H.D., at 6 Ω	40 W + 40 W
Total harmonic distortion (1 kHz, 25 W, 6 Ω)	0.02 %
Frequency response	
LINE (CD)	10 Hz ~ 80 kHz, +0 dB, -3 dB
Signal to noise ratio (IHF'66)	
LINE (CD)	90 dB
Input sensitivity / impedance	
LINE (AUX)	200 mV / 47 kΩ
Tone controls	
BASS	± 8 dB (at 100 Hz)
TREBLE	± 8 dB (at 100 kHz)
Output level / impedance	
TAPE REC	200 mV / 2.2 kΩ
SUB WOOFER PRE OUT	2V / 1kΩ

#### FM Tuner section

Tuning frequency range	87.5 MHz ~ 108 MHz
Usable sensitivity	
MONO	1.6 μV (at 75 Ω) / 15.2 dBf (75 kHz dev., SINAD. 30 dB)
50dB quieting sensitivity	
STEREO	31.6 μV (at 75 Ω) / 41.2 dBf (75 kHz dev.)
Signal to noise ratio (1 kHz, 75 kHz dev)	
MONO	73 dB (65 dBf input)
STEREO	68 dB (65 dBf input)
Selectivity (IHF ± 400 kHz)	50 dB
Stereo separation (1 kHz)	40 dB
Frequency response	30 Hz~15 kHz, +0.5 dB, -3.0 dB

#### AM Tuner section

Tuning frequency range	(9 kHz) 531 kHz ~ 1,602 kHz (10 kHz) 530 kHz ~ 1,610 kHz
Usable sensitivity	
(30% mod., S/N 20 dB)	20 μV / (700 μV / m)
Signal to noise ratio	
(at 30% mod 1 mV input)	48 dB

#### General

Power consumption	100 W
AC outlet	
UNSWITCHED	2 : (Total 100 W max)
Dimensions	W : 400 mm H : 106 mm D : 382 mm
Weight (net)	6.1 kg

### R-A150 (En/T)

#### Audio section

Rated output power	
(DIN)1 kHz, 0.7% at 6 Ω	50 W + 50 W
Total harmonic distortion (1 kHz, 25 W, 6 Ω)	0.02 %
Frequency response	
LINE (CD)	10 Hz ~ 80 kHz, +0 dB, -3 dB
Signal to noise ratio (IHF'66)	
LINE (CD)	90 dB
Input sensitivity / impedance	
LINE (AUX)	200 mV / 47 kΩ
Tone controls	
BASS	± 8 dB (at 100 Hz)
TREBLE	± 8 dB (at 100 kHz)
Output level / impedance	
TAPE REC	200 mV / 2.2 kΩ
SUB WOOFER PRE OUT	2 V / 1 kΩ

#### FM Tuner section

Tuning frequency range	87.5 MHz ~ 108 MHz
Usable sensitivity (DIN)	
MONO	1.2 μV(at 75 Ω) / 13.2 dBf (40 kHz dev., S/N 26 dB)
STEREO	35 μV(at 75 Ω) / 42 dBf (46 kHz dev., S/N 46dB)
Signal to noise ratio ( DIN weighted at 1kHz, 40 kHz dev.)	
MONO	65 dB (65.2 dBf input)
STEREO	60 dB (65.2 dBf input)
Selectivity (DIN ± 300 kHz)	64 dB
Stereo separation (DIN,1 kHz)	36 dB
Frequency response	30 Hz ~ 15 kHz, +0.5 dB, -3.0 dB

#### MW Tuner section

Tuning frequency range	531 ~ 1,602 kHz
Usable sensitivity	
(30% mod., S/N 20 dB)	20 μV / (700 μV / m)
Signal to noise ratio	
(at 30% mod. 1mV input)	48 dB

#### LW Tuner section

Tuning frequency range	153 kHz ~ 279 kHz
Usable sensitivity	
(30% mod.,S/N 20 dB)	35 μV
Signal to noise ratio	
(at 30% mod. 1mV input)	45 dB

#### General

Power consumption	120 W
AC outlet	
UNSWITCHED	2 : (Total 100 W max)
Dimensions	W : 400 mm H : 106 mm D : 382 mm
Weight (net)	6.1 kg



1. KENWOOD follows a policy of continuous advancements in development. For this reason specifications may be changed without notice.
2. Full performance may not be exhibited in extremely cold locations (below 0 deg.C).

# R-A100/A150/V300/V350

## SPECIFICATIONS

### R-V300 (U.S.A. and Canada)

#### Audio section

Rated output power during STEREO operation

70 watts per channel minimum RMS, both channels driven, at 6Ω from 40 Hz to 20 kHz with no more than 0.7% total harmonic distortion.(FTC)

Effective output power during SURROUND operation

FRONT (1 kHz, 5 % T.H.D. at 6 Ω) .....70 W + 70 W  
CENTER(1 kHz, 5 % T.H.D. at 6 Ω) .....70 W  
SURROUND (1 kHz, 5 % T.H.D. at 6 Ω) .....70 W

Rated output power during SURROUND operation

FRONT (1kHz,1% T.H.D. at 6Ω) .....45 W + 45 W  
CENTER (1kHz,1% T.H.D. at 6 Ω) .....45 W  
SURROUND (1kHz,1% T.H.D. at 3 Ω).....23 W + 23 W

Total harmonic distortion (1 kHz, 35 W, 6 Ω).....0.03 %

Frequency response

LINE(CD).....10 Hz ~80 kHz, +0 dB, -3 dB

Signal to noise ratio (IHF'66)

LINE (CD) .....92 dB

Input sensitivity / impedance

LINE (AUX) .....200 mV / 47 kΩ

Tone controls

BASS .....±8 dB(at 100 Hz)

TREBLE .....±8 dB(at 10 kHz)

Output level / impedance

TAPE REC .....200 mV / 2.2 kΩ

SUB WOOFER PRE OUT.....2 V / 1 kΩ

#### Video section

VIDEO inputs / outputs

(composite) .....1 Vp-p / 75 Ω

#### FM Tuner section

Tuning frequency range .....87.5 MHz ~ 108 MHz

Usable sensitivity

MONO .....1.6 μV(at75 Ω) / 15.2 dBf  
(75 kHz dev., SINAD.30 dB)

50 dB quieting sensitivity

STEREO .....31.6 μV(75 Ω) / 41.2 dBf  
(75 kHz dev.)

Signal to noise ratio (1 kHz 75 kHz dev.)

MONO .....73 dB (65 dBf input)

STEREO .....68 dB (65 dBf input)

Selectivity (IMF±400kHz).....70 dB

Stereo separation (1kHz) .....40 dB

Frequency response .....30 Hz ~15 kHz, +0.5 dB, -3.0 dB

#### AM Tuner section

Tuning frequency range .....530 kHz~1,700 kHz

Usable sensitivity

(30%mod.,S/N 20dB).....20 μV / (700 μV / m)

Signal to noise ratio

(at 30%mod.1mV input) .....48 dB

#### General

Power consumption .....180 W

AC outlet

UNSWITCHED .....2 : (Total 100 W max)

Dimensions .....W : 400mm (15-3/4")

H : 140mm (5-1/2")

D : 380mm(14-15/16")

Weight(net) .....8.9 kg(19.6lb)



1. KENWOOD follows a policy of continuous advancements in development. For this reason specifications may be changed without notice.
2. Full performance may not be exhibited in extremely cold locations (below 0 deg.C).

# R-A100/A150/V300/V350

## SPECIFICATIONS

### R-V350

#### Audio section

Rated output power during STEREO operation  
 (DIN) 1 kHz, 0.7 % at 6 Ω ..... 70 W + 70 W

Effective output power during SURROUND operation  
 FRONT (1kHz, 5 % T.H.D. at 6 Ω) ..... 70 W + 70 W  
 CENTER (1kHz, 5 % T.H.D. at 6 Ω) ..... 70 W  
 SURROUND (1kHz, 5 % T.H.D. at 6 Ω) ..... 70 W

Rated output power during SURROUND operation  
 FRONT (1 kHz, 1 % T.H.D. at 6 Ω) ..... 45 W + 4 5 W  
 CENTER (1 kHz, 1 % T.H.D. at 6 Ω) ..... 45 W  
 SURROUND (1 kHz, 1 % T.H.D. at 3 Ω) ..... 23 W + 23 W

Total harmonic distortion (1 kHz, 35 W, 6 Ω) ..... 0.03 %

Frequency response  
 LINE (CD) ..... 10 Hz ~ 80 kHz, + 0 dB, - 3 dB

Signal to noise ratio (IHF'66)  
 LINE (CD) ..... 92 dB

Input sensitivity / impedance  
 LINE (AUX) ..... 200 mV / 47 kΩ

Tone controls  
 BASS ..... ±8 dB (at 100 Hz)  
 TREBLE ..... ±8 dB (at 10 kHz)

Output level / impedance  
 TAPE REC ..... 200 mV / 2.2 kΩ  
 SUB WOOFER PRE OUT ..... 2 V / 1 kΩ

#### Video section

VIDEO inputs / outputs  
 (composite) ..... 1 Vp-p / 75 Ω

#### FM Tuner section

Tuning frequency range ..... 87.5 MHz ~ 108 MHz

Usable sensitivity (DIN)  
 MONO ..... 1.2 μV (at 75 Ω) / 13.2 dBf  
 (40 kHz dev., S/N 26 dB)  
 STEREO ..... 35 μV (at 75 Ω) / 42 dBf  
 (46 kHz dev., S/N 46 dB)

Signal to noise ratio (DIN weighted at 1 kHz, 40 kHz dev.)  
 MONO ..... 65 dB (65.2 dBf input)  
 STEREO ..... 60 dB (65.2 dBf input)

selectivity (DIN ±300 kHz) ..... 64 dB

stereo separation (DIN, 1 kHz) ..... 36 dB

Frequency response ..... 30 Hz ~ 15 kHz, +0.5 dB, -3.0 dB

#### MW Tuner section

Tuning frequency range ..... 531 kHz ~ 1,602 kHz

Usable sensitivity  
 (30% mod., S/N 20 dB) ..... 20 μV / (700 μV / m)

Signal to noise ratio  
 (at 30% mod. 1 mV input) ..... 48 dB

#### LW Tuner section

Tuning frequency range ..... 153 kHz ~ 279 kHz

Usable sensitivity  
 (30% mod., S/N 20 dB) ..... 35 μV

Signal to noise ratio  
 (at 30% mod. 1 mV input) ..... 45 dB

#### General

Power consumption ..... 190 W

AC outlet  
 UNSWITCHED ..... 2 : (Total 100 W max)

Dimensions ..... W : 400 mm  
 H : 140 mm  
 D : 380 mm

Weight (net) ..... 8.9 kg



1. KENWOOD follows a policy of continuous advancements in development. For this reason specifications may be changed without notice.  
 2. Full performance may not be exhibited in extremely cold locations (below 0 deg.C).

# R-A100/A150/V300/V350

**Note:**

Component and circuit are subject to modification to insure best operation under differing local conditions. This manual is based on Europe (E) standard, and provides information on regional circuit modification through use of alternate schematic diagrams, and information on regional component variations through use of parts list.

## **KENWOOD CORPORATION**

14-6,Dogenzaka 1-chome, Shibuya-ku, Tokyo, 150 Japan

### **KENWOOD SERVICE CORPORATION**

P.O BOX 22745, 2201 East Dominguez St., Long Beach, CA 90801-5745, U.S.A.

### **KENWOOD ELECTRONICS CANADA INC.**

6070 Kestrel Road, Mississauga, Ontario, Canada L5T 1S8

### **KENWOOD ELECTRONICS LATIN AMERICA S.A.**

P.O BOX 55-2791, Piso 6 plaza Chase, Cl. 47 y Aquilino de la Guardia Panama, Republic de Panama

### **KENWOOD ELECTRONICS U.K. LIMITED**

KENWOOD House, Dwight Road, Watford, Herts., WD1 8EB., United Kingdom

### **KENWOOD ELECTRONICS BENELUX N.V.**

Meachelsesteenweg 418, B-1930 Zaventem, Belgium

### **KENWOOD ELECTRONICS DEUTSCHLAND GMBH**

Rembrücker Str. 15, 63150 Heusenstamm, Germany

### **KENWOOD ELECTRONICS FRANCE S.A.**

13 Boulevard Ney, 75018 Paris, France

### **KENWOOD ELECTRONICS ITALIA S.p.A.**

Via G. Sirtori, 7/9 20129, Milano, Italy

### **KENWOOD IBÉRICA S.A.**

Bolivia, 239-08020 Barcelona, Spain

### **KENWOOD ELECTRONICS AUSTRALIA PTY. LTD.**

(A.C.N. 001499 074)

P.O Box 504, 8 Figtree Drive, Australia Centre, Homebush, N.S.W. 2140, Australia

### **KENWOOD & LEE ELECTRONICS, LTD.**

Unit 3712-3724, Level 37, Tower 1, Metroplaza, 223 Hing Fong Road, Kwai Fong N.T., Hong Kong

### **KENWOOD ELECTRONICS GULF FZE**

P.O.Box 61318, Jebel Ali, Dubai, U.A.E.

### **KENWOOD ELECTRONICS SINGAPORE PTE LTD.**

No. 1 Genting Lane #02-02, KENWOOD Building, Singapore, 349544

### **KENWOOD ELECTRONICS (MALAYSIA) SDN BHD.**

#4.01 Level 4, Wisma Academy Lot 4A, Jalan 19/1 46300 Petaling Jaya Selangor Darul Ehsan Malaysia