

MINI HIFI COMPONENT SYSTEM
**RXD-500/500W/520S/550/550W/
 560/700/700W/710/720S/
 750/750W/760**
SERVICE MANUAL
 (XD-500~760**)

KENWOOD

RTV servis Horvat

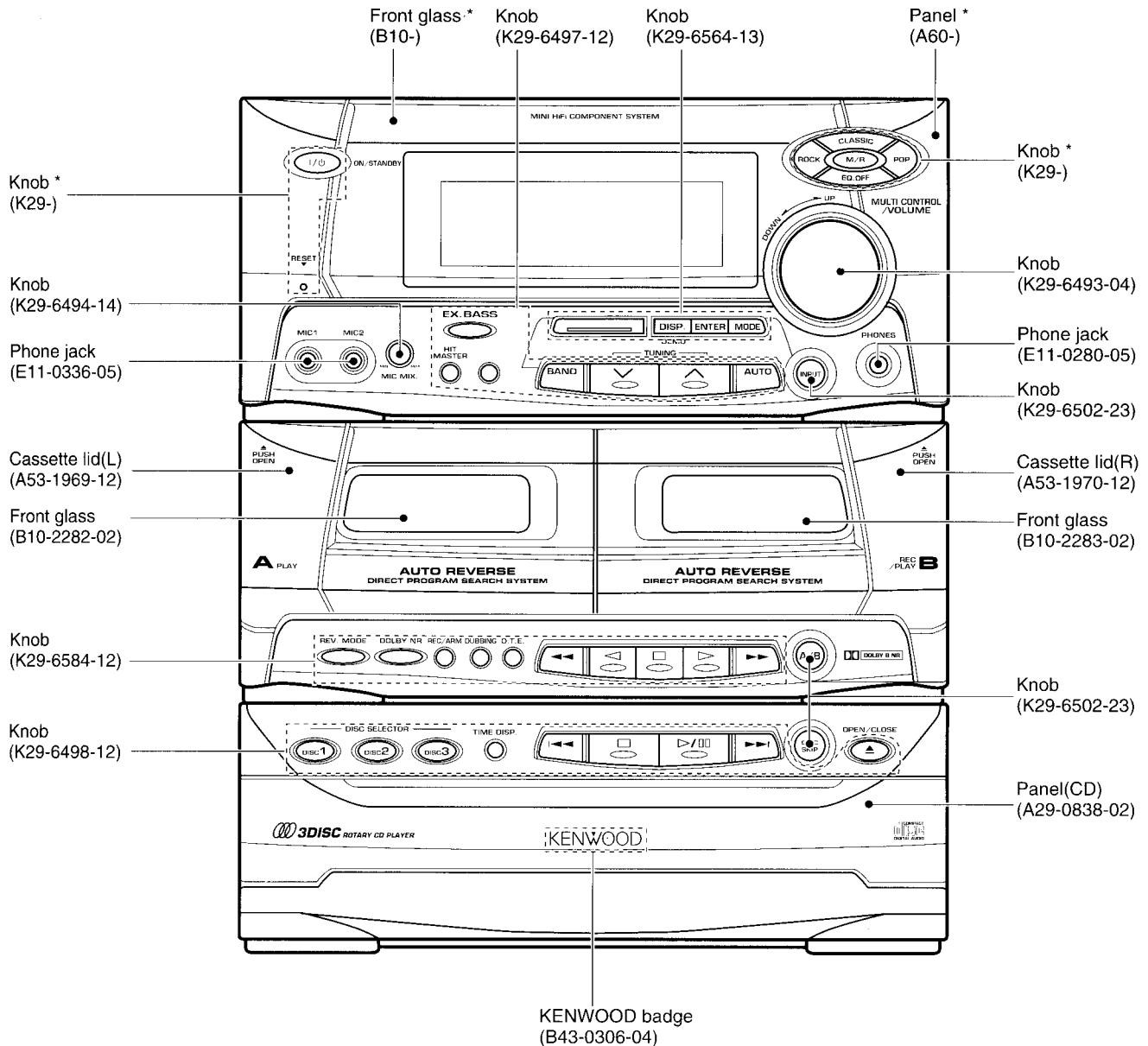
Tel: ++385-31-856-637

Tel/fax: ++385-31-856-139

Mob: 098-788-319

www.rtv-horvat-dj.hr

© 1997-3/B51-5300-00 (K/K) 4185



* Refer to parts list on page 56.

In compliance with Federal Regulations, following are reproductions of labels on, or inside the product relating to laser product safety.

KENWOOD-Corp. certifies this equipment conforms to DHHS Regulations No. 21 CFR 1040. 10, Chapter 1, Subchapter J.

DANGER : Laser radiation when open and interlock defeated. AVOID DIRECT EXPOSURE TO BEAM.

**Refer to page 2 if you want to know system configuration.

RXD-500/700

CONTENTS / ACCESSORIES

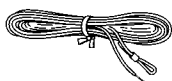
Contents

CONTENTS / ACCESSORIES	2	WIRING DIAGRAM	17
EXTERNAL VIEW	3	PC BOARD	18
DISASSEMBLY FOR REPAIR	4	SCHEMATIC DIAGRAM	27
BLOCK DIAGRAM	5	EXPLODED VIEW	53
CIRCUIT DESCRIPTION	6	PARTS LIST	56
ADJUSTMENT	12	SPECIFICATIONS	73

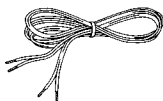
Accessories

Please confirm that the following accessories are present.

FM indoor antenna(1)
(T90-0801-05) : KPMIXY
(T90-0809-05) : TEQ



Speaker cords (2)
(E30-5156-08) : LS-N500 series
(E30-5120-08) : LS-N700 series

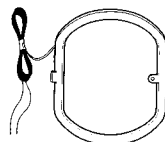


Remote control unit(1)
(A70-1106-05) : MIXY.....RC-H3
(A70-1119-05) : TEQ.....RC-H3R
(A70-1145-05) : KP.....RC-H3K

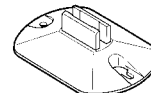


Battery cover (A09-0374-08)

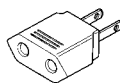
Loop antenna(1) (T90-0820-05)



AM loop antenna stand(1)
(J19-3645-05)



AC plug adapter..... (1)
(E03-0115-05)



Batteries (R6/AA)(2)



(A70-1120-05) : MIXY.....RC-H2
(A70-1122-05) : TEQ.....RC-H2R
(A70-1146-05) : KP.....RC-H2K

Remocon configuration

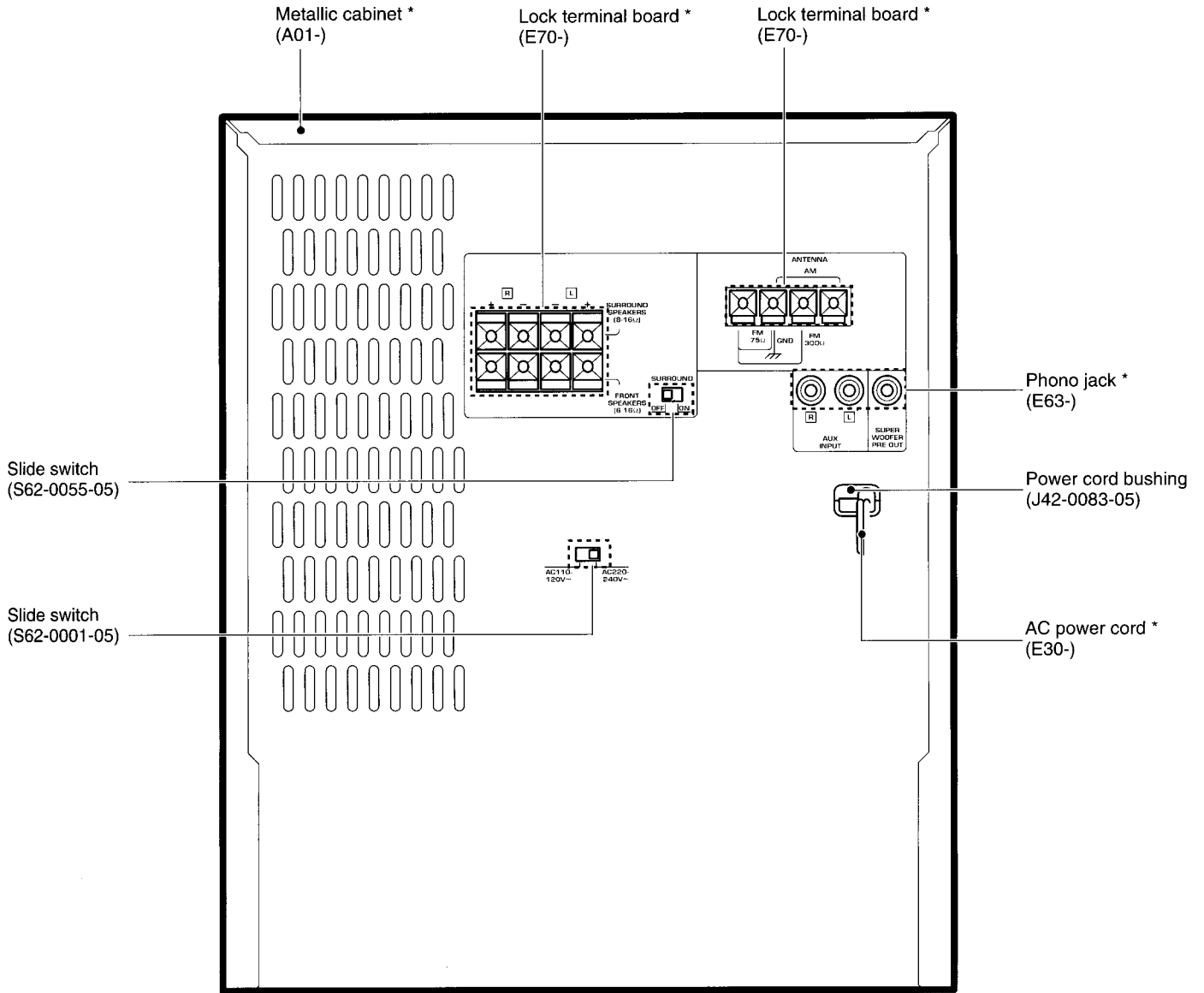
PART NAME	MODEL NAME	TYPE
A70-1106-05	RXD-700/710/750/760	MIXY
A70-1119-05	RXD-700/750W	TEQ
A70-1145-05	RXD-750	KP
A70-1120-05	RXD-500/520S/550/560	MIXY
A70-1122-05	RXD-500/500W/550W	TEQ
A70-1146-05	RXD-500/550	KP

System configuration

SYSTEM	MAIN UNIT	SPEAKER
XD-500/W	RXD-500	LS-N500
	RXD-500	LS-N700
	RXD-500W	LS-N500
XD-520S	RXD-520S	LS-N700
XD-550/W	RXD-550	LS-N550
	RXD-550	LS-N750
	RXD-550W	LS-N550
XD-560	RXD-560	LS-N750
XD-700/W	RXD-700	LS-N700
	RXD-700W	LS-N700
XD-710	RXD-710	LS-N700
XD-720S	RXD-720S	LS-N700
XD-750/W	RXD-750	LS-N750
	RXD-750W	LS-N750
XD-760	RXD-760	LS-N750

RXD-500/700

EXTERNAL VIEW



* Illustration is M type.

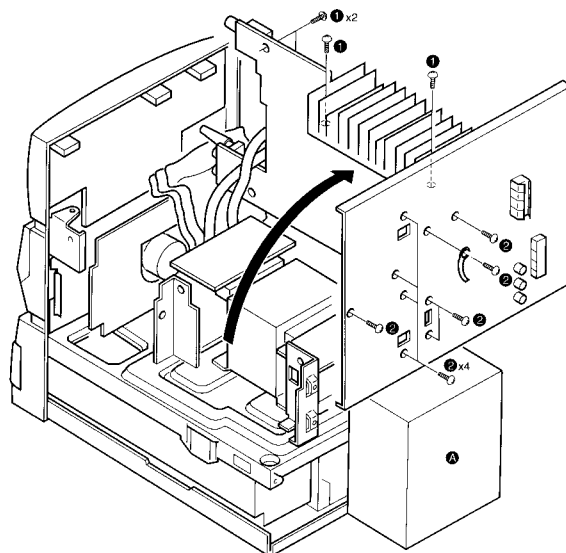
* Refer to parts list on page 56.

RXD-500/700

DISASSEMBLY FOR REPAIR

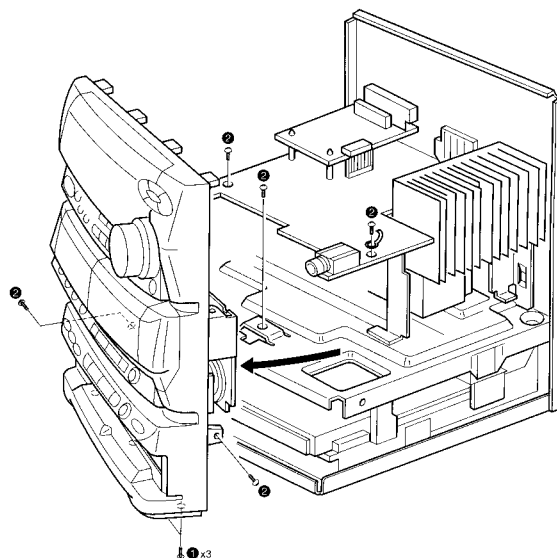
1. How to remove the main PCB.

- (1) Remove the 4 screws ❶.
- (2) Remove the 9 screws ❷.
- (3) Lay the rear panel with left side downward on the small box ❸.



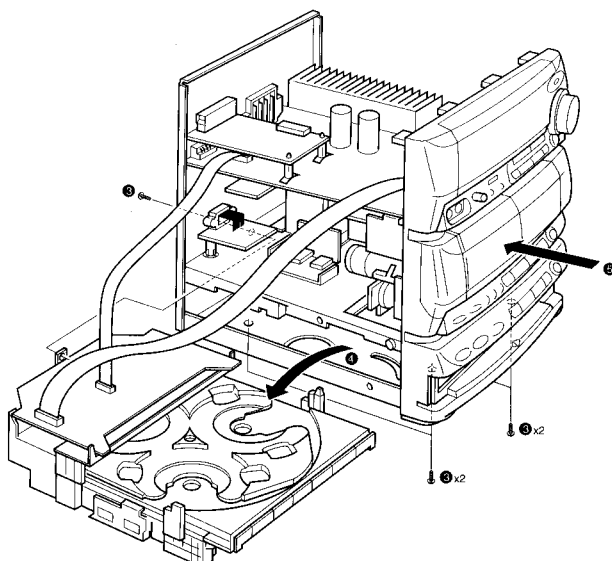
2. How to remove the front panel.

- (1) Remove the 3 screws ❶.
 - (2) Remove the 5 screws ❷.
- ※ Remove the deck mechanism only with the fixed frame on the panel.



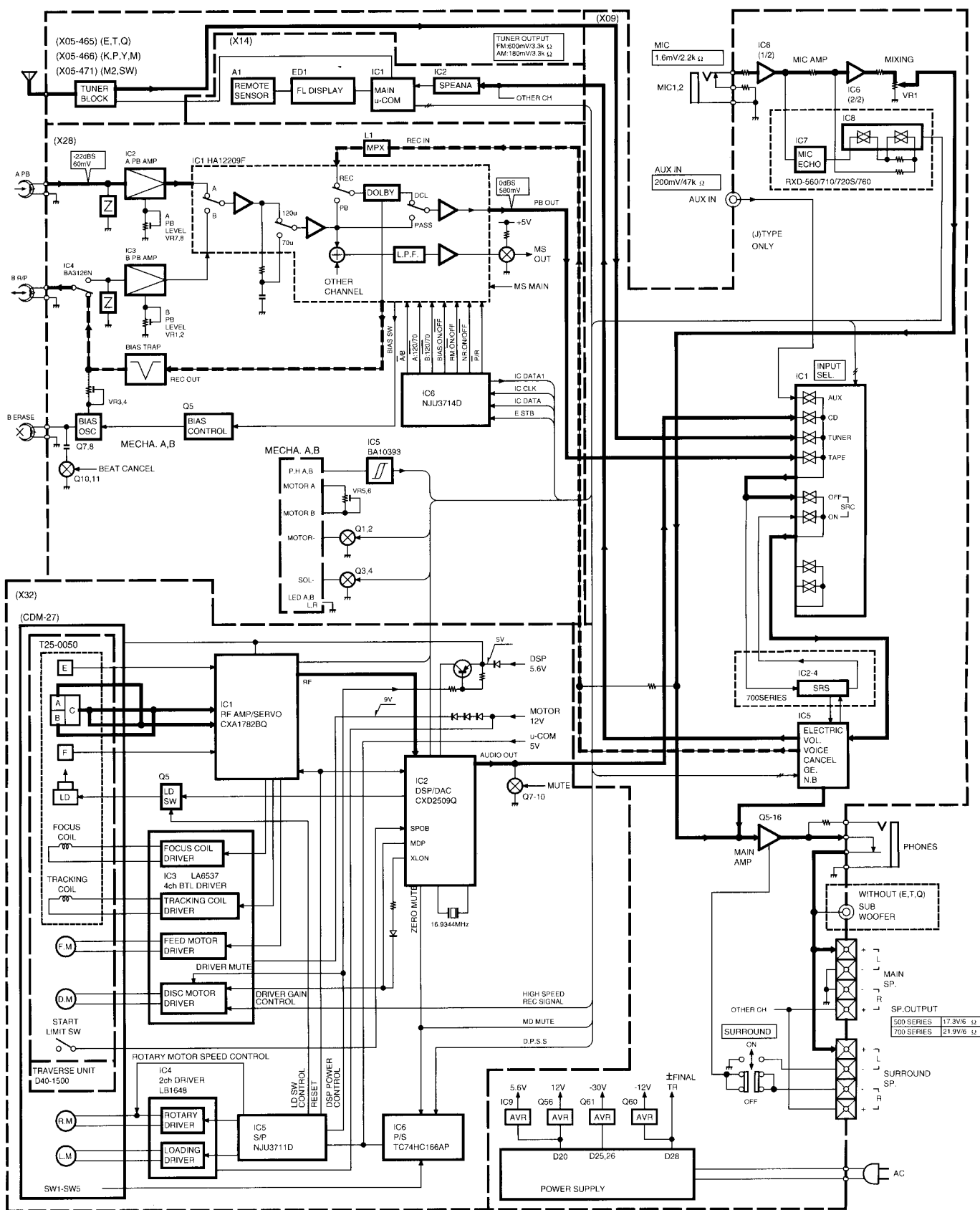
3. How to remove CD mechanism (After remove the front panel)

- (3) Remove the 5 screws ❸, then remove CD mechanism(❹) with the laid set.
- (4) Assemble the front panel then check (+) position.



RXD-500/700

BLOCK DIAGRAM



RXD-500/700

RXD-500/700

CIRCUIT DESCRIPTION

1. Initialization

1-1 Setting of initial conditions

While pressing the [ENTER] key, plug the AC cord into the AC power outlet.

1-2 Initializing operation

- A microcomputer is initialized for start when the AC power is turned on while pressing the [ENTER] key. At that time, CD mechanism and MD mechanism are also initialized.
- During the initial operation, the display shows "INITIALIZE" and after that the clock blinks up on display.

1-3 Initial items and back up data

ITEMS	
※POWER	OFF
※VOLUME	15
※BALANCE	CENTER
MUTING	OFF
※EQ	OFF
※EQ. MANU	FLAT
※EX. BASS	ON
※SRS 3D	OFF
S. DIRECT	NONE
※INPUT SEL	TUNER
※AUX INPUT	0 (-6dB)
※REC LEVEL	-17
※N. B.	OFF
ECHO	NONE
※3D LEVEL	0
※REF/MANU	REF
※DEMO	ON

※back up data

ITEMS		
TUNER	※BAND	FM
	※LAST f	LIMIT
	※LAST Pch	—
	※AUTO/MONO	AUTO
CLOCK TIMER	※Pch	TEST f
	※CLOCK	AM 12 : 00
	※PROG ON	AM 12 : 00
	※PROG OFF	AM 12 : 00
	※PRO MODE	PLAY
	※SOURCE	TUNER
	※Pch	1
DECK	※EXE	OFF
	※OTT	OFF
	SLEEP	OFF
	※DIRECTION	FORWARD
	※RVS MODE	▷
	※DOLBY NR	OFF
	A/B	B
	ACTIVE MODE	STOP
	PLAY MODE	TRACK
	REPEAT	OFF
CD	RANDOM	OFF
	PLAY MODE	STOP
	TIME	SINGLE

1-4 Mechanism initialization

1-4-1 CD mechanism

- Disc unclamps (traverse down)
- Rotary tray rotates (1/3 rotation)
- If a mechanism error occurs, "C" is indicated on the display.

1-4-2 DECK mechanism

- When initial condition becomes NG for the third time, decide the error.
The error condition is displayed as "X" on the display.

1-4-3 Error display

C ERR or X ERR

CIRCUIT DESCRIPTION

2. TUNER preset frequency

c h	Distination						
	K 1	K 2	K 3	E 1	E 2	E 3	Q
1	FM 97.50MHz	FM 97.50MHz	FM 97.50MHz	FM 97.50MHz	FM 97.50MHz	FM 97.50MHz	FM 97.50MHz
2	FM 108.00MHz	FM 108.00MHz	FM 108.00MHz	FM 108.00MHz	FM 108.00MHz	FM 108.00MHz	FM 108.00MHz
3	AM 630kHz	AM 630kHz	AM 630kHz	AM 630kHz	AM 630kHz	AM 630kHz	AM 630kHz
4	AM 1000kHz	AM 1000kHz	AM 1000kHz	AM 999kHz	AM 999kHz	AM 999kHz	AM 999kHz
5	AM 1440kHz	AM 1440kHz	AM 1440kHz	AM 1440kHz	AM 1440kHz	AM 1440kHz	AM 1440kHz
6	AM 1610kHz	AM 1610kHz	AM 1610kHz	AM 1602kHz	AM 1602kHz	AM 1602kHz	AM 1602kHz
7	AM 1700kHz	FM 87.50MHz	FM 87.50MHz	FM 87.50MHz	LW 162kHz	FM 87.50MHz	LW 162kHz
8	FM 87.50MHz	FM 87.50MHz	FM 87.50MHz	FM 87.50MHz	LW 216kHz	FM 87.50MHz	LW 216kHz
9	FM 87.50MHz	FM 87.50MHz	FM 87.50MHz	FM 87.50MHz	LW 270kHz	FM 87.50MHz	LW 270kHz
10	FM 89.10MHz	FM 89.10MHz	FM 89.10MHz	FM 89.10MHz	FM 89.10MHz	FM 89.10MHz	FM 89.10MHz
11	FM 87.50MHz	FM 87.50MHz	FM 87.50MHz	FM 87.50MHz	LW 279kHz	FM 87.50MHz	LW 279kHz
12	FM 90.00MHz	FM 90.00MHz	FM 90.00MHz	FM 90.00MHz	FM 90.00MHz	FM 90.00MHz	FM 90.00MHz
13	FM 106.00MHz	FM 106.00MHz	FM 106.00MHz	FM 106.00MHz	FM 106.00MHz	FM 106.00MHz	FM 106.00MHz
14	AM 530kHz	AM 530kHz	AM 530kHz	AM 531kHz	AM 531kHz	AM 531kHz	AM 531kHz
15	FM 87.50MHz	FM 87.50MHz	FM 87.50MHz	FM 87.50MHz	LW 153kHz	FM 87.50MHz	LW 153kHz
16	FM 98.00MHz	FM 98.00MHz	FM 98.00MHz	FM 98.00MHz	FM 98.00MHz	FM 98.00MHz	FM 98.00MHz
17	FM 98.50MHz	FM 98.50MHz	FM 98.50MHz	FM 98.50MHz	FM 98.50MHz	FM 98.50MHz	FM 98.50MHz
18	FM 87.50MHz	FM 87.50MHz	FM 87.50MHz	FM 87.50MHz	LW 216kHz	FM 87.50MHz	FML 74.00MHz
19	AM 990kHz	AM 990kHz	AM 990kHz	AM 990kHz	AM 990kHz	AM 990kHz	FML 65.00MHz
20	FM 97.40MHz	FM 97.40MHz	FM 97.40MHz	FM 97.70MHz	FM 97.70MHz	FM 97.70MHz	FML 69.00MHz
21	FM 87.50MHz	FM 87.50MHz	FM 87.50MHz	FM 87.50MHz	FM 87.50MHz	FM 87.50MHz	FM 87.50MHz
22	FM 87.50MHz	FM 87.50MHz	FM 87.50MHz	FM 87.50MHz	FM 87.50MHz	FM 87.50MHz	FM 87.50MHz
23	FM 87.50MHz	FM 87.50MHz	FM 87.50MHz	FM 87.50MHz	FM 87.50MHz	FM 87.50MHz	FM 87.50MHz
24	FM 87.50MHz	FM 87.50MHz	FM 87.50MHz	FM 87.50MHz	FM 87.50MHz	FM 87.50MHz	FM 87.50MHz
25	FM 87.50MHz	FM 87.50MHz	FM 87.50MHz	FM 87.50MHz	FM 87.50MHz	FM 87.50MHz	FM 87.50MHz
26	FM 87.50MHz	FM 87.50MHz	FM 87.50MHz	FM 87.50MHz	FM 87.50MHz	FM 87.50MHz	FM 87.50MHz
27	FM 87.50MHz	FM 87.50MHz	FM 87.50MHz	FM 87.50MHz	FM 87.50MHz	FM 87.50MHz	FM 87.50MHz
28	FM 87.50MHz	FM 87.50MHz	FM 87.50MHz	FM 87.50MHz	FM 87.50MHz	FM 87.50MHz	FM 87.50MHz
29	FM 87.50MHz	FM 87.50MHz	FM 87.50MHz	FM 87.50MHz	FM 87.50MHz	FM 87.50MHz	FM 87.50MHz
30	FM 87.50MHz	FM 87.50MHz	FM 87.50MHz	FM 87.50MHz	FM 87.50MHz	FM 87.50MHz	FM 87.50MHz
31	FM 87.50MHz	FM 87.50MHz	FM 87.50MHz	FM 87.50MHz	FM 87.50MHz	FM 87.50MHz	FM 87.50MHz
32	FM 87.50MHz	FM 87.50MHz	FM 87.50MHz	FM 87.50MHz	FM 87.50MHz	FM 87.50MHz	FM 87.50MHz
33	FM 87.50MHz	FM 87.50MHz	FM 87.50MHz	FM 87.50MHz	FM 87.50MHz	FM 87.50MHz	FM 87.50MHz
34	FM 87.50MHz	FM 87.50MHz	FM 87.50MHz	FM 87.50MHz	FM 87.50MHz	FM 87.50MHz	FM 87.50MHz
35	FM 87.50MHz	FM 87.50MHz	FM 87.50MHz	FM 87.50MHz	FM 87.50MHz	FM 87.50MHz	FM 87.50MHz
36	FM 87.50MHz	FM 87.50MHz	SW 17.00MHz	FM 87.50MHz	FM 87.50MHz	SW 17.00MHz	FM 87.50MHz
37	FM 87.50MHz	FM 87.50MHz	SW 6.50MHz	FM 87.50MHz	FM 87.50MHz	SW 6.50MHz	FM 87.50MHz
38	FM 87.50MHz	FM 87.50MHz	SW 17.90MHz	FM 87.50MHz	FM 87.50MHz	SW 17.90MHz	FML 74.00MHz
39	FM 87.50MHz	FM 87.50MHz	SW 5.90MHz	FM 87.50MHz	FM 87.50MHz	SW 5.90MHz	FML 65.00MHz
40	FM 87.50MHz	FM 87.50MHz	SW 11.00MHz	FM 87.50MHz	FM 87.50MHz	SW 11.00MHz	FML 69.00MHz

CIRCUIT DESCRIPTION

3. Destination list of tuner

Desti- nation	DSW				Band	Receiving frequency range	Channel space	IF	RF	PORT 47
	3(D23)	2(D22)	1(D21)	0(D20)						
K1	0	0	0	0	FM	87.5MHz~108.0MHz	100kHz	+10.7MHz	25kHz	0
					AM	530kHz~1700kHz	10kHz	+450kHz	10kHz	0
K2	0	0	0	1	FM	87.5MHz~108.0MHz	100kHz	+10.7MHz	25kHz	1
					AM	530kHz~1610kHz	10kHz	+450kHz	10kHz	0
K3	1	0	0	1	FM	87.5MHz~108.0MHz	100kHz	+10.7MHz	25kHz	1
					MW	530kHz~1610kHz	10kHz	+450kHz	10kHz	0
					SW	5.9MHz~17.9MHz	5kHz	+450kHz	5kHz	0
E1	0	0	1	1	FM	87.5MHz~108.0MHz	50kHz	+10.7MHz	25kHz	0
					AM	531kHz~1602kHz	9kHz	+450kHz	9kHz	0
E2	0	1	0	0	FM	87.5MHz~108.0MHz	50kHz	+10.7MHz	25kHz	0
					MW	531kHz~1602kHz	9kHz	+450kHz	9kHz	0
					LW	153kHz~279kHz	9kHz	+450kHz	9kHz	0
E3	1	0	1	1	FM	87.5MHz~108.0MHz	50kHz	+10.7MHz	25kHz	0
					MW	531kHz~1602kHz	9kHz	+450kHz	9kHz	0
					SW	5.9MHz~17.9MHz	5kHz	+450kHz	5kHz	0
E1 RDS	0	1	0	1	FM	87.5MHz~108.0MHz	50kHz	+10.7MHz	25kHz	0
					AM	531kHz~1602kHz	9kHz	+450kHz	9kHz	0
E2 RDS	0	1	1	0	FM	87.5MHz~108.0MHz	50kHz	+10.7MHz	25kHz	0
					MW	531kHz~1602kHz	9kHz	+450kHz	9kHz	0
					LW	153kHz~279kHz	9kHz	+450kHz	9kHz	0
Q	0	1	1	1	FML	65.0MHz~74.0MHz	10kHz	+10.7MHz	5kHz	1
					FMH	87.5MHz~108.0MHz	50kHz	+10.7MHz	5kHz	0
					MW	531kHz~1602kHz	9kHz	+450kHz	9kHz	0
					LW	153kHz~279kHz	9kHz	+450kHz	9kHz	0

DIODE SW : 0 = Without diode (When static, input low)
 1 = With diode (When static, input high)

4. Test mode

4-1 Test mode of the receiver

4-1-1 Setting of the test mode

While pressing the [INPUT] key or [Band] key, plug the AC power cord in AC outlet.

4-1-2 Canceling of the test mode

Unplug the AC power cord.

4-1-3 Condition in test mode

POWER ON

SELECTOR ... AUX (in case of [INPUT] key)
 TUNER (in case of [BAND] key)

FL, LED All the fluorescent display indicators and LEDs light. (The all illuminated state is cleared by pressing any main unit key or remote key.)

EX. BASS OFF

REC LEVEL ... All position 0dB (REC 80)

4-1-4 All RAM clear

While pressing [HIT MASTER] key, plug the AC power cord into AC power output, the all RAM cleared.

4-1-5 Basic operation in test mode.

- (1) The muting during mode selection is not controlled in the test mode.
- (2) The REC out level is fixed to 0dB (MAX).
- (3) The test mode is cancelled when the AC power is turned OFF.
- (4) The operation of the keys in the test mode, as follows.

4-1-6 The operation of the keys in the test mode.

(1) DISP/DEMO key

When this key is pressed in the test mode, all the fluorescent light off and normal display are indicated cyclically.

(2) TEST (KEY6-KR0)

If this matrix (KEY6-KR0) is ON when setting the test mode, the RDS indication is available on the display with the selector on TUNER.

(3) DISC 1~3 keys

With the selector on AUX, when the DISC 1~3 keys are operated, the 3D level settings can be made as follows.

- ① DISC 1 3D ON level -10 (Min)
- ② DISC 2 3D ON level 0 (Center)
- ③ DISC 3 3D ON level +10 (Max)

CIRCUIT DESCRIPTION

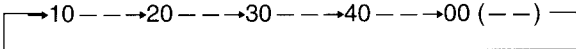
(4) DISC SKIP key (S level display)

With the selector in TUNER, the fluorescent changes cyclically as follows by pressing the [DISC SKIP] key.

- ① ATT is switched OFF. "ATT OFF XX"
- ② ATT is switched ON. "ATT ON XX"
- ③ ATT is switched OFF. Normal display
XX means A/D value (HEX) of S.

(5) CD STOP key

With the selector on TUNER, when the [CD STOP] key operated, the preset memory can be changed as 10 steps.



(6) AUTO, TUNING UP/DOWN

With the selector on something other than TUNER, the E.Q (Flat, Min, Max) settings can be made by pressing the [AUTO] key and the tuning [UP] [DOWN] keys.

- | | |
|-------------------|----------|
| [AUTO] key | E.Q Flat |
| TUNING [DOWN] key | E.Q Min |
| TUNING [UP] key | E.Q Max |

(7) CD SKIP UP/DOWN keys

With the selector on TUNER, the P. CALL is operated by pressing the skip UP/DOWN keys.

- | | |
|-----------------|--------------|
| SKIP [UP] key | P.CALL up |
| SKIP [DOWN] key | P. CALL down |

(8) CD OPEN/CLOSE keys

With the selector on TUNER, the channel space settings can be mad cyclically by pressing the OPEN/CLOSE keys with E1, E3, K2 and K3 version.

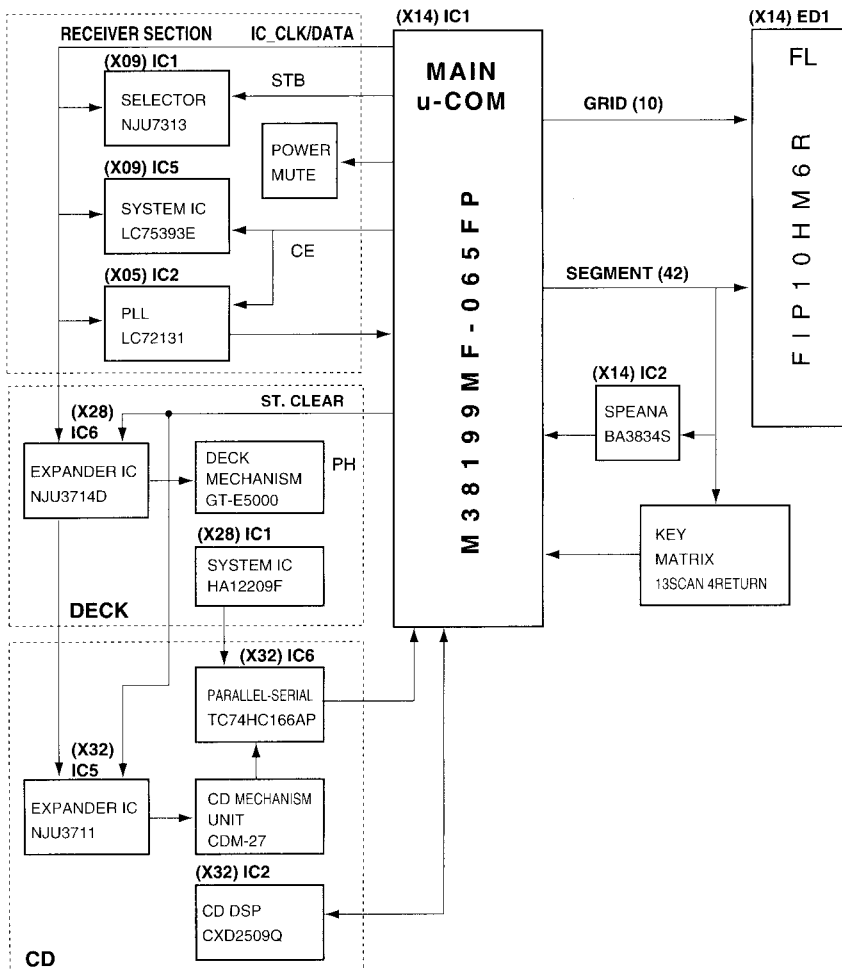
(9) Other keys

During the test mode, it can be operated in a special manner that is different from an ordinary operation by using the keys on the main body, specifically as shown in the following table.

TAPE KEY	INDICATION OF VOL. VALUE	Press mode key in the AUX mode	
		1 time	2 times
		BALANCE	INPUT LEVEL
RVS MODE	1	L	-12
DOLBY NR	44 (MID)	CENTER	-3
A/B	86 (MAX)	R	+3
DUBBING	---		-7
O.T.E	---		-2

5. Main microprocessor

5-1 Microprocessor periphery block diagram



RXD-500/700

CIRCUIT DESCRIPTION

5-2 Pin description

Pin No.	I/O	Name	Description
1	I	SPEANA	Speana input (A/D convertor input)
2	I	CW	Rotary encoder input B
3	I	CCW	Rotary encoder input A
4	I	A-PH	A photo sensor input
5	I	B-PH	B photo sensor input
6	O	POWER	Power control H : ON L : OFF
7	I/O	SDATA	Serial communication data
8	I/O	SBUSY	Serial communication busy
9	I	PLL-DO	PLL (LC72131) data input
10	O	PLL-CE/E VOL CE	PLL (LC72131)/E. Vol (chip enable)
11	I	RDS S LEVEL	RDS signal level
	O	ECHO A	Echo A change-over (M type only)
12	I	RDS-DATA	RDS data signal input
	O	ECHO B	Echo B change-over (M type only)
13	O	IC-DATA	Selector/PLL/E. Volume/Expander IC (data)
14	O	IC-CLK	Selector/PLL/E. Volume/Expander IC (Clock)
15	O	CD-XLAT	CD latch output (CXA1782BQ, CXD2509Q)
16	I	SENSE	CD sense input (CXA1782BQ, CXD2509Q)
17	O	PS-LOAD	Parallel serial IC load H : Shift L : Load
18	I	PS-SIN	Parallel serial IC data
19	O	CD-CLK	CD DSP clock (CXD2509Q)
20	O	SQCK	Sub cord clock (CXA 1782BQ, CXD2509Q)
21	O	CD-DATA	CD IC DATA
22	I	SUBQ	Sub code data
23	O	E-STB	Expander IC strobe control
24	O	SRS LED	3D stereo LED H : ON L : OFF
25	O	A-MUTE	Mute control H : OFF L : ON
26	O	E. VOL ATT	E. Vol attenuation H : ON L : OFF
27	O	ENFA/POLAR	Emphasis change-over (M type only) H : 100K L : 50K Polar change-over (Q type only) H : FM L : OTHER
28	O	IC-CLR	Expander IC reset H : Normal L : Reset
29	I	CE	Power failure input H : AC ON L : AC OFF
30	I	SCOR	Sub code synchronism signal (CXD2509Q)
31	O	SEL-STB	Selector IC strobe
32	I	REM	Remote control input
33	I	PROTECT	Protection input H : Protect L : Normal
34	I	RDS-CLK	RDS IC clock
35	I	RESET	Reset H : Normal L : Reset
36	I	Xcin	
37	O	Xcout	Timer clock input/output(32.768kHz)
38	I	Xin	
39	O	Xout	Main clock input/output(8.38MHz)
40		Vss	(GND)
41~44	I	KR0~KR3	Key return 0~3 H : ON
45~54	O	DIG1~DIG10	FL grid 1G~10G
55~73	O	SEG41~SECT23	FL segment SEG41~SEG23
74~76	O	SEG22/BP OUT3~SEG20/BP OUT1	FL segment SEG22~SEG20/band pass control 3~1
77~81	O	SEG19~SEG15	FL segment SEG19~SEG15
82~90	O	SEG14 / KS15/~SEG6/KS7	FL segment SEG14~SEG6/Key scan KS15~KS7
91		Vcc	u-com power supply
92~97	O	SEG5/KS6/~SEG0/KS1	FL segment SEG5~SEG0/Key scan KS6~KS1
98		Vee	Pull down power supply
99		AVss	A/D GND
100		Vref	A/D reference voltage

CIRCUIT DESCRIPTION

5-3 Expander IC port description

5-3-1 CD section NJU3711 (X32,IC5)

Pin No	Pin Name	I/O	Name	Description	
1	P3	O	ICRST	CD IC RESET	H=NORMAL L=RESET
2	P4	O	LMF	LOAD MOTOR CONTROL FORWARD	H=ON L=OFF
3	P5	O	BRKM	ROTARY MOTOR CONTROL(BRAKE)	H=NORMAL L=BRAKE
4	VSS		VSS	GND	
5	P6	O	LMR	LOAD MOTOR CONTROL REVERSE	
6	P7	O	RMR	ROTARY MOTOR CONTROL REVERSE	H=ON L=OFF
7	P8	O	RMF	ROTARY MOTOR CONTROL FORWARD	H=ON L=OFF
8	DATA	I	DATA	INPUT DATA	
9	CLK	I	CLK	CLOCK	
10	STB	I	STB	STROBE	
11	CLR	I	CLR	DATA CLEAR	
12	P1	O	DC-OFF	CD IC POWER SUPPLY CONTROL	H=OFF L=ON
13	P2	O	LDC	CD LAZER	H=OFF L=ON
14	VDD		VDD	POWER SUPPLY	

5-3-2 Input expander IC (parallel-serial)

X32, IC6(TC74HC166AP)

Pin No	Name	I/O	Description	
2	CD/MD MUTE	I	CD/MD MUTING	H : MUTE OFF L : MUTE ON
3	UP SW	I	CD UP SW	H : OFF L : ON
4	LD SW	I	CD LOAD SW	H : OFF L : ON
5	UNLOAD	I	CD UNLOAD SW	H : ON L : OFF
10	PSSW	I	CD MECHANISM POSITION SW	H : OFF L : ON
11	STSW	I	CD MECHANISM STOP SW	H : OFF L : ON
12	DNSW	I	CD DOWN SW	H : OFF L : ON
14	DPSS	I	NO USED	

RXD-500/700

ADJUSTMENT

1. Tuner adjustment

X05-465x

NO.	ITEM	INPUT SETTINGS	OUTPUT SETTINGS	TUNER SETTINGS	ALIGNMENT POINTS	ALIGN FOR	FIG.
1	DISCRIMINATOR	(A) 98 MHz, 60dB μ (ANT INPUT) 1 kHz, ± 40 kHz DEV : E/T/Q TYPE 1 kHz, ± 75 kHz DEV (OTHER TYPE)	Connect a DC voltmeter between pin 1 and pin2 of CN2.	MONO 98.0 MHz	L31	0V	(a)
					L32 (EXCEPT K/P)	Minimum distortion.	
2	DISTORTION (STEREO)	(C) 98 MHz, 60dB μ (ANT INPUT) 1 kHz, ± 40 kHz DEV : E/T/Q TYPE 1 kHz, ± 67.5 kHz DEV PILOT ± 7.5 kHz DEV OTHER TYPE	(B)	AUTO 98.0 MHz	IFT (A1)	Minimum distortion.	(a)

X05-4660

NO.	ITEM	INPUT SETTINGS	OUTPUT SETTINGS	TUNER SETTINGS	ALIGNMENT POINTS	ALIGN FOR	FIG.
1	DISTORTION (STEREO)	(A) 98 MHz, 60dB μ (ANT INPUT) 1 kHz, ± 67.5 kHz DEV PILOT: ± 7.5 kHz DEV	(B)	AUTO 98.0 MHz	IFT (A1)	Minimum distortion.	(a)

X05-4710

No.	ITEM	INPUT SETTING	OUTPUT SETTING	TUNER MODE	ALIGNMENT POINTS	ALIGN FOR	FIG.
1	DISCRIMINATOR	(A) 98MHz 1kHz, 75kHzdev 60dBuV(AND input)	Connect a DC voltmeter to CN2	MONO 98.0MHz	L5	0V	(a)
2	DISTORTION (STEREO)	(C) 98MHz 1kHz, ± 67.5 kHzdev Pilot, ± 7.5 kHzdev 60dBuV(ANT input)	(B)	AUTO 98.0MHz	IFT (A1)	Minimum distortion	(a)
3	SENSITIVITY (SW)	(D) 6.5MHz 400Hz 30%mod 30dBuV(ANT input)	(B)	6.5MHz	L2	Maximum output	(a)

X04-1313 Q TYPE (65MHz~74MHz BAND)

NO.	ITEM	INPUT SETTINGS	OUTPUT SETTINGS	TUNER SETTINGS	ALIGNMENT POINTS	ALIGN FOR	FIG.
1	VCO	(E) 69 MHz, 60 dB μ (ANT INPUT) 1 kHz, 0 kHz DEV SUB, 0 kHz DEV	Connect a frequency counter to VCO monitor (CN2).	AUTO 69 MHz	VR 2	Adjust it the frequency counter reads 31.25 kHz ± 100 Hz.	(a)
2	SEPARATION	(E) 69 MHz, 60 dB μ (ANT INPUT) 1 kHz, 40 kHz DEV SUB, 10 kHz DEV Select : L or R	Connect a oscilloscope to TUNER OUT(CN6).	AUTO 69 MHz	TC 1	Minimum crosstalk.	(a)
3	SEPARATION	(E) SAME AS ABOVE	Connect a oscilloscope to TUNER OUT(CN6).	AUTO 69 MHz	VR 1	Minimum crosstalk.	(a)

RXD-500/700

ADJUSTMENT

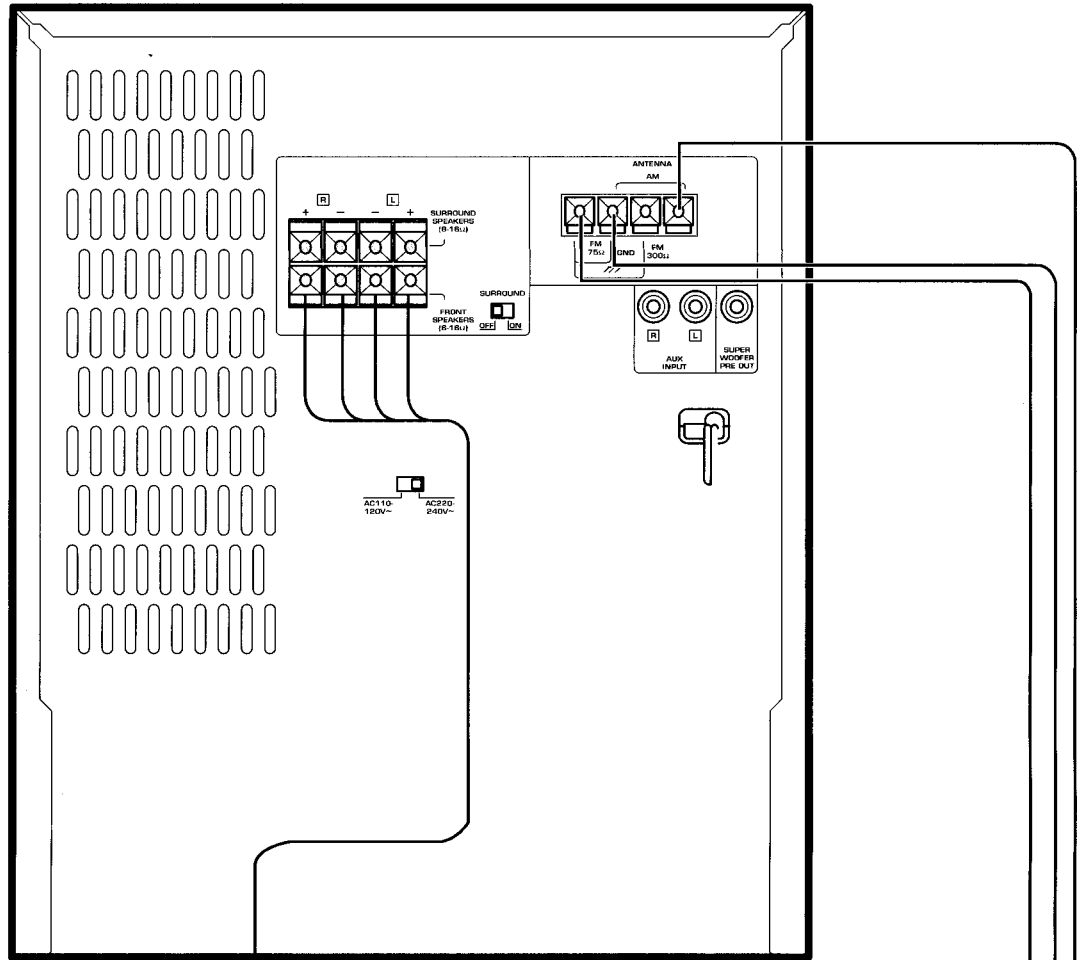
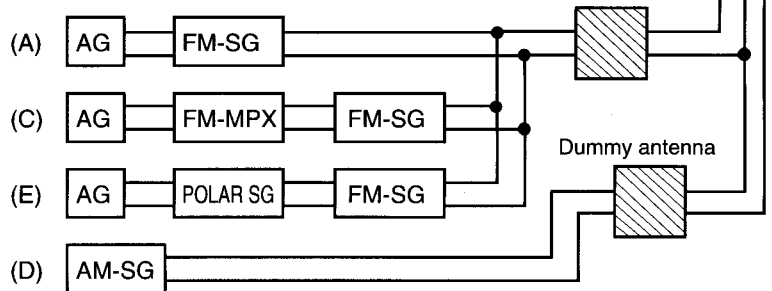
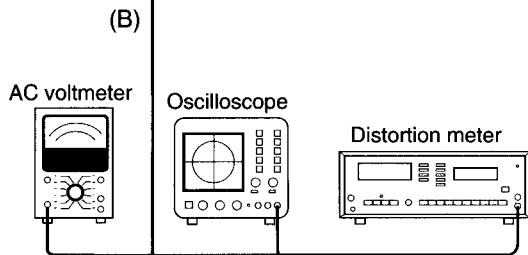


Fig (a)

TO X05 CN1
 9PIN (Lch)
 11PIN (Rch)
 10PIN (GND)



RXD-500/700

ADJUSTMENT

2. Test mode of CD player

2-1 Mechanism

(1) Setting of the test mode

While pressing the [PLAY/PAUSE] key, plug the AC power cord in AC outlet.

(2) Canceling of the test mode unplug the AC power code.

(3)Operation

KEY	DISPLAY	OPERATION
PLAY/PAUSE ▶/ +AC IN	5 01	<ul style="list-style-type: none"> SETTING OF THE TEST MODE CANCEL THE CLAMP TRAY 1 ROTATION TRAY OPENS AUTOMATICALLY
STOP ■	5 01	TRAY CLOSE CANCEL THE CLAMP
PLAY/PAUSE ▶/	5 05 PLAY MARK ON ▶	TRAY CLOSE/DISC CLAMP 05 MODE
DISC 3	5 03 PAUSE MARK ON	TRAY CLOSE/DISC CLAMP 03 MODE (TRACKING SERVO OFF)
DISC 1	5 16	DISC 1 STOP PLAY DISC2 TRACK NO.16
DOWN (SKIP DOWN) ◀◀	5 32	DISC 2 STOP PLAY DISC 1 TRACK NO.32
DISC 2	5 - -	CANCEL THE CLAMP DISC STOPS IN THE DISC 3 POSITION

(4) Effective remocon keys in the test mode

NO	KEY NAME	FUNCTION
1	1	1 TRACK JUMP (FWD)
2	2	1 TRACK JUMP (RVS)
3	3	4 TRACK JUMP (FWD)
4	4	4 TRACK JUMP (RVS)
5	5	8 TRACK JUMP (FWD)
6	6	8 TRACK JUMP (RVS)
7	7	128 TRACK MOVE (FWD)
8	8	128 TRACK MOVE (RVS)

2-2 Main unit

(1)Setting of the test mode

While pressing the [TIME DISP] key, plug the AC power cord in AC outlet.

(2)Canceling of the test mode press the [DISC 1] key or unplug the AC power code.

(3)Operation

KEY	DISPLAY	OPERATION
TIME DISP. + AC IN	CD 00	<ul style="list-style-type: none"> SETTING OF THE TEST MODE CANCEL THE CLAMP TRAY1/3 ROTATION TRAY OPENS AUTOMATICALLY
STOP ■	CD 00	TRAY CLOSE CANCEL THE CLAMP
PLAY/PAUSE ▶/	CD 03 CD 05	TRAY CLOSE/DISC CLAMP T-SERVO OFF(03) OR ON(05)
DISC SKIP		TRAY 1/3ROTATION
DISC 2	MECHA OK	CANCEL THE CLAMP TRAY1/3 ROTATION
DISC 1	CD 01	CANCEL THE TEST MODE

RXD-500/700

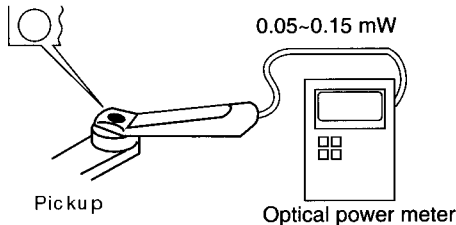
ADJUSTMENT

3. Adjustment of CD player

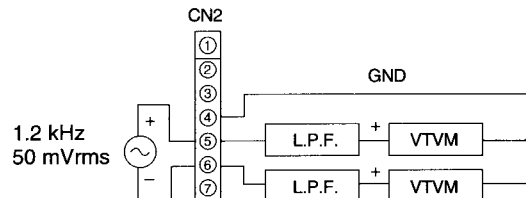
No.	ITEM	INPUT SETTING	OUTPUT SETTING	PLAYER SETTING	ALIGNMENT POINT	ALIGN FOR	FIG.
Step 1~4 are in TEST MODE TEST MODE : While pressing the (TIME DISP.) key, plug the AC power cord into the AC outlet.							
1	LASER POWER	-	Set the sensor section of the optical power meter on the pickup lens.	Press the "PLAY" key to check that the display is "03".	-	On the power from 0.05 to 0.15mw. when the diffraction grating is correctly aligned with the RF level of 0.8Vp-p or more	(a)
2	TRACKING ERROR BALANCE	Test disc Type 4	Connect an oscilloscope as follows. CH1 : RF (CN2-1) CH2 : TE (CN2-6) GND : VC (CN2-4)	Press the "PLAY" key. Confirm the display is "03".	TE BALANCE VR2	Symmetry between upper and lower or DC=0±25mV	(c)
3	FOCUS ERROR BALANCE	Test disc Type 4	Connect an oscilloscope as follows. CH1 : RF (CN2-1) CH2 : FE (CN2-2) GND : VC (CN2-4)	Press the "PLAY" key. Confirm that the display is "05"	FE BALANCE VR1	Optimum eye pattern	(d)
4	TRACKING GAIN	Test disc Type 4 Apply signal of 1.2kHz, 50mVrms to CN2 pin 5-6.	Connect a LPF to CN2 pin 5-6 to which connect an oscilloscope or AC voltmeters.	Press the "PLAY" key. Confirm that the displays "05"	TRACKING GAIN VR3	Two VTVMs should read the same value.	(b)

Note:
 Type 4disc :SONY YEDS-18 Test Disc or equivalent.
 LPF : Around 47kΩ + 390pF or so.

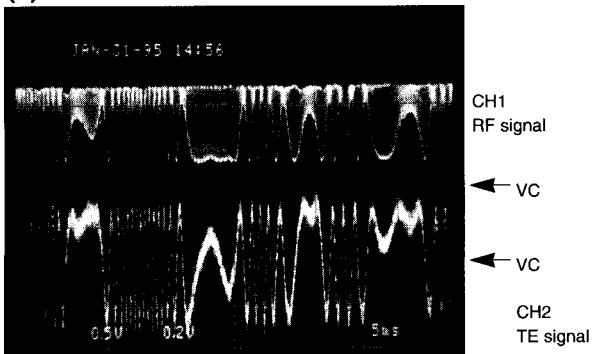
(a) Laser Power



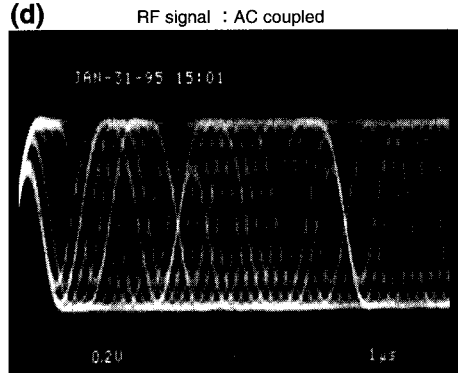
(b) Tracking Gain Adj.



(c)



(d)



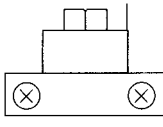
- RF signal and TE signal in test mode (Focusing servo ON / Tracking servo OFF). (Disc Type 4)
- Adjust TE signal so that the waveform is symmetrical in relation to VC. VR 2 (TE BALANCE)

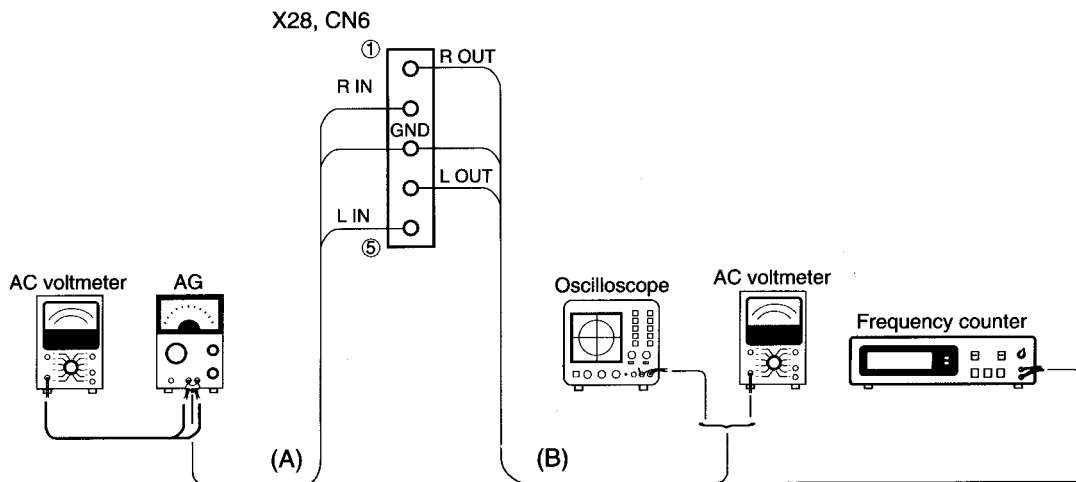
- RF signal in test mode (PLAY).
- Perform the tangential and focusing offset are focused into one point on the display. The crossing points above and below the center shall also be looked clearly.

RXD-500/700

ADJUSTMENT

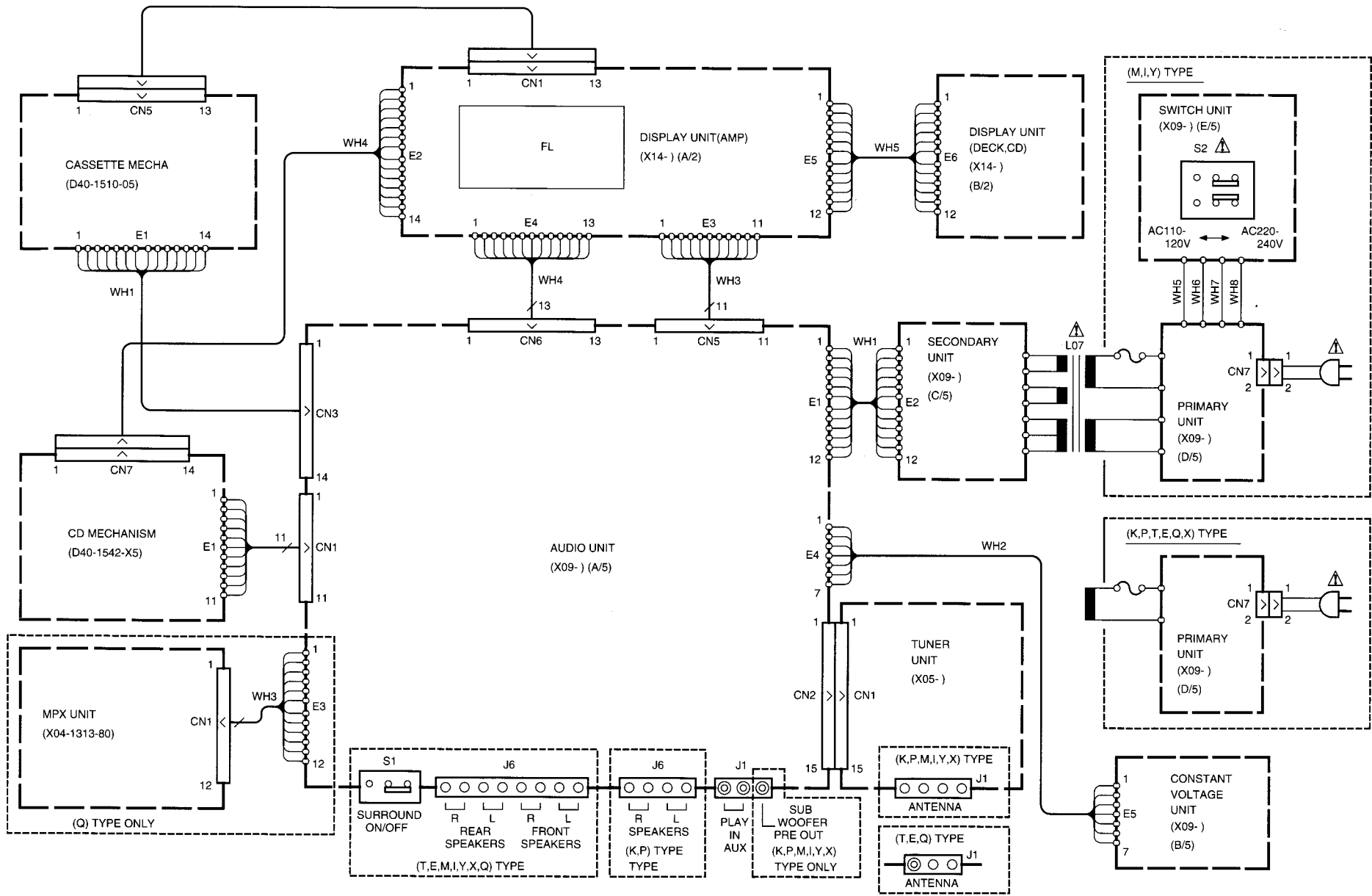
4. Cassette Deck adjustment

No	ITEM	INPUT SETTING	OUTPUT SETTING	DECK SETTING	ALIGNMENT POINT	ALIGN FOR	FIG.
Unless otherwise specified, set the respective switches as follows: TAPE : NORMAL DOLBY : OFF PLAY OUT : Lch (X28,CN6 ④ pin), Rch (X28,CN6 ① pin) I. Cassette mechanism unit (Adjustment of the REC / PLAY head)							0dBs=0.775V
⟨1⟩	Demagnetization and cleaning	—	—	Power : OFF Demagnetization, cleaning, PLAY	Recording head, erase head, capstan pinch roller	Demagnetize the REC / PLAY head with the head eraser. Clean the REC / PLAY head, erase head, capstan and pinch roller using a cotton swab slightly damped with alcohol.	
⟨2⟩	Azimuth of the REC/PLAY head	TCC-153 MTT-114 10kHz, -10dB	(B)	PLAY	 FWD RVS	Adjust the output to maximum and adjust the azimuth adjustment screw for the Lissajours waveform pattern of the oscilloscope to become close to a 45° straight line.	
II. PC BOARD ADJUSTMENT							
⟨1⟩	TAPE SPEED(NORMAL)	TCC-110 MTT-111 SCC-1727 3kHz	(B)	PLAY	A DECK VR 5 B DECK VR 6	Adjust the tape speed so that 3kHz is obtained at the center of the tape.	
III. PC BOARD ADJUSTMENT							
⟨1⟩	PLAYBACK LEVEL	MTT-130 400Hz	(B)	PLAY	A DECK VR 7 (L) VR 8 (R) B DECK VR 1 (L) VR 2 (R)	Adjust the playback output to -2.0dBs	
⟨2⟩	BIAS CURRENT	Adjust the AG for the output of the DECK to become 1kHz -30dBs. 400Hz/10kHz	(B)	REC ↑ PLAY	VR 3 (L) VR 4 (R)	Record 1kHz and 10kHz alternately, and adjust the bias current adjustment potentiometer for the playback levels to become the same.	



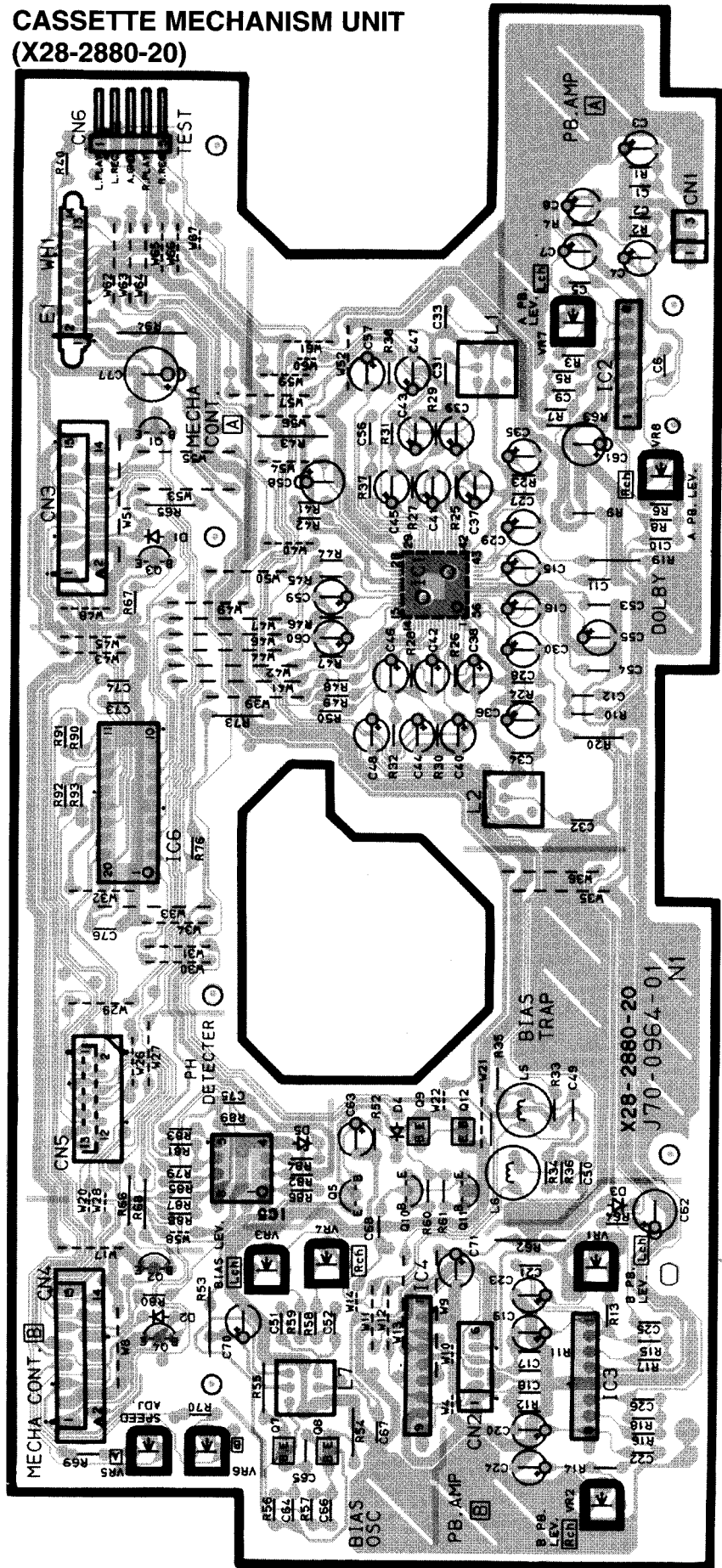
RXD-500/700

WIRING DIAGRAM



PC BOARD (Component side view)

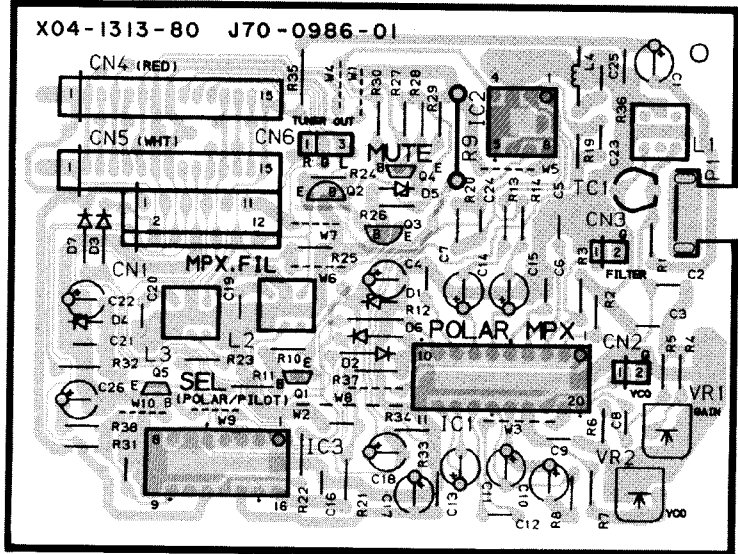
CASSETTE MECHANISM UNIT (X28-2880-20)



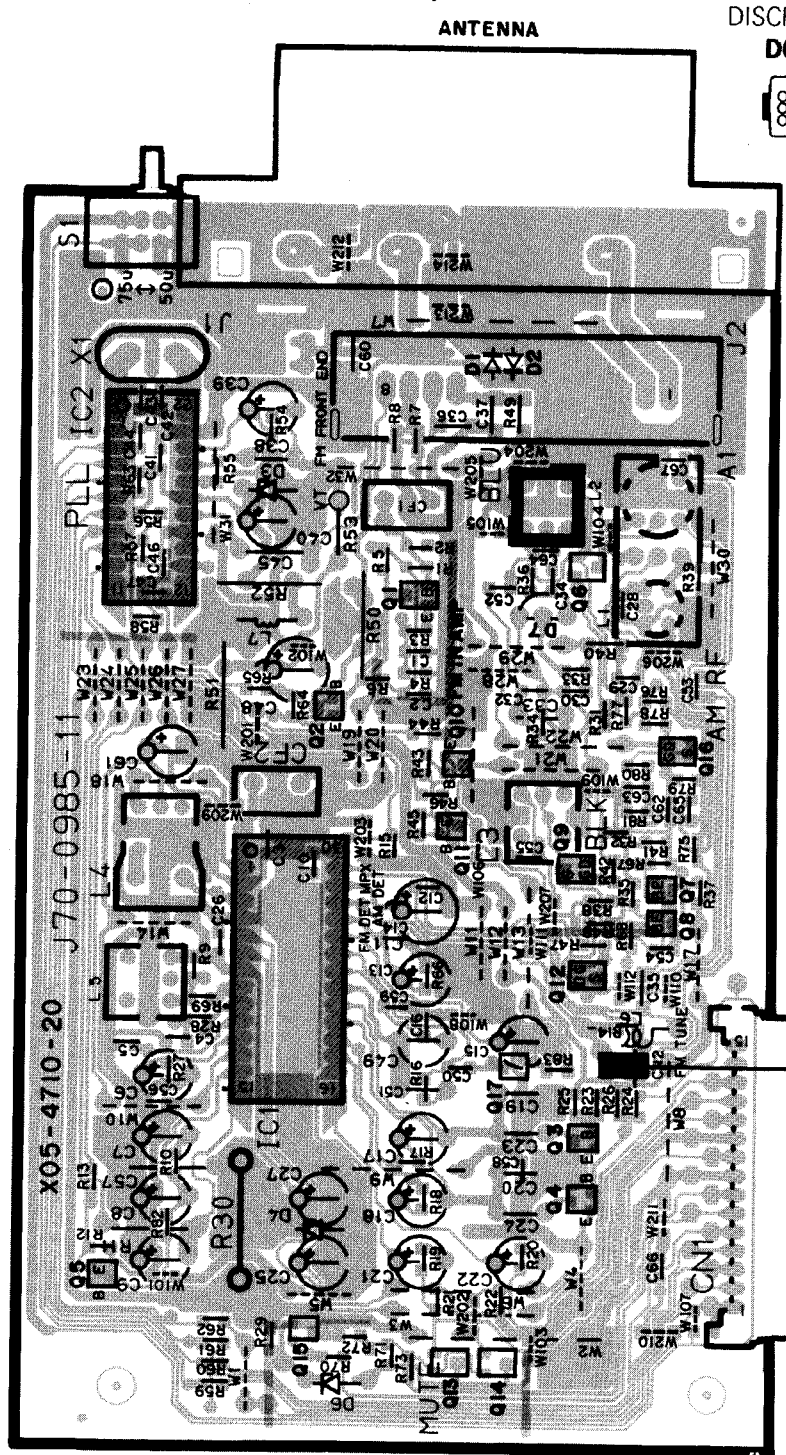
Refer to the schematic diagram for the values of resistors and capacitors.

PC BOARD (Component side view)

MPX UNIT (X04-1313-80)



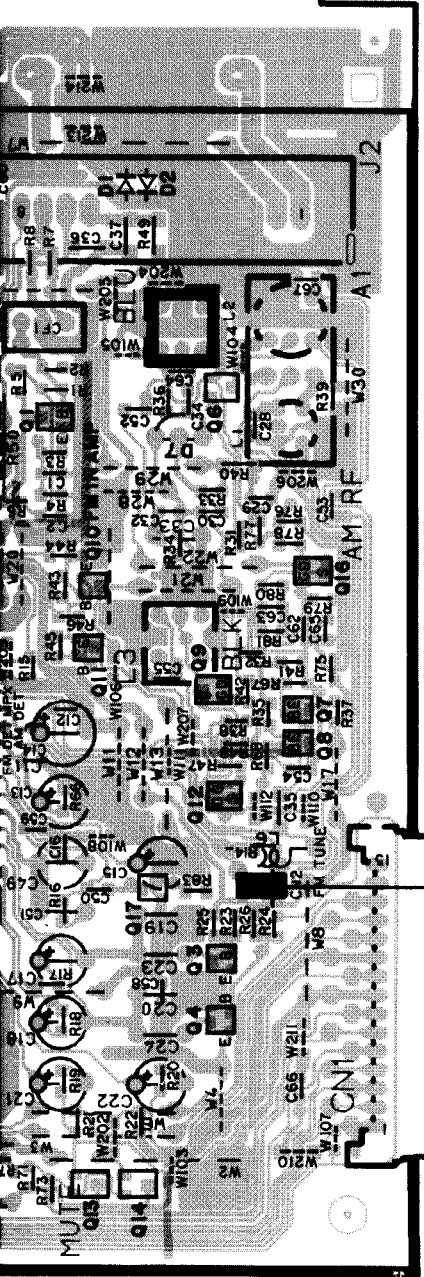
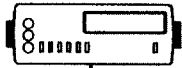
TUNER UNIT (X05-4710-20) : M



0-20) : M


ANTENNA

DISCRIMINATOR : 0V
DC voltmeter




TUNER UNIT (X05-4650-51) : T
(X05-4652-70) : E
(X05-4653-81) : Q

ANTENNA

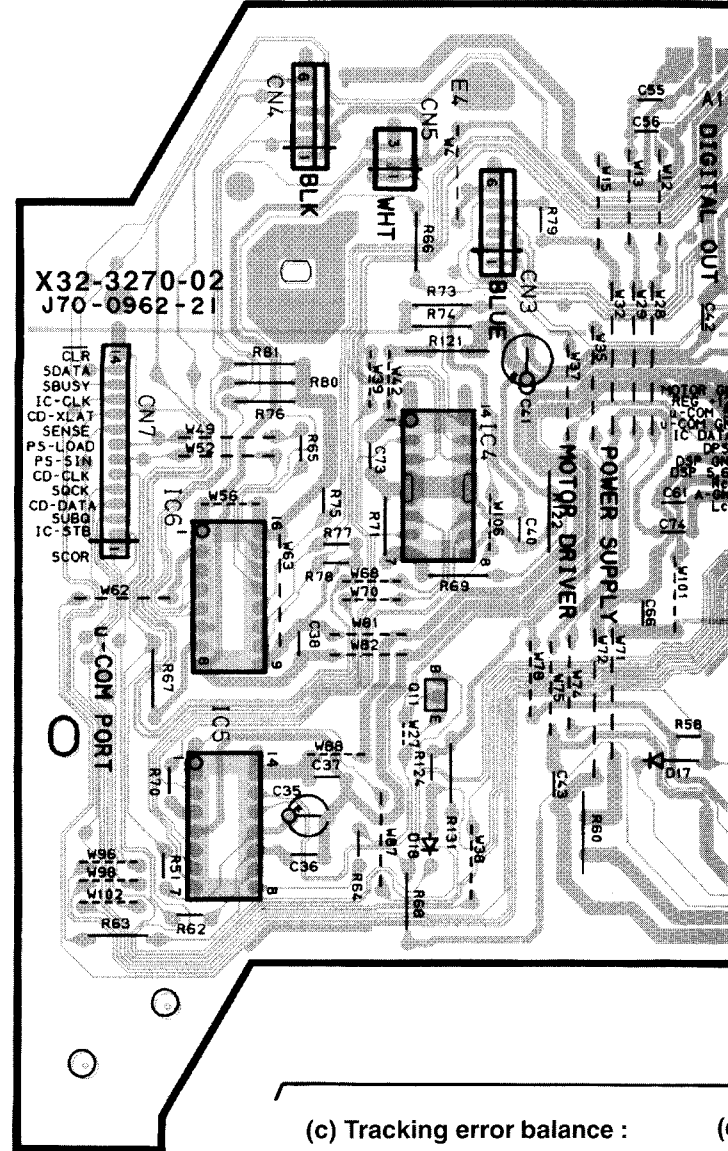


PC BOARD (Component side view)

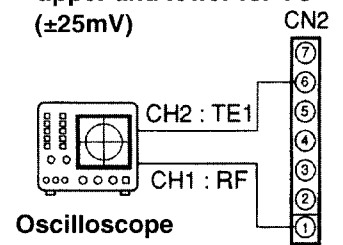
TUNER UNIT (X05-4660-11) : KP
 (X05-4660-20) : MIY
 (X05-4660-71) : X



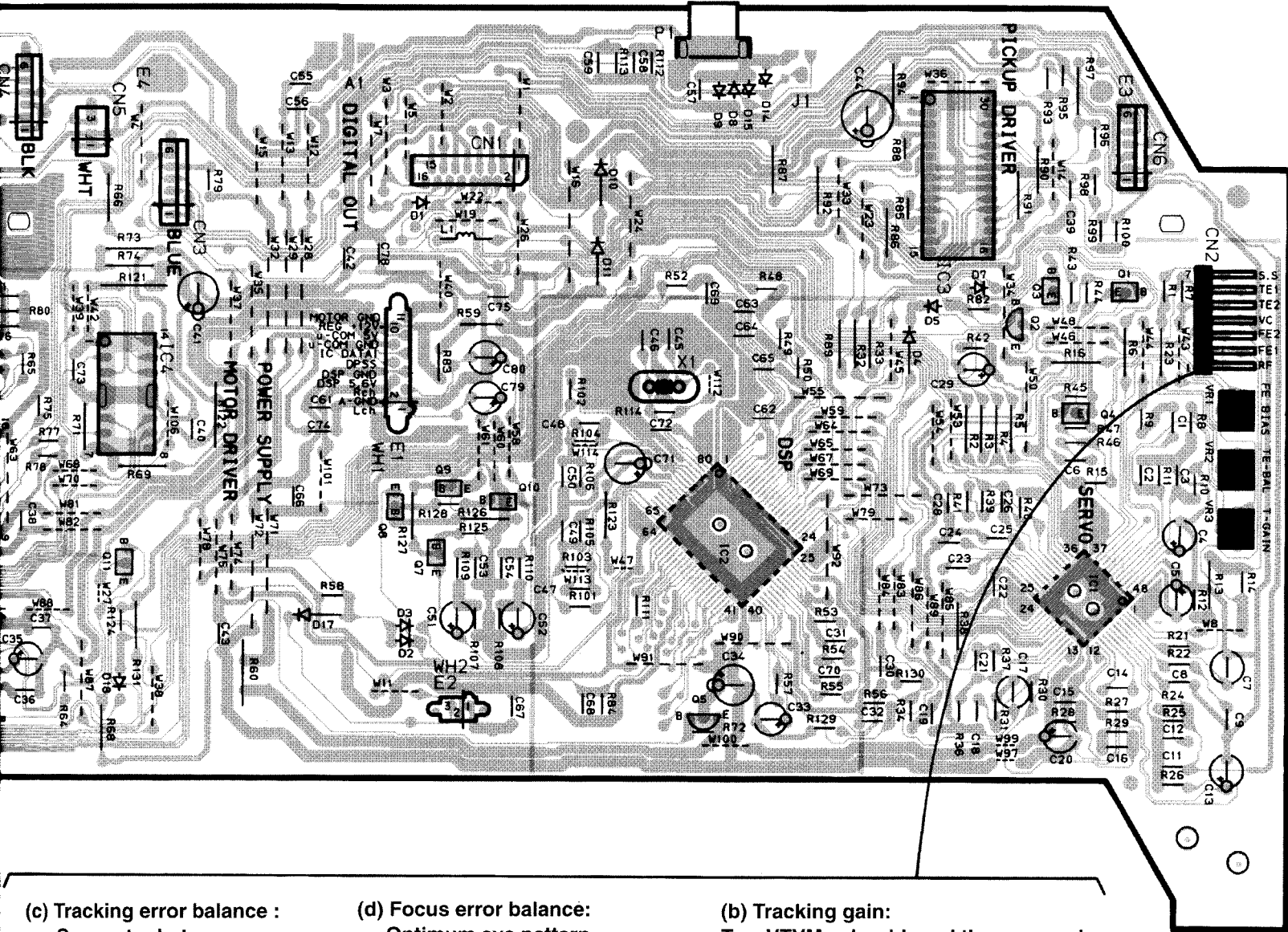
CD MECHANISM UNIT (X32-3270-20)



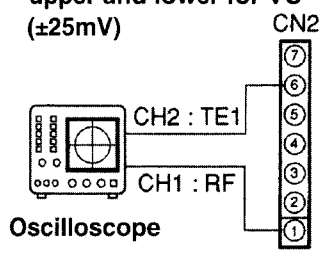
(c) Tracking error balance :
 Symmetry between
 upper and lower for VC
 ($\pm 25\text{mV}$)



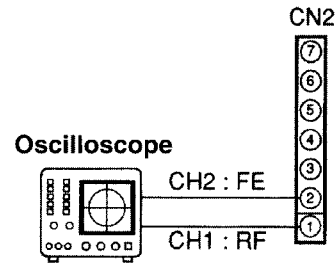
ASM UNIT (X32-3270-20)



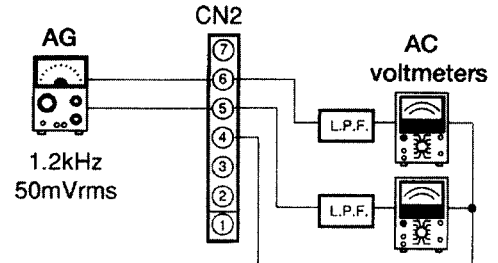
(c) Tracking error balance :
Symmetry between upper and lower for VC ($\pm 25\text{mV}$)



(d) Focus error balance:
Optimum eye pattern



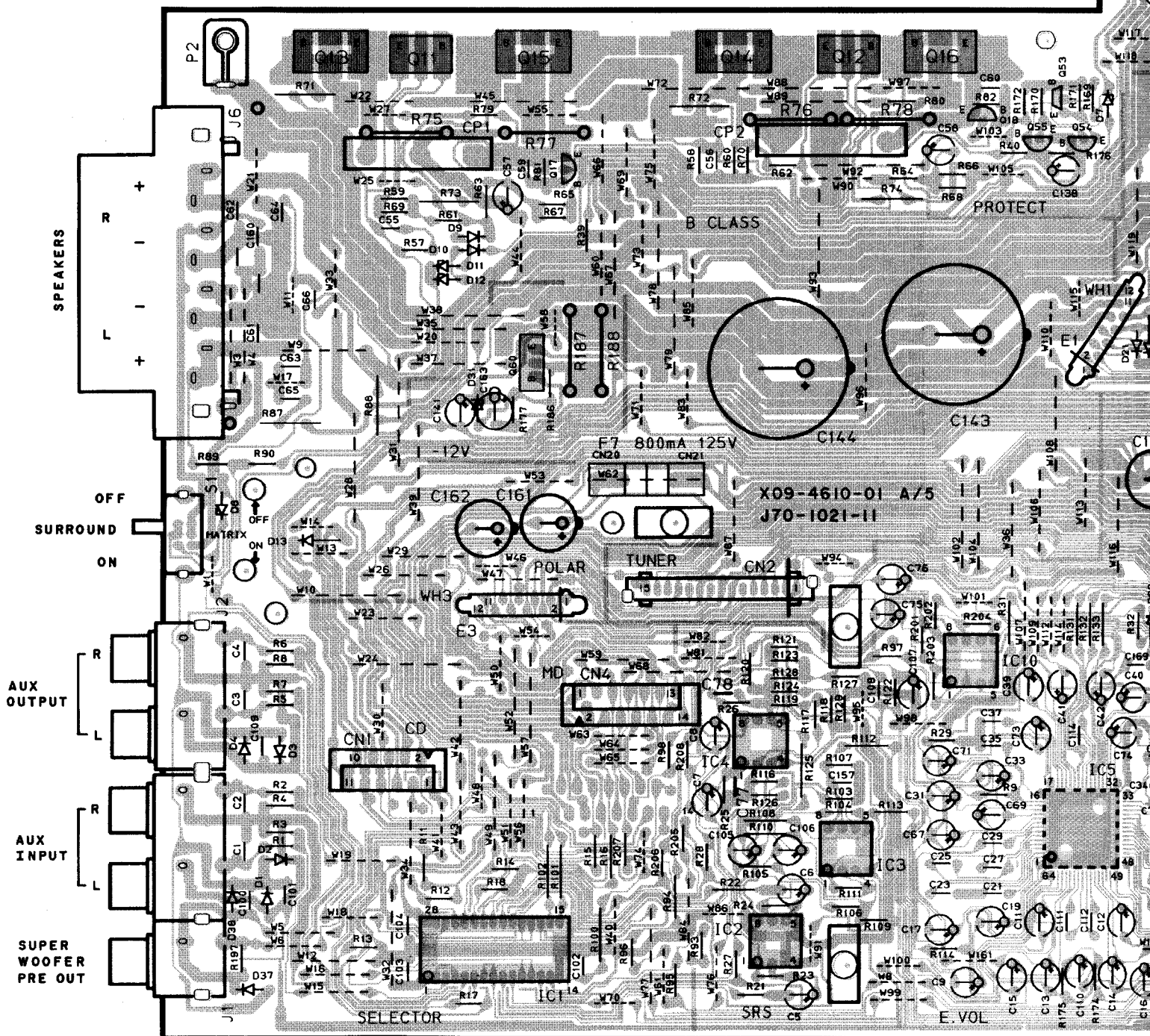
(b) Tracking gain:
Two VTVMs should read the same value.



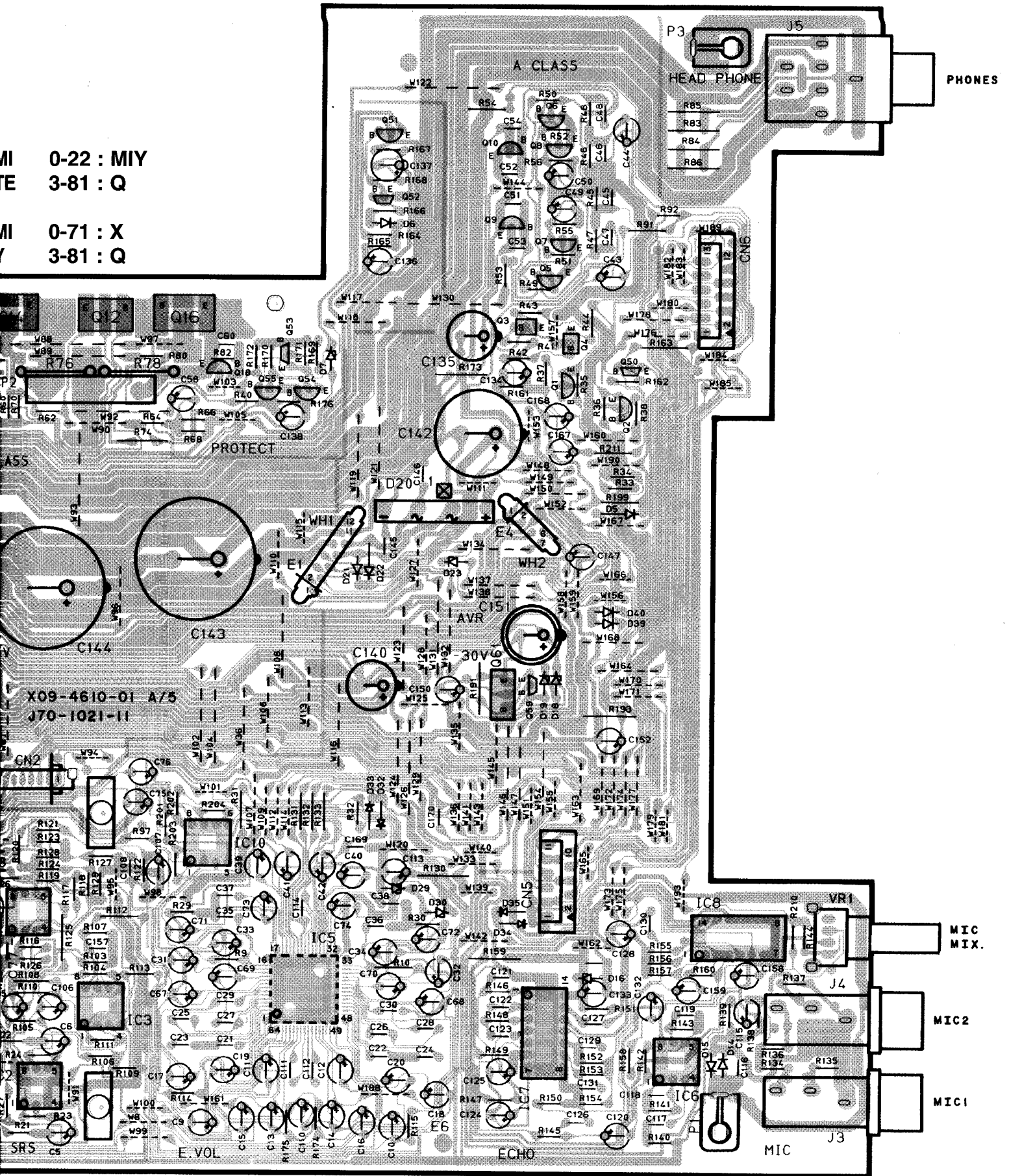
BOARD (Component side view)

AUDIO UNIT (X09-454X-XX) 0-11 : KP 0-21 : MI 0-22 : MIY
 0-71 : X 2-71 : TE 3-81 : Q

(X09-461X-XX) 0-11 : KP 0-20 : MI 0-71 : X
 2-71 : TE 2-91 : Y 3-81 : Q



MI 0-22 : MIY
TE 3-81 : Q
MI 0-71 : X
Y 3-81 : Q

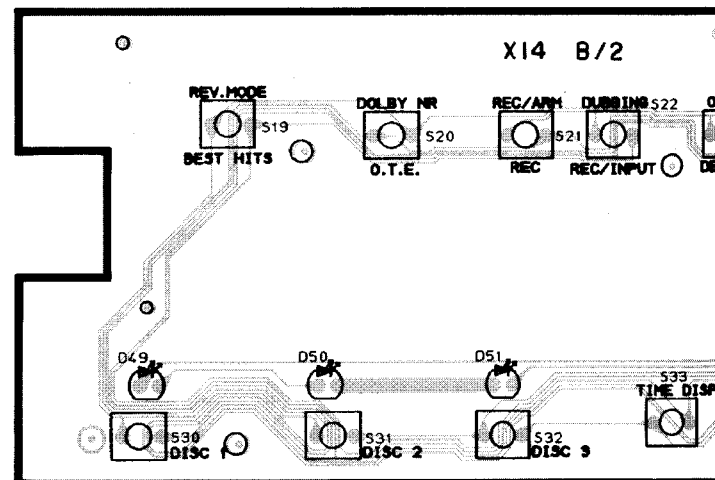
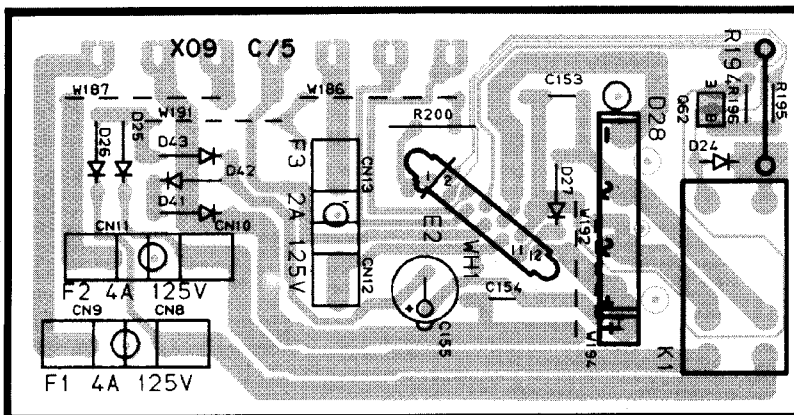
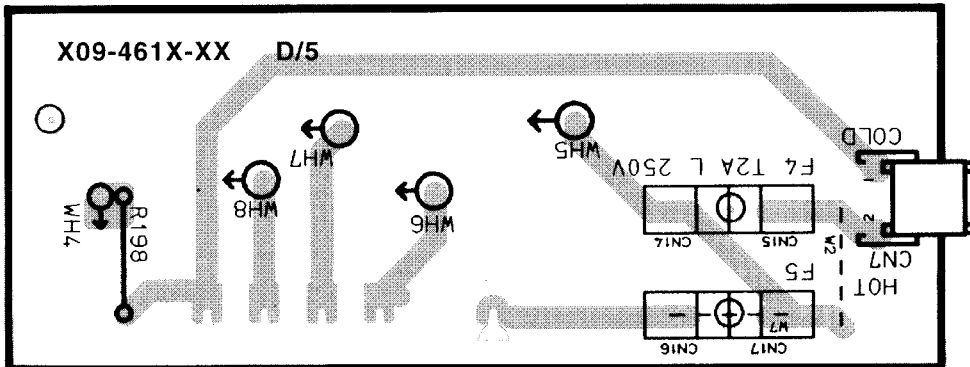
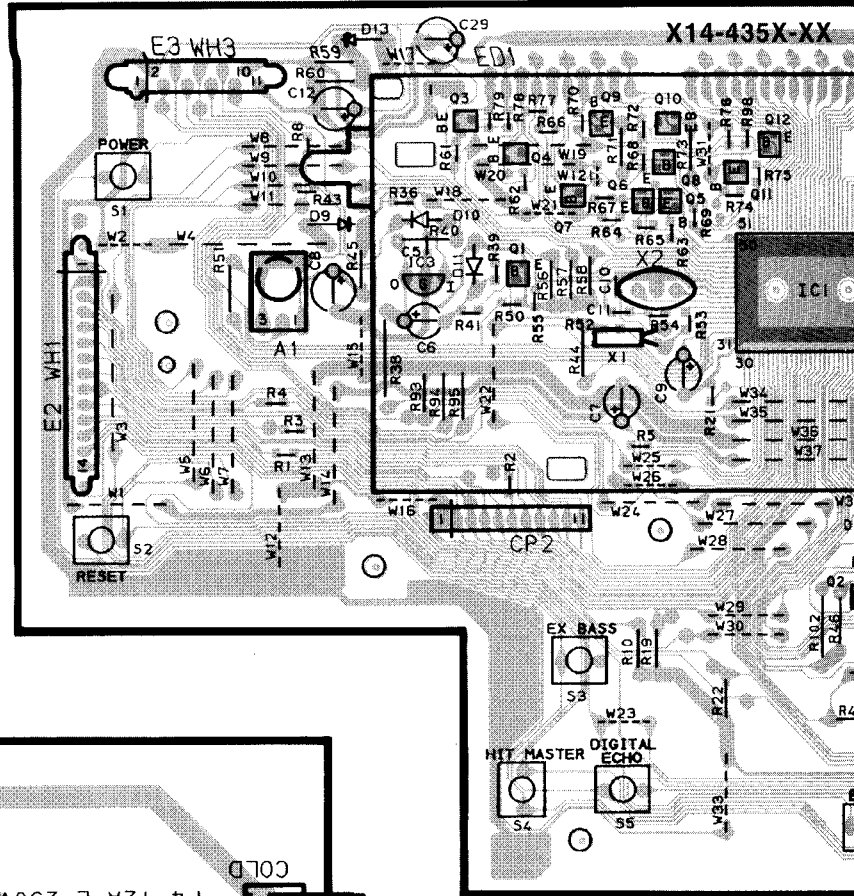


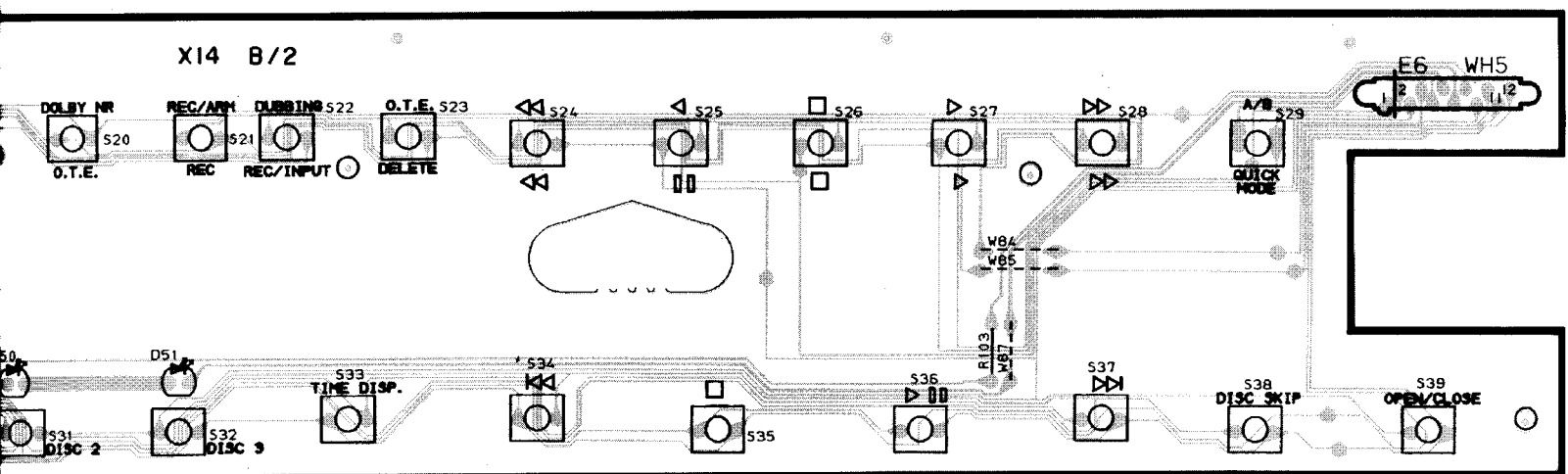
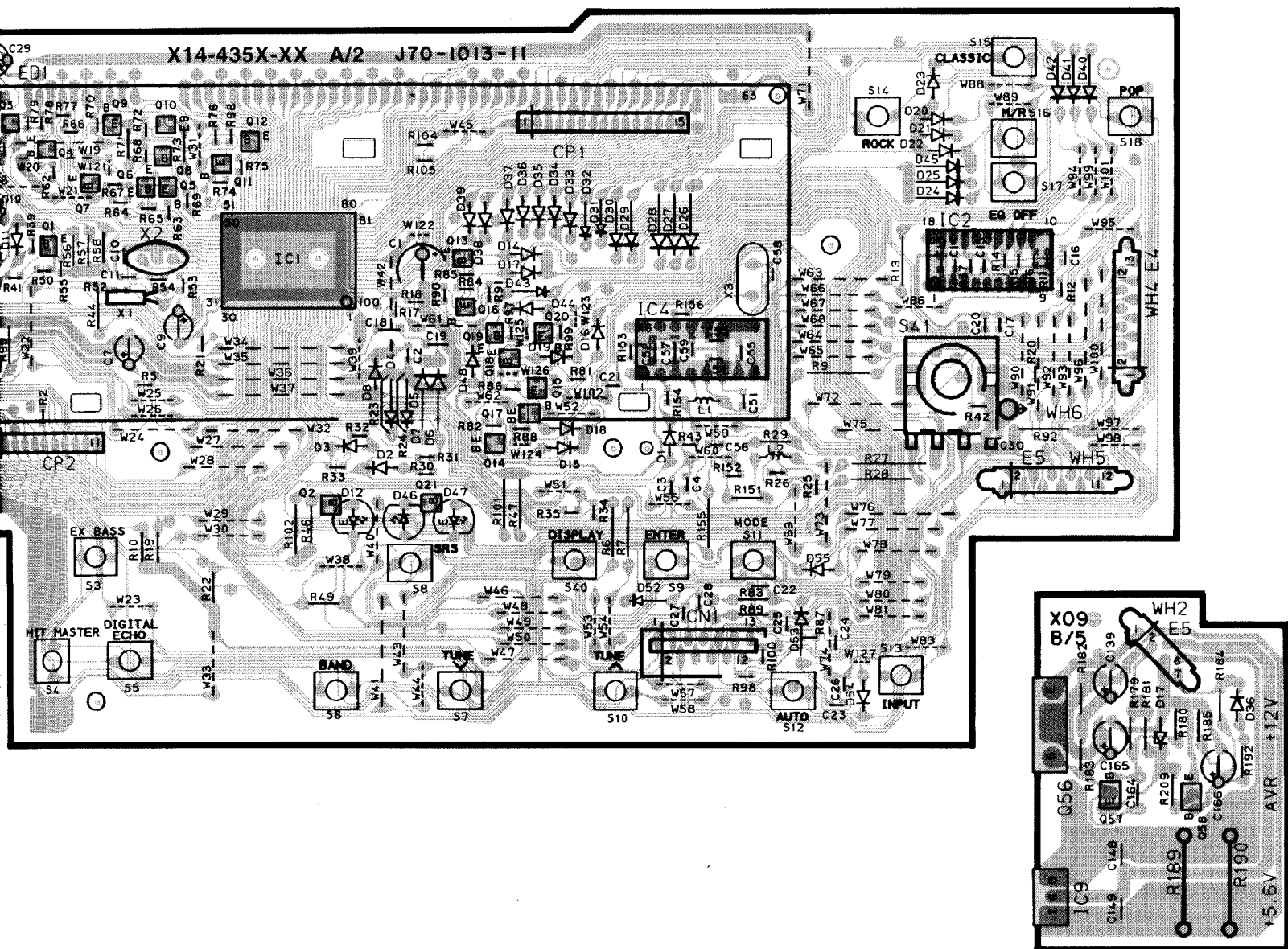
PC BOARD (Component side view)

DISPLAY UNIT

(X14-434X-XX) 0-11 : KP 0-21 : M1
 0-23 : MIY 0-51 : T
 0-71 : X 2-71 : E
 3-81 : Q

(X14-429X-XX) 0-11 : KP 0-20 : MI
 0-51 : T 0-71 : X
 2-71 : E 2-91 : Y
 3-81 : Q





RTV servis Horvat

Tel: ++385-31-856-637

Tel/fax: ++385-31-856-139

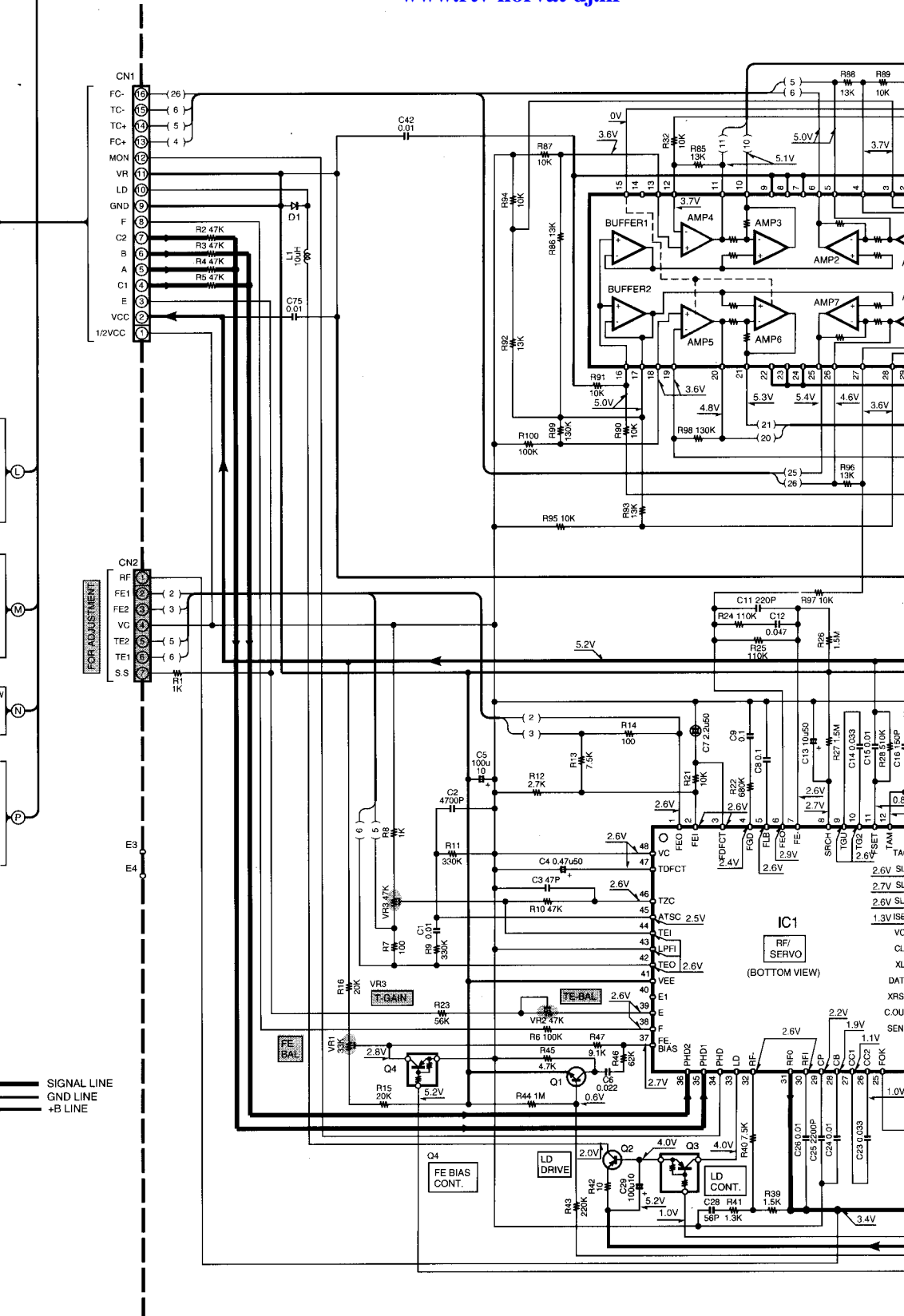
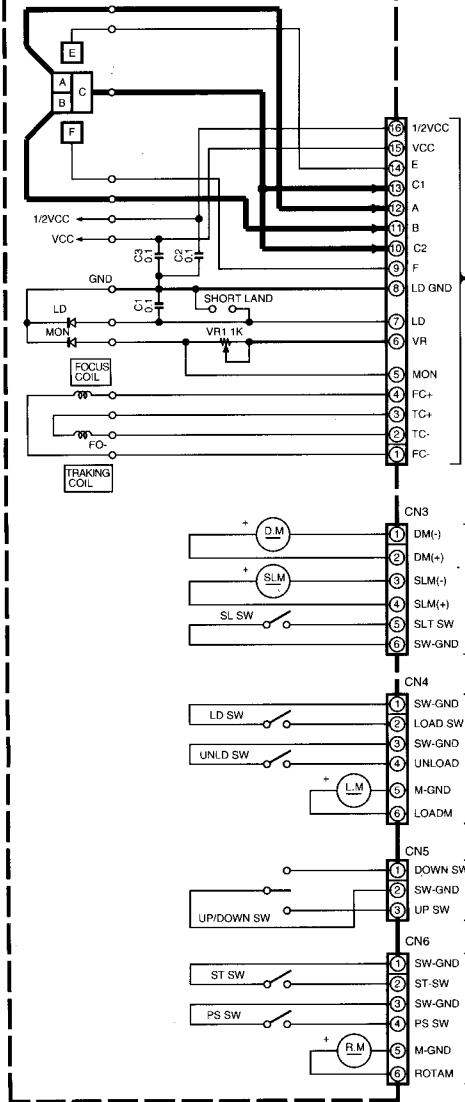
Mob: 098-788-319

www.rtv-horvat-dj.hr

CD CHANGER MECHA.: CDM-27
(D40-1543-X5)

(X32-3270-20)

PICKUP ASS'Y: T25-0050-05

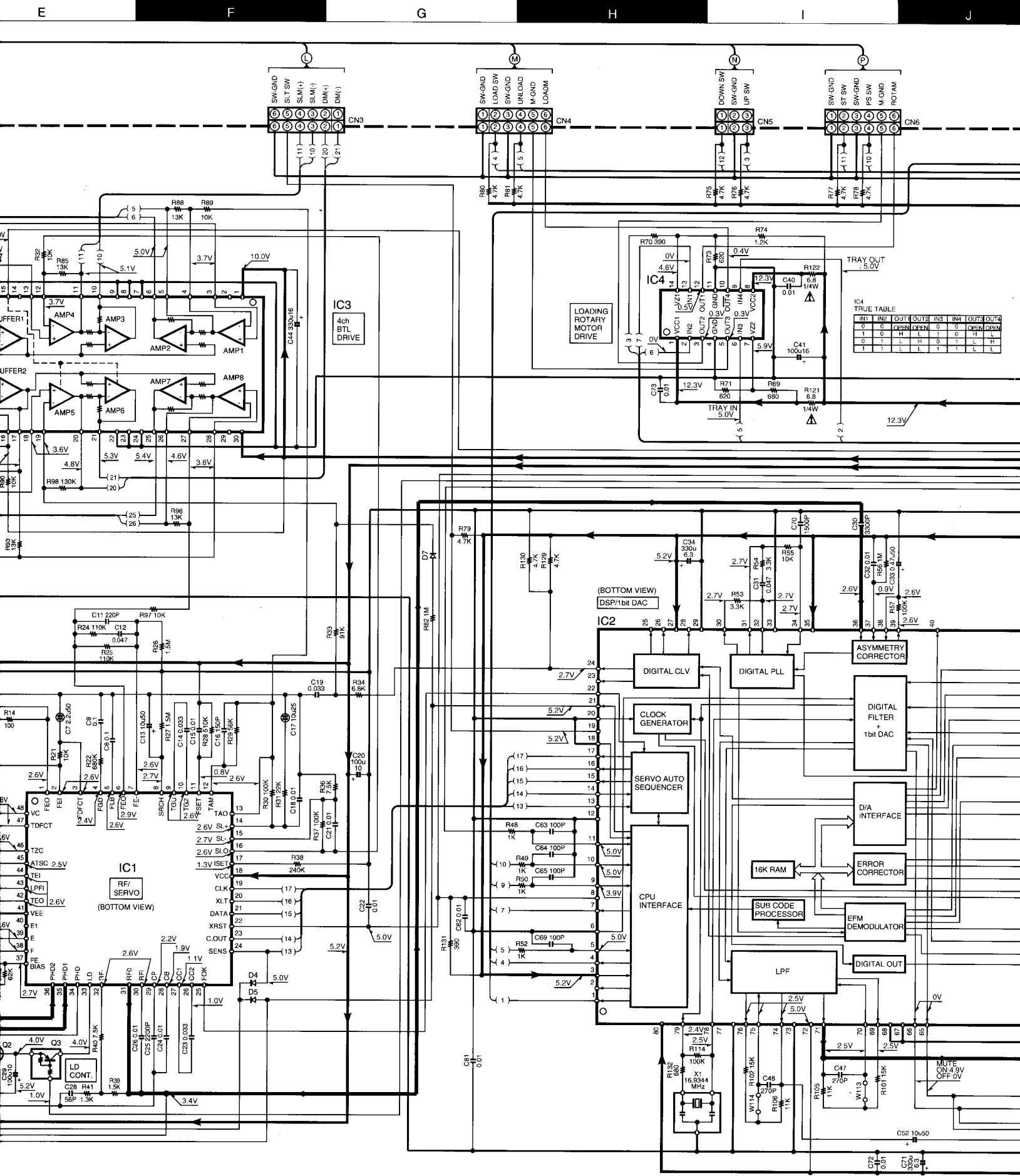


- IC1 : CXA1782BQ×1
- IC2 : CXD2509Q
- IC3 : LA6537
- IC4 : LB1648
- IC5 : NUJ3711D
- IC6 : TC74HC166AP

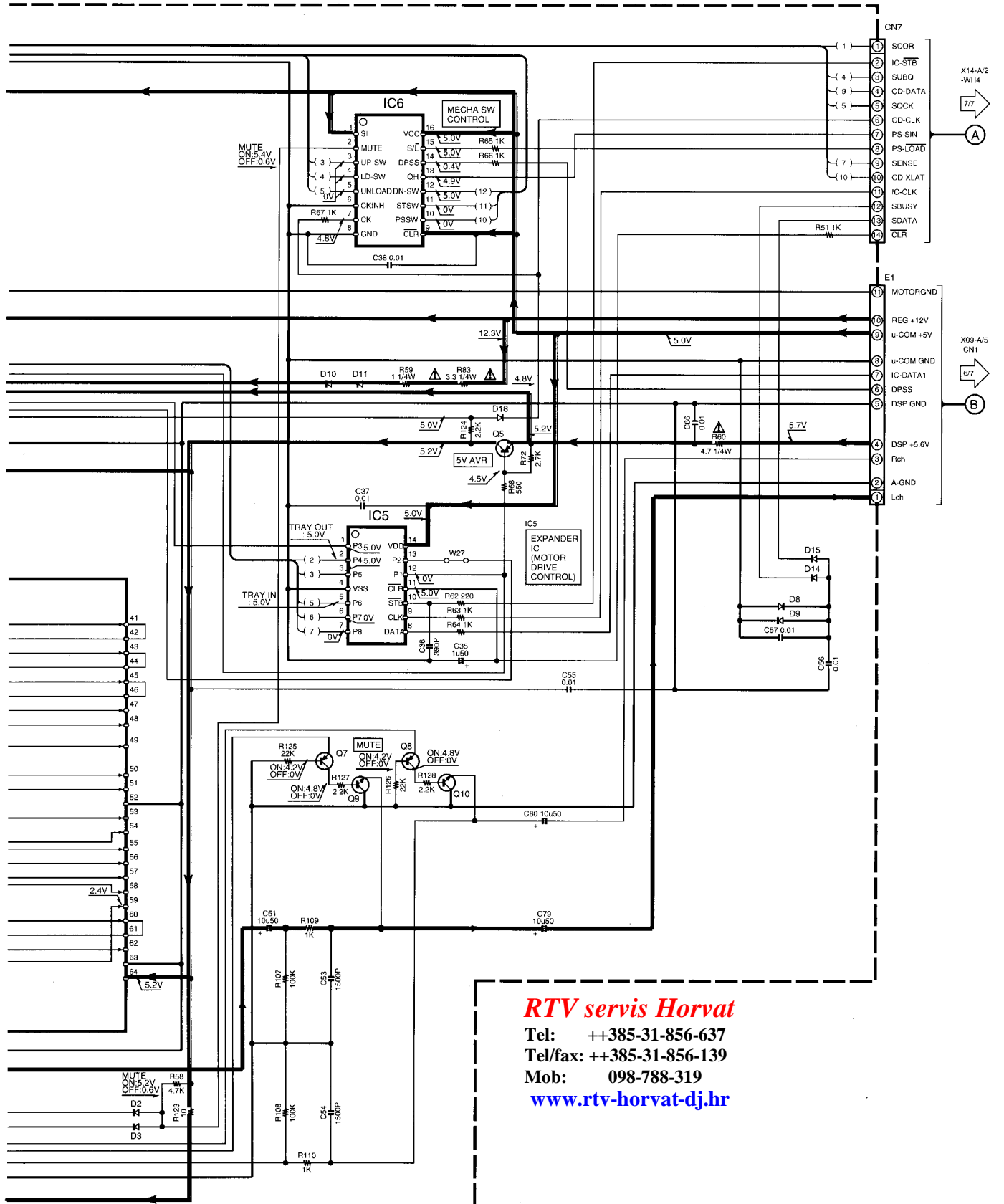
- D1-5,7-9,17,18 : 1S133 or HSS104
- D10,11 : S5688B or 1SR139-400
- D14,15 : RD5.6ES(B2) or HZS5.6N(B2)
- Q1 : 2SC2785(F,E) or 2SC1740S(Q,R)
- Q2 : 2SA954(L,K)
- Q3,4,11 : DTA124ESA or UN4112
- Q5 : 2SA1286-T11
- Q7,8 : 2SA1175(F,E) or 2SA933AS(Q,R)
- Q9,10 : 2SC2878(B)

==== SIGNAL LINE
==== GND LINE
==== +B LINE

CAUTION: For continued safety, replace safety critical components only with manufacturer's recommended parts (refer to parts list). Δ indicates safety critical components. For continued protection against risk of fire, replace only with same type and rating fuse(s). To reduce the risk of electric shock, leakage-current or resistance measurements shall be carried out (exposed parts are acceptably insulated from the supply circuit) before the appliance is returned to the customer.




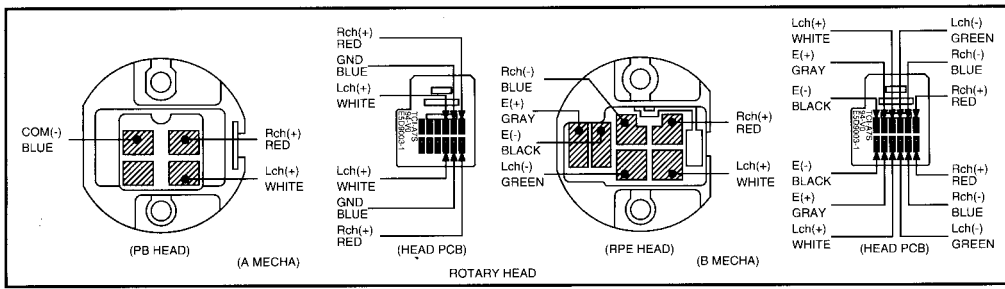
The DC voltage is an actual reading measured with a high impedance type voltmeter. The measurement value may vary depending on the measuring instruments used or on the product. Refer to the voltage during PLAY unless otherwise specified; The value shown in () is the voltage measured at the moment of STOP.



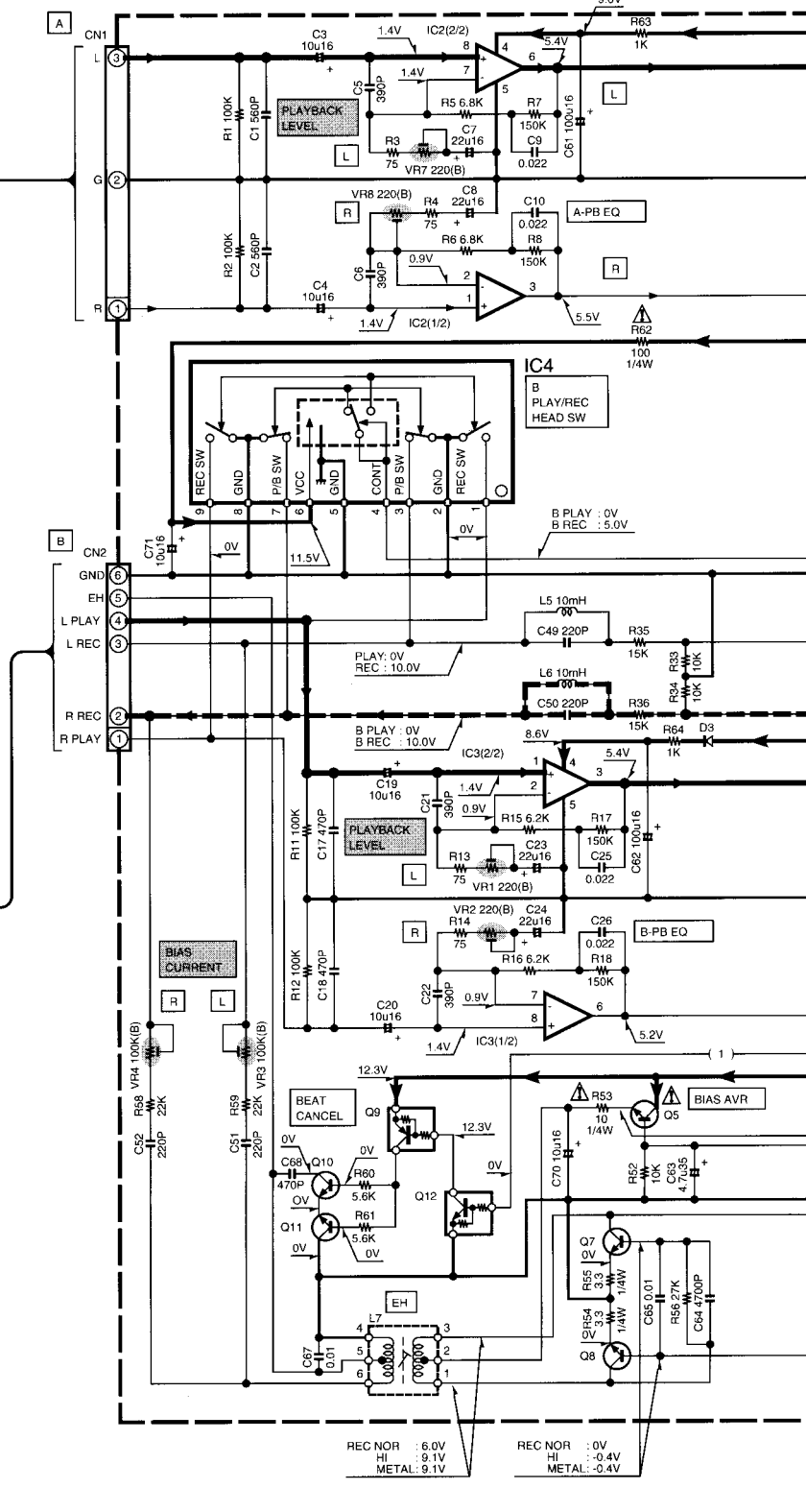
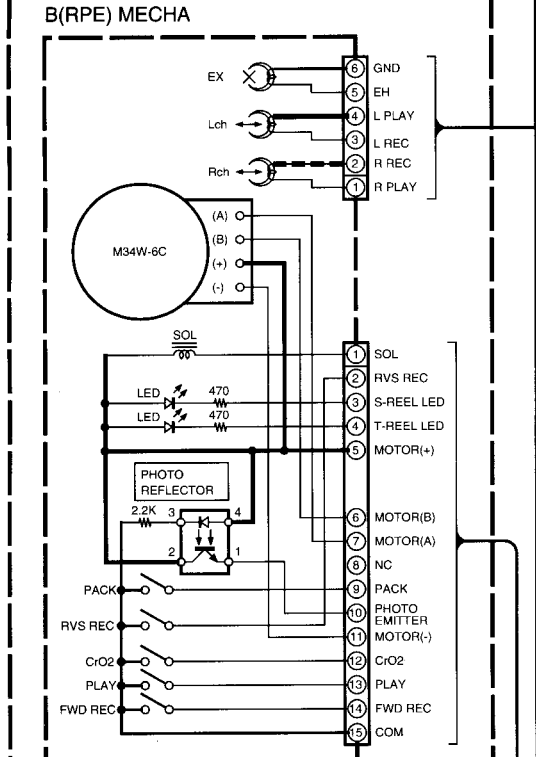
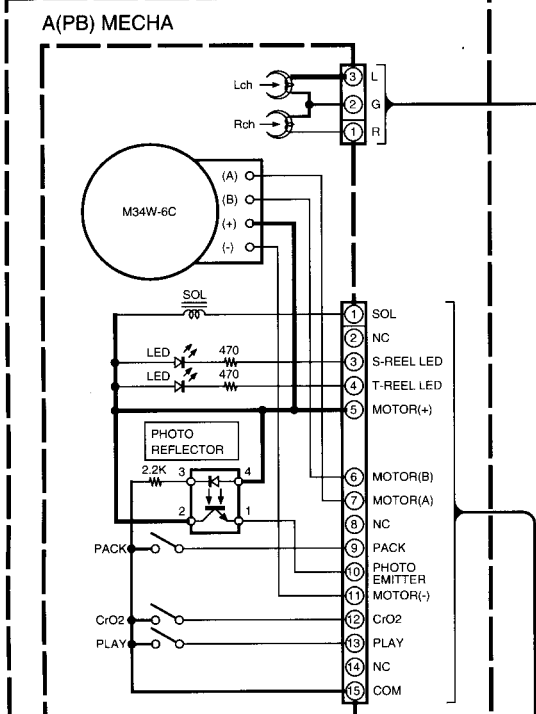
RXD-500/700(M) (1/7)

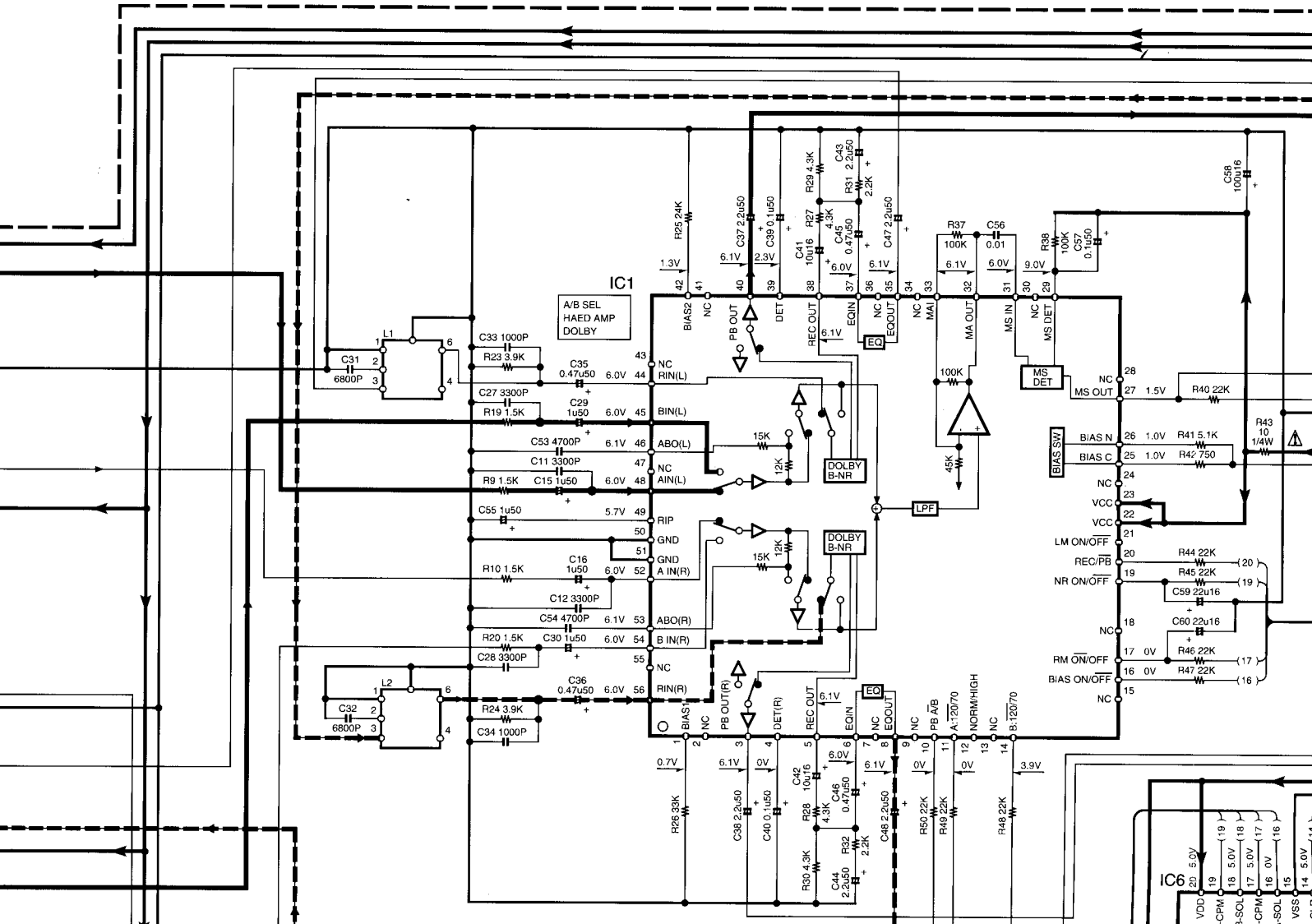
RTV servis Horvat
 Tel: ++385-31-856-637
 Tel/fax: ++385-31-856-139
 Mob: 098-788-319
www.rtv-horvat-dj.hr





DECK MECHA (RVStype) D40-1510-05





RTV servis Horvat

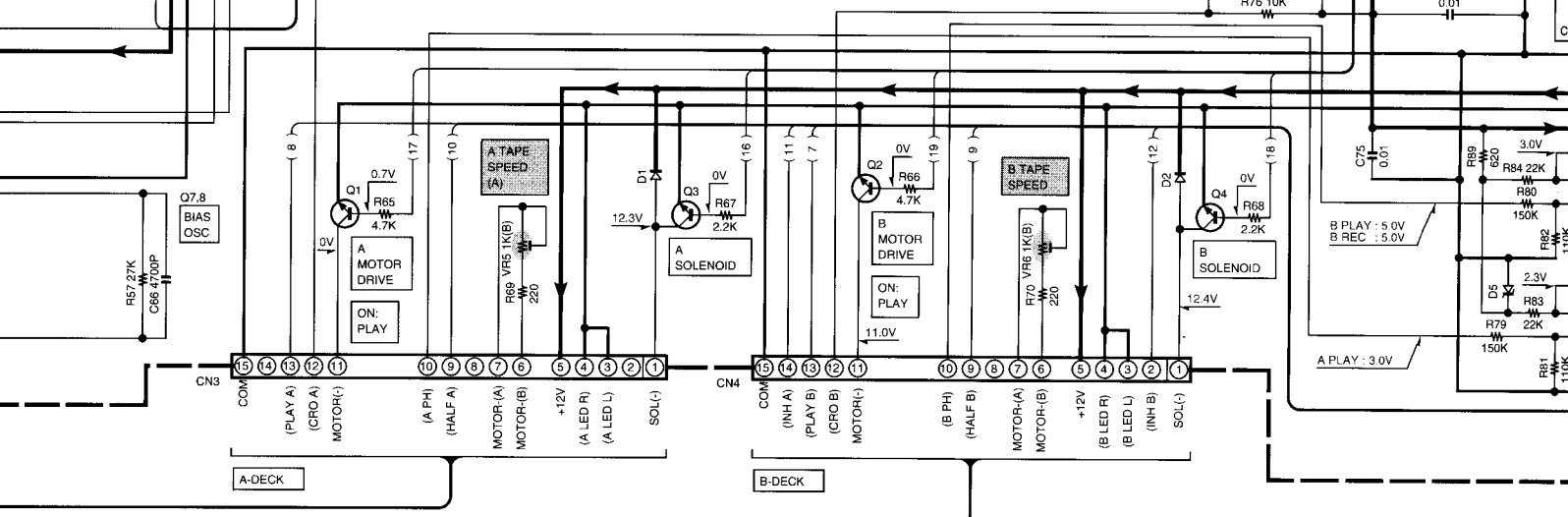
Tel: ++385-31-856-637

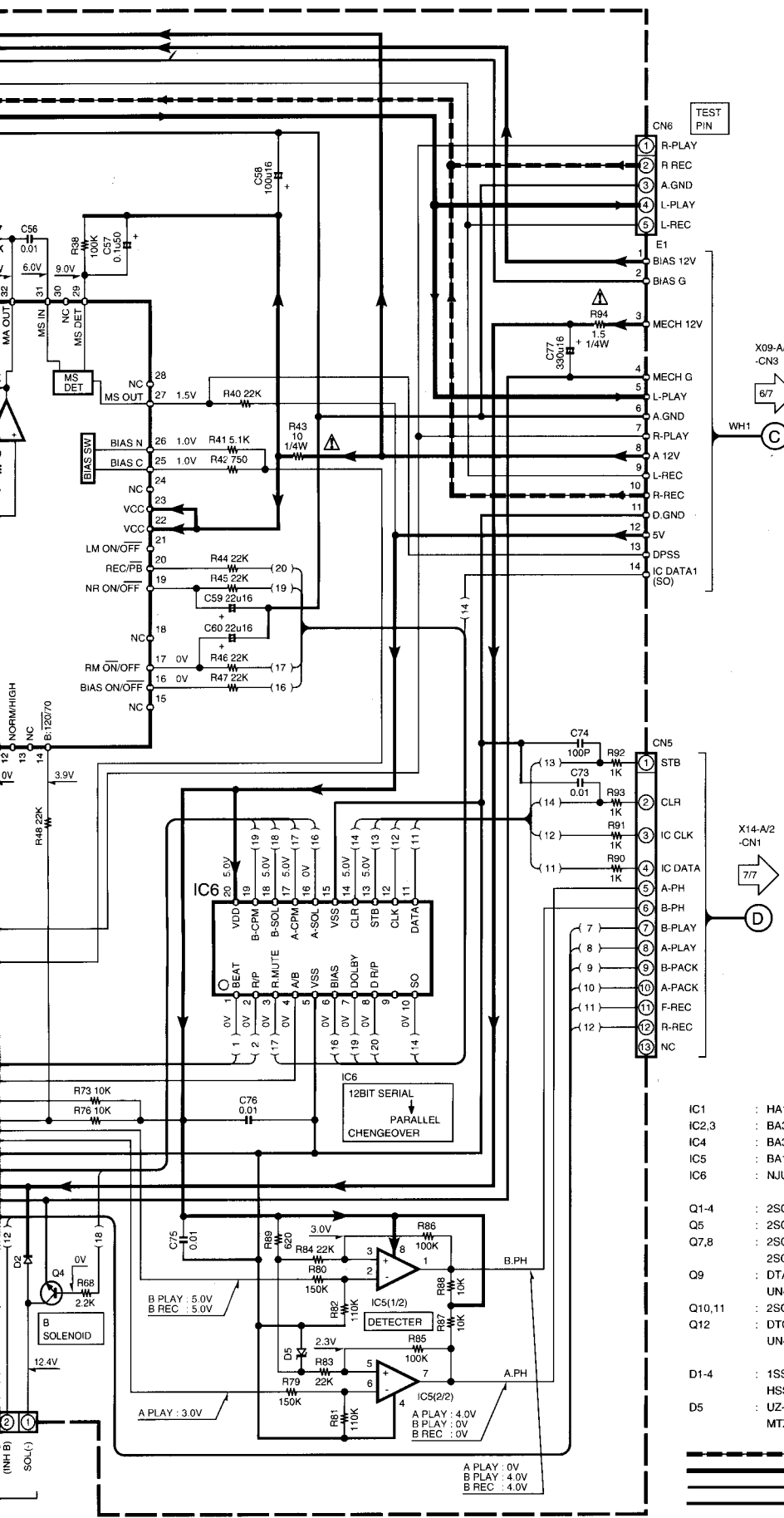
Tel/fax: ++385-31-856-139

Mob: 098-788-319

www.rtv-horvat-dj.hr

STOP/PLAY : 0V	STOP/PLAY : 0.3V
REC/NOR : 6.8V	REC/NOR : 6.1V
HI : 12.3V	HI : 12.3V
METAL : 9.2V	METAL : 9.2V



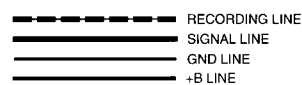


CAUTION: For continued safety, replace safety critical components only with manufacturer's recommended parts (refer to parts list). Δ indicates safety critical components. For continued protection against risk of fire, replace only with same type and rating fuse(s). To reduce the risk of electric shock, leakage-current or resistance measurements shall be carried out (exposed parts are acceptably insulated from the supply circuit) before the appliance is returned to the customer.

The DC voltage is an actual reading measured with a high impedance type voltmeter with a cassette loaded at playback mode. The measurement value may vary depending on the measuring instruments used or on the product. Bias circuit DC voltage is measured while in the record mode.

DOLBY and the \square symbol are trademarks of Dolby Laboratories Licensing Corporation. Noise reduction circuit made under license from Dolby Laboratories Licensing Corporation.

- IC1 : HA12209F
- IC2,3 : BA328
- IC4 : BA3126N
- IC5 : BA10393
- IC6 : NJU3714D
- Q1-4 : 2SC3246
- Q5 : 2SC2003(L,K)
- Q7,8 : 2SC2785(F,E) or 2SC1740S(Q,R)
- Q9 : DTA124ESA or UN4112
- Q10,11 : 2SC1845(F,E)
- Q12 : DTC124ESA or UN4212
- D1-4 : 1SS133 or HSS104
- D5 : UZ-2.7BSB or MTJ2.7(B)



RXD-500/700(M) (2/7)

Y39-2540-21



(X05-466X-XX) M,I,X,K,P,Y TYPE

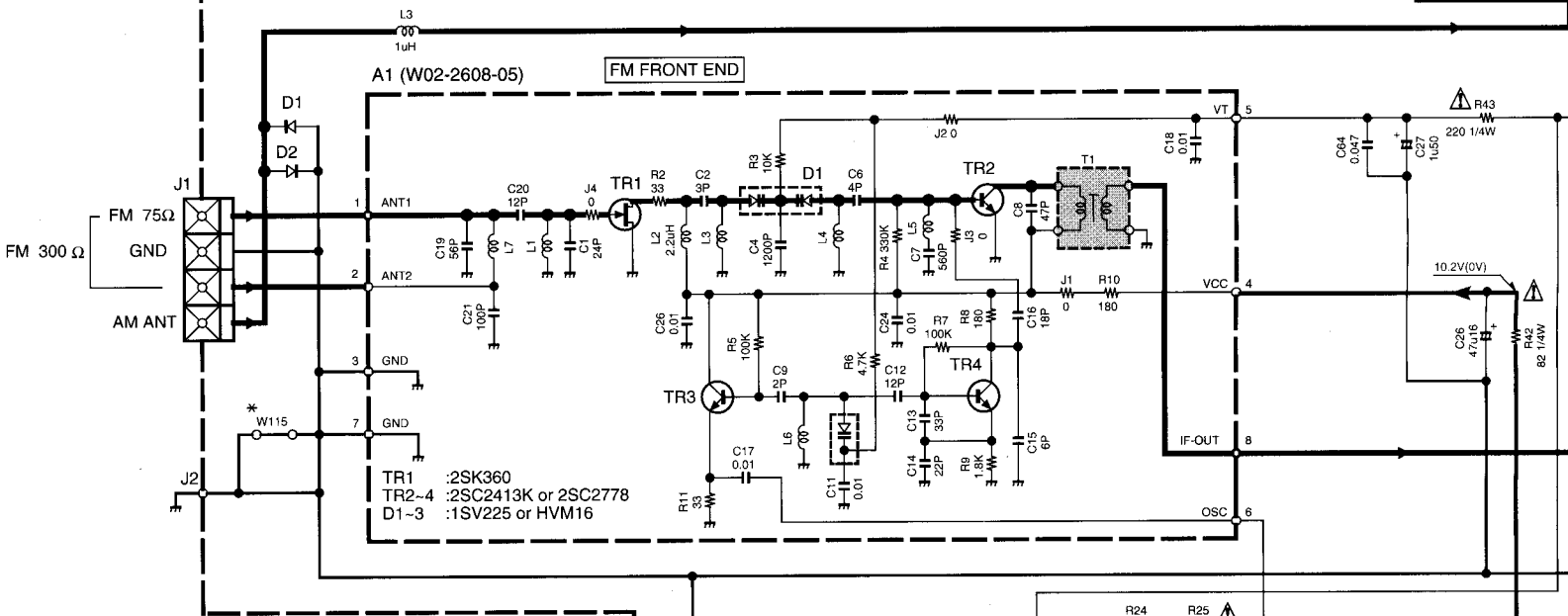
RTV servis Horvat

Tel: ++385-31-856-637

Tel/fax: ++385-31-856-139


Mob: 098-788-319

www.rtv-horvat-dj.hr

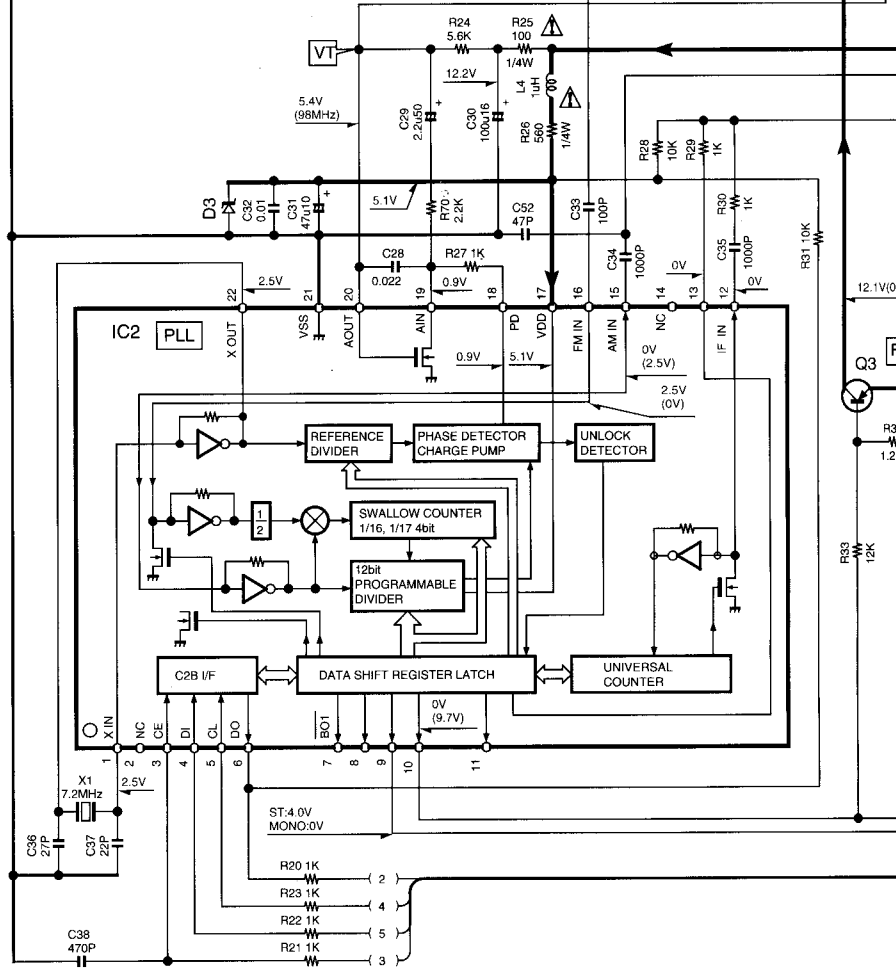


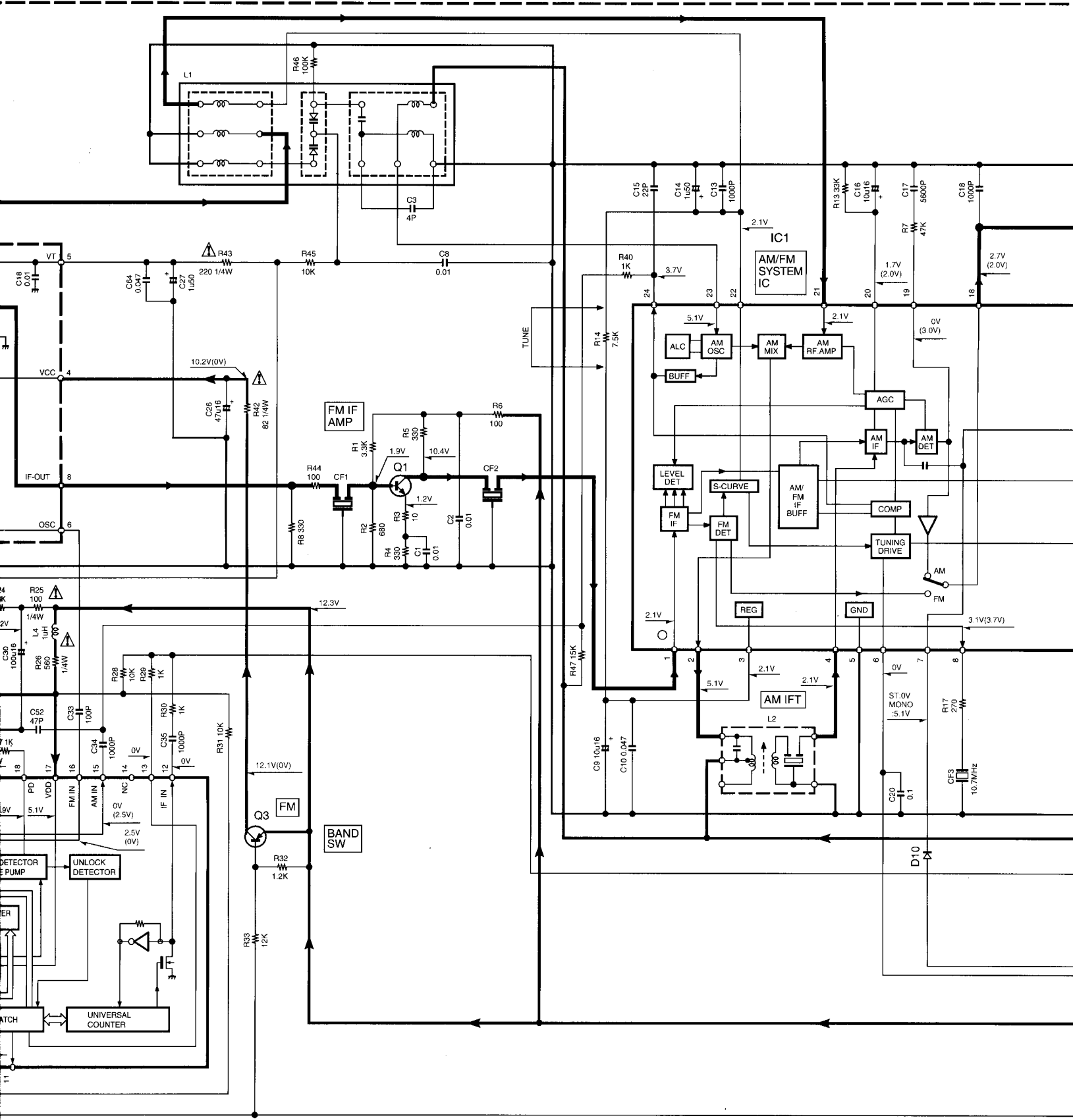
VT VOLTAGE

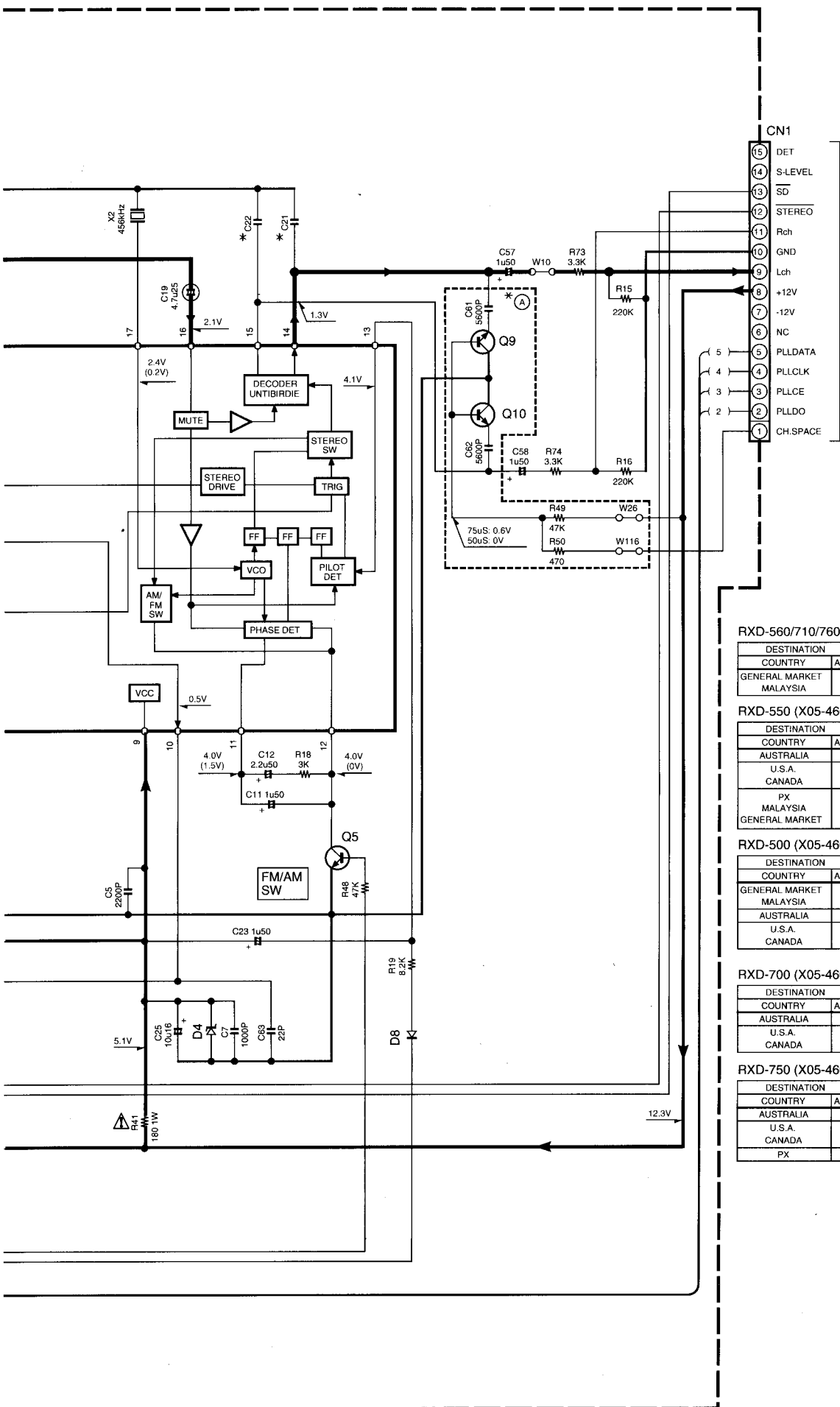
BAND	FREQ	VT
FM	LF	2.0V
	HF	7.3V
AM	LF	1.4V
	HF	4.9V



- IC1 : LA1832
- IC2 : LC72131
- Q1 : 2SC2714(R,O)
- Q3 : 2SB1218A(Q,R) or 2SA1576A(R,S)
- Q5,9,10 : 2SD1819A(Q,R) or 2SC4081(R,S)
- D1,2,8 : 1SS133 or HSS104
- D3,4 : MTZJ5.1(B) or UZ-5.1BSB
- D10 : MA111







RTV servis Horvat
 Tel: ++385-31-856-637
 Tel/fax: ++385-31-856-139
 Mob: 098-788-319
www.rtv-horvat-dj.hr

RXD-560/710/760 (X05-466X-XX)

DESTINATION	COUNTRY	ABB.	UNIT No.	(A)	C21, 22	C61, 62	W115, 119
GENERAL MARKET	MALAYSIA	M I	0-20	YES	0.012	YES	YES

RXD-550 (X05-466X-XX)

DESTINATION	COUNTRY	ABB.	UNIT No.	(A)	C21, 22	C61, 62	W115, 119
AUSTRALIA	X	0-71			0.012		
U.S.A.	K	0-11		NO	0.018	NO	NO
CANADA	P						
PX MALAYSIA	Y	0-20	YES	0.012	YES	YES	YES
GENERAL MARKET	M						

RXD-500 (X05-466X-XX)

DESTINATION	COUNTRY	ABB.	UNIT No.	(A)	C21, 22	C61, 62	W115, 119
GENERAL MARKET	MALAYSIA	M I	0-20	YES	0.012	YES	YES
AUSTRALIA	X	0-71					
U.S.A.	K	0-11		NO	0.018	NO	NO
CANADA	P						

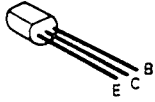
RXD-700 (X05-466X-XX)

DESTINATION	COUNTRY	ABB.	UNIT No.	(A)	C21, 22	C61, 62	W115, 119
AUSTRALIA	X	0-71			0.012		
U.S.A.	K	0-11		NO	0.018	NO	NO
CANADA	P						


RXD-750 (X05-466X-XX)

DESTINATION	COUNTRY	ABB.	UNIT No.	(A)	C21, 22	C61, 62	W115, 119
AUSTRALIA	X	0-71			0.012		
U.S.A.	K	0-11		NO	0.018	NO	NO
CANADA	P						
PX	Y	0-20	YES	0.012	YES	YES	YES


2SA1286-T11
2SA954
2SA992
2SC1845
2SC2003
2SC2878
2SC3246




2SB1624
2SD2493



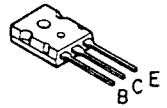
2SA1175
2SC2785



DTA124ESA
DTC124ESA
UN4112
2SC1740S



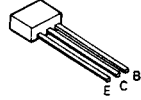
2SB1218A
2SC2714
2SC4081
2SD1819A



2SD2061



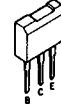
UN4212



2SD2012



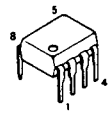
2SD1893



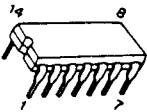
2SB1559
2SD2389



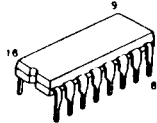
NJM4565D
NJM4565D-D



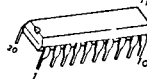
BU4066BC
TC4066BP



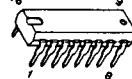
TC4052BP
TC74HC166AP



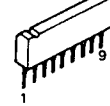
NJU3714D



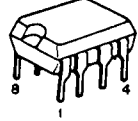
5AA657Q



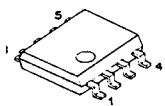
RA3126N



BA10393



NJM2904M



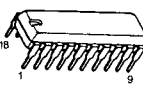
NJU3711D



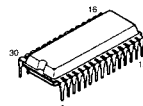
2SK302



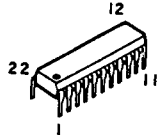
BA3834S



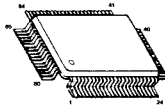
LA1836



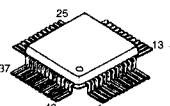
LC72131



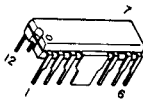
CXD2509Q



CXA1782BQ*1



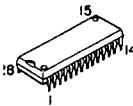
LB1648



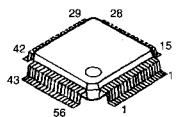
LA1832



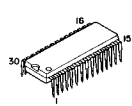
NJU7313AL



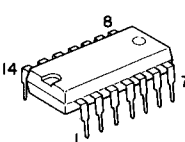
HA12209F



LA6537



M65844P



CAUTION: For continued safety, replace safety critical components only with manufacturer's recommended parts (refer to parts list). Δ indicates safety critical components. For continued protection against risk of fire, replace only with same type and rating fuse(s). To reduce the risk of electric shock, leakage-current or resistance measurements shall be carried out (exposed parts are acceptably insulated from the supply circuit) before the appliance is returned to the customer.

The DC voltage is an actual reading measured with a high impedance type voltmeter as the AM/FM signal generator is specified to the conditions as shown in the list below. The measurement value may vary depending on the measuring instruments used or on the product. The value shown in () is actual reading measured in the AM made.

MODE	CARRIER	MODULATION		ANT INPUT
		FREQUENCY	DEVIATION	
FM	98MHz	1kHz	STEREO 67.5kHz 7.5kHz(Pilot)	60dB
AM	1000(999)kHz	400Hz	MONO 30% MOD	60dB

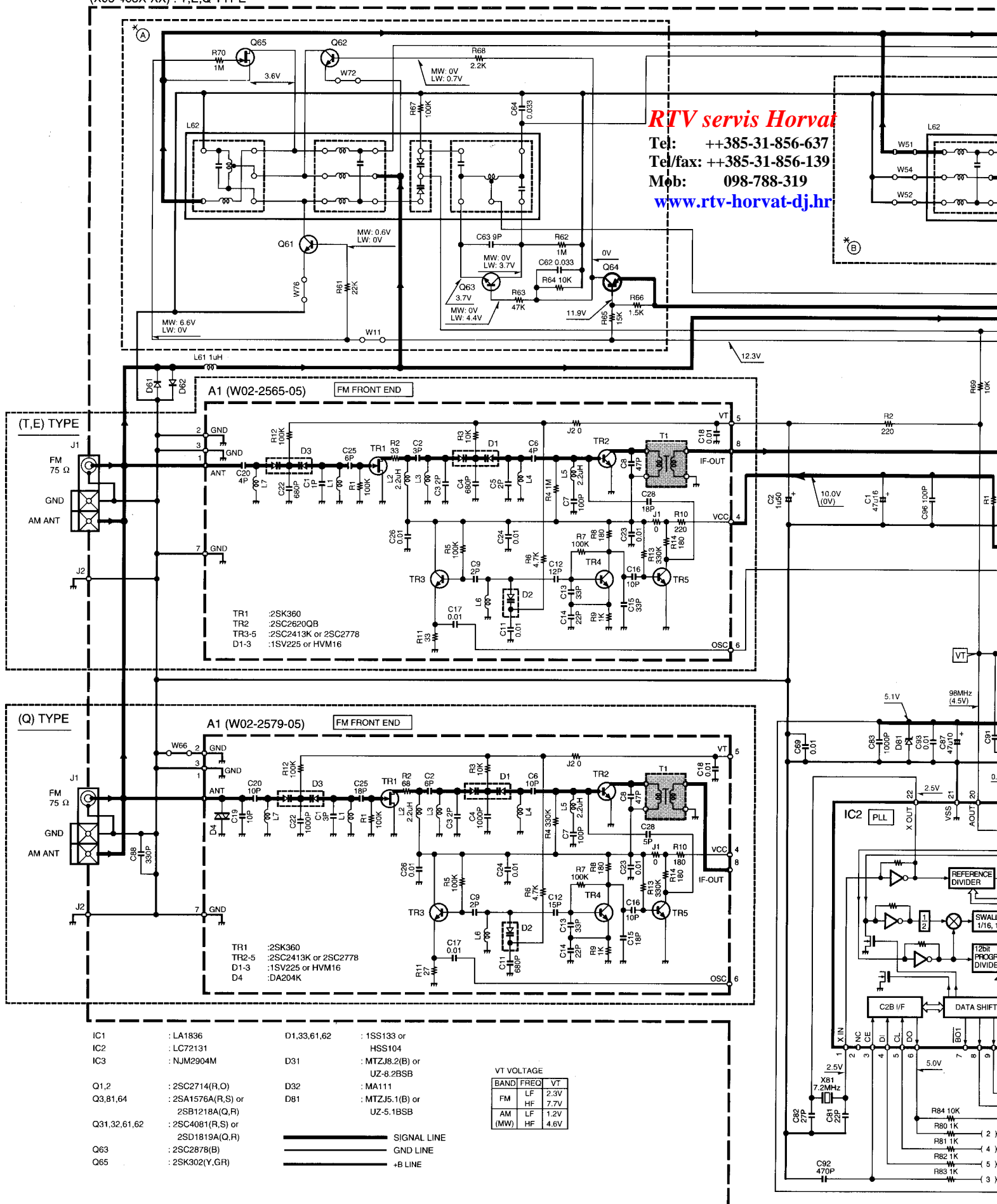
RXD-500/700

Y39-2540-21

KENWOOD

(X05-465X-XX) : T,E,Q TYPE

RTV servis Horvat
 Tel: ++385-31-856-637
 Tel/fax: ++385-31-856-139
 Mob: 098-788-319
 www.rtv-horvat-dj.hr

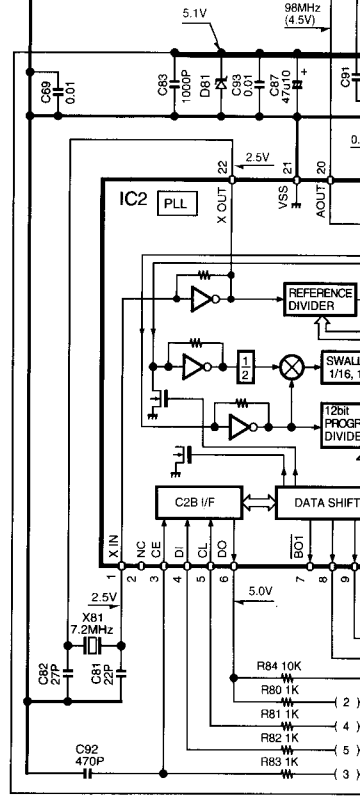


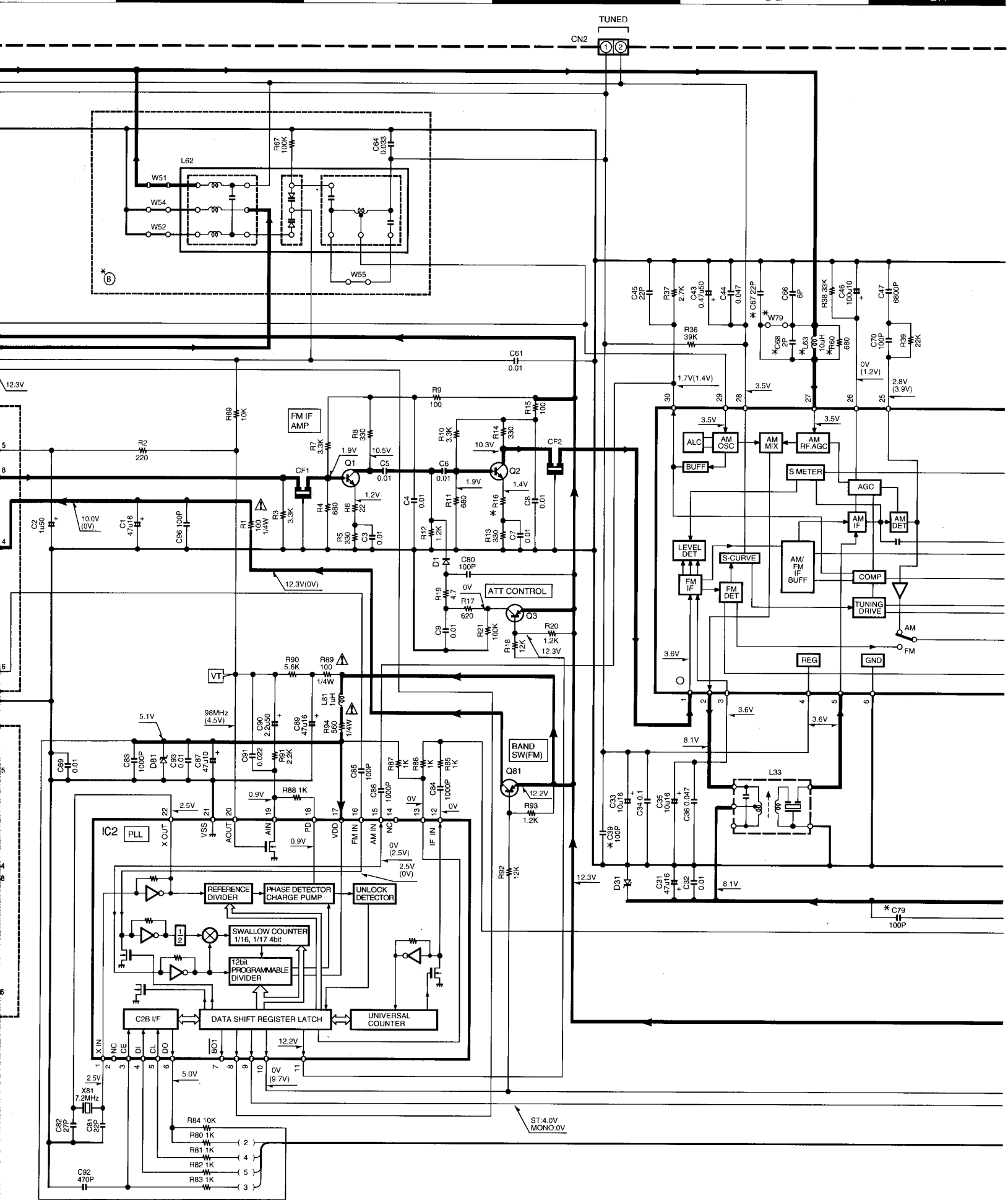
- IC1 : LA1836
- IC2 : LC72131
- IC3 : NJM2904M
- Q1,2 : 2SC2714(R,O)
- Q3,81,64 : 2SA1576A(R,S) or 2SB1218A(Q,R)
- Q31,32,61,62 : 2SC4081(R,S) or 2SD1819A(Q,R)
- Q63 : 2SC2878(B)
- Q65 : 2SK302(Y,GR)
- D1,33,61,62 : 1SS133 or HSS104
- D31 : MTZJ8.2(B) or UZ-8.2BSB
- D32 : MA111
- D81 : MTZJ5.1(B) or UZ-5.1BSB

VT VOLTAGE

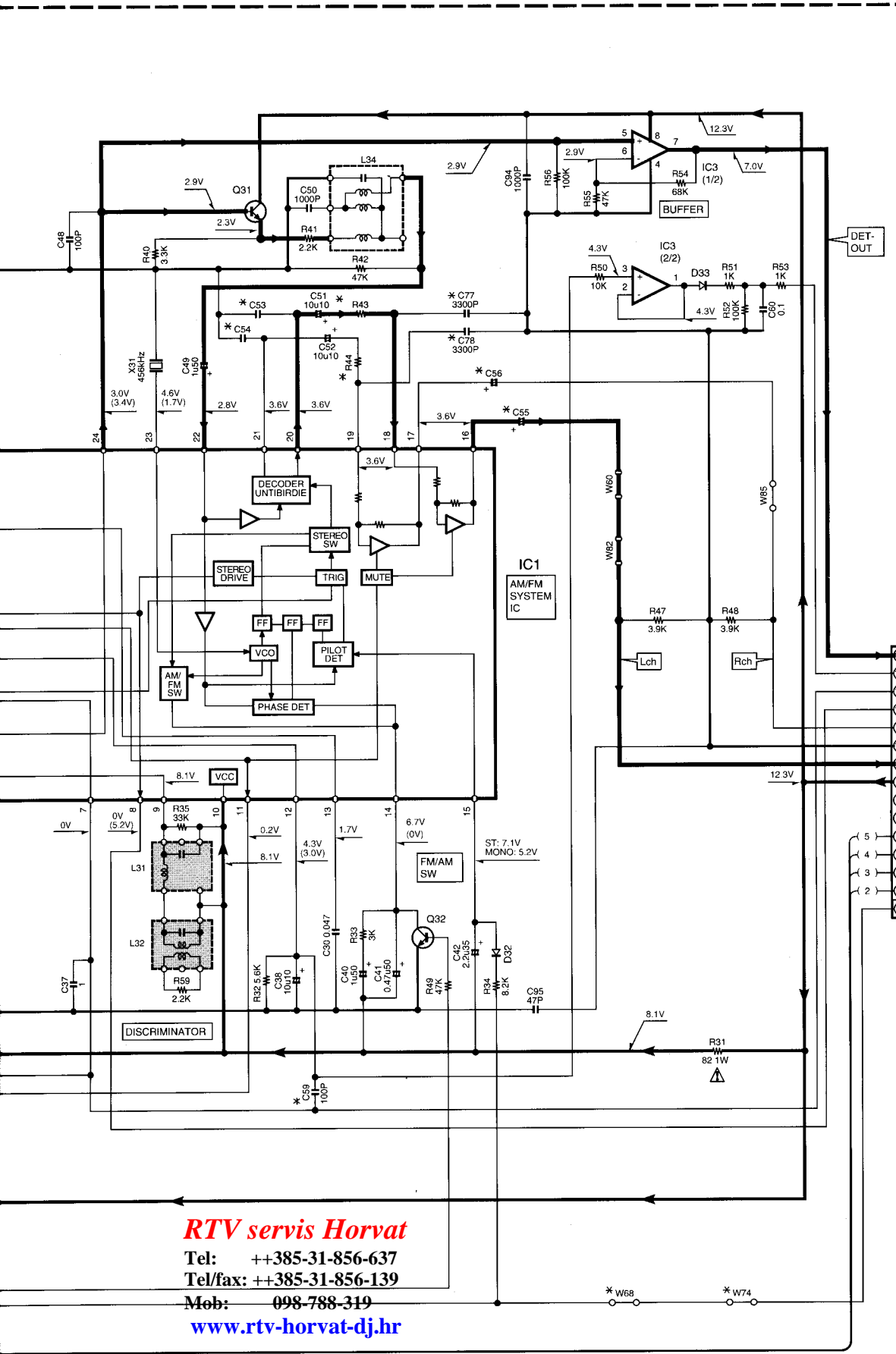
BAND	FREQ	VT
FM	LF	2.3V
	HF	7.7V
AM	LF	1.2V
(MW)	HF	4.6V

— SIGNAL LINE
 — GND LINE
 — +B LINE





ST-4.0V MONO-0V



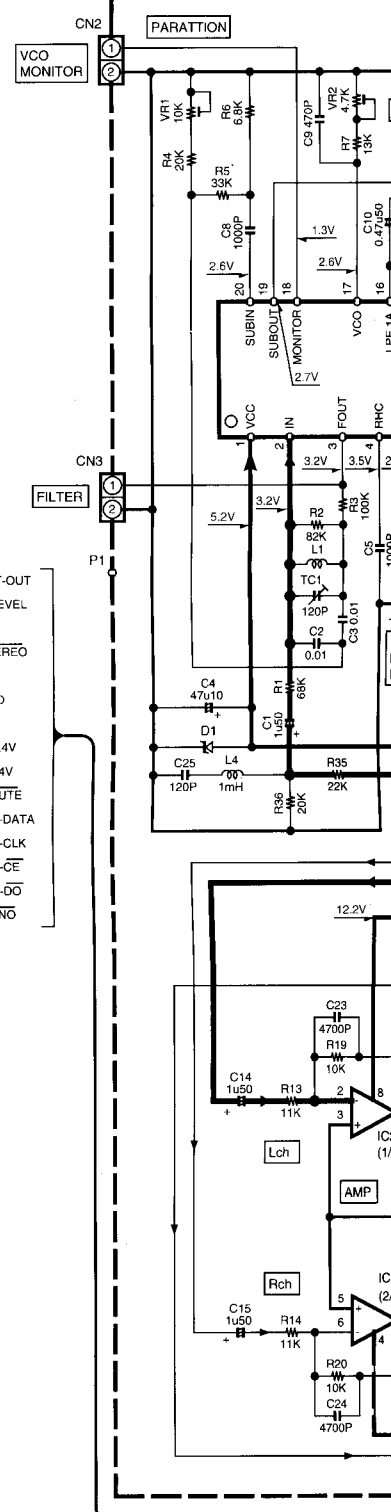
RXD-550/550W/700/750 (X05-465X-XX)

DESTINATION	COUNTRY ABB.	UNIT No.	(A)	(B)	C53, 54	C55, 56	C59, 79	C67	C68	C77
U.K.	T	0-51	YES	NO	0.015	2.2u35	NO	33P	NO	NO
EUROPE	E	2-70	NO	YES				22P	YES	YES

RXD-500W/550W/700W (X05-465X-XX)

DESTINATION	COUNTRY ABB.	UNIT No.	(A)	(B)	C53, 54	C55, 56	C59, 79	C67	C68	C77
RUSSIA	O	3-81	YES	NO	0.018	3.3u25	YES	22P	NO	NO

POLAR UNIT (X04-1313-80) (Q)TYPE ONLY



RTV servis Horvat
 Tel: ++385-31-856-637
 Tel/fax: ++385-31-856-139
 Mob: 098-788-319
www.rtv-horvat-dj.hr

RXD-550/550W/700/750 (X05-465X-XX)

DESTINATION COUNTRY ABB.	UNIT No.	(A)	(B)	C53, 54	C55, 56	C59, 79	C67	C68	C77, 78	R16	R43, 44	R60	L63	W68, 74	J2	
U.K.	T	0-51	YES	NO	0.015	2.2u35	NO	33P	NO	YES	33	22K	YES	NO	NO	F10-1053
EUROPE	E	2-70	NO	YES	0.018	3.3u25	YES	22P	NO	NO	47	12K	NO	NO	YES	F10-1088

RXD-500W/550W/700W (X05-465X-XX)


DESTINATION COUNTRY ABB.	UNIT No.	(A)	(B)	C53, 54	C55, 56	C59, 79	C67	C68	C77, 78	R16	R43, 44	R60	L63	W68, 74	J2	
RUSSIA	O	3-81	YES	NO	0.018	3.3u25	YES	22P	NO	NO	47	12K	NO	NO	YES	F10-1088

(X04-)

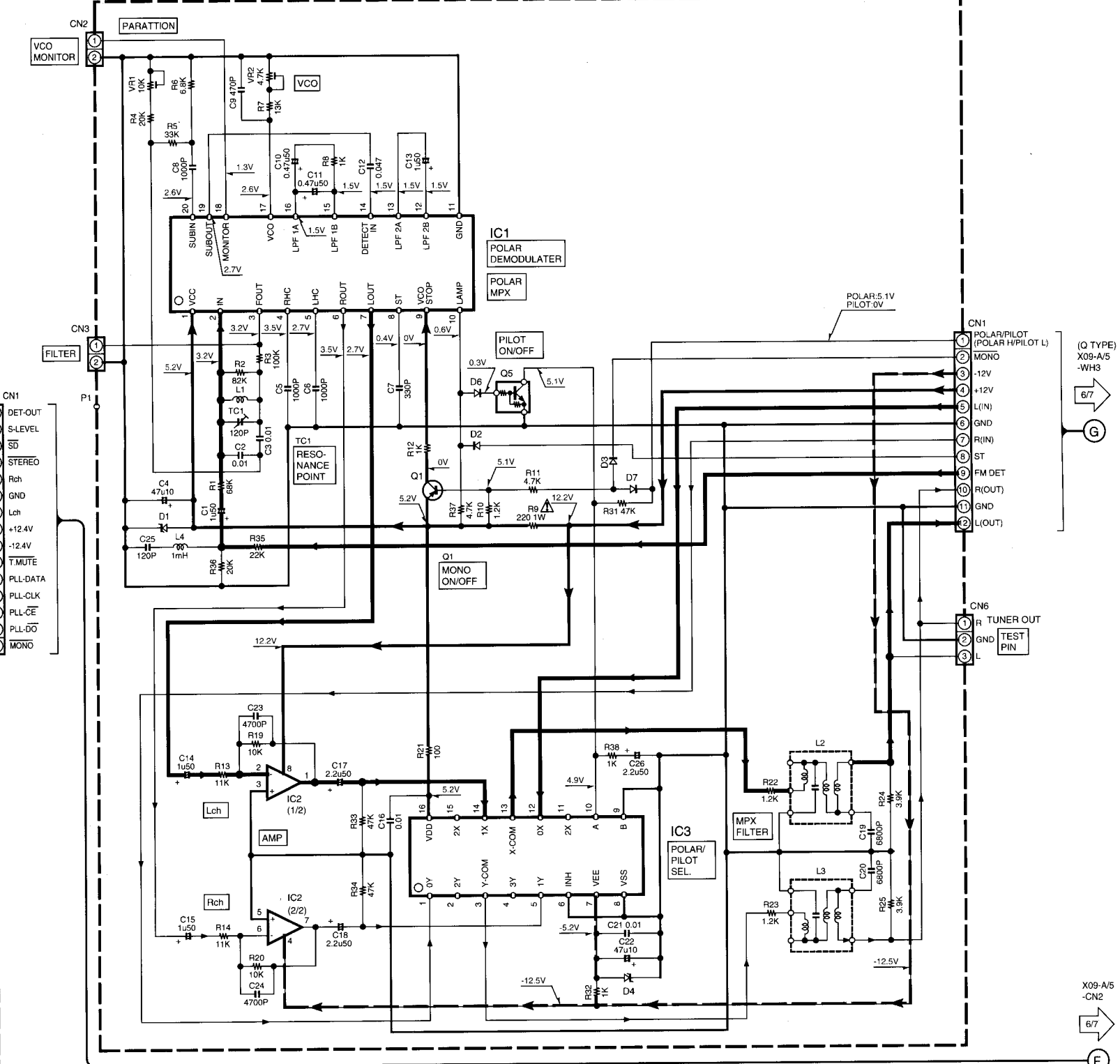
- IC1 : IR3R42
- IC2 : NJM4565D
- IC3 : TC4052BP

- Q1,4 : 2SA933AS(Q,R) or 2SA1175(F,E)
- Q5 : DTC124ESA or UN4212

- D1,4 : MTZJ5.1(B) or UZ-5.1BSB
- D2,3,6,7 : 1SS133 or HSS104



POLAR UNIT (X04-1313-80) (Q)TYPE ONLY



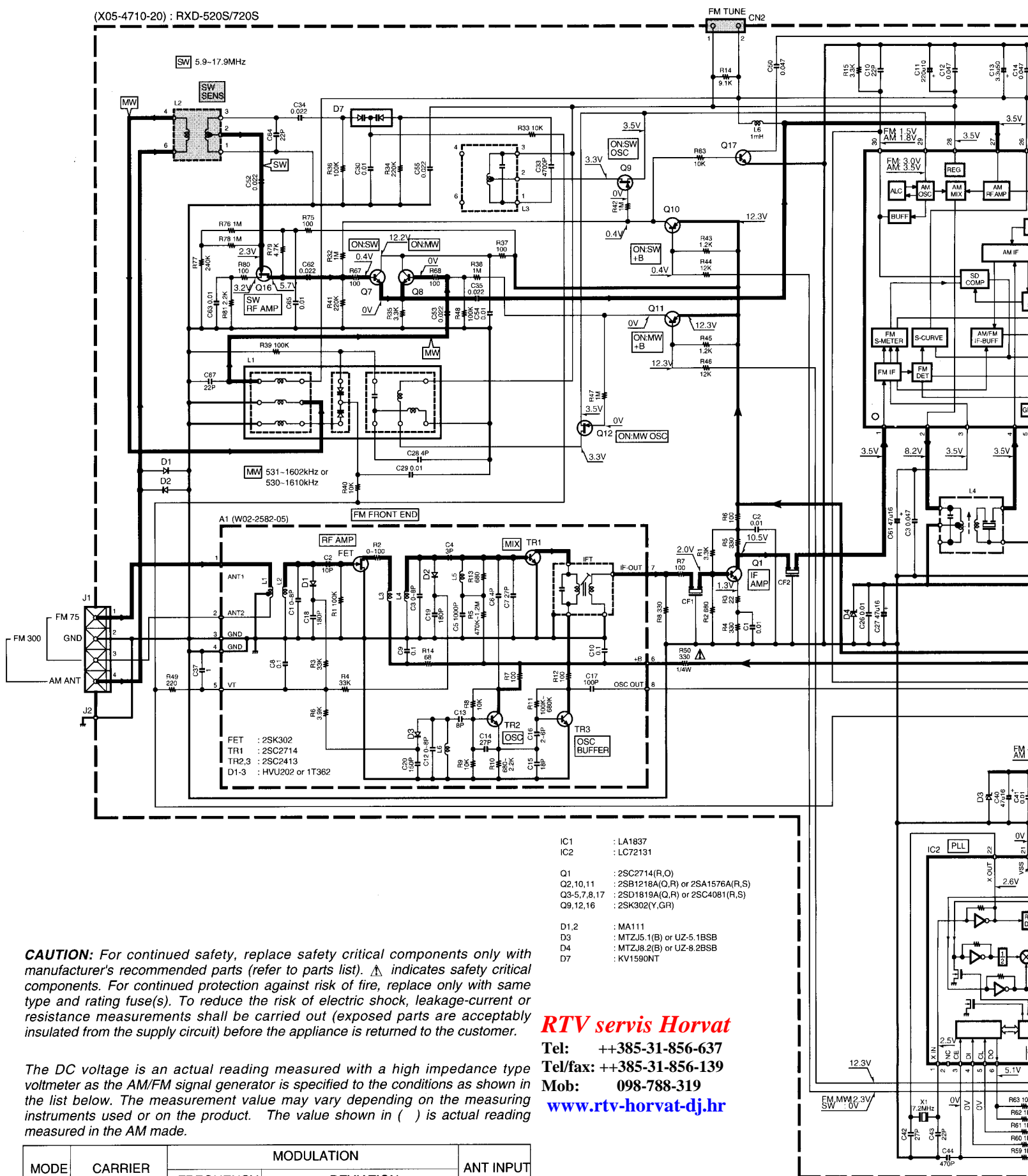
RXD-500/700(E) (4/7)

Y39-2540-21

RXD-500/7

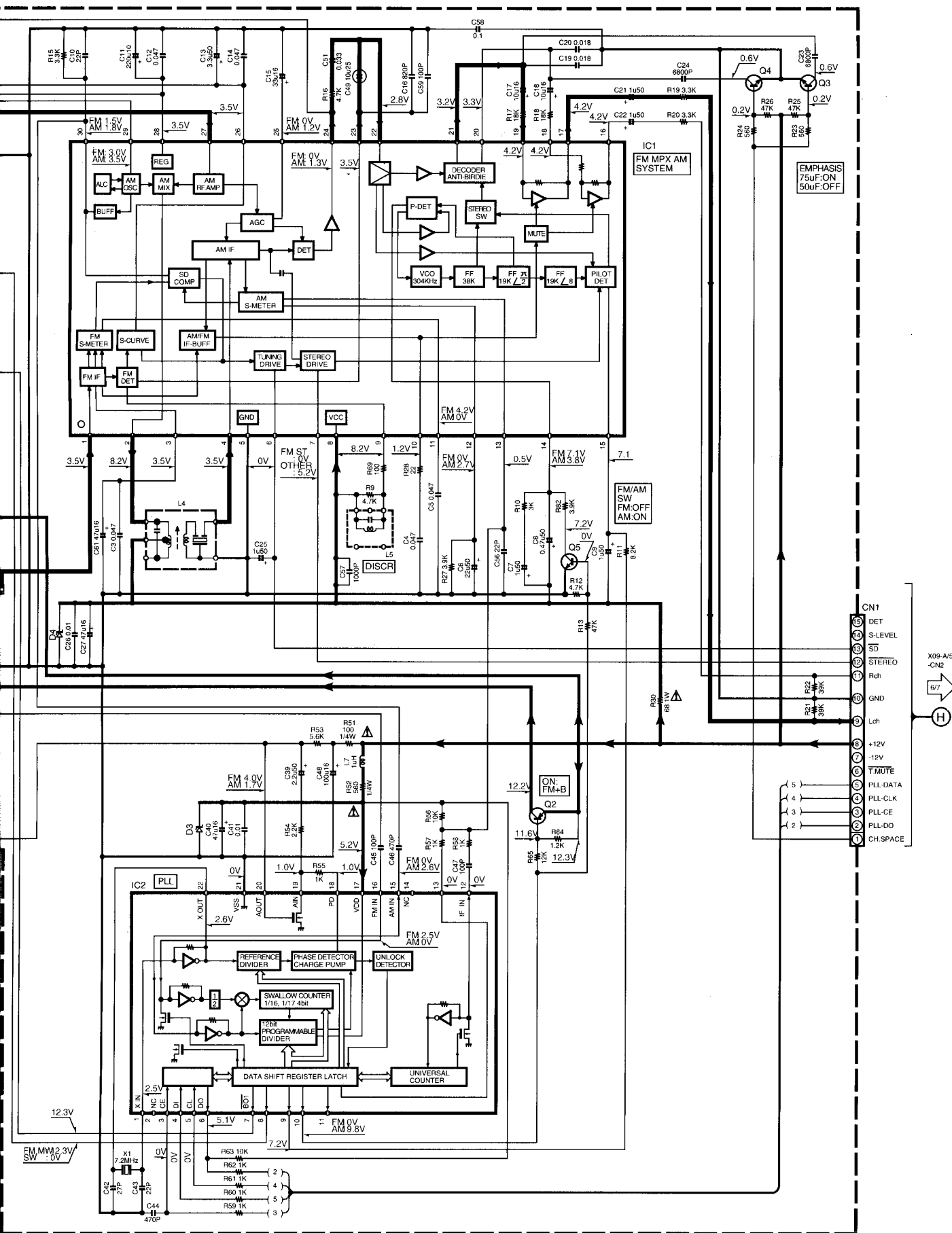
KENWOOD

(X05-4710-20) : RXD-520S/720S



- IC1 : LA1837
 IC2 : LC72131
 Q1 : 2SC2714(R,O)
 Q2,10,11 : 2SB1218A(Q,R) or 2SA1576A(R,S)
 Q3-5,7,8,17 : 2SD1819A(Q,R) or 2SC4081(R,S)
 Q9,12,16 : 2SK302(Y,GR)
 D1,2 : MA111
 D3 : MTZJ5.1(B) or UZ-5.1BSB
 D4 : MTZJ8.2(B) or UZ-8.2BSB
 D7 : KV1590NT

MODE	CARRIER	MODULATION		ANT INPUT
		FREQUENCY	DEVIATION	
FM	98MHz	1kHz	STEREO 67.5kHz 7.5kHz(Pilot)	60dB
AM	1000(999)kHz	400Hz	MONO 30% MOD	60dB



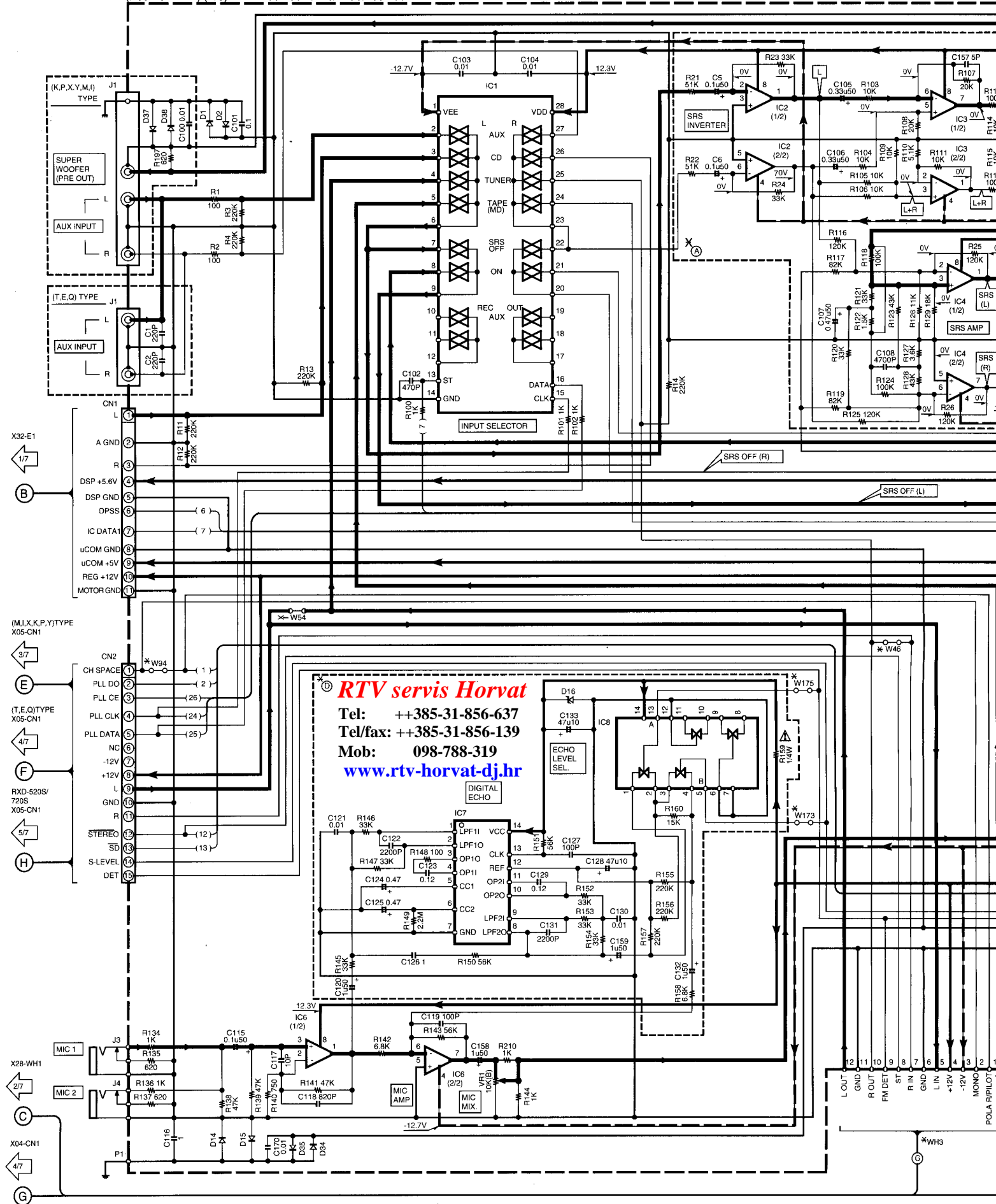
RXD-500/700(M) (5/7)

RXD-500/700

Y39-2540-21

KENWOOD

(X09-454X-XX) (A/5): RXD-500/500W/520S/550/550W/560
 (X09-461X-XX) (A/5): RXD-700/700W/710/720S/750/750W/760

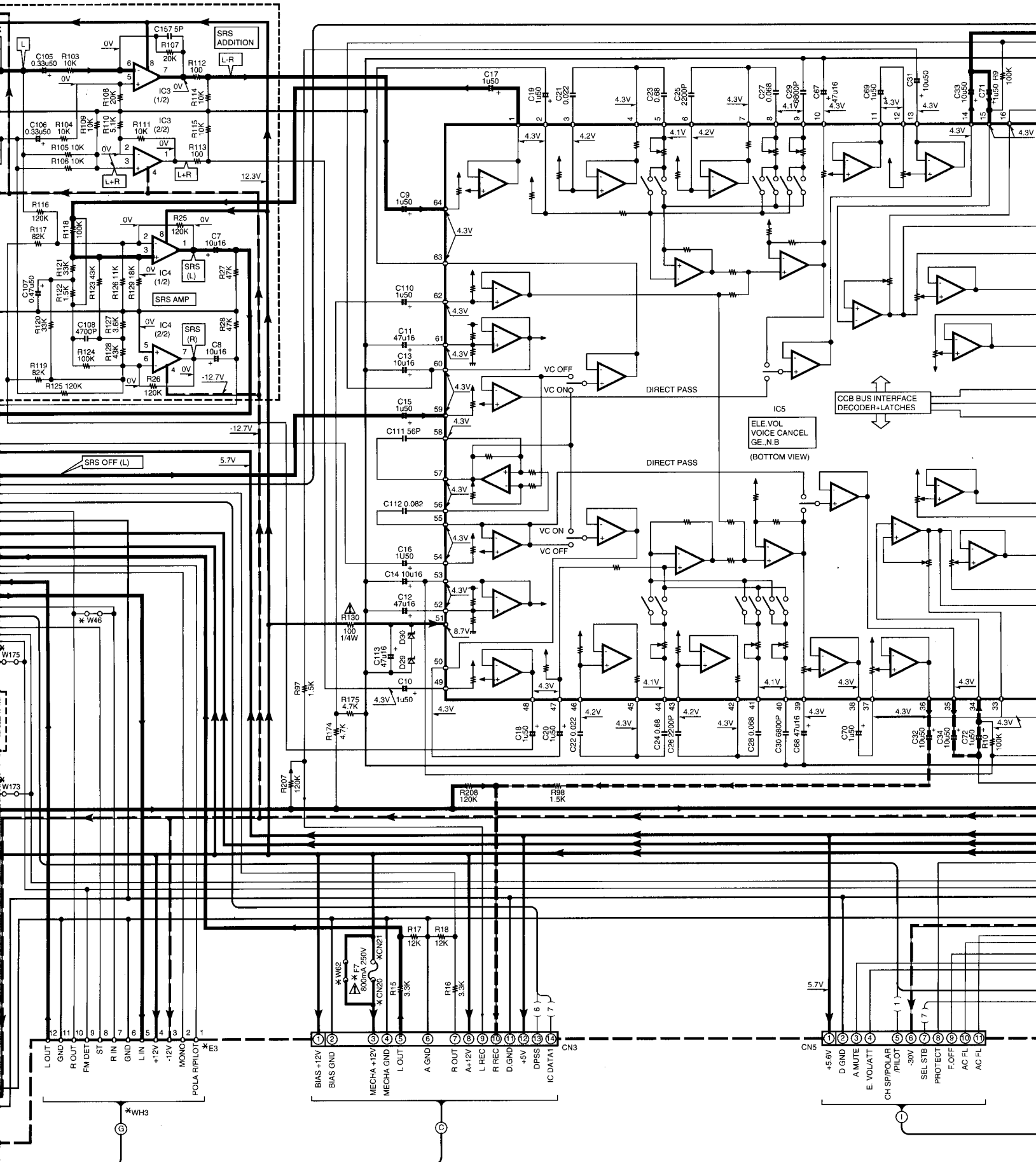


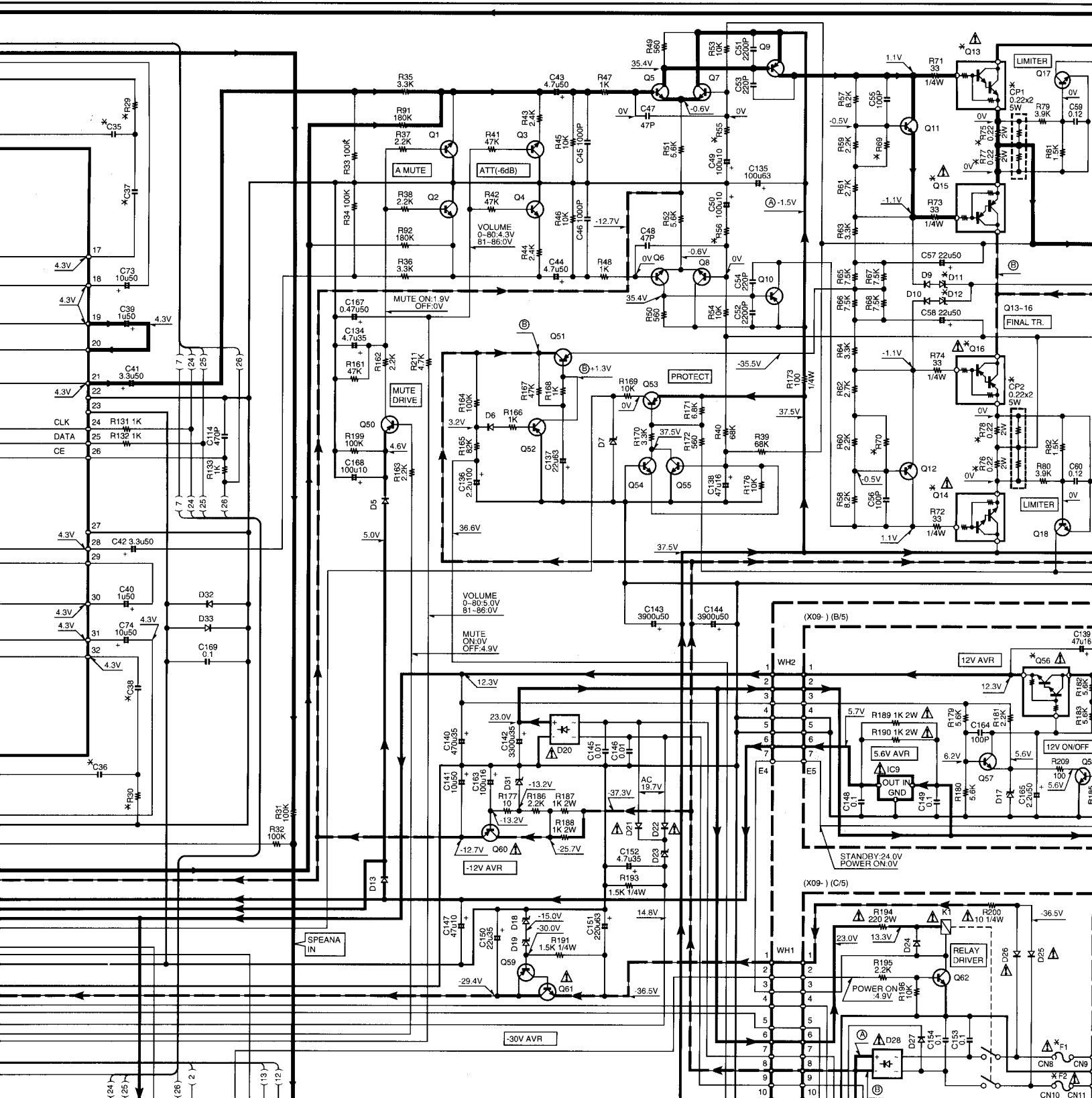
RTV servis Horvat
 Tel: ++385-31-856-637
 Tel/fax: ++385-31-856-139
 Mob: 098-788-319
www.rtv-horvat-dj.hr

1
2
3
4
5
6
7

(K.P.X.Y.M.I) TYPE J1
 SUPER WOOFER (PRE OUT)
 AUX INPUT L R
 (T.E.Q) TYPE J2
 AUX INPUT L R
 CN1 X32-E1
 A GND
 DSP +5.6V
 DSP GND
 DPSS
 IC DATA1
 uCOM GND
 uCOM +5V
 REG +12V
 MOTOR GND
 (M.L.X.K.P.Y) TYPE X05-CN1
 CH SPACE
 PLL DO
 PLL CE
 PLL CLK
 PLL DATA
 NC
 -12V
 +12V
 L
 GND
 R
 STEREO
 SD
 S-LEVEL
 DET
 X28-WH1 MIC 1
 X28-WH1 MIC 2
 X04-CN1
 P1

L OUT
 GND
 R OUT
 FW DET
 ST
 R IN
 GND
 LIN
 LIN
 +12V
 -12V
 MONO
 POLA PILOTT
 X WH3





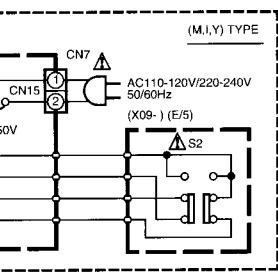
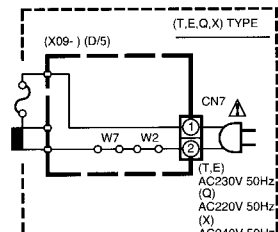
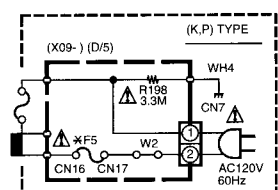

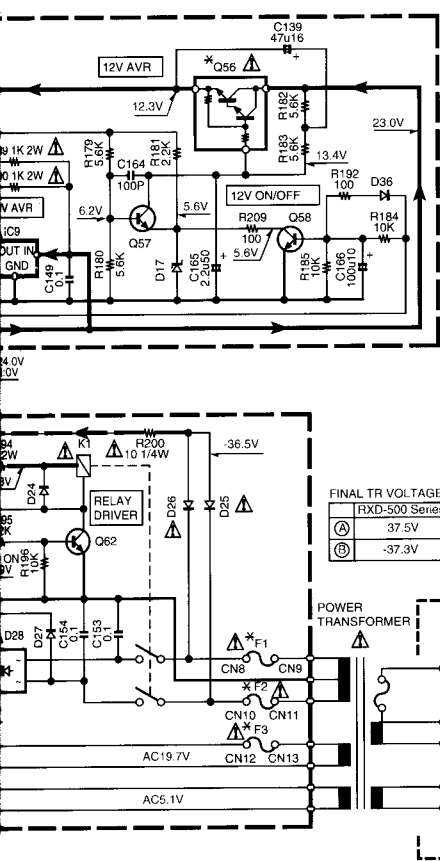
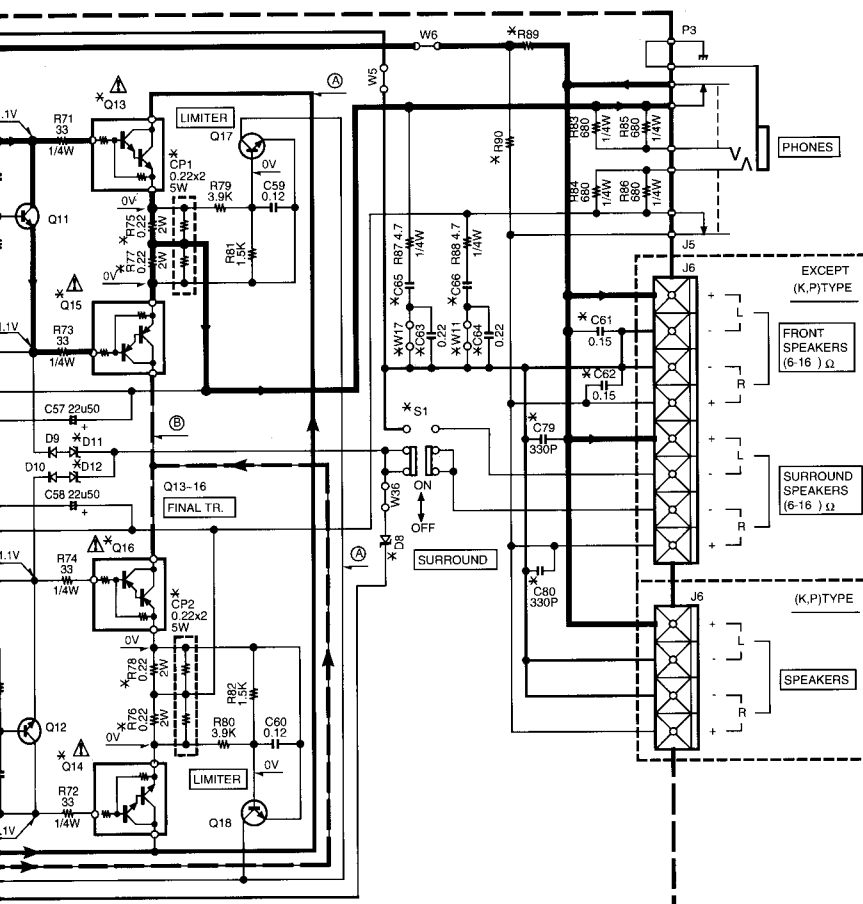
RTV servis Horvat

Tel: ++385-31-856-637

Tel/fax: ++385-31-856-139

Mob: 098-788-319

www.rtv-horvat-dj.hr



RXD-560 (X09-454X-XX)

DESTINATION	COUNTRY	ABB	UNIT No.	(A)	(D)	C1,2,61-64, 79,80	C35-38	C65, 66	C100	C151	D8	D11,12
GENERAL MARKET	M	I	0-21	NO	YES	NO	0.15	0.1	YES	220u 50	MTZJ11(B) or UZ-11BSB	MTZ18(B) or UZ-18BSB

RXD-550 (X09-454X-XX)

DESTINATION	COUNTRY	ABB	UNIT No.	(A)	(D)	C1,2,61-64, 79,80	C35-38	C65, 66	C100	C151	D8	D11,12
AUSTRALIA	X	X	0-71			NO		0.1	YES			
U.K.	T	E	2-71			YES	0.12	0.22	NO	220u 50	MTZJ11(B) or UZ-11BSB	MTZ18(B) or UZ-18BSB
U.S.A.	K	P	0-11	NO	NO					220u 63	MTZ15(B) or UZ-15BSB	MTZ15(B) or UZ-15BSB
CANADA	K	P	0-11							220u 50	MTZJ11(B) or UZ-11BSB	MTZ18(B) or UZ-18BSB
PX	Y	I	M			NO		0.1	YES	220u 50	MTZJ11(B) or UZ-11BSB	MTZ18(B) or UZ-18BSB
GENERAL MARKET	M	I	0-22				0.15			220u 50	MTZJ11(B) or UZ-11BSB	MTZ18(B) or UZ-18BSB

RXD-550W/500W (X09-454X-XX)

DESTINATION	COUNTRY	ABB	UNIT No.	(A)	(D)	C1,2,61-64, 79,80	C35-38	C65, 66	C100	C151	D8	D11,12
RUSSIA	Q	Q	3-81	NO	NO	YES	0.12	0.22	NO	220u 50	MTZJ11(B) or UZ-11BSB	MTZ18(B) or UZ-18BSB

RXD-500 (X09-454X-XX)

DESTINATION	COUNTRY	ABB	UNIT No.	(A)	(D)	C1,2,61-64, 79,80	C35-38	C65, 66	C100	C151	D8	D11,12
AUSTRALIA	X	X	0-71			NO		0.1	YES			
U.K.	T	E	2-71			YES	0.12	0.22	NO	220u 50	MTZJ11(B) or UZ-11BSB	MTZ18(B) or UZ-18BSB
U.S.A.	K	P	0-11	NO	NO					220u 63	MTZ15(B) or UZ-15BSB	MTZ15(B) or UZ-15BSB
CANADA	K	P	0-11							220u 50	MTZJ11(B) or UZ-11BSB	MTZ18(B) or UZ-18BSB
MALAYSIA	Y	I	M			NO		0.1	YES	220u 50	MTZJ11(B) or UZ-11BSB	MTZ18(B) or UZ-18BSB
GENERAL MARKET	M	I	0-22				0.15			220u 50	MTZJ11(B) or UZ-11BSB	MTZ18(B) or UZ-18BSB

RXD-520S (X09-454X-XX)

DESTINATION	COUNTRY	ABB	UNIT No.	(A)	(D)	C1,2,61-64, 79,80	C35-38	C65, 66	C100	C151	D8	D11,12
GENERAL MARKET	M	I	0-22	NO	NO	NO	0.15	0.1	YES	220u 50	MTZJ11(B) or UZ-11BSB	MTZ18(B) or UZ-18BSB

RXD-760/710 (X09-461X-XX)

DESTINATION	COUNTRY	ABB	UNIT No.	(A)	(D)	C1,2,61-64, 79,80	C35-38	C65, 66	C100	C151	D8	D11,12
GENERAL MARKET	M	I	0-20	YES	YES	NO	0.15	0.1	YES	220u 50	MTZJ11(B) or UZ-11BSB	MTZ24(B) or UZ-24BSB

RXD-750 (X09-461X-XX)

DESTINATION	COUNTRY	ABB	UNIT No.	(A)	(D)	C1,2,61-64, 79,80	C35-38	C65, 66	C100	C151	D8	D11,12
AUSTRALIA	X	X	0-71			NO		0.1	YES			
U.K.	T	E	2-71			YES	0.15	0.22	NO	220u 50	MTZJ11(B) or UZ-11BSB	MTZ24(B) or UZ-24BSB
U.S.A.	K	P	0-11	YES	NO					220u 50	MTZJ11(B) or UZ-11BSB	MTZ24(B) or UZ-24BSB
CANADA	K	P	0-11			NO		0.1	YES	220u 50	MTZJ11(B) or UZ-11BSB	MTZ24(B) or UZ-24BSB
PX	Y	I	2-91			NO				220u 50	MTZJ11(B) or UZ-11BSB	MTZ24(B) or UZ-24BSB

RXD-750W/700W (X09-461X-XX)

DESTINATION	COUNTRY	ABB	UNIT No.	(A)	(D)	C1,2,61-64, 79,80	C35-38	C65, 66	C100	C151	D8	D11,12
RUSSIA	Q	Q	3-81	YES	NO	YES	0.15	0.22	NO	220u 50	MTZJ11(B) or UZ-11BSB	MTZ24(B) or UZ-24BSB

RXD-750 (X09-461X-XX)

DESTINATION	COUNTRY	ABB	UNIT No.	(A)	(D)	C1,2,61-64, 79,80	C35-38	C65, 66	C100	C151	D8	D11,12
AUSTRALIA	X	X	0-71			NO		0.1	YES			
U.K.	T	E	2-71	YES	NO	YES	0.15	0.22	NO	220u 50	MTZJ11(B) or UZ-11BSB	MTZ24(B) or UZ-24BSB
U.S.A.	K	P	0-11			NO		0.1	YES	220u 50	MTZJ11(B) or UZ-11BSB	MTZ24(B) or UZ-24BSB
CANADA	K	P	0-11			NO		0.1	YES	220u 50	MTZJ11(B) or UZ-11BSB	MTZ24(B) or UZ-24BSB

RXD-720S (X09-461X-XX)

DESTINATION	COUNTRY	ABB	UNIT No.	(A)	(D)	C1,2,61-64, 79,80	C35-38	C65, 66	C100	C151	D8	D11,12
GENERAL MARKET	M	I	0-20	YES	YES	NO	0.15	0.1	YES	220u 50	MTZJ11(B) or UZ-11BSB	MTZ24(B) or UZ-24BSB

- IC1 : NJU7313AL
- IC2-4,6 : NJM4565D-D
- IC5 : LC75393E
- IC7 : M65844P
- IC8 : BU4066BC
- IC9 : TA78057S
- Q1,2 : 2SC2878(B)
- Q3,4,5,7,58,62 : 2SC1740S(Q,R) or 2SC2785(F,E)
- Q5-8,17,18,54,55 : 2SC1845(F,E)
- Q9,10,51 : 2SA992(F,E)
- Q11,12 : 2SC4137F50(V,W)
- Q13,14 : 2SD2493
- Q15,16 : 2SB1624
- Q50,59 : 2SA933A(S,Q,R) or 2SA1175(F,E)
- Q52,53 : 2SA992(F,E)
- Q56 : *
- Q60 : 2SB1640 or 2SB1417(P)
- Q61 : 2SD2061 or 2SD2012
- D1,2,5,6,9,10,13-15,21,22,24 : 1SS131 or HSS104A
- D7 : MTZJ5.1(B) or UZ-5.1BSB
- D8 : *
- D11,12 : *
- D16 : MTZJ6.2(B) or UZ-6.2BSB
- D17,23 : MTZJ5.6(B) or UZ-5.6BSB
- D18,19 : MTZJ16(B) or UZ-16BSB
- D20,28 : D3SBA20F03 or RBV402LFA
- D25-27 : S5688B or 1SR139-400
- D29,30 : MTZJ4.7(B) or UZ-4.7BSB
- D31 : MTZJ13(B) or UZ-13BSB

RTV servis Horvat
 Tel: ++385-31-856-637
 Tel/fax: ++385-31-856-139
 Mob: 098-788-319
 www.rtv-horvat-dj.hr

D37.38	F1.2	F3	F5	F7	Q13.14	Q15.16	Q56	R29.30	R55.56	R69.70	R75.78	R89.90	W2.7	W5.6,11,17,46,54,61,62,94,173,175	S1.2	CN14-17	CN20.21	E3	WH3	CP1.2
YES	4A L 250V	2.5A L 250V	2A L 250V	NO	2SD2493	2SB1624	2SD1893	6.8K	91	430	YES	10K	NO	YES	YES	YES	NO	NO	NO	NO

D37.38	F1.2	F3	F5	F7	Q13.14	Q15.16	Q56	R29.30	R55.56	R69.70	R75.78	R89.90	R197	W2	W5.6,11,17	W7	W46.54,94	W61	W62	W173.175	S1	S2	CN14.15	CN16.17	CN20.21	E3	WH3	CP1.2	
YES	4A L 250V	2.5A L 250V	NO	NO	2SD2493	2SB1624	2SD1893	8.2K	91	430	YES	10K	NO	YES	YES	NO	NO	NO	NO	YES	NO	NO	NO	NO	NO	NO	NO	NO	NO
NO	4A L 250V	2.5A L 250V	NO	NO	2SD2493	2SB1624	2SD1893	8.2K	91	430	YES	10K	NO	YES	NO	NO	NO	NO	NO	NO	NO	NO	NO	NO	NO	NO	NO	NO	NO
YES	5A 125V	4A 125V	3A 250V	YES	2SD2493	2SB1624	2SD1893	8.2K	82	430	YES	10K	YES	NO	NO	NO	NO	NO	NO	NO	NO	NO	NO	NO	NO	NO	NO	NO	NO
YES	4A L 250V	2.5A L 250V	2A L 250V	NO	2SD2493	2SB1624	2SD1893	6.8K	91	430	YES	10K	NO	YES	NO	NO	NO	NO	NO	NO	NO	NO	NO	NO	NO	NO	NO	NO	NO

D37.38	F1.2	F3	F5	F7	Q13.14	Q15.16	Q56	R29.30	R55.56	R69.70	R75.78	R89.90	W2.7,62	W5.6,11,17,46,54,61,62,94,173,175	S1	S2	CN14-17,20,21	E3	WH3	CP1.2	
NO	4A L 250V	2.5A L 250V	NO	NO	2SD2493	2SB1624	2SD1893	8.2K	91	430	YES	NO	YES	NO	YES	NO	NO	NO	YES	YES	NO

D37.38	F1.2	F3	F5	F7	Q13.14	Q15.16	Q56	R29.30	R55.56	R69.70	R75.78	R89.90	R197	W2	W5.6,11,17	W7	W46.54,94	W61	W62	W173.175	S1	S2	CN14.15	CN16.17	CN20.21	E3	WH3	CP1.2	
YES	4A L 250V	2.5A L 250V	NO	NO	2SD2493	2SB1624	2SD1893	8.2K	91	430	YES	10K	NO	YES	NO	NO	NO	NO	NO	NO	NO	NO	NO	NO	NO	NO	NO	NO	NO
NO	4A L 250V	2.5A L 250V	NO	NO	2SD2493	2SB1624	2SD1893	8.2K	91	430	YES	10K	NO	YES	NO	NO	NO	NO	NO	NO	NO	NO	NO	NO	NO	NO	NO	NO	NO
YES	5A 125V	4A 125V	3A 250V	YES	2SD2493	2SB1624	2SD1893	8.2K	82	430	YES	10K	YES	NO	NO	NO	NO	NO	NO	NO	NO	NO	NO	NO	NO	NO	NO	NO	NO
YES	4A L 250V	2.5A L 250V	2A L 250V	NO	2SD2493	2SB1624	2SD1893	6.8K	91	430	YES	10K	NO	YES	NO	NO	NO	NO	NO	NO	NO	NO	NO	NO	NO	NO	NO	NO	NO

D37.38	F1.2	F3	F5	F7	Q13.14	Q15.16	Q56	R29.30	R55.56	R69.70	R75.78	R89.90	W2.7	W5.6,11,17,46,54,61,62,94,173,175	S1.2	CN14-17	CN20.21	E3	WH3	CP1.2	
YES	4A L 250V	2.5A L 250V	2A L 250V	NO	2SD2493	2SB1624	2SD1893	6.8K	91	430	YES	10K	YES	NO	YES	YES	YES	NO	NO	NO	NO

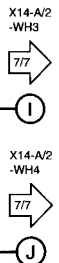
D37.38	F1.2	F3	F5	F7	Q13.14	Q15.16	Q56	R29.30	R55.56	R69.70	R75.78	R89.90	W2.7	W5.6,11,17,46,54,61,62,94,173,175	S1.2	CN14-17	CN20.21	E3	WH3	CP1.2	
YES	4A L 250V	2.5A L 250V	2A L 250V	NO	2SD2389	2SB1559	2SD1893 or 2SD1893*	6.8K	62	510	YES	12K	NO	YES	YES	YES	NO	NO	NO	NO	NO

D37.38	F1.2	F3	F5	F7	Q13.14	Q15.16	Q56	R29.30	R55.56	R69.70	R75.78	R89.90	R197	W2	W5.6,11,17	W7	W46.54,94	W61	W62	W173.175	S1	S2	CN14.15	CN16.17	CN20.21	E3	WH3	CP1.2
YES	4A L 250V	2.5A L 250V	NO	NO	2SD2389	2SB1559	2SD1893	6.8K	62	510	YES	12K	YES	NO	NO	NO	NO	NO	NO	NO	NO	NO	NO	NO	NO	NO	NO	NO
NO	4A L 250V	2.5A L 250V	NO	NO	2SD2389	2SB1559	2SD1893	6.8K	62	510	YES	12K	NO	NO	NO	NO	NO	NO	NO	NO	NO	NO	NO	NO	NO	NO	NO	NO
YES	6A 125V	4A 125V	5A 125V	YES	2SD2389	2SB1559	2SD1893	6.8K	62	510	YES	12K	YES	NO	NO	NO	NO	NO	NO	NO	NO	NO	NO	NO	NO	NO	NO	NO
YES	4A L 250V	2.5A L 250V	2A L 250V	NO	2SD2389	2SB1559	2SD1893	6.8K	62	510	YES	12K	YES	NO	NO	NO	NO	NO	NO	NO	NO	NO	NO	NO	NO	NO	NO	NO

D37.38	F1.2	F3	F5	F7	Q13.14	Q15.16	Q56	R29.30	R55.56	R69.70	R75.78	R89.90	W2.5-7,11,17,62	W46.54,61,94,173,175	S1	S2	CN14-17,20,21	E3	WH3	CP1.2	
NO	4A L 250V	2.5A L 250V	NO	NO	2SD2389	2SB1559	2SD1893	6.8K	62	510	YES	NO	YES	NO	YES	NO	NO	NO	YES	YES	NO

D37.38	F1.2	F3	F5	F7	Q13.14	Q15.16	Q56	R29.30	R55.56	R69.70	R75.78	R89.90	R197	W2	W5.6,11,17	W7	W46.54,94	W61	W62	W173.175	S1	S2	CN14.15	CN16.17	CN20.21	E3	WH3	CP1.2
YES	4A L 250V	2.5A L 250V	NO	NO	2SD2389	2SB1559	2SD1893	6.8K	62	510	YES	12K	YES	NO	NO	NO	NO	NO	NO	NO	NO	NO	NO	NO	NO	NO	NO	NO
NO	4A L 250V	2.5A L 250V	NO	NO	2SD2389	2SB1559	2SD1893	6.8K	62	510	YES	12K	NO	NO	NO	NO	NO	NO	NO	NO	NO	NO	NO	NO	NO	NO	NO	NO
YES	6A 125V	4A 125V	5A 125V	YES	2SD2389	2SB1559	2SD1893	6.8K	62	510	YES	12K	YES	NO	NO	NO	NO	NO	NO	NO	NO	NO	NO	NO	NO	NO	NO	NO

D37.38	F1.2	F3	F5	F7	Q13.14	Q15.16	Q56	R29.30	R55.56	R69.70	R75.78	R89.90	W2.7	W5.6,11,17,46,54,61,62,94,173,175	S1.2	CN14-17	CN20.21	E3	WH3	CP1.2	
YES	4A L 250V	2.5A L 250V	2A L 250V	NO	2SD2389	2SB1559	2SD1893	6.8K	62	510	YES	12K	NO	YES	YES	YES	NO	NO	NO	NO	NO



RXD-500/700(M) (6/7)

CAUTION: For continued safety, replace safety critical components only with manufacturer's recommended parts (refer to parts list). ⚠ indicates safety critical components. For continued protection against risk of fire, replace only with same type and rating fuse(s). To reduce the risk of electric shock, leakage-current or resistance measurements shall be carried out (exposed parts are acceptably insulated from the supply circuit) before the appliance is returned to the customer.

The DC voltage is an actual reading measured with a high impedance type voltmeter as the AM/FM signal generator is specified to the conditions as shown in the list below. The measurement value may vary depending on the measuring instruments used or on the product. The value shown in () is actual reading measured in the AM mode.

RXD-500/700

Y39-2540-21

KENWOOD

(X14-434X-XX) (A/2) : RXD-500/500W/520S/550/550W/560
 (X14-429X-XX) (A/2) : RXD-700/700W/710/720S/750/750W/760

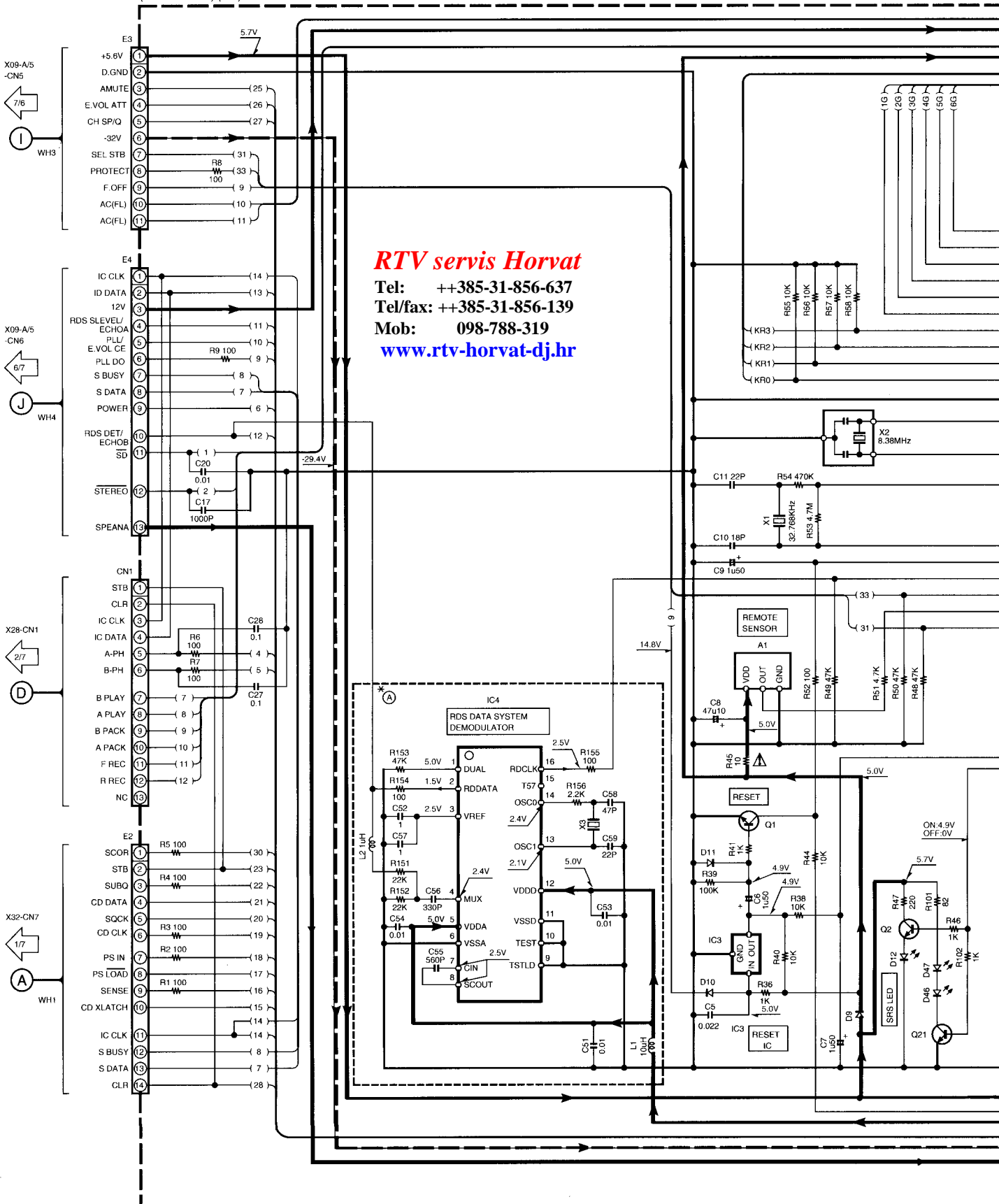
RTV servis Horvat

Tel: ++385-31-856-637

Tel/fax: ++385-31-856-139

Mob: 098-788-319

www.rtv-horvat-dj.hr



RXD-560 (X14-434X-XX)

DESTINATION COUNTRY	ABB	UNIT No.	(A)	R17	R18	D20,21, 24,45	D22,23	W73
GENERAL MARKET	M	0-21	NO	18K	27K	YES	NO	YES
MALAYSIA	I							

RXD-550W/500W (X14-434X-XX)

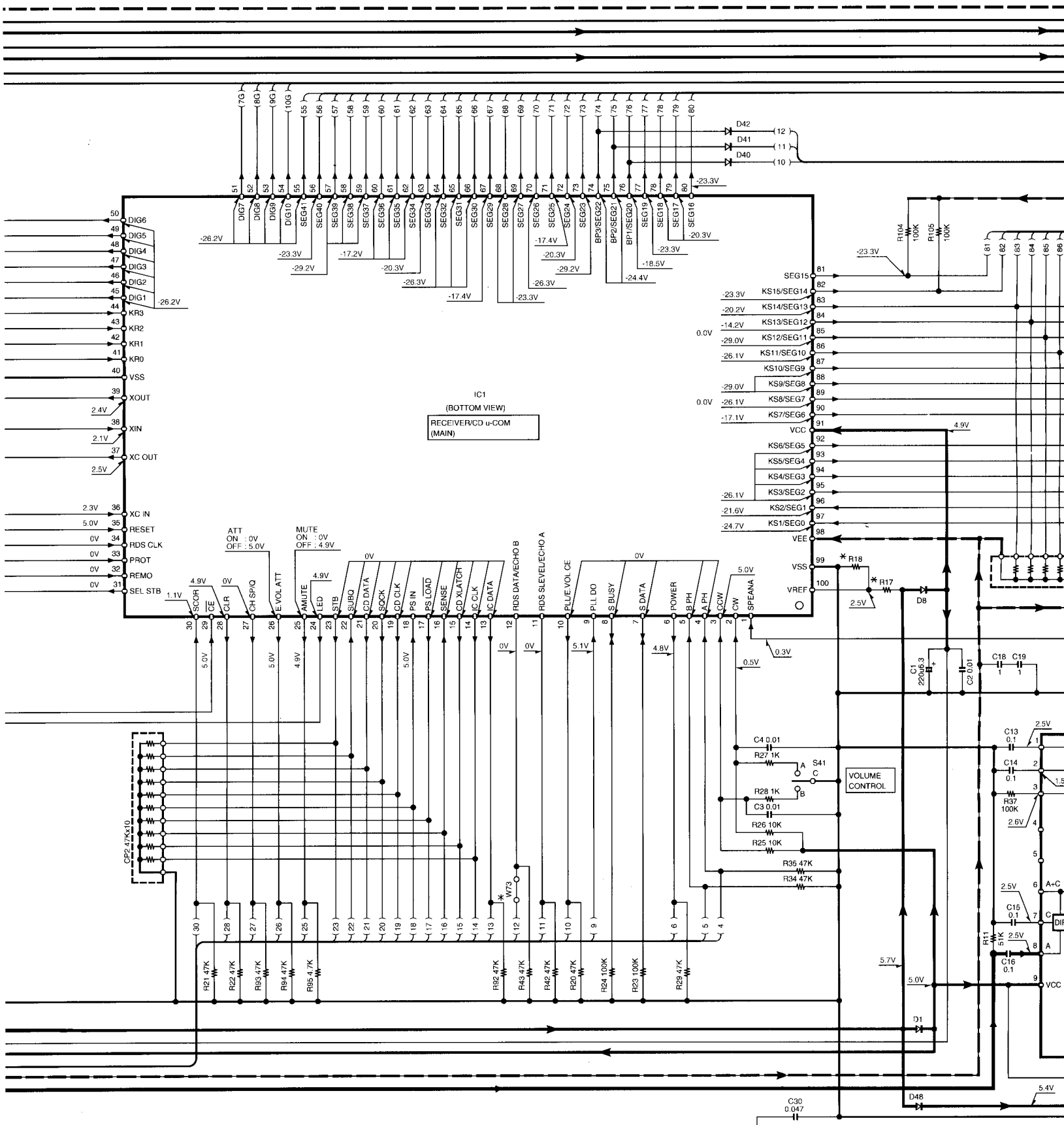
DESTINATION COUNTRY	ABB	UNIT No.	(A)	R17	R18	D20,21, 22,45	D23,24	W73
RUSSIA	Q	3-81	YES	5.6K	47K	YES	NO	NO

RXD-550 (X14-434X-XX)

DESTINATION COUNTRY	ABB	UNIT No.	(A)	R17	R18	D20	D21	D22	D23,24	D45	W73
AUSTRALIA	X	0-71	NO	18K	27K	YES	YES	NO			YES
U.K.	T	0-51				NO		YES			NO
EUROPE	E	2-71	YES	5.6K	47K	NO					NO
U.S.A.	K	0-11				NO	NO		NO	YES	
CANADA	P										YES
PX MALAYSIA	Y		NO	18K	27K			NO			
GENERAL MARKET	M	0-23				YES	YES				

RXD-500 (X14-434X-XX)

DESTINATION COUNTRY	ABB	UNIT No.
AUSTRALIA	X	0-71
U.K.	T	0-51
EUROPE	E	2-71
U.S.A.	K	0-11
CANADA	P	1-1
MALAYSIA	I	1-1
GENERAL MARKET	M	0-23



	(A) R17	R18	D20	D21	D22	D23	D24	D45	W73
	NO 18K	27K	YES	YES	NO				YES
	YES 5.6K	47K	NO	NO	YES		NO	NO	NO
	NO 18K	27K	NO	NO	NO		NO	YES	YES

RXD-520S (X14-434X-XX)

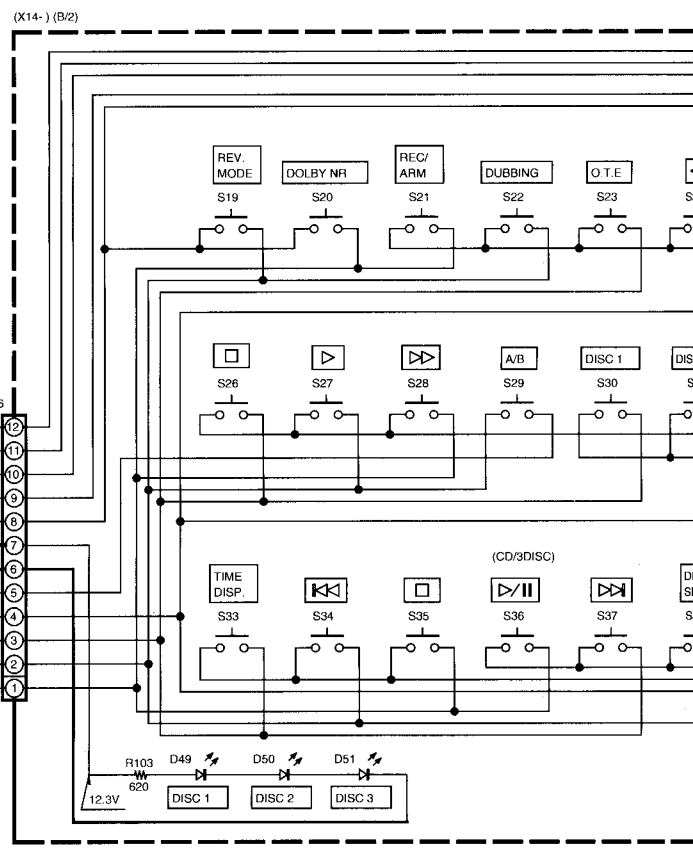
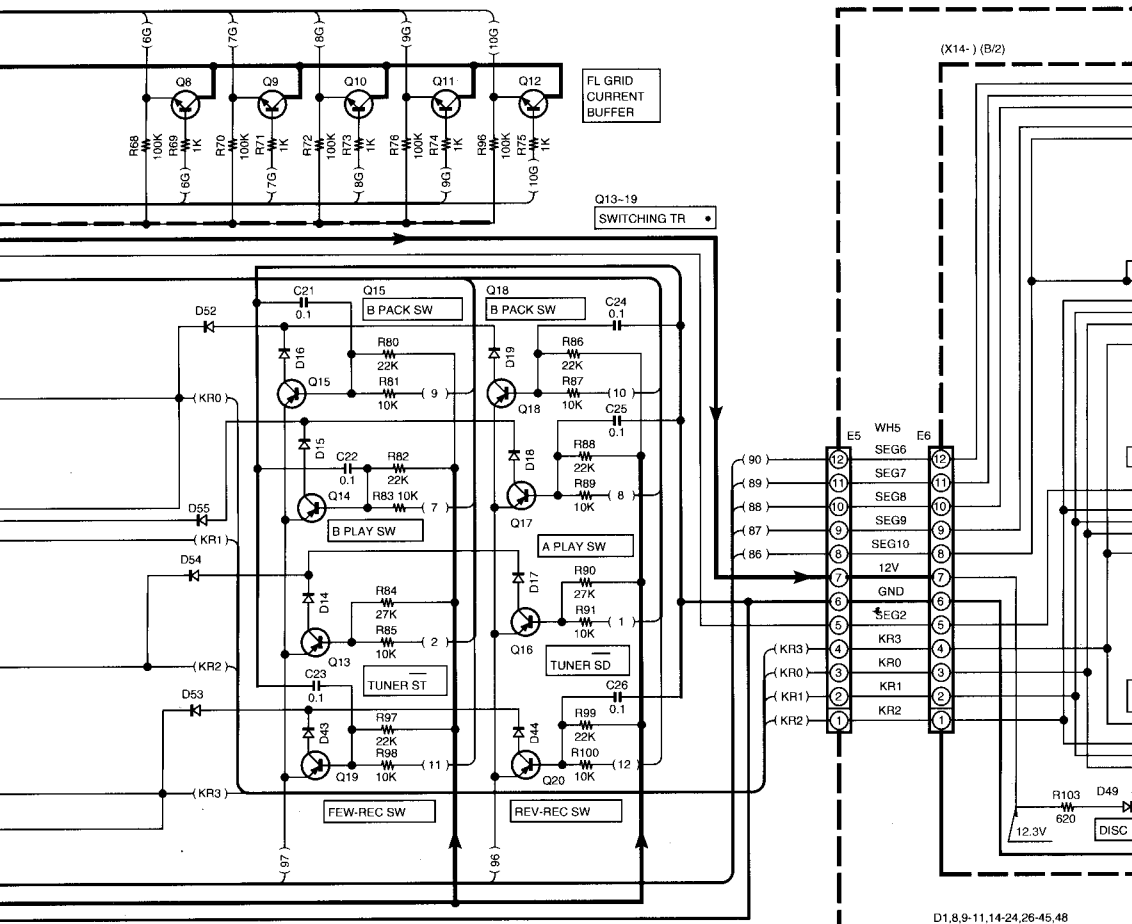
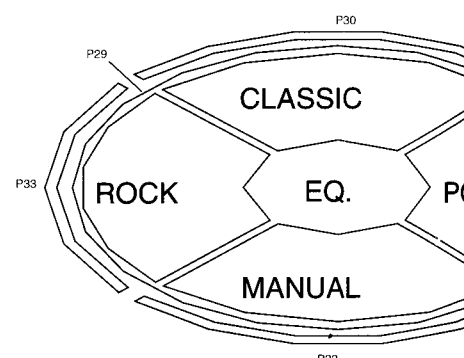
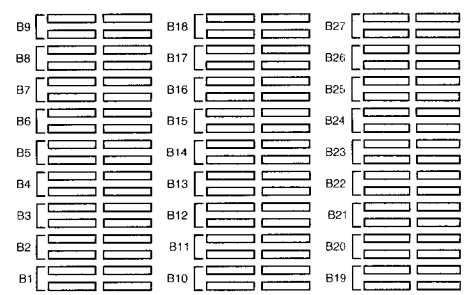
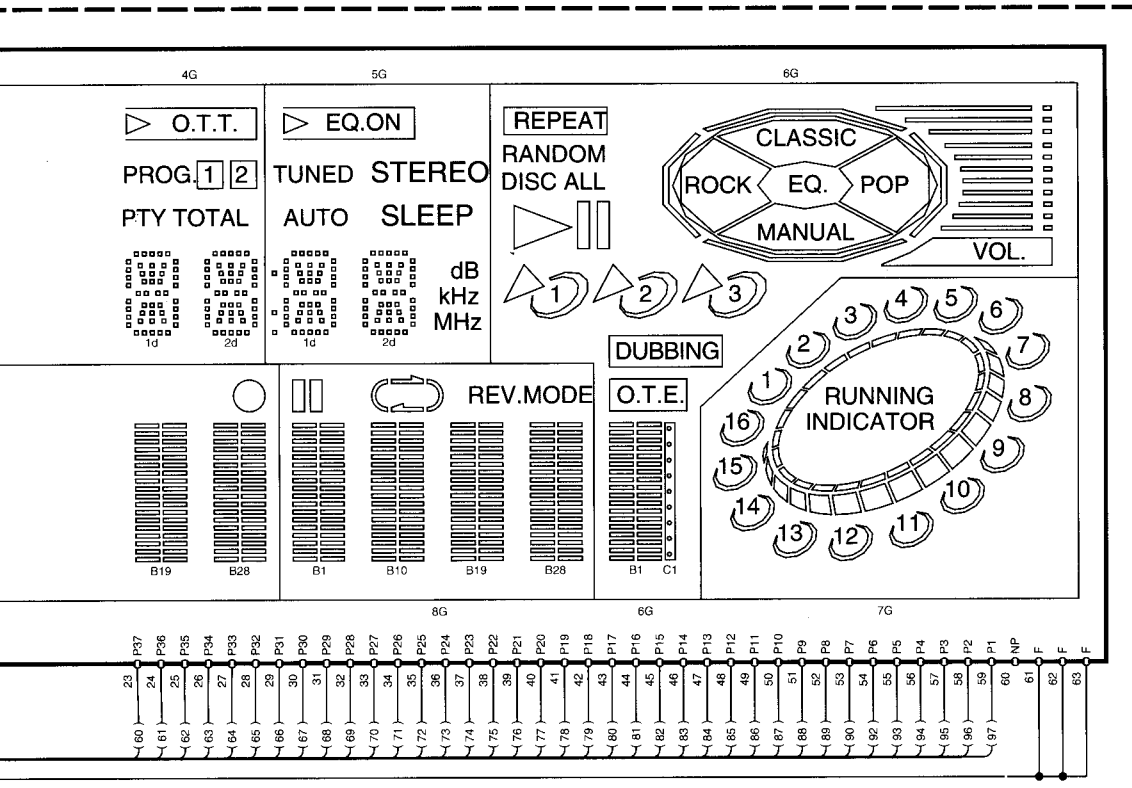
DESTINATION	COUNTRY	ABB	UNIT No.	(A) R17	R18	D20, 21, 23	D22, 24	W73	
GENERAL MARKET	M		0-24	NO	18K	27K	YES	NO	YES

RXD-760/710 (X14-429X-XX)

DESTINATION	COUNTRY	ABB	UNIT No.	(A) R17	R18	D20, 21, 24	D22, 23, 45	W73	
GENERAL MARKET	M		0-20	NO	18K	27K	YES	NO	YES
MALAYSIA	M								

RXD-750 (X14-429X-XX)

DESTINATION	COUNTRY	ABB	UNIT No.	(A) R17	R18	D20	D21	
AUSTRALIA	X		0-71	NO	18K	27K	YES	YES
U.K.	T		0-51				NO	YES
EUROPE	E		2-71	YES	5.6K	47K	YES	NO
U.S.A.	K		0-11				NO	NO
CANADA	P			NO	18K	27K	YES	YES
PX	Y		2-91				YES	YES



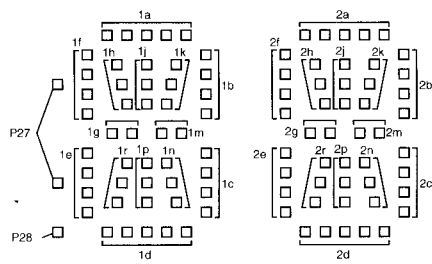
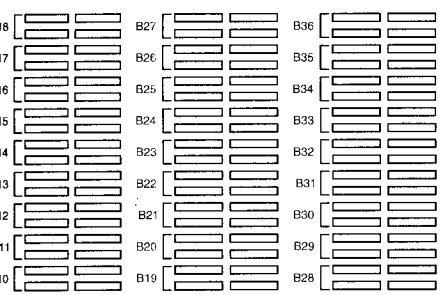
- IC1 : M38199MF-062FP
- IC2 : BA3834S
- IC3 : S-806D-Z or PST993D-T
- IC4 : SAA6579

- Q1-12,21 : 2SC4081
- Q13-20 : 2SB1218A(Q,R) or 2SA1576A(R,S)

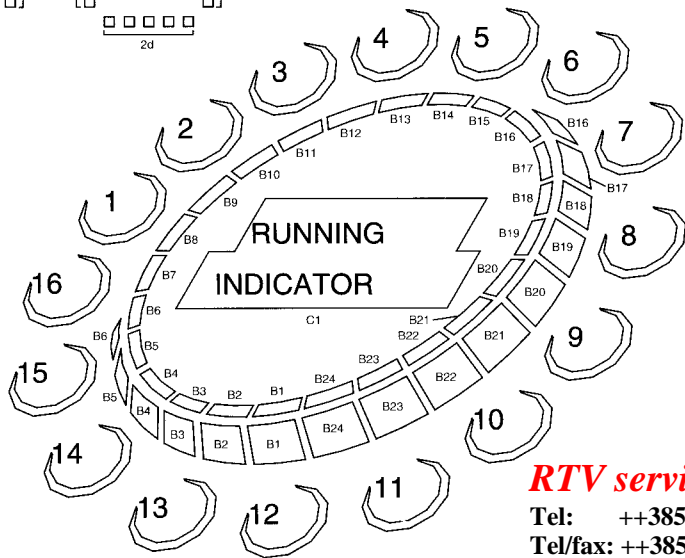
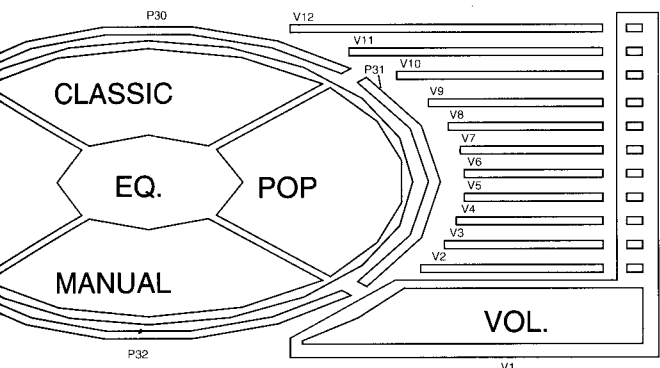
- D1,8,9-11,14-24,26-45,48 : 1SS131 or H5S104A
- D12,46,47 : B30-2462-05
- D49-51 : B30-2468-05
- D13 : MTZJ6.8(B) or UZ-6.88SB

- ED1 : FIP10HMW6R
- A1 : W02-2561-05

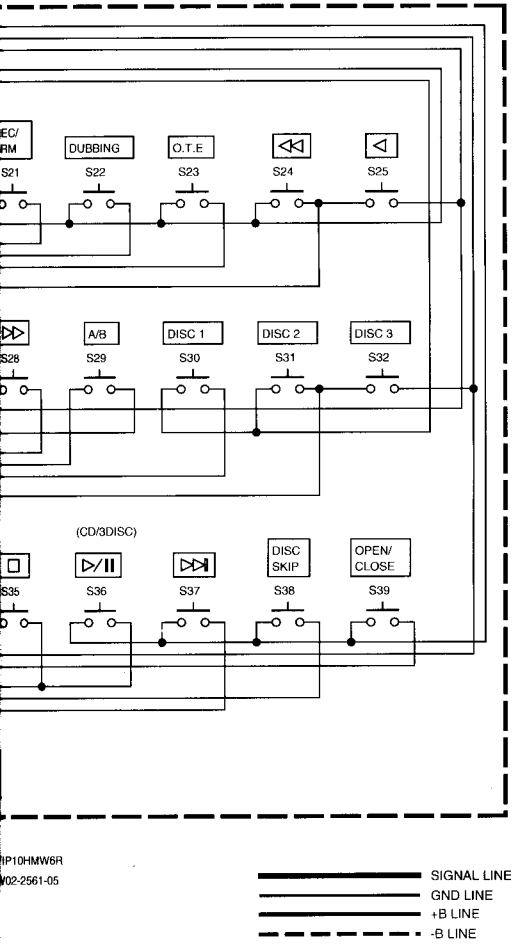
The DC voltage is an actual reading measured with a high impedance type voltmeter with a cassette loaded at playback mode. The measurement value may vary depending on the measuring instruments used or on the product. Bias circuit DC voltage is measured while in the record mode.



CAUTION: For continued safety, replace safety critical components only with manufacturer's recommended parts (refer to parts list). Δ indicates safety critical components. For continued protection against risk of fire, replace only with same type and rating fuse(s). To reduce the risk of electric shock, leakage-current or resistance measurements shall be carried out (exposed parts are acceptably insulated from the supply circuit) before the appliance is returned to the customer.



RTV servis Horvat
 Tel: ++385-31-856-637
 Tel/fax: ++385-31-856-139
 Mob: 098-788-319
www.rtv-horvat-dj.hr



	1G	2G	3G	4G	5G	6G	7G	8G	9G	10G
P1	EON	TA	INFO.	TOTAL	SLEEP	B3	B15	B3	B3	B3
P2	R.D.S	TP	NEWS	PTY	AUTO	ALL	B14	B12	B12	B12
P3	INTRO	P.B.C.	MEMORY	2	STEREO	DISC	B13	B21	B21	B21
P4	PGM	EDIT	-	1	TUNED	RANDOM	B12	B30	B30	B30
P5	-	-	-	PLOG.	-	B2	B11	B2	B2	B2
P6	EX.BASS	N.B.	ECHO	O.T.T.	EQ.ON	P32	B10	B11	B11	B11
P7	[Symbol]	[Symbol]	[Symbol]	[Symbol]	[Symbol]	P33	B20	B20	B20	B20
P8	-	-	-	-	MHz	P30	B29	B29	B29	B29
P9	-	-	-	-	kHz	B1	B1	B1	B1	B1
P10	-	-	-	-	dB	P31	B10	B10	B10	B10
P11	-	-	-	-	-	P29	B19	B19	B19	B19
P12	-	-	-	-	-	REPEAT	B28	B28	B28	B28
P13	1a	1a	1a	1a	1a	C1	B9	-	-	C1
P14	1b	1b	1b	1b	1b	[Symbol]	B16	B31	B31	B31
P15	1k	1k	1k	1k	1k	[Symbol]	B22	B22	B22	B22
P16	1j	1j	1j	1j	1j	1 2 3	C1	B13	B13	B13
P17	1h	1h	1h	1h	1h	B4	B17	B4	B4	B4
P18	1f	1f	1f	1f	1f	[Symbol]	B32	B32	B32	B32
P19	1g	1g	1g	1g	1g	[Symbol]	B8	B23	B23	B23
P20	1m	1m	1m	1m	1m	[Symbol]	B14	B14	B14	B14
P21	1c	1c	1c	1c	1c	B5	B5	B5	B5	B5
P22	1n	1n	1n	1n	1n	[Symbol]	B18	B33	B33	B33
P23	1r	1r	1r	1r	1r	[Symbol]	B7	B24	B24	B24
P24	1p	1p	1p	1p	1p	[Symbol]	B15	B15	B15	B15
P25	1e	1e	1e	1e	1e	B6	B19	B6	B6	B6
P26	1d	1d	1d	1d	1d	V1	B20	B34	B34	B34
P27	-	-	-	-	-	P27 (:)	V2	B6	B25	B25
P28	-	-	-	-	-	P28 (.)	V3	B5	B16	B16
P29	2a	2a	2a	2a	2a	B7	B7	B7	B7	B7
P30	2b	2b	2b	2b	2b	V4	B4	B35	B35	B35
P31	2k	2k	2k	2k	2k	V5	B21	B26	B26	B26
P32	2j	2j	2j	2j	2j	DUBBING	B3	B17	B17	B17
P33	2h	2h	2h	2h	2h	B8	B2	B8	B8	B8
P34	2f	2f	2f	2f	2f	V12	B1	B36	B36	B36
P35	2g	2g	2g	2g	2g	V6	B22	B27	B27	B27
P36	2m	2m	2m	2m	2m	V11	B23	B18	B18	B18
P37	2c	2c	2c	2c	2c	B9	B24	B9	B9	B9
P38	2n	2n	2n	2n	2n	V7	REV.MODE	[Symbol]	[Symbol]	[Symbol]
P39	2r	2r	2r	2r	2r	V8	[Symbol]	B	A	A
P40	2p	2p	2p	2p	2p	V9	[Symbol]	[Symbol]	[Symbol]	[Symbol]
P41	2e	2e	2e	2e	2e	V10	[Symbol]	[Symbol]	[Symbol]	[Symbol]
P42	2d	2d	2d	2d	2d	O.T.E	[Symbol]	[Symbol]	[Symbol]	DOLBY NR

RXD-500/700(M) (7/7)

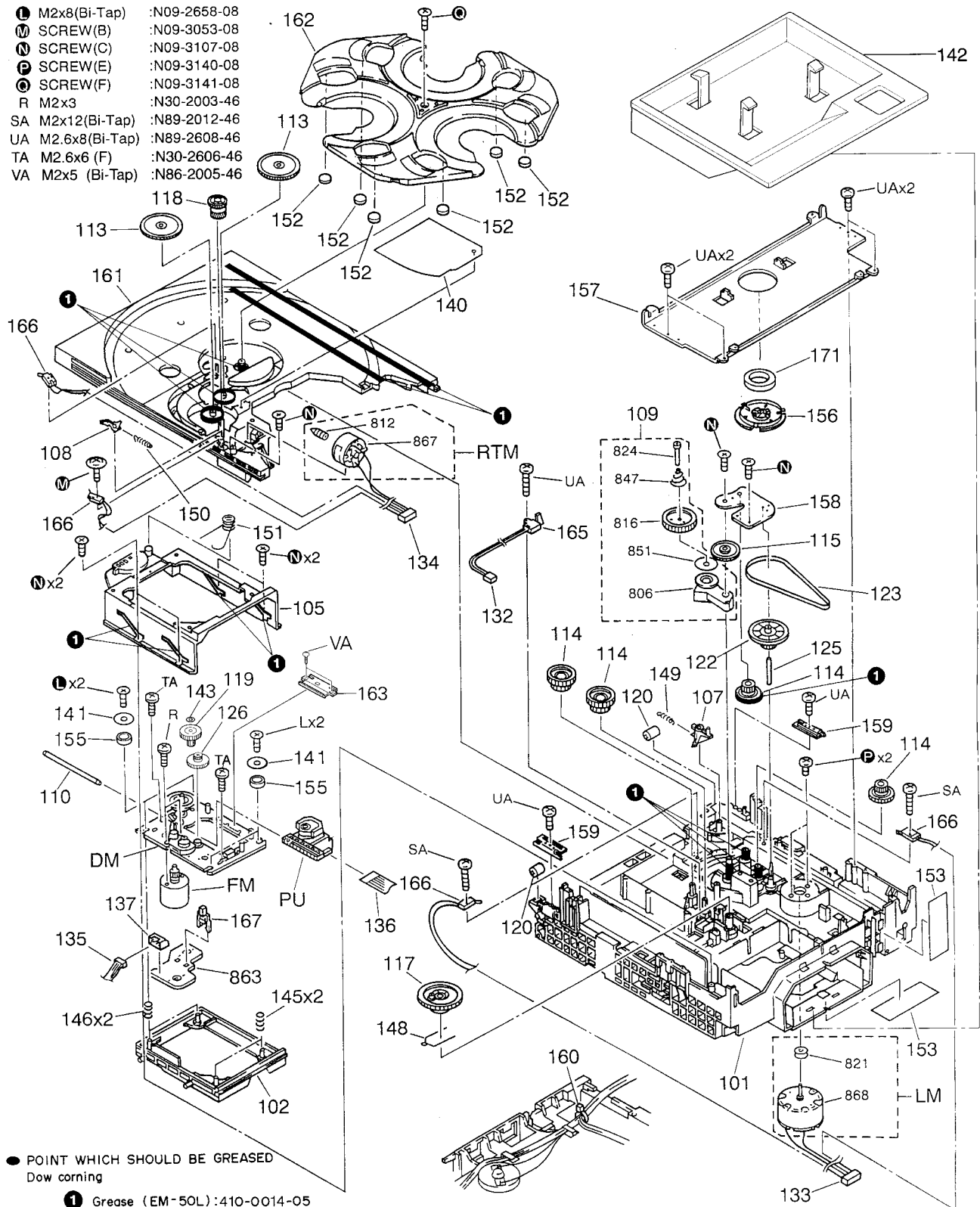
Playback mode. The measurement while in the record mode.

Y39-2540-21

RXD-500/700
KENWOOD

EXPLODED VIEW (CD MECHANISM)

- M2x8(Bi-Tap) :N09-2658-08
- M SCREW(B) :N09-3053-08
- N SCREW(C) :N09-3107-08
- P SCREW(E) :N09-3140-08
- Q SCREW(F) :N09-3141-08
- R M2x3 :N30-2003-46
- SA M2x12(Bi-Tap) :N89-2012-46
- UA M2.6x8(Bi-Tap) :N89-2608-46
- TA M2.6x6 (F) :N30-2606-46
- VA M2x5 (Bi-Tap) :N86-2005-46

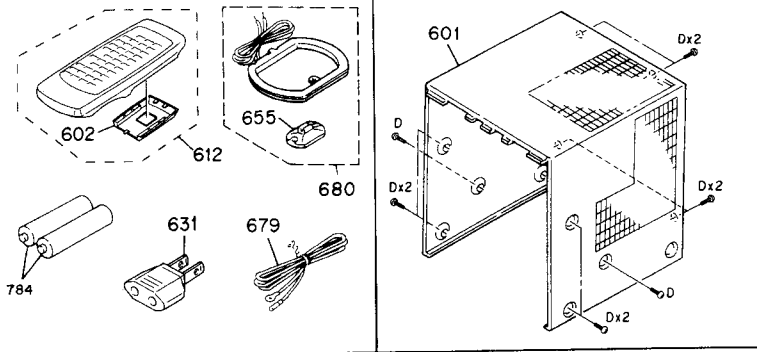


B341

F

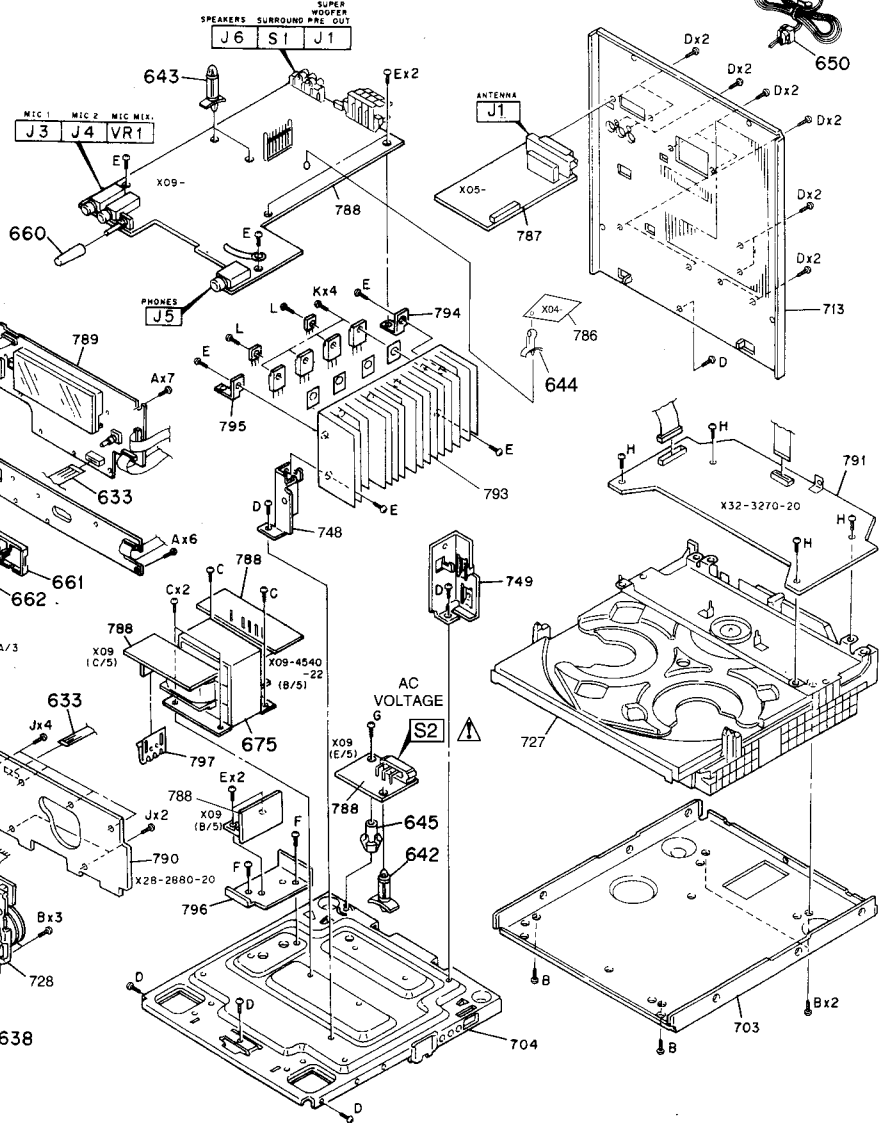
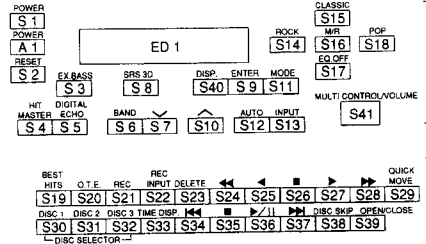
G

H



CAUTION
 ▲ The screws which secure 788 to rear panel shall be N89-3008-45(ø3x8) and not be replaced with other type screws.

- A ø 2.6x8 : N82-2608-46
- B ø 3x8 : N82-3008-46
- C M4x6 : N86-4006-46
- D ø 3x8 (BLK) : N89-3008-45
- E ø 3x8 : N89-3008-46
- F ø 3x12 : N89-3012-46
- G ø 3x30 : N89-3030-46
- H M2.6x6 (BLK) : N89-2606-45
- J ø 2x6 : N09-2900-08
- K ø 3x14 : N09-2907-05
- L ø 3x12 : N09-0333-05
- M ø 3x8 : N09-1445-05



EXPLODED VIEW (UNIT)

RXD-500/700

* New Parts
Parts without **Parts No.** are not supplied.
Les articles non mentionnés dans le **Parts No.** ne sont pas fournis.
Teile ohne **Parts No.** werden nicht geliefert.

①

Ref. No	Add-ress	New Parts	Parts No.	Description	Desti-nation	Re-marks
RXD-750/750W/760						
601	1F		A01-3375-11	METALLIC CABINET		
602	1F	*	A09-0374-08	BATTERY COVER		
606	2F	*	A29-0838-02	PANEL (CD)		
607	2F	*	A53-1963-02	CASSETTE HOLDER(L)		
608	2F	*	A53-1964-02	CASSETTE HOLDER(R)		
609	2F	*	A53-1969-12	CASSETTE LID (L)		
610	2F	*	A53-1970-12	CASSETTE LID (R)		
611	2F	*	A60-1011-11	PANEL	KPXY	
611	2F	*	A60-1011-11	PANEL	TEG	
611	2F	*	A60-1012-11	PANEL	MI	
612	1F	*	A70-1106-05	REMOTE CONTROLLER ASSY	MIXY	
612	1F	*	A70-1119-05	REMOTE CONTROLLER ASSY	TEQ	
612	1F	*	A70-1145-05	REMOTE CONTROLLER ASSY	KP	
617	2F	*	B10-2281-12	FRONT GLASS	KPXY	
617	2F	*	B10-2324-12	FRONT GLASS	TEG	
617	2F	*	B10-2334-12	FRONT GLASS	MI	
618	2F	*	B10-2282-02	FRONT GLASS (LID L)		
619	2F	*	B10-2283-02	FRONT GLASS (LID R)		
620	2G		B19-1562-24	LIGHTING BOARD		
621	2F		B19-1563-13	LIGHTING BOARD		
622	2F		B43-0306-04	KENWOOD BADGE		
-			B46-0096-53	WARRANTY CARD	X	
-			B46-0310-03	WARRANTY CARD	TEQ	
-			B46-0328-03	WARRANTY CARD	KY	
-		*	B46-0336-03	WARRANTY CARD	P	
-			B58-0513-04	CAUTION CARD (PRESET220-240)	Y	
-			B58-0964-13	CAUTION CARD (UL)	KY	
-		*	B58-0965-13	CAUTION CARD (T.XtypePL)	XT	
-		*	B58-0966-13	CAUTION CARD (ELMtype)	MIE	
-		*	B58-0967-03	CAUTION CARD (PtypePL)	P	
-		*	B58-1526-03	CAUTION CARD (P4,ORI,A4,1(Q)	Q	
-		*	B59-1104-00	SERVICE DIRECTORY	Y	
-		*	B60-2914-00	INSTRUCTION MANUAL (ENGLISH)	MIX	
-		*	B60-2914-00	INSTRUCTION MANUAL (ENGLISH)	Y	
-		*	B60-2915-00	INSTRUCTION MANUAL (ENGLISH)	T	
-		*	B60-2916-00	INSTRUCTION MANUAL (FRENCH)	P	
-		*	B60-2921-00	INSTRUCTION MANUAL (SPANISH)	M	
-		*	B60-2922-00	INSTRUCTION MANUAL (TAIWAN)	MI	
-		*	B60-2924-00	INSTRUCTION MANUAL (FRENCH)	E	
-		*	B60-2925-00	INSTRUCTION MANUAL (GERMAN)	E	
-		*	B60-2926-00	INSTRUCTION MANUAL (DUTCH)	E	
-		*	B60-2927-00	INSTRUCTION MANUAL (ITALIAN)	E	
-		*	B60-3151-00	INSTRUCTION MANUAL (POLISH)	Q	
-		*	B60-3152-00	INSTRUCTION MANUAL (RUSSIAN)	Q	
-		*	B60-3153-00	INSTRUCTION MANUAL (ENGLISH)	KP	
-		*	B60-3155-00	INSTRUCTION MANUAL (SPANISH)	E	
626	2F	*	D39-0326-05	DAMPER		
△ 631	1F		E03-0115-05	AC PLUG ADAPTER	MI	
△ 632	1H		E30-2592-15	AC POWER CORD	MIEQ	
△ 632	1H		E30-2605-05	AC POWER CORD	Y	
△ 632	1H		E30-2650-05	AC POWER CORD	KP	
△ 632	1H		E30-2717-05	AC POWER CORD	X	

L : Scandinavia K : USA P : Canada R : Mexico I : Malaysia
Y : PX(Far East, Hawaii) T : Europe E : Europe G : Germany
Y : AAFES(Europe) X : Australia M : Other Areas

△ indicates safety critical components.

* New Parts
Parts without **Parts No.** are not supplied.
Les articles non mentionnés dans le **Parts No.** ne sont pas fournis.
Teile ohne **Parts No.** werden nicht geliefert.

②

Ref. No	Add-ress	New Parts	Parts No.	Description	Desti-nation	Re-marks
△ 632	1H		E30-2829-05	AC POWER CORD	T	
633	1G,2G	*	E35-1760-05	FLAT CABLE		
637	2G	*	G01-3952-04	TORSION COIL SPRING (L)		
638	2G	*	G01-3953-04	TORSION COIL SPRING (R)		
-		*	H10-7248-12	POLYSTYRENE FOAMED FIXTURE		
-		*	H10-7249-12	POLYSTYRENE FOAMED FIXTURE		
-		*	H13-0086-04	CARTON BOARD		
-		*	H25-0632-24	PROTECTION BAG	EQ	
-		*	H25-0632-24	PROTECTION BAG	KPMIXY	
-		*	H25-0644-04	PROTECTION BAG (0632 PRINT)	T	
-		*	H25-1536-04	PROTECTION BAG	KPXYET	
-		*	H25-1536-04	PROTECTION BAG	Q	
-		*	H25-1611-04	PROTECTION BAG	MI	
-		*	H50-2155-04	ITEM CARTON CASE	KPXY	
-		*	H50-2157-04	ITEM CARTON CASE	TE	
-		*	H50-2285-04	ITEM CARTON CASE	Q	
-		*	H50-2287-04	ITEM CARTON CASE	MI	
642	2H		J19-3325-05	UNIT HOLDER	MIY	
643	1G		J19-3329-05	UNIT HOLDER		
644	1H		J19-3385-05	UNIT HOLDER	Q	
645	2H		J19-3753-04	UNIT HOLDER	MIY	
△ 650	1H		J42-0083-05	POWER CORD BUSHING		
651	2F		J52-0039-05	PUSH LATCH		
655	1F		J19-3645-05	ANTENNA HOLDER		
-			J61-0307-05	WIRE BAND		
659	2F		K29-6493-04	KNOB (MULTI CONTROL)		
660	1G		K29-6494-14	KNOB (MIC VOLUME)		
661	2G		K29-6495-13	KNOB (MANUAL/REFERENCE)		
662	2G		K29-6496-03	KNOB (EQUALIZER)		
663	2G		K29-6497-12	KNOB (RECEIVER MAIN)		
664	2G		K29-6498-12	KNOB (CD MAIN)		
665	2G	*	K29-6502-23	KNOB (INPUT A/B SKIP)		
667	2G		K29-6547-23	KNOB (POWER SW)	MIXY	
667	2G		K29-6547-23	KNOB (POWER SW)	TEQ	
667	2G	*	K29-6714-03	KNOB (POWER SW)	KP	
669	2G		K29-6564-13	KNOB (ENTER/MODE/DISP)		
670	2G	*	K29-6584-12	KNOB (CASSETTE MAIN)		
△ 675	2G	*	L07-2238-05	POWER TRANSFORMER	KP	
△ 675	2G	*	L07-2239-05	POWER TRANSFORMER	MIY	
△ 675	2G	*	L07-2240-05	POWER TRANSFORMER	X	
△ 675	2G	*	L07-2241-05	POWER TRANSFORMER	TE	
△ 675	2G	*	L07-2339-05	POWER TRANSFORMER	Q	
J			N09-2900-08	BIND TAPPING SCREW (2X6)		
679	1F		T90-0801-05	LEAD WIRE ANTENNA	KPMIXY	
679	1F		T90-0809-05	LEAD WIRE ANTENNA	TEQ	
680	1F		T90-0820-05	LOOP ANTENNA		
RXD-550/550W/560						
601	1F		A01-3375-11	METALLIC CABINET		
602	1F		A09-0374-08	CABINET		
606	2F		A29-0838-02	PANEL		
607	2F		A53-1963-02	CASSETTE HOLDER (L)		
608	2F		A53-1964-02	CASSETTE HOLDER (R)		

L : Scandinavia K : USA P : Canada R : Mexico I : Malaysia
Y : PX(Far East, Hawaii) T : Europe E : Europe G : Germany
Y : AAFES(Europe) X : Australia M : Other Areas

△ indicates safety critical components.

* New Parts
Parts without **Parts No.** are not supplied.
Les articles non mentionnés dans le **Parts No.** ne sont pas fournis.
Teile ohne **Parts No.** werden nicht geliefert.

3

Ref. No	Add-ress	New Parts	Parts No.	Description	Desti-nation	Re-marks
609	2F		A53-1969-12	CASSETTE LID (L)		
610	2F		A53-1970-12	CASSETTE LID (R)		
611	2F		A60-1011-11	PANEL	TEQ	
611	2F		A60-1011-11	PANEL RXD-550	KPMIXY	
611	2F		A60-1012-11	PANEL RXD-560	MI	
612	1F	*	A70-1120-05	REMOTE CONTROLLER ASSY	MIXY	
612	1F	*	A70-1122-05	REMOTE CONTROLLER ASSY	TTQ	
612	1F	*	A70-1146-05	REMOTE CONTROLLER ASSY	KP	
617	2F	*	B10-2325-12	FRONT GLASS	TEQ	
617	2F	*	B10-2329-12	FRONT GLASS RXD-550	KPMIXY	
617	2F	*	B10-2335-12	FRONT GLASS RXD-560	MI	
618	2F		B10-2282-02	FRONT GLASS (LID L)		
619	2F		B10-2283-02	FRONT GLASS (LID R)		
620	2G		B19-1570-24	LIGHTING BOARD		
621	2F		B19-1563-13	LIGHTING BOARD		
622	2F		B43-0306-04	KENWOOD BADGE		
-			B46-0096-53	WARRANTY CARD		
-			B46-0310-03	WARRANTY CARD	X	
-			B46-0328-03	WARRANTY CARD	TEQ	
-			B46-0336-03	WARRANTY CARD	KY	
-			B58-0513-04	CAUTION CARD (PRESET220-240)	P	
-			B58-0964-13	CAUTION CARD (UL)	Y	
-			B58-0965-13	CAUTION CARD (T,XtypePL)	KY	
-			B58-0966-13	CAUTION CARD (ELM ytypePL)	XT	
-			B58-0967-03	CAUTION CARD (PtypePL)	MIE	
-			B58-1526-03	CAUTION CARD (P4,ORI,A4,1(Q)	P	
-			B59-1104-00	SERVICE DIRECTORY	Q	
-			B60-2914-00	INSTRUCTION MANUAL (ENGLISH)	Y	
-			B60-2915-00	INSTRUCTION MANUAL (ENGLISH)	MIXY	
-			B60-2916-00	INSTRUCTION MANUAL (FRENCH)	T	
-			B60-2921-00	INSTRUCTION MANUAL (SPANISH)	P	
-			B60-2922-00	INSTRUCTION MANUAL (TAIWAN)	M	
-			B60-2924-00	INSTRUCTION MANUAL (FRENCH)	MI	
-			B60-2925-00	INSTRUCTION MANUAL (GERMAN)	E	
-			B60-2926-00	INSTRUCTION MANUAL (DAUCH)	E	
-			B60-2927-00	INSTRUCTION MANUAL (ITALIAN)	E	
-			B60-3151-00	INSTRUCTION MANUAL (POLISH)	Q	
-			B60-3152-00	INSTRUCTION MANUAL (RUSSIAN)	Q	
-			B60-3153-00	INSTRUCTION MANUAL (ENGLISH)	KP	
-			B60-3155-00	INSTRUCTION MANUAL (SPANISH)	E	
626	2F		D39-0326-05	DAMPER		
Δ 631	1F		E03-0115-05	AC PLUG ADAPTER	MI	
Δ 632	1H		E30-2592-15	AC POWER CORD	MIEQ	
Δ 632	1H		E30-2605-05	AC POWER CORD	Y	
Δ 632	1H		E30-2650-05	AC POWER CORD	KP	
Δ 632	1H		E30-2717-05	AC POWER CORD	X	
Δ 632	1H		E30-2829-05	AC POWER CORD	T	
633	1G,2G		E35-1760-05	FLAT CABLE		
637	2G		G01-3952-04	TORSION COIL SPRING		
638	2G		G01-3953-04	TORSION COIL SPRING		
-			H10-7248-12	POLYSTYRENE FOAMED FIXTURE		
-			H10-7249-12	POLYSTYRENE FOAMED FIXTURE		

L : Scandinavia K : USA P : Canada R : Mexico I : Malaysia
Y : PX(Far East, Hawaii) T : Europe E : Europe G : Germany
Y : AAFES(Europe) X : Australia M : Other Areas

Δ indicates safety critical components.

* New Parts
Parts without **Parts No.** are not supplied.
Les articles non mentionnés dans le **Parts No.** ne sont pas fournis.
Teile ohne **Parts No.** werden nicht geliefert.

4

Ref. No	Add-ress	New Parts	Parts No.	Description	Desti-nation	Re-marks
-			H13-0086-04	CARTON BOARD		
-			H25-0632-24	PROTECTION BAG	EQ	
-			H25-0632-24	PROTECTION BAG	KPMIXY	
-			H25-0644-04	PROTECTION BAG (0632 PRINT)	T	
-			H25-1536-04	PROTECTION BAG	KPX	
-			H25-1536-04	PROTECTION BAG	TEQ	
-			H25-1611-04	PROTECTION BAG	MI	
-		*	H50-2168-04	ITEM CARTON CASE RXD-550	KPX	
-		*	H50-2169-04	ITEM CARTON CASE RXD-550	MI	
-		*	H50-2170-04	ITEM CARTON CASE RXD-550	TE	
-		*	H50-2290-04	ITEM CARTON CASE RXD-550W	Q	
-		*	H50-2292-04	ITEM CARTON CASE RXD-560	MI	
642	2H		J19-3325-05	UNIT HOLDER	MIY	
643	1G		J19-3329-05	UNIT HOLDER		
644	1H		J19-3385-05	UNIT HOLDER	Q	
645	2H		J19-3753-04	UNIT HOLDER	MIY	
Δ 650	1H		J42-0083-05	POWER CORD BUSHING		
651	2F		J52-0039-05	PUSH LATCH		
655	1F		J19-3645-05	ANTENNA HOLDER		
-			J61-0307-05	WIRE BAND		
659	2F		K29-6493-04	KNOB (MULTI CONTROL VOLUME)		
660	1G		K29-6494-14	KNOB (MIC VOLUME)		
661	2G		K29-6495-13	KNOB (MANUAL/REFERENCE)		
662	2G		K29-6496-03	KNOB (EQUALIZER)		
663	2G		K29-6497-12	KNOB (RECEIVER MAIN)		
664	2G		K29-6498-12	KNOB (CD MAIN)		
665	2G		K29-6502-23	KNOB (INPUT A/B SKIP)		
667	2G		K29-6547-23	KNOB (POWER SW)	MIXY	
667	2G		K29-6547-23	KNOB (POWER SW)	TEQ	
667	2G		K29-6714-03	KNOB (POWER SW)	KP	
669	2G		K29-6564-13	KNOB (ENTER MODE DISP)		
670	2G		K29-6584-12	KNOB (CASSETTE MAIN))		
Δ 675	2G	*	L07-2257-05	POWER TRANSFORMER	KP	
Δ 675	2G	*	L07-2258-05	POWER TRANSFORMER	MIY	
Δ 675	2G	*	L07-2259-05	POWER TRANSFORMER	X	
Δ 675	2G	*	L07-2260-05	POWER TRANSFORMER	TE	
Δ 675	2G	*	L07-2340-05	POWER TRANSFORMER	Q	
675	2G		N09-1445-05	SET SCREW (M3X8)		
J			N09-2900-08	BIND TAPPING SCREW (2X6)		
679	1F		T90-0801-05	LEAD WIRE ANTENNA	KPMIXY	
679	1F		T90-0809-05	LEAD WIRE ANTENNA	TEQ	
680	1F		T90-0820-05	LOOP ANTENNA		
RXD-700/700W/710/720S						
601	1F		A01-3414-11	METALLIC CABINET		
602	1F		A09-0374-08	CABINET		
606	2F	*	A29-0848-02	PANEL		
607	2F		A53-1963-02	CASSETTE HOLDER(L)		
608	2F		A53-1964-02	CASSETTE HOLDER(R)		
609	2F	*	A53-1973-12	CASSETTE LID (L)		
610	2F	*	A53-1974-12	CASSETTE LID (R)		
611	2F	*	A60-1013-11	PANEL	KPXTEQ	
611	2F	*	A60-1034-11	PANEL	MI	
612	1F	*	A70-1106-05	REMOTE CONTROLLER ASSY	MIX	

L : Scandinavia K : USA P : Canada R : Mexico I : Malaysia
Y : PX(Far East, Hawaii) T : Europe E : Europe G : Germany
Y : AAFES(Europe) X : Australia M : Other Areas

Δ indicates safety critical components.

PARTS LIST

RXD-500/700

* New Parts
Parts without **Parts No.** are not supplied.
Les articles non mentionnés dans le **Parts No.** ne sont pas fournis.
Teile ohne **Parts No.** werden nicht geliefert.

5

Ref. No	Add-ress	New Parts	Parts No.	Description	Desti-nation	Re-marks
612	1F	*	A70-1119-05	REMOTE CONTROLLER ASSY	TEQ	
612	1F	*	A70-1145-05	REMOTE CONTROLLER ASSY	KP	
617	2F	*	B10-2336-12	FRONT GLASS	KPX	
617	2F	*	B10-2337-12	FRONT GLASS	TEQ	
617	2F	*	B10-2338-12	FRONT GLASS RXD-710	MI	
617	2F	*	B10-2345-12	FRONT GLASS RXD-720S	M	
618	2F	*	B10-2282-02	FRONT GLASS		
619	2F		B10-2283-02	FRONT GLASS		
620	2G		B19-1562-24	LIGHTING BOARD		
621	2F		B19-1563-13	LIGHTING BOARD		
622	2F		B43-0306-04	KENWOOD BADGE		
			B46-0096-53	WARRANTY CARD	X	
			B46-0310-03	WARRANTY CARD	TEQ	
			B46-0328-03	WARRANTY CARD	K	
			B46-0336-03	WARRANTY CARD	P	
			B58-0964-13	CAUTION CARD (UL)	K	
			B58-0965-13	CAUTION CARD (T,XtypePL)	XT	
			B58-0966-13	CAUTION CARD (ELMtypePL)	MIE	
			B58-0967-03	CAUTION CARD (PtypePL)	P	
			B58-1526-03	CAUTION CARD (P4,ORI,A4,1(Q))	Q	
			B60-2914-00	INSTRUCTION MANUAL (ENGLISH)	MIX	
			B60-2915-00	INSTRUCTION MANUAL (ENGLISH)	T	
			B60-2916-00	INSTRUCTION MANUAL (FRENCH)	P	
			B60-2921-00	INSTRUCTION MANUAL (SPANISH)	M	
			B60-2922-00	INSTRUCTION MANUAL (TAIWAN)	MI	
			B60-2924-00	INSTRUCTION MANUAL (FRENCH)	E	
			B60-2925-00	INSTRUCTION MANUAL (GERMAN)	E	
		*	B60-2926-00	INSTRUCTION MANUAL (DUTCH)	E	
		*	B60-2927-00	INSTRUCTION MANUAL (ITALIAN)	E	
		*	B60-3151-00	INSTRUCTION MANUAL (POLISH)	Q	
		*	B60-3152-00	INSTRUCTION MANUAL (RUSSIAN)	Q	
		*	B60-3153-00	INSTRUCTION MANUAL (ENGLISH)	KP	
		*	B60-3155-00	INSTRUCTION MANUAL (SPANISH)	E	
626	2F	*	D39-0326-05	DAMPER		
Δ 631	1F		E03-0115-05	AC PLUG ADAPTER	MI	
Δ 632	1H		E30-2592-15	AC POWER CORD	MIE	
Δ 632	1H		E30-2592-15	AC POWER CORD	QM	
Δ 632	1H		E30-2650-05	AC POWER CORD	KP	
Δ 632	1H		E30-2717-05	AC POWER CORD	X	
Δ 632	1H		E30-2829-05	AC POWER CORD	T	
633	1G,2G		E35-1760-05	FLAT CABLE		
637	2G		G01-3952-04	TORSION COIL SPRING		
638	2G		G01-3953-04	TORSION COIL SPRING		
			H10-7248-12	POLYSTYRENE FOAMED FIXTURE		
			H10-7249-12	POLYSTYRENE FOAMED FIXTURE		
			H13-0086-04	CARTON BOARD		
			H25-0632-24	PROTECTION BAG	EQ	
			H25-0632-24	PROTECTION BAG	KPMIX	
			H25-0644-04	PROTECTION BAG (0632 PRINT)	T	
			H25-1536-04	PROTECTION BAG (UNIT)	KPTXEQ	
			H25-1611-04	PROTECTION BAG (UNIT)	MI	
		*	H50-2341-04	ITEM CARTON CASE RXD-720S	M	

L : Scandinavia K : USA P : Canada R : Mexico I : Malaysia
Y : PX(Far East, Hawaii) T : Europe E : Europe G : Germany
Y : AAFES(Europe) X : Australia M : Other Areas

Δ indicates safety critical components.

* New Parts
Parts without **Parts No.** are not supplied.
Les articles non mentionnés dans le **Parts No.** ne sont pas fournis.
Teile ohne **Parts No.** werden nicht geliefert.

6

Ref. No	Add-ress	New Parts	Parts No.	Description	Desti-nation	Re-marks
-		*	H50-2336-04	ITEM CARTON CASE	XKP	
-		*	H50-2337-04	ITEM CARTON CASE	TE	
-		*	H50-2338-04	ITEM CARTON CASE	Q	
-		*	H50-2339-04	ITEM CARTON CASE RXD-710	MI	
642	2H		J19-3325-05	UNIT HOLDER	MI	
643	1G		J19-3329-05	UNIT HOLDER		
644	1H		J19-3385-05	UNIT HOLDER	Q	
645	2H		J19-3753-04	UNIT HOLDER	MI	
650	2H		J42-0083-05	POWER CORD BUSHING		
651	2F		J52-0039-05	PUSH LATCH		
655	1F		J19-3645-05	ANTENNA HOLDER		
			J61-0307-05	WIRE BAND		
659	2F	*	K29-6545-04	KNOB (MULTI CONTROL VOLUME)		
660	1G	*	K29-6546-14	KNOB (MIC VOLUME)		
661	2G	*	K29-6589-13	KNOB (MANUAL/REFERENCE)		
662	2G	*	K29-6548-03	KNOB (EQUALIZER)		
663	2G	*	K29-6549-12	KNOB (RECEIVER MAIN)		
664	2G	*	K29-6550-12	KNOB (CD MAIN)		
665	2G	*	K29-6502-23	KNOB (INPUT A/B SKIP)		
667	2G	*	K29-6590-13	KNOB (POWER SW)	MIXTEQ	
667	2G	*	K29-6715-03	KNOB (POWER SW)	KP	
669	2G	*	K29-6565-13	KNOB (ENTER MODE DISP)		
670	2G	*	K29-6585-12	KNOB (CASSETTE MAIN)		
Δ 675	2G		L07-2238-05	POWER TRANSFORMER	KP	
Δ 675	2G		L07-2239-05	POWER TRANSFORMER	MI	
Δ 675	2G		L07-2240-05	POWER TRANSFORMER	X	
Δ 675	2G		L07-2241-05	POWER TRANSFORMER	TE	
Δ 675	2G		L07-2339-05	POWER TRANSFORMER	Q	
J			N09-2900-08	BIND TAPPING SCREW		
679	1F		T90-0801-05	LEAD WIRE ANTENNA	KPMIX	
679	1F		T90-0809-05	LEAD WIRE ANTENNA	TEQ	
680	1F		T90-0820-05	LOOP ANTENNA		
RXD-500/500W/520S						
601	1F		A01-3414-11	METALLIC CABINET		
602	1F		A09-0374-08	CABINET		
606	2F		A29-0848-02	PANEL		
607	2F		A53-1963-02	CASSETTE HOLDER		
608	2F		A53-1964-02	CASSETTE HOLDER		
609	2F		A53-1973-12	CASSETTE LID		
610	2F		A53-1974-12	CASSETTE LID		
611	2F		A60-1013-11	PANEL		
612	1F		A70-1120-05	REMOTE CONTROLLER ASSY	MIX	
612	1F		A70-1122-05	REMOTE CONTROLLER ASSY	TEQ	
612	1F		A70-1146-05	REMOTE CONTROLLER ASSY	KP	
617	2F	*	B10-2339-12	FRONT GLASS RXD-500	KPMIX	
617	2F	*	B10-2340-12	FRONT GLASS	TEQ	
617	2F	*	B10-2346-12	FRONT GLASS RXD-520S	M	
618	2F	*	B10-2282-02	FRONT GLASS		
619	2F	*	B10-2283-02	FRONT GLASS		
620	2G		B19-1570-24	LIGHTING BOARD		
621	2F		B19-1563-13	LIGHTING BOARD		
622	2F		B43-0306-04	KENWOOD BADGE		

L : Scandinavia K : USA P : Canada R : Mexico I : Malaysia
Y : PX(Far East, Hawaii) T : Europe E : Europe G : Germany
Y : AAFES(Europe) X : Australia M : Other Areas

Δ indicates safety critical components.

* New Parts
 Parts without **Parts No.** are not supplied.
 Les articles non mentionnés dans le **Parts No.** ne sont pas fournis.
 Teile ohne **Parts No.** werden nicht geliefert.

7

Ref. No	Add-ress	New Parts	Parts No.	Description	Desti-nation	Re-marks
-			B46-0096-53	WARRANTY CARD	X	
-			B46-0310-03	WARRANTY CARD	TEQ	
-			B46-0328-03	WARRANTY CARD	K	
-			B46-0336-03	WARRANTY CARD	P	
-			B58-0964-13	CAUTION CARD (UL)	K	
-			B58-0965-13	CAUTION CARD (T,XtypePL)	XT	
-			B58-0966-13	CAUTION CARD (ELMtypePL)	MIE	
-			B58-0967-03	CAUTION CARD (PtypePL)	P	
-			B58-1526-03	CAUTION CARD (P4,ORI,A4,1(Q))	Q1	
-			B60-2914-00	INSTRUCTION MANUAL (ENGLISH)	MIX	
-			B60-2915-00	INSTRUCTION MANUAL (ENGLISH)	T	
-			B60-2916-00	INSTRUCTION MANUAL (FRENCH)	P	
-			B60-2921-00	INSTRUCTION MANUAL (SPANISH)	M	
-			B60-2922-00	INSTRUCTION MANUAL (TAIWAN)	MI	
-			B60-2924-00	INSTRUCTION MANUAL (FRENCH)	E	
-			B60-2925-00	INSTRUCTION MANUAL (GERMAN)	E	
-			B60-2926-00	INSTRUCTION MANUAL (DUTCH)	E	
-			B60-2927-00	INSTRUCTION MANUAL (ITALIAN)	E	
-			B60-3151-00	INSTRUCTION MANUAL (POLISH)	Q	
-			B60-3152-00	INSTRUCTION MANUAL (RUSSIAN)	Q	
-			B60-3153-00	INSTRUCTION MANUAL (ENGLISH)	KP	
-			B60-3155-00	INSTRUCTION MANUAL (SPANISH)	E	
626	2F		D39-0326-05	DAMPER		
△ 631	1F		E03-0115-05	AC PLUG ADAPTER	MI	
△ 632	1H		E30-2592-15	AC POWER CORD	MIEQ	
△ 632	1H		E30-2650-05	AC POWER CORD	KP	
△ 632	1H		E30-2717-05	AC POWER CORD	X	
△ 632	1H		E30-2829-05	AC POWER CORD	T	
633	1H		E35-1760-05	FLAT CABLE		
637	2G		G01-3952-04	TORSION COIL SPRING		
638	2G		G01-3953-04	TORSION COIL SPRING		
-			H10-7248-12	POLYSTYRENE FOAMED FIXTURE		
-			H10-7249-12	POLYSTYRENE FOAMED FIXTURE		
-			H13-0086-04	CARTON BOARD		
-			H25-0632-24	PROTECTION BAG	EQ	
-			H25-0632-24	PROTECTION BAG	KPMIX	
-			H25-0644-04	PROTECTION BAG (0632 PRINT)	T	
-			H25-1536-04	PROTECTION BAG	KPXTEQ	
-			H25-1611-04	PROTECTION BAG	MI	
-		*	H50-2342-04	ITEM CARTON CASE	KPX	
-		*	H50-2343-04	ITEM CARTON CASE	MI	RXD-500
-		*	H50-2344-04	ITEM CARTON CASE	TE	
-		*	H50-2345-04	ITEM CARTON CASE	Q	
-		*	H50-2347-04	ITEM CARTON CASE	M2	
642	2H		J19-3325-05	UNIT HOLDER	MI	
643	1G		J19-3329-05	UNIT HOLDER	MI	
644	1H		J19-3385-05	UNIT HOLDER	Q	
645	2H		J19-3753-04	UNIT HOLDER	MI	
△ 650	1H		J42-0083-05	POWER CORD BUSHING		
651	2F		J52-0039-05	PUSH LATCH		
655	1F		J19-3645-05	ANTENNA HOLDER		
-			J61-0307-05	WIRE BAND		

L : Scandinavia K : USA P : Canada R : Mexico I : Malaysia
 Y : PX(Far East, Hawaii) T : Europe E : Europe G : Germany
 Y : AAFES(Europe) X : Australia M : Other Areas

△ indicates safety critical components.

* New Parts
 Parts without **Parts No.** are not supplied.
 Les articles non mentionnés dans le **Parts No.** ne sont pas fournis.
 Teile ohne **Parts No.** werden nicht geliefert.

8

Ref. No	Add-ress	New Parts	Parts No.	Description	Desti-nation	Re-marks
659	2F		K29-6545-04	KNOB (MLUTI CONTROL VOLUME)		
660	1G		K29-6546-14	KNOB (MIC VOLUME)		
661	2G		K29-6589-13	KNOB (MANUAL/REFERENCE)		
662	2G		K29-6548-03	KNOB (EQUALIZER)		
663	2G		K29-6549-12	KNOB (RECEIVER MAIN)		
664	2G		K29-6550-12	KNOB (CD MAIN)		
665	2G		K29-6502-23	KNOB (INPUT A/B SKIP)		
667	2G		K29-6590-13	KNOB (POWER SW)		MIXTEQ
667	2G		K29-6715-03	KNOB (POWER SW)		KP
669	2G		K29-6565-13	KNOB (ENTER MODE DISP)		
670	2G		K29-6585-12	KNOB (CASSETTE MAIN)		
△ 675	2G		L07-2257-05	POWER TRANSFORMER		KP
△ 675	2G		L07-2258-05	POWER TRANSFORMER		MI
△ 675	2G		L07-2259-05	POWER TRANSFORMER		X
△ 675	2G		L07-2260-05	POWER TRANSFORMER		TE
△ 675	2G		L07-2340-05	POWER TRANSFORMER		Q
J			N09-2900-08	BIND TAPPING SCREW		
679	1F		T90-0801-05	LEAD WIRE ANTENNA		KPMIX
679	1F		T90-0809-05	LEAD WIRE ANTENNA		TEQ
680	1F		T90-0820-05	LOOP ANTENNA		
MPX UNIT (X04-1313-80)						
C1			CE04LW1H010M	ELECTRO	1.0UF	50WV
C2 ,3		*	C91-1566-05	PF-C	0.01UF	G
C4			CE04LW1A470M	ELECTRO	47UF	10WV
C5 ,6			CQ93FMG1H102J	MYLAR	1000PF	J
C7			CC45FSL1H331J	CERAMIC	330PF	J
C8			CK45FB1H102K	CERAMIC	1000PF	K
C9			CC93FCH1H471J	CERAMIC	470PF	J
C10 ,11			CE04LW1HR47M	ELECTRO	0.47UF	50WV
C12			CK45FF1H473Z	CERAMIC	0.047UF	Z
C13 -15			CE04LW1H010M	ELECTRO	1.0UF	50WV
C16			CK45FF1H103Z	CERAMIC	0.010UF	Z
C17 ,18			CE04LW1H2R2M	ELECTRO	2.2UF	50WV
C19 ,20			CQ93FMG1H682J	MYLAR	6800PF	J
C21			CK45FF1H103Z	CERAMIC	0.010UF	Z
C22			CE04LW1A470M	ELECTRO	47UF	10WV
C23 ,24			CQ93FMG1H472J	MYLAR	4700PF	J
C25			CC45FSL1H121J	CERAMIC	120PF	J
C26			CE04LW1H2R2M	ELECTRO	2.2UF	50WV
TC1		*	C05-0463-05	CERAMIC TRIMMER CAPACITOR(120P)		
CN1			E40-4254-05	FLAT CABLE CONNECTOR		
CN2 ,3			E40-4871-05	PIN ASSY		
CN6		*	E40-4872-05	PIN ASSY		
L1			L39-1350-05	PEAKING COIL		
L2 ,3		*	L79-1236-05	LC FILTER		
L4			L40-1021-14	SMALL FIXED INDUCTOR(1.0MH,K)		
△ R9			RS14KB3A221J	FL-PROOF RS	220	J 1W
VR1			R12-3685-05	TRIMMING POT.(10K 7)		
VR2			R12-1619-05	TRIMMING POT.(4.7K 7)		
D1			MTZJ5.1(B)	ZENER DIODE		
D1			UZ-5.1BSB	ZENER DIODE		
D2 ,3			HSS104	DIODE		

L : Scandinavia K : USA P : Canada R : Mexico I : Malaysia
 Y : PX(Far East, Hawaii) T : Europe E : Europe G : Germany
 Y : AAFES(Europe) X : Australia M : Other Areas

△ indicates safety critical components.

PARTS LIST

RXD-500/700

* New Parts
Parts without **Parts No.** are not supplied.
Les articles non mentionnés dans le **Parts No.** ne sont pas fournis.
Teile ohne **Parts No.** werden nicht geliefert.

9

Ref. No	Add-ress	New Parts	Parts No.	Description	Desti-nation	Re-marks
D2 ,3			1SS133	DIODE		
D4			MTZJ5 1(B)	ZENER DIODE		
D4			UZ-5.1BSB	ZENER DIODE		
D6 ,7			HSS104	DIODE		
D6 ,7			1SS133	DIODE		
IC1		*	IR3R42	ANALOGUE IC		
IC2			NJM4565D	ANALOGUE IC		
IC3			TC4052BP	IC(4CH MPX/DE-MPX)		
Q1			2SA1175(F,E)	TRANSISTOR		
Q1			2SA933AS(Q,R)	TRANSISTOR		
Q5			DTC124ESA	DIGITAL TRANSISTOR		
Q5			UN4212	DIGITAL TRANSISTOR		
TUNER UNIT (X05-465X-XX)						
C1			CE04LW1C470M	ELECTRO	47UF	16WV
C2			CE04LW1H010M	ELECTRO	1.0UF	50WV
C3 -8			CK73FB1H103K	CHIP C	0.010UF	K
C9			C91-0769-05	CERAMIC	0.010UF	K
C30			CK73EB1E473K	CHIP C	0.047UF	K
C31			CE04LW1C470M	ELECTRO	47UF	16WV
C32			CK73FB1H103K	CHIP C	0.010UF	K
C33			CE04LW1C100M	ELECTRO	10UF	16WV
C34			CK73EB1E104K	CHIP C	0.10UF	K
C35			CE04LW1C100M	ELECTRO	10UF	16WV
C36			CK73FB1E473K	CHIP C	0.047UF	K
C37			CK73EF1E105Z	CHIP C	1.0UF	Z
C38			C90-3217-05	ELECTRO	10UF	10WV
C39			CC73FSL1H101J	CHIP C	100PF	J
C40			C90-3253-05	ELECTRO	1.0UF	50WV
C41			C90-3251-05	ELECTRO	0.47UF	50WV
C42			C90-3240-05	ELECTRO	2.2UF	35WV
C43			CE04LW1HR47M	ELECTRO	0.47UF	50WV
C44			CK73FB1E473K	CHIP C	0.047UF	K
C45			CC73FCH1H220J	CHIP C	22PF	J
C46			CE04LW1A101M	ELECTRO	100UF	10WV
C47			CK73FB1H682K	CHIP C	6800PF	K
C48			CC73FSL1H101J	CHIP C	100PF	J
C49			C90-3253-05	ELECTRO	1.0UF	50WV
C50			CK73FB1H102K	CHIP C	1000PF	K
C51 ,52			C90-3217-05	ELECTRO	10UF	10WV
C53 ,54			CK73FB1H153K	CHIP C	0.015UF	K
C53 ,54			CK73FB1H183K	CHIP C	0.018UF	K
C55 ,56			C90-3231-05	ELECTRO	3.3UF	25WV
C55 ,56			C90-3240-05	ELECTRO	2.2UF	35WV
C59			CC73ESL1H101J	CHIP C	100PF	J
C60			CK73FB1E104K	CHIP C	0.10UF	K
C61			CK73FB1H103K	CHIP C	0.010UF	K
C62			CK73FB1H333K	CHIP C	0.033UF	K
C63		*	CC73FCH1H090D	CHIP C	9.0PF	D
C64			CK73FB1H333K	CHIP C	0.033UF	K
C66			CC73FCH1H060D	CHIP C	6.0PF	D
C67			CC73FCH1H220J	CHIP C	22PF	J
C67			CC73FCH1H330J	CHIP C	33PF	J
C68			CC73FSL1H020C	CHIP C	2.0PF	C
C69			CK73FB1H103K	CHIP C	0.010UF	K

L : Scandinavia K : USA P : Canada R : Mexico I : Malaysia
Y : PX(Far East, Hawaii) T : Europe E : Europe G : Germany
Y : AAFES(Europe) X : Australia M : Other Areas

△ indicates safety critical components.

* New Parts
Parts without **Parts No.** are not supplied.
Les articles non mentionnés dans le **Parts No.** ne sont pas fournis.
Teile ohne **Parts No.** werden nicht geliefert.

10

Ref. No	Add-ress	New Parts	Parts No.	Description	Desti-nation	Re-marks
C70			CC73FSL1H101J	CHIP C	100PF	J
C77 ,78			CK73FB1H332K	CHIP C	3300PF	K
C79 ,80			CC73FSL1H101J	CHIP C	100PF	J
C80			CC73FSL1H101J	CHIP C	100PF	J
C81			CC73FCH1H220J	CHIP C	22PF	J
C82			CC73FCH1H270J	CHIP C	27PF	J
C83 ,84			CK73FB1H102K	CHIP C	1000PF	K
C85			C91-0745-05	CERAMIC	100PF	K
C86			C91-0757-05	CERAMIC	1000PF	K
C87			CE04LW1A470M	ELECTRO	47UF	10WV
C88			CC73FSL1H331J	CHIP C	330PF	J
C89			CE04LW1C470M	ELECTRO	47UF	16WV
C90			CE04LW1H2R2M	ELECTRO	2.2UF	50WV
C91			CQ93FMG1H223J	MYLAR	0.022UF	J
C92			CC73FSL1H471J	CHIP C	470PF	J
C93			CK73FB1H103K	CHIP C	0.010UF	K
C94			CK73FB1H102K	CHIP C	1000PF	K
C95			CC73FCH1H470J	CHIP C	47PF	J
C96			CC73FSL1H101J	CHIP C	100PF	J
CN1		*	E40-8052-05	SOCKET FOR PIN ASSY		
CN2			E40-4871-05	PIN ASSY		
J1			E20-0321-05	LOCK TERMINAL BOARD(2P,F)		
J1			E70-0052-05	LOCK TERMINAL BOARD		
CF1 ,2			L72-0536-05	CERAMIC FILTER		
L31			L30-0929-05	FM IFT		
L32			L30-0930-05	FM IFT		
L33			L30-0911-05	AM IFT		
L34			L79-1237-05	LC FILTER		
L61			L40-1091-17	SMALL FIXED INDUCTOR(1UH)		
L62			L39-1351-05	COMBINATION COIL		
L62		*	L39-1352-05	COMBINATION COIL		
L63			L40-1001-17	SMALL FIXED INDUCTOR(10UH,K)		
L81			L40-1091-17	SMALL FIXED INDUCTOR(1UH)		
X31			L78-0637-05	RESONATOR (456KHZ)		
X81			L77-1122-05	CRYSTAL RESONATOR(7.2MHZ)		
R1			RD14NB2E101J	RD	100	J 1/4W
R2			RK73EB2B221J	CHIP R	220	J 1/8W
R3			RK73FB2A332J	CHIP R	3.3K	J 1/10W
R4			RK73FB2A681J	CHIP R	680	J 1/10W
R5			RK73FB2A331J	CHIP R	330	J 1/10W
R6			RK73FB2A220J	CHIP R	22	J 1/10W
R7			RK73FB2A332J	CHIP R	3.3K	J 1/10W
R8			RK73FB2A331J	CHIP R	330	J 1/10W
R10			RK73FB2A332J	CHIP R	3.3K	J 1/10W
R11			RK73FB2A681J	CHIP R	680	J 1/10W
R12			RK73FB2A122J	CHIP R	1.2K	J 1/10W
R13 ,14			RK73FB2A331J	CHIP R	330	J 1/10W
R15			RK73FB2A101J	CHIP R	100	J 1/10W
R16			RK73FB2A330J	CHIP R	33	J 1/10W
R16			RK73FB2A470J	CHIP R	47	J 1/10W
R17			RK73FB2A621J	CHIP R	620	J 1/10W

L : Scandinavia K : USA P : Canada R : Mexico I : Malaysia
Y : PX(Far East, Hawaii) T : Europe E : Europe G : Germany
Y : AAFES(Europe) X : Australia M : Other Areas

△ indicates safety critical components.

PARTS LIST

RXD-500/700

* New Parts
 Parts without **Parts No.** are not supplied.
 Les articles non mentionnés dans le **Parts No.** ne sont pas fournis.
 Teile ohne **Parts No.** werden nicht geliefert.

11

Ref. No	Add-ress	New Parts	Parts No.	Description	Desti-nation	Re-marks
R18			RK73FB2A123J	CHIP R 12K	J	1/10W
R19			RK73FB2A4R7J	CHIP R 4.7	J	1/10W
R20			RK73FB2A122J	CHIP R 1.2K	J	1/10W
R31			RS14KB3A820J	FL-PROOF RS 82	J	1W
R32			RK73EB2B562J	CHIP R 5.6K	J	1/8W
R33			RK73FB2A302J	CHIP R 3.0K	J	1/10W
R34			RK73FB2A822J	CHIP R 8.2K	J	1/10W
R35			RK73FB2A333J	CHIP R 33K	J	1/10W
R36			RK73FB2A393J	CHIP R 39K	J	1/10W
R37			RK73FB2A272J	CHIP R 2.7K	J	1/10W
R38			RK73FB2A333J	CHIP R 33K	J	1/10W
R39			RK73FB2A223J	CHIP R 22K	J	1/10W
R40			RK73FB2A332J	CHIP R 3.3K	J	1/10W
R41			RK73FB2A222J	CHIP R 2.2K	J	1/10W
R42			RK73FB2A473J	CHIP R 47K	J	1/10W
R43, 44			RK73FB2A123J	CHIP R 12K	J	1/10W
R43, 44			RK73FB2A223J	CHIP R 22K	J	1/10W
R47, 48			RK73FB2A392J	CHIP R 3.9K	J	1/10W
R49			RK73FB2A473J	CHIP R 47K	J	1/10W
R51			RK73FB2A102J	CHIP R 1.0K	J	1/10W
R52			RK73FB2A104J	CHIP R 100K	J	1/10W
R53			RK73FB2A102J	CHIP R 1.0K	J	1/10W
R54			RK73FB2A683J	CHIP R 68K	J	1/10W
R55			RK73FB2A473J	CHIP R 47K	J	1/10W
R56			RK73FB2A104J	CHIP R 100K	J	1/10W
R59			RK73FB2A222J	CHIP R 2.2K	J	1/10W
R61			RK73FB2A223J	CHIP R 22K	J	1/10W
R62			RK73FB2A105J	CHIP R 1.0M	J	1/10W
R63			RK73FB2A473J	CHIP R 47K	J	1/10W
R64			RK73FB2A103J	CHIP R 10K	J	1/10W
R65			RK73FB2A153J	CHIP R 15K	J	1/10W
R66			RK73FB2A152J	CHIP R 1.5K	J	1/10W
R67			RK73FB2A104J	CHIP R 100K	J	1/10W
R68			RK73FB2A222J	CHIP R 2.2K	J	1/10W
R70			RK73FB2A105J	CHIP R 1.0M	J	1/10W
R80			RK73EB2B102J	CHIP R 1.0K	J	1/8W
R81 -83			RK73FB2A102J	CHIP R 1.0K	J	1/10W
R84			RK73FB2A103J	CHIP R 10K	J	1/10W
R85 -88			RK73FB2A102J	CHIP R 1.0K	J	1/10W
R89			RD14NB2E101J	RD 100	J	1/4W
R90			RK73FB2A562J	CHIP R 5.6K	J	1/10W
R91			RK73FB2A222J	CHIP R 2.2K	J	1/10W
R92			RK73FB2A123J	CHIP R 12K	J	1/10W
R93			RK73FB2A122J	CHIP R 1.2K	J	1/10W
R94			RD14NB2E561J	RD 560	J	1/4W
W51 -55			R92-0670-05	CHIP R 0 OHM		E
W53			R92-0670-05	CHIP R 0 OHM		TQ
W56 -58			R92-0679-05	CHIP R 0 OHM		
W59 -61			R92-0670-05	CHIP R 0 OHM		
W62 -67			R92-0679-05	CHIP R 0 OHM		
W68			R92-0670-05	CHIP R 0 OHM		Q
W69 -71			R92-0679-05	CHIP R 0 OHM		E
W69 -72			R92-0679-05	CHIP R 0 OHM		TQ
W73			R92-0670-05	CHIP R 0 OHM		
W74			R92-0679-05	CHIP R 0 OHM		Q

L : Scandinavia K : USA P : Canada R : Mexico I : Malaysia
 Y : PX(Far East, Hawaii) T : Europe E : Europe G : Germany
 Y : AAFES(Europe) X : Australia M : Other Areas

△ indicates safety critical components.

* New Parts
 Parts without **Parts No.** are not supplied.
 Les articles non mentionnés dans le **Parts No.** ne sont pas fournis.
 Teile ohne **Parts No.** werden nicht geliefert.

12

Ref. No	Add-ress	New Parts	Parts No.	Description	Desti-nation	Re-marks
W75			R92-0670-05	CHIP R 0 OHM		E
W75, 76			R92-0670-05	CHIP R 0 OHM		TQ
W79, 80			R92-0670-05	CHIP R 0 OHM		Q
W80			R92-0670-05	CHIP R 0 OHM		TE
W82			R92-0670-05	CHIP R 0 OHM		
W83 -85			R92-0679-05	CHIP R 0 OHM		
D1			HSS104	DIODE		
D1			1SS133	DIODE		
D31			MTZJ8.2(B)	ZENER DIODE		
D31			UZ-8.2BSB	ZENER DIODE		
D32			MA111	DIODE		
D33			HSS104	DIODE		
D33			1SS133	DIODE		
D61, 62			HSS104	DIODE		
D61, 62			1SS133	DIODE		
D81			MTZJ5.1(B)	ZENER DIODE		
D81			UZ-5.1BSB	ZENER DIODE		
IC1			LA1836	ANALOGUE IC		
IC2			LC72131	MOS-IC		
IC3			NJM2904M	IC(OP AMP X2)		
Q1, 2			2SC2714(R,O)	TRANSISTOR		
Q3			2SA1576A(R,S)	TRANSISTOR		
Q3			2SB1218A(Q,R)	TRANSISTOR		
Q31, 32			2SC4081(R,S)	TRANSISTOR		
Q31, 32			2SD1819A(Q,R)	TRANSISTOR		
Q61, 62			2SC4081(R,S)	TRANSISTOR		TQ
Q61, 62			2SD1819A(Q,R)	TRANSISTOR		TQ
Q63			2SC2878(B)	TRANSISTOR		TQ
Q64			2SA1576A(R,S)	TRANSISTOR		TQ
Q64			2SB1218A(Q,R)	TRANSISTOR		TQ
Q65			2SK302(Y,GR)	FET		TQ
Q81			2SA1576A(R,S)	TRANSISTOR		
Q81			2SB1218A(Q,R)	TRANSISTOR		
A1			W02-2565-05	FM FRONT-END ASSY		TE
A1			W02-2579-05	FM FRONT-END ASSY		Q
TUNER UNIT (X05-4660-XX)						
C1, 2			CK73FB1H103K	CHIP C 0.010UF		K
C3			CC73FCH1H040C	CHIP C 4.0PF		C
C5			CK73FB1H222K	CHIP C 2200PF		K
C7			CK73FB1H102K	CHIP C 1000PF		K
C8			CK73FB1H103K	CHIP C 0.010UF		K
C9			CE04LW1C100M	ELECTRO 10UF		16WV
C10			CK73FB1H473K	CHIP C 0.047UF		K
C11			CE04LW1H010M	ELECTRO 1.0UF		50WV
C12			CE04LW1H2R2M	ELECTRO 2.2UF		50WV
C13			CK73FB1H102K	CHIP C 1000PF		K
C14			CE04LW1H010M	ELECTRO 1.0UF		50WV
C15			CC73FCH1H220J	CHIP C 22PF		J
C16			CE04LW1C100M	ELECTRO 10UF		16WV
C17			CK73FB1H562K	CHIP C 5600PF		K
C18			CK73FB1H102K	CHIP C 1000PF		K
C19			CE04HW1E4R7M	NP-ELEC 4.7UF		25WV
C20			CK73FB1E104K	CHIP C 0.10UF		K

L : Scandinavia K : USA P : Canada R : Mexico I : Malaysia
 Y : PX(Far East, Hawaii) T : Europe E : Europe G : Germany
 Y : AAFES(Europe) X : Australia M : Other Areas

△ indicates safety critical components.

PARTS LIST

RXD-500/700

* New Parts
Parts without **Parts No.** are not supplied.
Les articles non mentionnés dans le **Parts No.** ne sont pas fournis.
Teile ohne **Parts No.** werden nicht geliefert.

13

Ref. No	Add-ress	New Parts	Parts No.	Description	Desti-nation	Re-marks
C21 ,22			CQ93FMG1H123J	MYLAR 0.012UF J	MIXY	
C21 ,22			CQ93FMG1H183J	MYLAR 0.018UF J	KP	
C23			CE04LW1H010M	ELECTRO 1.0UF 50WV		
C25			CE04LW1C100M	ELECTRO 10UF 16WV		
C26			CE04LW1C470M	ELECTRO 47UF 16WV		
C27			CE04LW1H010M	ELECTRO 1.0UF 50WV		
C28			CQ93FMG1H223J	MYLAR 0.022UF J		
C29			CE04LW1H2R2M	ELECTRO 2.2UF 50WV		
C30			CE04LW1C101M	ELECTRO 100UF 16WV		
C31			CE04LW1A470M	ELECTRO 47UF 10WV		
C32			CK73FB1H103K	CHIP C 0.010UF K		
C33			CC73FSL1H101J	CHIP C 100PF J		
C34 ,35			CK73FB1H102K	CHIP C 1000PF K		
C36			CC73FCH1H270J	CHIP C 27PF J		
C37			CC73FCH1H220J	CHIP C 22PF J		
C38			CK73FB1H471K	CHIP C 470PF K		
C52			CC73FCH1H470J	CHIP C 47PF J		
C57 ,58			CE04LW1H010M	ELECTRO 1.0UF 50WV		
C61 ,62			CQ93FMG1H562J	MYLAR 5600PF J	MIY	
C63			CC73FCH1H220J	CHIP C 22PF J		
C64			CK73FB1H473K	CHIP C 0.047UF K		
CN1			E40-8052-05	SOCKET FOR PIN ASSY		
J1			E20-0476-05	LOCK TERMINAL BOARD(4P)		
J1			E70-0051-05	LOCK TERMINAL BOARD		
CF1 ,2			L72-0531-05	CERAMIC FILTER		
CF3			L72-0593-05	CERAMIC FILTER		
L1			L39-1348-05	COMBINATION COIL		
L2			L30-0911-05	AM IFT		
L3 ,4			L40-1091-17	SMALL FIXED INDUCTOR(1UH)		
X1			L77-1122-05	CRYSTAL RESONATOR(7.2MHZ)		
X2			L78-0637-05	RESONATOR (456KHZ)		
R1			RK73FB2A332J	CHIP R 3.3K J 1/10W		
R2			RK73FB2A681J	CHIP R 680 J 1/10W		
R3			RK73FB2A100J	CHIP R 10 J 1/10W		
R4 ,5			RK73FB2A331J	CHIP R 330 J 1/10W		
R6			RK73FB2A101J	CHIP R 100 J 1/10W		
R7			RK73FB2A473J	CHIP R 47K J 1/10W		
R8			RK73FB2A331J	CHIP R 330 J 1/10W		
R13			RK73FB2A333J	CHIP R 33K J 1/10W		
R15 ,16			RK73FB2A224J	CHIP R 220K J 1/10W		
R17			RK73FB2A271J	CHIP R 270 J 1/10W		
R18			RK73FB2A302J	CHIP R 3.0K J 1/10W		
R19			RK73FB2A822J	CHIP R 8.2K J 1/10W		
R21 -23			RK73FB2A102J	CHIP R 1.0K J 1/10W		
R24			RK73FB2A562J	CHIP R 5.6K J 1/10W		
R25			RD14NB2E101J	RD 100 J 1/4W		
Δ R26			RD14NB2E561J	RD 560 J 1/4W		
R27			RK73FB2A102J	CHIP R 1.0K J 1/10W		
R28			RK73FB2A103J	CHIP R 10K J 1/10W		
R29 ,30			RK73FB2A102J	CHIP R 1.0K J 1/10W		
R31			RK73FB2A103J	CHIP R 10K J 1/10W		

L : Scandinavia K : USA P : Canada R : Mexico I : Malaysia
Y : PX(Far East, Hawaii) T : Europe E : Europe G : Germany
Y : AAFES(Europe) X : Australia M : Other Areas

Δ indicates safety critical components.

* New Parts
Parts without **Parts No.** are not supplied.
Les articles non mentionnés dans le **Parts No.** ne sont pas fournis.
Teile ohne **Parts No.** werden nicht geliefert.

14

Ref. No	Add-ress	New Parts	Parts No.	Description	Desti-nation	Re-marks
R32			RK73FB2A122J	CHIP R 1.2K J 1/10W		
R33			RK73FB2A123J	CHIP R 12K J 1/10W		
R41	Δ		RS14KB3A181J	FL-PROOF RS 180 J 1W		
R42	Δ		RD14NB2E820J	RD 82 J 1/4W		
R43	Δ		RD14NB2E221J	RD 220 J 1/4W		
R44			RK73FB2A101J	CHIP R 100 J 1/10W		
R46			RK73FB2A104J	CHIP R 100K J 1/10W		
R47			RK73FB2A153J	CHIP R 15K J 1/10W		
R48			RK73FB2A473J	CHIP R 47K J 1/10W		
R49			RK73FB2A473J	CHIP R 47K J 1/10W	MIY	
R50			RK73FB2A471J	CHIP R 470 J 1/10W	MIY	
R73 ,74			RK73FB2A332J	CHIP R 3.3K J 1/10W		
W101-106			R92-0670-05	CHIP R 0 OHM		
W108,109			R92-0670-05	CHIP R 0 OHM		
W111-114			R92-0670-05	CHIP R 0 OHM		
W115,116			R92-0670-05	CHIP R 0 OHM	MIY	
W117,118			R92-0670-05	CHIP R 0 OHM	MIY	
W119			R92-0670-05	CHIP R 0 OHM		
W203-208			R92-0679-05	CHIP R 0 OHM		
W210,211			R92-0679-05	CHIP R 0 OHM		
D1 ,2			HSS104	DIODE		
D1 ,2			1SS133	DIODE		
D3 ,4			MTZJ5.1(B)	ZENER DIODE		
D3 ,4			UZ-5.1BSB	ZENER DIODE		
D8			HSS104	DIODE		
D8			1SS133	DIODE		
D10			MA111	DIODE		
IC1			LA1832	ANALOGUE IC		
IC2			LC72131	MOS-IC		
Q1			2SC2714(R,O)	TRANSISTOR		
Q3			2SA1576A(R,S)	TRANSISTOR		
Q3			2SB1218A(Q,R)	TRANSISTOR		
Q5			2SC4081(R,S)	TRANSISTOR		
Q5			2SD1819A(Q,R)	TRANSISTOR		
Q9 ,10			2SC4081(R,S)	TRANSISTOR	MIY	
Q9 ,10			2SD1819A(Q,R)	TRANSISTOR	MIY	
A1			W02-2608-05	FM FRONT-END ASSY		
TUNER UNIT (X05-4710-20)						
C1 ,2			CK73FB1H103K	CHIP C 0.010UF K		
C3 -5			CK73FB1H473K	CHIP C 0.047UF K		
C6			CE04LW1H220M	ELECTRO 22UF 50WV		
C7			CE04LW1H010M	ELECTRO 1.0UF 50WV		
C8			CE04LW1HR47M	ELECTRO 0.47UF 50WV		
C9			CE04LW1H010M	ELECTRO 1.0UF 50WV		
C10			CC73FCH1H220J	CHIP C 22PF J		
C11			CE04LW1A221M	ELECTRO 220UF 10WV		
C12			CK73FB1H473K	CHIP C 0.047UF K		
C13			CE04LW1H3R3M	ELECTRO 3.3UF 50WV		
C14			CK73FB1H473K	CHIP C 0.047UF K		
C15			CE04LW1C330M	ELECTRO 33UF 16WV		
C16			CC73FSL1H821J	CHIP C 820PF J		
C17 ,18			CE04LW1C100M	ELECTRO 10UF 16WV		
C19 ,20			CQ93FMG1H183J	MYLAR 0.018UF J		

L : Scandinavia K : USA P : Canada R : Mexico I : Malaysia
Y : PX(Far East, Hawaii) T : Europe E : Europe G : Germany
Y : AAFES(Europe) X : Australia M : Other Areas

Δ indicates safety critical components.

* New Parts

Parts without **Parts No.** are not supplied.

Les articles non mentionnés dans le **Parts No.** ne sont pas fournis.

Teile ohne **Parts No.** werden nicht geliefert.

15

Ref. No	Add-ress	New Parts	Parts No.	Description	Desti-nation	Re-marks
C21, 22			CE04LW1H010M	ELECTRO 1.0UF 50WV		
C23, 24			CQ93FMG1H682J	MYLAR 6800PF J		
C25			CE04LW1H010M	ELECTRO 1.0UF 50WV		
C26			CK73FB1H103K	CHIP C 0.010UF K		
C27			CE04LW1C470M	ELECTRO 47UF 16WV		
C28			CC73FCH1H040C	CHIP C 4.0PF C		
C29, 30			CK73FB1H103K	CHIP C 0.010UF K		
C33		*	CC93FCH1H472J	CERAMIC 4700PF J		
C34			CK73FB1H223K	CHIP C 0.022UF K		
C35			CK73EB1H223K	CHIP C 0.022UF K		
C37			CK73EF1C105Z	CHIP C 1.0UF Z		
C39			CE04LW1H2R2M	ELECTRO 2.2UF 50WV		
C40			CE04LW1C470M	ELECTRO 47UF 16WV		
C41			CK73FB1H103K	CHIP C 0.010UF K		
C42			CC73FCH1H270J	CHIP C 27PF J		
C43			CC73FCH1H220J	CHIP C 22PF J		
C44			CC73FSL1H471J	CHIP C 470PF J		
C45			C91-0745-05	CERAMIC 100PF K		
C46			CC73FSL1H471J	CHIP C 470PF J		
C47			CC73FSL1H101J	CHIP C 100PF J		
C48			CE04LW1C101M	ELECTRO 100UF 16WV		
C49			CE04HW1E100M	NP-ELEC 10UF 25WV		
C50			CK73FB1H473K	CHIP C 0.047UF K		
C51			CQ93FMG1H333J	MYLAR 0.033UF J		
C52, 53			CK73FB1H223K	CHIP C 0.022UF K		
C54			CK73FB1H103K	CHIP C 0.010UF K		
C55			CK73FB1H223K	CHIP C 0.022UF K		
C56			CC73FCH1H220J	CHIP C 22PF J		
C57			C91-0757-05	CERAMIC 1000PF K		
C58			CK73FF1E104Z	CHIP C 0.10UF Z		
C59			CC73FSL1H101J	CHIP C 100PF J		
C61			CE04LW1C470M	ELECTRO 47UF 16WV		
C62			CK73FB1H223K	CHIP C 0.022UF K		
C63			CK73FB1H103K	CHIP C 0.010UF K		
C64			CC73FCH1H220J	CHIP C 22PF J		
C65			CK73FB1H103K	CHIP C 0.010UF K		
C67			CC73FCH1H220J	CHIP C 22PF J		
CN1			E40-8052-05	SOCKET FOR PIN ASSY		
CN2			E40-4871-05	PIN ASSY		
J1			E20-0476-05	LOCK TERMINAL BOARD(4P)		
J1			E70-0051-05	LOCK TERMINAL BOARD		
CF1, 2			L72-0531-05	CERAMIC FILTER		
L1		*	L39-1360-05	COMBINATION COIL		
L2		*	L31-0627-05	SW-RF COIL		
L3		*	L32-0593-05	SW OSCILLATING COIL		
L4		*	L30-0911-05	AM IFT		
L5		*	L30-0933-05	FM IFT		
L6			L40-1021-14	SMALL FIXED INDUCTOR(1.0MH,K)		
L7			L40-1091-17	SMALL FIXED INDUCTOR(1UH)		
X1			L77-1122-05	CRYSTAL RESONATOR(7.2MHZ)		
R1			RK73FB2A332J	CHIP R 3.3K J 1/10W		
R2			RK73FB2A681J	CHIP R 680 J 1/10W		

* New Parts

Parts without **Parts No.** are not supplied.

Les articles non mentionnés dans le **Parts No.** ne sont pas fournis.

Teile ohne **Parts No.** werden nicht geliefert.

15

Ref. No	Add-ress	New Parts	Parts No.	Description	Desti-nation	Re-marks
R3			RK73FB2A220J	CHIP R 22 J 1/10W		
R4, 5			RK73FB2A331J	CHIP R 330 J 1/10W		
R6, 7			RK73FB2A101J	CHIP R 100 J 1/10W		
R8			RK73FB2A331J	CHIP R 330 J 1/10W		
R9			RK73FB2A472J	CHIP R 4.7K J 1/10W		
R10			RK73FB2A302J	CHIP R 3.0K J 1/10W		
R12			RK73FB2A472J	CHIP R 4.7K J 1/10W		
R13			RK73FB2A473J	CHIP R 47K J 1/10W		
R14			RK73FB2A912J	CHIP R 9.1K J 1/10W		
R15			RK73FB2A332J	CHIP R 3.3K J 1/10W		
R16			RK73FB2A472J	CHIP R 4.7K J 1/10W		
R17, 18			RK73FB2A183J	CHIP R 18K J 1/10W		
R19, 20			RK73FB2A332J	CHIP R 3.3K J 1/10W		
R21, 22			RK73FB2A393J	CHIP R 39K J 1/10W		
R23, 24			RK73FB2A561J	CHIP R 560 J 1/10W		
R25, 26			RK73FB2A473J	CHIP R 47K J 1/10W		
R27			RK73FB2A392J	CHIP R 3.9K J 1/10W		
R28			RK73FB2A220J	CHIP R 22 J 1/10W		
R30			RS14KB3A680J	FL-PROOF RS 68 J 1W		
R32			RK73FB2A105J	CHIP R 1.0M J 1/10W		
R33			RK73FB2A103J	CHIP R 10K J 1/10W		
R34			RK73FB2A224J	CHIP R 220K J 1/10W		
R35			RK73FB2A332J	CHIP R 3.3K J 1/10W		
R36			RK73FB2A104J	CHIP R 100K J 1/10W		
R37			RK73FB2A101J	CHIP R 100 J 1/10W		
R38			RK73FB2A105J	CHIP R 1.0M J 1/10W		
R39			RK73FB2A104J	CHIP R 100K J 1/10W		
R40			RK73EB2B103J	CHIP R 10K J 1/8W		
R41			RK73FB2A224J	CHIP R 220K J 1/10W		
R42			RK73FB2A105J	CHIP R 1.0M J 1/10W		
R43			RK73FB2A122J	CHIP R 1.2K J 1/10W		
R44			RK73FB2A123J	CHIP R 12K J 1/10W		
R45			RK73FB2A122J	CHIP R 1.2K J 1/10W		
R46			RK73FB2A123J	CHIP R 12K J 1/10W		
R47			RK73FB2A105J	CHIP R 1.0M J 1/10W		
R48			RK73FB2A104J	CHIP R 100K J 1/10W		
R49			RK73EB2B221J	CHIP R 220 J 1/8W		
R50			RD14NB2E331J	RD 330 J 1/4W		
R51			RD14NB2E101J	RD 100 J 1/4W		
R52			RD14NB2E561J	RD 560 J 1/4W		
R54			RK73FB2A222J	CHIP R 2.2K J 1/10W		
R55			RK73FB2A102J	CHIP R 1.0K J 1/10W		
R56			RK73FB2A103J	CHIP R 10K J 1/10W		
R57, 62			RK73FB2A102J	CHIP R 1.0K J 1/10W		
R63			RK73FB2A103J	CHIP R 10K J 1/10W		
R64			RK73FB2A122J	CHIP R 1.2K J 1/10W		
R65			RK73FB2A123J	CHIP R 12K J 1/10W		
R67, 69			RK73FB2A101J	CHIP R 100 J 1/10W		
R75			RK73FB2A101J	CHIP R 100 J 1/10W		
R76			RK73FB2A105J	CHIP R 1.0M J 1/10W		
R77			RK73FB2A244J	CHIP R 240K J 1/10W		
R78			RK73FB2A105J	CHIP R 1.0M J 1/10W		
R79			RK73FB2A472J	CHIP R 4.7K J 1/10W		
R80			RK73FB2A101J	CHIP R 100 J 1/10W		
R81			RK73FB2A222J	CHIP R 2.2K J 1/10W		

L : Scandinavia

Y : PX(Far East, Hawaii)

Y : AAFES(Europe)

K : USA

T : Europe

X : Australia

P : Canada

E : Europe

M : Other Areas

R : Mexico

G : Germany

I : Malaysia

△ indicates safety critical components.

PARTS LIST

RXD-500/700

* New Parts

Parts without **Parts No.** are not supplied.Les articles non mentionnés dans le **Parts No.** ne sont pas fournis.Teile ohne **Parts No.** werden nicht geliefert.

17

Ref. No	Add-ress	New Parts	Parts No.	Description	Desti-nation	Re-marks
R82			RK73FB2A392J	CHIP R 3.9K J 1/10W		
R83			RK73FB2A103J	CHIP R 10K J 1/10W		
W101,102			R92-0670-05	CHIP R 0 OHM		
W104-112			R92-0670-05	CHIP R 0 OHM		
W201			R92-0679-05	CHIP R 0 OHM		
W203-207			R92-0679-05	CHIP R 0 OHM		
W209			R92-0679-05	CHIP R 0 OHM		
W213,214			R92-0679-05	CHIP R 0 OHM		
D1 ,2			MA111	DIODE		
D3			MTZJ5.1(B)	ZENER DIODE		
D3			UZ-5.1BSB	ZENER DIODE		
D4			MTZJ8.2(B)	ZENER DIODE		
D4			UZ-8.2BSB	ZENER DIODE		
D7		*	KV1590NT	VARIABLE CAPACITANCE DIODE		
IC1		*	LA1837	ANALOGUE IC		
IC2		*	LC72131	MOS-IC		
Q1			2SC2714(R,O)	TRANSISTOR		
Q2			2SA1576A(R,S)	TRANSISTOR		
Q2			2SB1218A(Q,R)	TRANSISTOR		
Q3 -5			2SC4081(R,S)	TRANSISTOR		
Q3 -5			2SD1819A(Q,R)	TRANSISTOR		
Q7 ,8			2SC4081(R,S)	TRANSISTOR		
Q7 ,8			2SD1819A(Q,R)	TRANSISTOR		
Q9			2SK302(Y,GR)	FET		
Q10 ,11			2SA1576A(R,S)	TRANSISTOR		
Q10 ,11			2SB1218A(Q,R)	TRANSISTOR		
Q12			2SK302(Y,GR)	FET		
Q16			2SK302(Y,GR)	FET		
Q17			2SC4081(R,S)	TRANSISTOR		
Q17			2SD1819A(Q,R)	TRANSISTOR		
A1		*	W02-2582-05	FM FRONT-END ASSY		
AUDIO UNIT (X09-454X-XX)						
C1 ,2			CC45FSL1H221JM	CERAMIC 220PF J	TEQ	
C9 ,10			CE04LW1H010M	ELECTRO 1.0UF 50WV		
C11 ,12			CE04LW1C470M	ELECTRO 47UF 16WV		
C13 ,14			CE04LW1C100M	ELECTRO 10UF 16WV		
C15 -20			CE04LW1H010M	ELECTRO 1.0UF 50WV		
C21 ,22		*	CK45FF1H223ZMU	CERAMIC 0.022UF Z		
C23 ,24		*	C91-1560-05	METALIZED POLYESTER FILM C.		
C25 ,26		*	CK45FB1H222KMU	CERAMIC 2200PF K		
C27 ,28			CQ93FMG1H683J	MYLAR 0.068UF J		
C29 ,30			CK45FB1H682KMU	CERAMIC 6800PF K		
C31 -34			CE04LW1H100M	ELECTRO 10UF 50WV		
C35 -38			CF92FV1H124J	MF-C 0.12UF J		
C35 -38			CF92FV1H154J	MF-C 0.15UF J		
C39 ,40			CE04LW1H010M	ELECTRO 1.0UF 50WV	MI	6
C41 ,42			CE04LW1H3R3M	ELECTRO 3.3UF 50WV		
C43 ,44			CE04LW1H4R7M	ELECTRO 4.7UF 50WV		
C45 ,46			CK45FB1H182KMU	CERAMIC 1800PF K		
C47 ,48			CC45FSL1H470JM	CERAMIC 47PF J		
C49 ,50			CE04LW1A101M	ELECTRO 100UF 10WV		
C51 ,52			CK45FB1H222KM	CERAMIC 2200PF K		
C53 ,54			CC45FSL1H221JM	CERAMIC 220PF J		

L : Scandinavia

K : USA

P : Canada

R : Mexico I : Malaysia

Y : PX(Far East, Hawaii)

T : Europe E : Europe

G : Germany

Y : AAFES(Europe)

X : Australia M : Other Areas

6 : RXD-560

⚠ indicates safety critical components.

18

* New Parts

Parts without **Parts No.** are not supplied.Les articles non mentionnés dans le **Parts No.** ne sont pas fournis.Teile ohne **Parts No.** werden nicht geliefert.

Ref. No	Add-ress	New Parts	Parts No.	Description	Desti-nation	Re-marks
C55 ,56			CC45FSL1H101JM	CERAMIC 100PF J		
C57 ,58			CE04LW1H220M	ELECTRO 22UF 50WV		
C59 ,60		*	C91-1551-05	METALIZED POLYESTER FILM C.		
C61 ,62			CQ93FMG1H153J	MYLAR 0.015UF J	TEQ	
C63 ,64		*	C91-1554-05	METALIZED POLYESTER FILM C.	TEQ	
C65 ,66			CQ93FMG1H104J	MYLAR 0.10UF J	KPMIXY	
C65 ,66		*	C91-1554-05	METALIZED POLYESTER FILM C.	TEQ	
C67 ,68			CE04LW1C470M	ELECTRO 47UF 16WV		
C69 -72			CE04LW1H010M	ELECTRO 1.0UF 50WV		
C73 ,74			CE04LW1H100M	ELECTRO 10UF 50WV		
C79 ,80			CC45FSL1H331JM	CERAMIC 330PF J	TEQ	
C100			CK45FF1H103ZMU	CERAMIC 0.010UF Z	KPMIXY	
C101			CQ93FMG1H104J	MYLAR 0.10UF J		
C102			CK45FB1H471KMU	CERAMIC 470PF K		
C103,104			CK45FF1H103ZMU	CERAMIC 0.010UF Z		
C110			CE04LW1H010M	ELECTRO 1.0UF 50WV		
C111			CC45FSL1H560JM	CERAMIC 56PF J		
C112			CQ93FMG1H823J	MYLAR 0.082UF J		
C113			CE04LW1C470M	ELECTRO 47UF 16WV		
C114			CK45FB1H471KMU	CERAMIC 470PF K		
C115			CE04LW1H0R1M	ELECTRO 0.1UF 50WV		
C116		*	C91-1549-05	MF-C 1.0UF 50WV		
C117			CC45FSL1H100DM	CERAMIC 10PF D		
C118			CK45FB1H821KMU	CERAMIC 820PF K		
C119			CC45FSL1H101JM	CERAMIC 100PF J		
C120			CE04LW1H010M	ELECTRO 1.0UF 50WV	MI	6
C121			CK45FF1H103ZMU	CERAMIC 0.010UF Z	MI	6
C122			CK45FB1H222KMU	CERAMIC 2200PF K	MI	6
C123			C91-1551-05	ELECTRO 1.0UF 50WV	MI	6
C124,125			CE04LW1HR47M	ELECTRO 0.47UF 50WV	MI	6
C126			C91-1549-05	MF-C 1.0UF 50WV	MI	6
C127			CC45FSL1H101JM	CERAMIC 100PF J	MI	6
C128			CE04LW1A470M	ELECTRO 47UF 10WV	MI	6
C129			C91-1551-05	ELECTRO 1.0UF 50WV	MI	6
C130			CK45FF1H103ZMU	CERAMIC 0.010UF Z	MI	6
C131			CK45FB1H222KMU	CERAMIC 2200PF K	MI	6
C132			CE04LW1H010M	ELECTRO 1.0UF 50WV	MI	6
C133			C90-3714-05	MYLAR 0.015UF J	MI	6
C134			C90-3715-05	ELECTRO 4.7UF 35WV		
C135			GE04LW1J101M	ELECTRO 100UF 63WV		
C136		*	C90-3704-05	ALMINIUM ELECTROLYTIC C.		
C137		*	C90-3694-05	ALMINIUM ELECTROLYTIC C.		
C138			C90-3649-05	ELECTRO 47UF 16WV		
C139			CE04LW1C470M	ELECTRO 47UF 16WV		
C140			CE04LW1V471M	ELECTRO 470UF 35WV		
C141			C90-3684-05	ALMINIUM ELECTROLYTIC C.		
C142			CE04LW1V332M	ELECTRO 3300UF 35WV		
C143,144		*	C90-3726-05	ELECTRO 3900UF 50WV		
C145,146			CK45FF1H103ZMU	CERAMIC 0.010UF Z		
C147		*	C90-3714-05	ALMINIUM ELECTROLYTIC C.		
C148,149			CQ93FMG1H104J	MYLAR 0.10UF J		
C150			C90-3716-05	ELECTRO 22UF 35WV		
C151			CE04LW1H221M	ELECTRO 220UF 50WV	MIXYTE	
C151			CE04LW1H221M	ELECTRO 220UF 50WV	Q	
C151			CE04LW1J221M	ELECTRO 220UF 63WV	KP	

L : Scandinavia

K : USA

P : Canada

R : Mexico I : Malaysia

Y : PX(Far East, Hawaii)

T : Europe E : Europe

G : Germany

Y : AAFES(Europe)

X : Australia M : Other Areas

⚠ indicates safety critical components.

* New Parts
 Parts without **Parts No.** are not supplied.
 Les articles non mentionnés dans le **Parts No.** ne sont pas fournis.
 Teile ohne **Parts No.** werden nicht geliefert.

19

Ref. No	Add-ress	New Parts	Parts No.	Description	Desti-nation	Re-marks
C152			C90-3715-05	ELECTRO 4.7UF 35WV		
C153,154		*	C91-1567-05	MP-C 0.1UF J		
C158			CE04LW1H010M	ELECTRO 1.0UF 50WV	MI	6
C159			CE04LW1H010M	ELECTRO 1.0UF 50WV		
C163			C90-3650-05	ELECTRO 100UF 16WV		
C164			CC45FSL1H101JM	CERAMIC 100PF J		
C165			CE04LW1H2R2M	ELECTRO 2.2UF 50WV		
C166			CE04LW1A101M	ELECTRO 100UF 10WV		
C167			CE04LW1HR47M	ELECTRO 0.47UF 50WV		
C168			CE04LW1A101M	ELECTRO 100UF 10WV		
C169			CQ93FMG1H104J	MYLAR 0.10UF J		
C170			CK45FF1H103ZMU	CERAMIC 0.010UF Z		
CN1			E40-4808-05	PIN ASSY		
CN2		*	E40-8053-05	PIN ASSY		
CN3			E40-4608-05	PIN ASSY		
CN5			E40-4808-05	PIN ASSY		
CN6			E40-4607-05	PIN ASSY		
CN7			E40-4632-05	PIN ASSY		
J1		*	E63-0200-05	PHONO JACK	TEQ	
J1		*	E63-1001-05	PHONO JACK	KPMIXY	
J3 ,4		*	E11-0336-05	PHONE JACK		
J5			E11-0280-05	PHONE JACK		
J6			E70-0048-05	LOCK TERMINAL BOARD	MIXYTE	
J6			E70-0048-05	LOCK TERMINAL BOARD	Q	
J6			E70-0056-05	LOCK TERMINAL BOARD	MIXYTE	
J6			E70-0056-05	LOCK TERMINAL BOARD	Q	
J6			E70-0057-05	LOCK TERMINAL BOARD	KP	
△ F1 ,2			F05-4025-05	FUSE (SEMKO) (250V T4A L)	MIXYTE	
△ F1 ,2			F05-4025-05	FUSE (SEMKO) (250V T4A L)	Q	
△ F1 ,2			F50-0074-05	FUSE(5X20)	KP	
△ F3			F05-2525-05	FUSE (SEMKO) (250V T2.5AL)	MIXYTE	
△ F3			F05-2525-05	FUSE (SEMKO) (250V T2.5AL)	Q	
△ F3			F50-0073-05	FUSE(5X20)	KP	
△ F4 ,5			F06-2021-05	FUSE (SEMKO) (250V T2AL)	MIY	
△ F5			F06-3027-05	FUSE (UL) (250V 3A)	KP	
△ F7			F50-0062-05	FUSE(5X20)	KP	
CN8 -13			J13-0075-05	FUSE CLIP		
CN8 -13			J13-0075-05	FUSE CLIP		
CN14, 15			J13-0075-05	FUSE CLIP	MIY	
CN16, 17			J13-0075-05	FUSE CLIP	KPMIY	
CN20,21			J13-0075-05	FUSE CLIP	KP	
R71 -74			RD14NB2E330J	RD 33 J 1/4W		
R75 -78			RS14KB3DR22J	FL-PROOF RS 0.22 J 2W		
R83 -86			RD14NB2E681J	RD 680 J 1/4W		
R87 ,88			RD14NB2E4R7J	RD 4.7 J 1/4W		
△ R130			RD14NB2E101J	RD 100 J 1/4W		
△ R159			RD14NB2E121J	RD 120 J 1/4W	MI	6
R173			RD14NB2E101J	RD 100 J 1/4W		
△ R187-190			RS14KB3D102J	FL-PROOF RS 1.0K J 2W		
R191			RD14NB2E152J	RD 1.5K J 1/4W		
R193			RD14NB2E152J	RD 1.5K J 1/4W		
△ R194			RS14KB3D221J	FL-PROOF RS 220 J 2W		
△ R198			R92-1844-05	CARBON 3.3M J 1/2W	KP	
△ R200			RD14NB2E100J	RD 10 J 1/4W		

L : Scandinavia K : USA P : Canada R : Mexico I : Malaysia
 Y : PX(Far East, Hawaii) T : Europe E : Europe G : Germany
 Y : AAFES(Europe) X : Australia M : Other Areas
 6 : RXD-560

△ indicates safety critical components.

* New Parts
 Parts without **Parts No.** are not supplied.
 Les articles non mentionnés dans le **Parts No.** ne sont pas fournis.
 Teile ohne **Parts No.** werden nicht geliefert.

20

Ref. No	Add-ress	New Parts	Parts No.	Description	Desti-nation	Re-marks
VR1		*	R31-0083-05	VARIABLE RESISTOR		
△ K1			S76-0060-05	MAGNETIC RELAY		
S1			S62-0055-05	SLIDE SWITCH	MIXYTE	
S1			S62-0055-05	SLIDE SWITCH	Q	
△ S2			S62-0001-05	SLIDE SWITCH	MIY	
D1 ,2			HSS104A	DIODE		
D1 ,2			1SS131	DIODE		
D5 ,6			HSS104A	DIODE		
D5 ,6			1SS131	DIODE		
D7			MTZJ5.1(B)	ZENER DIODE		
D7			UZ-5.1BSB	ZENER DIODE		
D8			MTZJ11(B)	ZENER DIODE	MIXYTE	
D8			MTZJ11(B)	ZENER DIODE	Q	
D8			MTZJ15(B)	ZENER DIODE	KP	
D8			UZ-11BSB	ZENER DIODE	MIXYTE	
D8			UZ-11BSB	ZENER DIODE	Q	
D8			UZ-15BSB	ZENER DIODE	KP	
D9 ,10			HSS104A	DIODE		
D9 ,10			1SS131	DIODE		
D11 ,12			MTZJ15(B)	ZENER DIODE	KP	
D11 ,12			MTZJ18(B)	ZENER DIODE	MIXYTE	
D11 ,12			MTZJ18(B)	ZENER DIODE	Q	
D11 ,12			UZ-15BSB	ZENER DIODE	KP	
D11 ,12			UZ-18BS	ZENER DIODE	MIXYTE	
D11 ,12			UZ-18BS	ZENER DIODE	Q	
D13 -15			HSS104A	DIODE		
D13 -15			1SS131	DIODE		
D16			MTZJ6.2(B)	ZENER DIODE	MI	6
D16			UZ-6.2BSB	ZENER DIODE	MI	6
D17			MTZJ5.6(B)	ZENER DIODE		
D17			UZ-5.6BSB	ZENER DIODE		
D18 ,19			MTZJ16(B)	ZENER DIODE		
D18 ,19			UZ-16BSB	ZENER DIODE		
△ D20			D3SBA20F03	DIODE		
△ D20			RBV-402LFA	DIODE		
△ D21 ,22			HSS104A	DIODE		
△ D21 ,22			1SS131	DIODE		
D23			MTZJ5.6(B)	ZENER DIODE		
D23			UZ-5.6BSB	ZENER DIODE		
D24			HSS104A	DIODE		
D24			1SS131	DIODE		
△ D25 -27			S5688B	DIODE		
△ D25 -27			1SR139-400	DIODE		
△ D28			D3SBA20F03	DIODE		
△ D28			RBV-402LFA	DIODE		
D29 ,30			MTZJ4.7(B)	ZENER DIODE		
D29 ,30			UZ-4.7BSB	ZENER DIODE		
D31			MTZJ13(B)	ZENER DIODE		
D31			UZ-13BSB	ZENER DIODE		
D32 -36			HSS104A	DIODE		
D32 -36			1SS131	DIODE		
D37 ,38			HSS104A	DIODE	KPMIXY	
D37 ,38			1SS131	DIODE	KPMIXY	
IC1			NJU7313AL	ANALOGUE IC		

L : Scandinavia K : USA P : Canada R : Mexico I : Malaysia
 Y : PX(Far East, Hawaii) T : Europe E : Europe G : Germany
 Y : AAFES(Europe) X : Australia M : Other Areas

△ indicates safety critical components.

PARTS LIST

RXD-500/700

* New Parts
Parts without **Parts No.** are not supplied.
Les articles non mentionnés dans le **Parts No.** ne sont pas fournis.
Teile ohne **Parts No.** werden nicht geliefert.

Ref. No	Add-ress	New Parts	Parts No.	Description	Desti-nation	Re-marks
IC5		*	LC75393E	ANALOGUE IC		
IC6			NJM4565D-D	IC(OP AMP X2)	MI	6
IC7			M65844P	DI BI-POLAR IC	MI	6
IC8			BU4066BC	ANALOGUE IC	MI	6
IC8			TC4066BP	IC(ANALOG/ DIGITAL SW)	MI	6
Δ IC9			TA78057S	IC(VOLTAGE REGULATOR/+5.75V)		
Q1 .2			2SC2878(B)	TRANSISTOR		
Q3 .4			2SC1740S(Q,R)	TRANSISTOR		
Q3 .4			2SC2785(F,E)	TRANSISTOR		
Q5 -8			2SC1845(F,E)	TRANSISTOR		
Q5 -8			2SC2389S(S,E)	TRANSISTOR		
Q9 .10			2SA992(F,E)	TRANSISTOR		
Q11 .12			2SC4137F50(V,W)	TRANSISTOR		
Q13 .14			2SD2493	TRANSISTOR		
Δ Q15 .16			2SB1624	TRANSISTOR		
Q17 .18			2SC1845(F,E)	TRANSISTOR		
Q17 .18			2SC2389S(S,E)	TRANSISTOR		
Q50			2SA1175(F,E)	TRANSISTOR		
Q50			2SA933AS(Q,R)	TRANSISTOR		
Q51 -53			2SA992(F,E)	TRANSISTOR		
Q54 .55			2SC1845(F,E)	TRANSISTOR		
Q54 .55			2SC2389S(S,E)	TRANSISTOR		
Q56			2SD1893	TRANSISTOR		
Δ Q56		*	2SD1893*	TRANSISTOR	TE	
Q57 .58			2SC1740S(Q,R)	TRANSISTOR		
Q57 .58			2SC2785(F,E)	TRANSISTOR		
Q59			2SA1175(F,E)	TRANSISTOR		
Q59			2SA933AS(Q,R)	TRANSISTOR		
Δ Q60		*	2SB1417(P)	TRANSISTOR		
Δ Q60			2SB1640	TRANSISTOR		
Q61			2SD2012	TRANSISTOR		
Δ Q61			2SD2061	TRANSISTOR		
Q62			2SC1740S(Q,R)	TRANSISTOR		
Δ Q62			2SC2785(F,E)	TRANSISTOR		

AUDIO UNIT (X09-461X-XX)

C1 .2			CC45FSL1H221JM	CERAMIC	220PF	J		
C5 .6			CE04LW1H0R1M	ELECTRO	0.1UF	50WV	TEQ	
C7 .8			CE04LW1C100M	ELECTRO	10UF	16WV		
C9 .10			CE04LW1H010M	ELECTRO	1.0UF	50WV		
C11 .12			CE04LW1C470M	ELECTRO	47UF	16WV		
C13 .14			CE04LW1C100M	ELECTRO	10UF	16WV		
C15 -20			CE04LW1H010M	ELECTRO	1.0UF	50WV		
C21 .22			CK45FF1H223ZM	CERAMIC	0.022UF	Z		
C23 .24			C91-1560-05	METALIZED POLYESTER FILM C.				
C25 .26			CK45FB1H222KM	CERAMIC	2200PF	K		
C27 .28			CQ93FMG1H683J	MYLAR	0.068UF	J		
C29 .30			CK45FB1H682KMU	CERAMIC	6800PF	K		
C31 -34			CE04LW1H100M	ELECTRO	10UF	50WV		
C35 -38			CF92FV1H154J	MF-C	0.15UF	J		
C39 .40			CE04LW1H010M	ELECTRO	1.0UF	50WV		
C41 .42			CE04LW1H3R3M	ELECTRO	3.3UF	50WV		
C43 .44			CE04LW1H4R7M	ELECTRO	4.7UF	50WV		
C45 .46			CK45FB1H102K	CERAMIC	1000PF	K		
C47 .48			CC45FSL1H470J	CERAMIC	47PF	J		
C49 .50			CE04LW1A101M	ELECTRO	100UF	10WV		

L : Scandinavia K : USA P : Canada R : Mexico I : Malaysia
Y : PX(Far East, Hawaii) T : Europe E : Europe G : Germany
Y : AAFES(Europe) X : Australia M : Other Areas
6 : RXD-560

Δ indicates safety critical components.

* New Parts
Parts without **Parts No.** are not supplied.
Les articles non mentionnés dans le **Parts No.** ne sont pas fournis.
Teile ohne **Parts No.** werden nicht geliefert.

Ref. No	Add-ress	New Parts	Parts No.	Description	Desti-nation	Re-marks
C51 .52			CK45FB1H222K	CERAMIC	2200PF	K
C53 .54			CC45FSL1H221JM	CERAMIC	220PF	J
C55 .56			CC45FSL1H101J	CERAMIC	100PF	J
C57 .58			CE04LW1H220M	ELECTRO	22UF	50WV
C59 .60			C91-1551-05	METALIZED POLYESTER FILM C.		
C61 .62			CQ93FMG1H153J	MYLAR	0.015UF	J
C63 .64			C91-1554-05	METALIZED POLYESTER FILM C.		TEQ
C65 .66			CQ93FMG1H104J	MYLAR	0.10UF	J
C65 .66			C91-1554-05	METALIZED POLYESTER FILM C.		TEQ
C67 .68			CE04LW1C470M	ELECTRO	47UF	16WV
C69 -72			CE04LW1H010M	ELECTRO	1.0UF	50WV
C73 .74			CE04LW1H100M	ELECTRO	10UF	50WV
C77 .78			CC45FSL1H270JM	CERAMIC	27PF	J
C79 .80			CC45FSL1H331JM	CERAMIC	330PF	J
C100			CK45FF1H103ZMU	CERAMIC	0.010UF	Z
C101			CQ93FMG1H104J	MYLAR	0.10UF	J
C102			CK45FB1H471KMU	CERAMIC	470PF	K
C103,104			CK45FF1H103ZMU	CERAMIC	0.010UF	Z
C105,106			CE04LW1HR33M	ELECTRO	0.33UF	50WV
C107			CE04LW1HR47M	ELECTRO	0.47UF	50WV
C108			CK45FF1H472ZM	CERAMIC	4700PF	Z
C110			CE04LW1H010M	ELECTRO	1.0UF	50WV
C111			CC45FSL1H560JM	CERAMIC	56PF	J
C112			CQ93FMG1H823J	MYLAR	0.082UF	J
C113			CE04LW1C470M	ELECTRO	47UF	16WV
C114			CK45FB1H471KMU	CERAMIC	470PF	K
C115			CE04LW1H0R1M	ELECTRO	0.1UF	50WV
C116			C91-1549-05	MF-C	1.0UF	50WV
C117			CC45FSL1H100DM	CERAMIC	10PF	D
C118			CK45FB1H821KMU	CERAMIC	820PF	K
C119			CC45FSL1H101J	CERAMIC	100PF	J
C120			CE04LW1H010M	ELECTRO	1.0UF	50WV
C121			CK45FF1H103ZMU	CERAMIC	0.010UF	Z
C122			CK45FB1H222KMU	CERAMIC	2200PF	K
C123			C91-1551-05	METALIZED POLYESTER FILM C.		MI
C124,125			CE04LW1HR47M	ELECTRO	0.47UF	50WV
C126			C91-1549-05	MF-C	1.0UF	50WV
C127			CC45FSL1H101JM	CERAMIC	100PF	J
C128			CE04LW1A470M	ELECTRO	47UF	10WV
C129			C91-1551-05	METALIZED POLYESTER FILM C.		MI
C130			CK45FF1H103ZMU	CERAMIC	0.010UF	Z
C131			CK45FB1H222KMU	CERAMIC	2200PF	K
C132			CE04LW1H010M	ELECTRO	1.0UF	50WV
C133			C90-3714-05	ALUMINIUM ELECTROLYTIC C.		MI
C134			C90-3715-05	ELECTRO	4.7UF	35WV
C135			CE04LW1J101M	ELECTRO	100UF	63WV
C136			C90-3704-05	ALUMINIUM ELECTROLYTIC C.		MI
C137			C90-3694-05	ALUMINIUM ELECTROLYTIC C.		MI
C138			C90-3649-05	ELECTRO	47UF	16WV
C139			CE04LW1C470M	ELECTRO	47UF	16WV
C140			CE04LW1V471M	ELECTRO	470UF	35WV
C141			C90-3684-05	ALUMINIUM ELECTROLYTIC C.		MI
C142			CE04LW1V332M	ELECTRO	3300UF	35WV
C143,144		*	C90-3727-05	ELECTRO	3900UF	63WV
C145,146			CK45FF1H103ZMU	CERAMIC	0.010UF	Z

L : Scandinavia K : USA P : Canada R : Mexico I : Malaysia
Y : PX(Far East, Hawaii) T : Europe E : Europe G : Germany
Y : AAFES(Europe) X : Australia M : Other Areas

Δ indicates safety critical components.

* New Parts
 Parts without **Parts No.** are not supplied.
 Les articles non mentionnés dans le **Parts No.** ne sont pas fournis.
 Teile ohne **Parts No.** werden nicht geliefert.

23

Ref. No	Add-ress	New Parts	Parts No.	Description	Desti-nation	Re-marks
C147			C90-3714-05	ALMINIUM ELECTROLYTIC C.		
C148, 149			CQ93FMG1H104J	MYLAR 0.10UF J		
C150			C90-3716-05	ELECTRO 22UF 35WV		
C151			CE04LW1J221M	ELECTRO 220UF 63WV		
C152			C90-3715-05	ELECTRO 4.7UF 35WV		
C153, 154			C91-1567-05	MP-C 0.1UF J		
C157			CC45FSL1H050CM	CERAMIC 5.0PF C		
C158			CE04LW1H010M	ELECTRO 1.0UF 50WV	MI	
C159			CE04LW1H010M	ELECTRO 1.0UF 50WV	TEQ	
C160			CC45FSL1H220J	CERAMIC 22PF J		
C163			C90-3650-05	ELECTRO 100UF 16WV		
C164			CC45FSL1H101J	CERAMIC 100PF J		
C165			CE04LW1H2R2M	ELECTRO 2.2UF 50WV		
C166			CE04LW1A101M	ELECTRO 100UF 10WV		
C167			CE04LW1HR47M	ELECTRO 0.47UF 50WV		
C168			CE04LW1A101M	ELECTRO 100UF 10WV		
C169			CQ93FMG1H104J	MYLAR 0.10UF J		
C170			CK45FF1H103ZMU	CERAMIC 0.010UF Z		
CN1			E40-4808-05	PIN ASSY		
CN2			E40-8053-05	PIN ASSY		
CN3			E40-4608-05	PIN ASSY		
CN5			E40-4808-05	PIN ASSY		
CN6			E40-4607-05	PIN ASSY		
CN7			E40-4632-05	PIN ASSY	TEQ	
J1			E63-0200-05	PHONO JACK	KPMIXY	
J1			E63-1001-05	PHONO JACK		
J3 ,4			E11-0336-05	PHONE JACK		
J5			E11-0280-05	PHONE JACK		
J6			E70-0048-05	LOCK TERMINAL BOARD	MIXYTE	
J6			E70-0048-05	LOCK TERMINAL BOARD	Q	
J6			E70-0056-05	LOCK TERMINAL BOARD	MIXYTE	
J6			E70-0056-05	LOCK TERMINAL BOARD	Q	
J6			E70-0057-05	LOCK TERMINAL BOARD	KP	
△ F1 ,2			F05-4025-05	FUSE (SEMKO) (250V T4A L)	MIMYTE	
△ F1 ,2			F05-4025-05	FUSE (SEMKO) (250V T4A L)	Q	
△ F1 ,2			F05-6029-05	FUSE (UL) (125V 6A)	KP	
△ F3			F05-2525-05	FUSE (SEMKO) (250V T2.5AL)	MIXYTE	
△ F3			F05-2525-05	FUSE (SEMKO) (250V T2.5AL)	Q	
△ F3			F50-0073-05	FUSE(5X20)	KP	
△ F4 ,5			F06-2021-05	FUSE (SEMKO) (250V T2AL)	MIY	
△ F5			F50-0074-05	FUSE(5X20)	KP	
△ F7			F50-0062-05	FUSE(5X20)	KP	
CN8 -13			J13-0075-05	FUSE CLIP		
CN8 -13			J13-0075-05	FUSE CLIP		
CN14,15			J13-0075-05	FUSE CLIP	MIY	
CN16,17			J13-0075-05	FUSE CLIP	KPMIY	
CN20,21			J13-0075-05	FUSE CLIP	KP	
CP1 ,2			R90-0826-05	MULTI-COMP 0.22X2 J 5W	KP	
R71 -74			RD14NB2E330J	RD 33 J 1/4W		
R75 -78			RS14KB3DR22J	FL-PROOF RS 0.22 J 2W	MIXYTE	
R75 -78			RS14KB3DR22J	FL-PROOF RS 0.22 J 2W	Q	
R83 -86			RD14NB2E681J	RD 680 J 1/4W		
R87 ,88			RD14NB2E4R7J	RD 4.7 J 1/4W		
△ R130			RD14NB2E101J	RD 100 J 1/4W		

L : Scandinavia K : USA P : Canada R : Mexico I : Malaysia
 Y : PX(Far East, Hawaii) T : Europe E : Europe G : Germany
 Y : AAFES(Europe) X : Australia M : Other Areas

△ indicates safety critical components.

* New Parts
 Parts without **Parts No.** are not supplied.
 Les articles non mentionnés dans le **Parts No.** ne sont pas fournis.
 Teile ohne **Parts No.** werden nicht geliefert.

24

Ref. No	Add-ress	New Parts	Parts No.	Description	Desti-nation	Re-marks
△ R159			RD14NB2E121J	RD 120 J 1/4W	MI	
R173			RD14NB2E101J	RD 100 J 1/4W		
△ R187-190			RS14KB3D102J	FL-PROOF RS 1.0K J 2W		
R191			RD14NB2E152J	RD 1.5K J 1/4W		
R193			RD14NB2E152J	RD 1.5K J 1/4W		
△ R194			RS14KB3D221J	FL-PROOF RS 220 J 2W		
△ R198			R92-1844-05	CARBON 3.3M J 1/2W	KP	
△ R200			RD14NB2E100J	RD 10 J 1/4W		
VR1			R31-0083-05	VARIABLE RESISTOR		
△ K1			S76-0060-05	MAGNETIC RELAY		
S1			S62-0055-05	SLIDE SWITCH	MIXYTE	
S1			S62-0055-05	SLIDE SWITCH	Q	
△ S2			S62-0001-05	SLIDE SWITCH	MIY	
D1 ,2			HSS104A	DIODE		
D1 ,2			1SS131	DIODE		
D5 ,6			HSS104A	DIODE		
D5 ,6			1SS131	DIODE		
D7			MTZJ5.1(B)	ZENER DIODE		
D7			UZ-5.1BSB	ZENER DIODE		
D8			MTZJ1.1(B)	ZENER DIODE		
D8			UZ-11BSB	ZENER DIODE		
D9 ,10			HSS104A	DIODE		
D9 ,10			1SS131	DIODE		
D11 ,12			MTZJ24(B)	ZENER DIODE		
D11 ,12			UZ-24BS	ZENER DIODE		
D13 -15			HSS104A	DIODE		
D13 -15			1SS131	DIODE		
D16			MTZJ6.2(B)	ZENER DIODE	MI	
D16			UZ-6.2BSB	ZENER DIODE	MI	
D17			MTZJ5.6(B)	ZENER DIODE		
D17			UZ-5.6BSB	ZENER DIODE		
D18 ,19			MTZJ16(B)	ZENER DIODE		
D18 ,19			UZ-16BSB	ZENER DIODE		
△ D20			D3SBA20F03	DIODE		
△ D20			RBV-402LFA	DIODE		
△ D21 ,22			HSS104A	DIODE		
△ D21 ,22			1SS131	DIODE		
D23			MTZJ5.6(B)	ZENER DIODE		
D23			UZ-5.6BSB	ZENER DIODE		
D24			HSS104A	DIODE		
D24			1SS131	DIODE		
△ D25 -27			S5688B	DIODE		
△ D25 -27			1SR139-400	DIODE		
△ D28			D3SBA20F03	DIODE		
△ D28			RBV-402LFA	DIODE		
D29 ,30			MTZJ4.7(B)	ZENER DIODE		
D29 ,30			UZ-4.7BSB	ZENER DIODE		
D31			MTZJ13(B)	ZENER DIODE		
D31			UZ-13BSB	ZENER DIODE		
D32 -36			HSS104A	DIODE		
D32 -36			1SS131	DIODE		
D37 ,38			HSS104A	DIODE		
D37 ,38			1SS131	DIODE		
KPMIXY					KPMIXY	
KPMIXY					KPMIXY	
IC1			NJU7313AL	ANALOGUE IC		

L : Scandinavia K : USA P : Canada R : Mexico I : Malaysia
 Y : PX(Far East, Hawaii) T : Europe E : Europe G : Germany
 Y : AAFES(Europe) X : Australia M : Other Areas

△ indicates safety critical components.

PARTS LIST

RXD-500/700

* New Parts
Parts without **Parts No.** are not supplied.
Les articles non mentionnés dans le **Parts No.** ne sont pas fournis.
Teile ohne **Parts No.** werden nicht geliefert.

25

Ref. No	Add-ress	New Parts	Parts No.	Description	Desti-nation	Re-marks
IC2 -4			NJM4565D-D	IC(OP AMP X2)		
IC5			LC75393E	ANALOGUE IC		
IC6			NJM4565D-D	IC(OP AMP X2)	MI	
IC7			M65844P	DI BI-POLAR IC	MI	
IC8			BU4066BC	ANALOGUE IC		
IC8			TC4066BP	IC(ANALOG/ DIGITAL SW)	MI	
IC9			TA78057S	IC(VOLTAGE REGULATOR/+5.75V)		
Q1 ,2			2SC2878(B)	TRANSISTOR		
Q3 ,4			2SC1740S(Q,R)	TRANSISTOR		
Q3 ,4			2SC2785(F,E)	TRANSISTOR		
Q5 -8			2SC1845(F,E)	TRANSISTOR		
Q5 -8			2SC2389S(S,E)	TRANSISTOR		
Q9 ,10			2SA992(F,E)	TRANSISTOR		
Q11 ,12			2SC4137F50(V,W)	TRANSISTOR		
Q13 ,14			2SD2389	TRANSISTOR		
Q15 ,16			2SB1559	TRANSISTOR		
Q17 ,18			2SC1845(F,E)	TRANSISTOR		
Q17 ,18			2SC2389S(S,E)	TRANSISTOR		
Q50			2SA1175(F,E)	TRANSISTOR		
Q50			2SA933AS(Q,R)	TRANSISTOR		
Q51 -53			2SA992(F,E)	TRANSISTOR		
Q54 ,55			2SC1845(F,E)	TRANSISTOR		
Q54 ,55			2SC2389S(S,E)	TRANSISTOR		
Q56			2SD1893	TRANSISTOR		
Q56			2SD1893*	TRANSISTOR	MITE	
Q57 ,58			2SC1740S(Q,R)	TRANSISTOR		
Q57 ,58			2SC2785(F,E)	TRANSISTOR		
Q59			2SA1175(F,E)	TRANSISTOR		
Q59			2SA933AS(Q,R)	TRANSISTOR		
Q60			2SB1417(P)	TRANSISTOR		
Q60			2SB1640	TRANSISTOR		
Q61			2SD2012	TRANSISTOR		
Q61			2SD2061	TRANSISTOR		
Q62			2SC1740S(Q,R)	TRANSISTOR		
Q62			2SC2785(F,E)	TRANSISTOR		
DISPLAY UNIT (X14-4XXX-XX)						
D12			B30-2494-05	LED(GRN)		
D46 ,47			B30-2494-05	LED(GRN)		
D49 -51			B30-2468-05	LED		
C1			C90-3215-05	ELECTRO		
C2 -4			CK73FB1H103K	CHIP C	220UF	6.3WV
C5			CK73FB1H223K	CHIP C	0.010UF	K
C6 ,7			C90-3253-05	ELECTRO	0.022UF	K
C8			CE04LW1A470M	ELECTRO	1.0UF	50WV
C9			CE04LW1A470M	ELECTRO	47UF	10WV
C9			C90-3253-05	ELECTRO	1.0UF	50WV
C10			CC73FCH1H180J	CHIP C	18PF	J
C11			CC73FCH1H220J	CHIP C	22PF	J
C12			CE04LW1H010M	ELECTRO	1.0UF	50WV
C13 -16			CK73FB1E104K	CHIP C	0.10UF	K
C17			CK73FB1H102K	CHIP C	1000PF	K
C18 ,19			CK73EB1C105K	CHIP C	1.0UF	K
C20			CK73FB1H103K	CHIP C	0.010UF	K
C21 -28			CK73FB1E104K	CHIP C	0.10UF	K
C29			CE04LW1H100M	ELECTRO	10UF	50WV

L : Scandinavia K : USA P : Canada R : Mexico I : Malaysia
Y : PX(Far East, Hawaii) T : Europe E : Europe G : Germany
Y : AAFES(Europe) X : Australia M : Other Areas

⚠ indicates safety critical components.

* New Parts
Parts without **Parts No.** are not supplied.
Les articles non mentionnés dans le **Parts No.** ne sont pas fournis.
Teile ohne **Parts No.** werden nicht geliefert.

26

Ref. No	Add-ress	New Parts	Parts No.	Description	Desti-nation	Re-marks
C30			CK73FB1H473K	CHIP C	0.047UF	K
C51			CK73FB1H103K	CHIP C	0.010UF	K
C52			CK73EB1C105K	CHIP C	1.0UF	K
C53 ,54			CK73FB1H103K	CHIP C	0.010UF	K
C55			CC73FSL1H561J	CHIP C	560PF	J
C56			CC73FSL1H331J	CHIP C	330PF	J
C57			CK73EB1C105K	CHIP C	1.0UF	K
C58			CC73FCH1H470J	CHIP C	47PF	J
C59			CC73FCH1H220J	CHIP C	22PF	J
CN1		*	E40-4900-05	FLAT CABLE CONNECTOR		
-		*	J19-5756-03	HOLDER		
L1			L40-1001-17	SMALL FIXED INDUCTOR(10UH,K)	TEQ	
L2			L40-1091-17	SMALL FIXED INDUCTOR(1UH)	TEQ	
X1			L77-2173-05	CRYSTAL RESONATOR(32.768KHZ)		
X2			L78-0605-05	RESONATOR (8.38MHZ)		
X3			L77-2002-05	CRYSTAL RESONATOR(4.332MHZ)	TEQ	
CP1			R90-0864-05	MULTI-COMP	100KX14	
CP2			R90-0908-05	MULTI-COMP	47KX10	
R1 -5			RK73FB2A101J	CHIP R	100	J 1/10W
R8			RK73FB2A101J	CHIP R	100	J 1/10W
R11			RK73FB2A513J	CHIP R	51K	J 1/10W
R12			RK73FB2A103J	CHIP R	10K	J 1/10W
R14 -16			RK73FB2A123J	CHIP R	12K	J 1/10W
R17			RK73FB2A183J	CHIP R	18K	J 1/10W
R17			RK73FB2A562J	CHIP R	5.6K	J 1/10W
R18			RK73FB2A273J	CHIP R	27K	J 1/10W
R18			RK73FB2A473J	CHIP R	47K	J 1/10W
R20 ,21			RK73FB2A473J	CHIP R	47K	J 1/10W
R25 ,26			RK73FB2A103J	CHIP R	10K	J 1/10W
R34 ,35			RK73FB2A473J	CHIP R	47K	J 1/10W
R36			RK73FB2A102J	CHIP R	1.0K	J 1/10W
R37			RK73FB2A104J	CHIP R	100K	J 1/10W
R39			RK73FB2A104J	CHIP R	100K	J 1/10W
R41			RK73FB2A102J	CHIP R	1.0K	J 1/10W
R42 ,43			RK73FB2A473J	CHIP R	47K	J 1/10W
R48			RK73FB2A473J	CHIP R	47K	J 1/10W
R50			RK73FB2A473J	CHIP R	47K	J 1/10W
R52			RK73FB2A101J	CHIP R	100	J 1/10W
R53			RK73FB2A475K	CHIP R	4.7M	K 1/10W
R54			RK73FB2A474J	CHIP R	470K	J 1/10W
R55			RK73FB2A103J	CHIP R	10K	J 1/10W
R61 -63			RK73FB2A102J	CHIP R	1.0K	J 1/10W
R64			RK73FB2A104J	CHIP R	100K	J 1/10W
R65			RK73FB2A102J	CHIP R	1.0K	J 1/10W
R66			RK73FB2A104J	CHIP R	100K	J 1/10W
R67			RK73FB2A102J	CHIP R	1.0K	J 1/10W
R68			RK73FB2A104J	CHIP R	100K	J 1/10W
R69			RK73FB2A102J	CHIP R	1.0K	J 1/10W
R70			RK73FB2A104J	CHIP R	100K	J 1/10W
R72			RK73FB2A104J	CHIP R	100K	J 1/10W
R74 ,75			RK73FB2A102J	CHIP R	1.0K	J 1/10W
R76 -79			RK73FB2A104J	CHIP R	100K	J 1/10W
R80			RK73FB2A223J	CHIP R	22K	J 1/10W

L : Scandinavia K : USA P : Canada R : Mexico I : Malaysia
Y : PX(Far East, Hawaii) T : Europe E : Europe G : Germany
Y : AAFES(Europe) X : Australia M : Other Areas

⚠ indicates safety critical components.

* New Parts

Parts without **Parts No.** are not supplied.
Les articles non mentionnés dans le **Parts No.** ne sont pas fournis.
Teile ohne **Parts No.** werden nicht geliefert.

27

Ref. No	Add-ress	New Parts	Parts No.	Description	Destination	Re-marks
R81			RK73FB2A103J	CHIP R 10K J 1/10W		
R82			RK73FB2A223J	CHIP R 22K J 1/10W		
R84			RK73FB2A273J	CHIP R 27K J 1/10W		
R85			RK73FB2A103J	CHIP R 10K J 1/10W		
R86			RK73FB2A223J	CHIP R 22K J 1/10W		
R87			RK73FB2A103J	CHIP R 10K J 1/10W		
R88			RK73FB2A223J	CHIP R 22K J 1/10W		
R90			RK73FB2A273J	CHIP R 27K J 1/10W		
R91			RK73FB2A103J	CHIP R 10K J 1/10W		
R96			RK73FB2A104J	CHIP R 100K J 1/10W		
R97			RK73FB2A223J	CHIP R 22K J 1/10W		
R98			RK73FB2A103J	CHIP R 10K J 1/10W		
R99			RK73FB2A223J	CHIP R 22K J 1/10W		
R100			RK73FB2A103J	CHIP R 10K J 1/10W		
R104, 105			RK73FB2A104J	CHIP R 100K J 1/10W		
R152			RK73FB2A223J	CHIP R 22K J 1/10W	TEQ	
R153			RK73FB2A473J	CHIP R 47K J 1/10W	TEQ	
R154			RK73FB2A101J	CHIP R 100 J 1/10W	TEQ	
R156			RK73FB2A222J	CHIP R 2.2K J 1/10W	TEQ	
W121-127			R92-0670-05	CHIP R 0 OHM		
S1 -40			S70-0031-05	TACT SWITCH		
S41			T99-0559-05	ROTARY ENCODER		
D1			HSS104A	DIODE		
D1			1SS131	DIODE		
D8 -11			HSS104A	DIODE		
D8 -11			1SS131	DIODE		
D13			MTZJ6.8(B)	ZENER DIODE		
D13			UZ-6.8BSB	ZENER DIODE		
D14 -19			HSS104A	DIODE		
D14 -19			1SS131	DIODE		
D20			HSS104A	DIODE	MIXYEQ	
D20			1SS131	DIODE	MIXYEQ	
D21			HSS104A	DIODE	MIXYTQ	
D21			1SS131	DIODE	MIXYTQ	
D22			HSS104A	DIODE	TEQ	
D22			1SS131	DIODE	TEQ	
D23			HSS104A	DIODE	M	2
D23			1SS131	DIODE	M	2
D24			HSS104A	DIODE	MI	
D24			1SS131	DIODE	MI	
D26 -44			HSS104A	DIODE		
D26 -44			1SS131	DIODE		
D48			HSS104A	DIODE		
D48			1SS131	DIODE		
D52 -55			HSS104A	DIODE		
D52 -55			1SS131	DIODE		
ED1		*	FIP10HMW6R	INDICATOR TUBE		
IC1			M38199MF-065FP	MI-COM IC		
IC2			BA3834S	ANALOGUE IC		
IC3			PST993D-T	ANALOGUE IC		
IC3			S-806D-Z	ANALOGUE IC		
IC4			SAA6579	ANALOGUE IC		
Q1 -12			2SC4081	TRANSISTOR	TEQ	

L : Scandinavia K : USA P : Canada R : Mexico I : Malaysia
Y : PX(Far East, Hawaii) T : Europe E : Europe G : Germany
Y : AAFES(Europe) X : Australia M : Other Areas
2 : RXD-720S

⚠ indicates safety critical components.

* New Parts

Parts without **Parts No.** are not supplied.
Les articles non mentionnés dans le **Parts No.** ne sont pas fournis.
Teile ohne **Parts No.** werden nicht geliefert.

28

Ref. No	Add-ress	New Parts	Parts No.	Description	Destination	Re-marks
Q13 -20			2SA1576A(R,S)	TRANSISTOR		
Q13 -20			2SB1218A(Q,R)	TRANSISTOR		
Q21			2SC4081	TRANSISTOR		
A1			W02-2561-05	ELECTRIC CIRCUIT MODULE		
CASSETTE MECHANISM UNIT (X28-2880-20)						
C1 ,2			CK45FB1H561K	CERAMIC 560PF K		
C3 ,4			CE04LW1C100M	ELECTRO 10UF 16WV		
C5 ,6			CK45FB1H391K	CERAMIC 390PF K		
C7 ,8			CE04LW1C220M	ELECTRO 22UF 16WV		
C9 ,10			CQ93FMG1H223J	MYLAR 0.022UF J		
C11 ,12			CK45FB1H332K	CERAMIC 3300PF K		
C15 ,16			CE04LW1H010M	ELECTRO 1.0UF 50WV		
C17 ,18			CK45FB1H471K	CERAMIC 470PF K		
C19 ,20			CE04LW1C100M	ELECTRO 10UF 16WV		
C21 ,22			CK45FB1H391K	CERAMIC 390PF K		
C23 ,24			CE04LW1C220M	ELECTRO 22UF 16WV		
C25 ,26			CQ93FMG1H223J	MYLAR 0.022UF J		
C27 ,28			CK45FB1H332K	CERAMIC 3300PF K		
C29 ,30			CE04LW1H010M	ELECTRO 1.0UF 50WV		
C31 ,32			CK45FB1H682K	CERAMIC 6800PF K		
C33 ,34			CK45FB1H102K	CERAMIC 1000PF K		
C35 ,36			CE04LW1HR47M	ELECTRO 0.47UF 50WV		
C37 ,38			CE04LW1H2R2M	ELECTRO 2.2UF 50WV		
C39 ,40			CE04LW1H0R1M	ELECTRO 0.1UF 50WV		
C41 ,42			CE04LW1C100M	ELECTRO 10UF 16WV		
C43 ,44			CE04LW1H2R2M	ELECTRO 2.2UF 50WV		
C45 ,46			CE04LW1HR47M	ELECTRO 0.47UF 50WV		
C47 ,48			CE04LW1H2R2M	ELECTRO 2.2UF 50WV		
C49 -52			CC45FSL1H221J	CERAMIC 220PF J		
C53 ,54			CQ93FMG1H472J	MYLAR 4700PF J		
C55			CE04LW1H010M	ELECTRO 1.0UF 50WV		
C56			CQ93FMG1H103J	MYLAR 0.010UF J		
C57			CE04LW1H0R1M	ELECTRO 0.1UF 50WV		
C58			CE04LW1C101M	ELECTRO 100UF 16WV		
C59 ,60			CE04LW1C220M	ELECTRO 22UF 16WV		
C61 ,62			CE04LW1C101M	ELECTRO 100UF 16WV		
C63			CE04LW1V4R7M	ELECTRO 4.7UF 35WV		
C64			CQ93FMG1H472J	MYLAR 4700PF J		
C65			CQ93FMG1H103J	MYLAR 0.010UF J		
C66			CQ93FMG1H472J	MYLAR 4700PF J		
C67			CQ93HP2A103J	MYLAR 0.010UF J		
C68			CK45FB2H471K	CERAMIC 470PF K		
C70 ,71			CE04LW1C100M	ELECTRO 10UF 16WV		
C73			CK45FF1H103Z	CERAMIC 0.010UF Z		
C74			CC45FSL1H101J	CERAMIC 100PF J		
C75 ,76			CK45FF1H103Z	CERAMIC 0.010UF Z		
C77			CE04LW1C331M	ELECTRO 330UF 16WV		
CN1			E40-3247-05	PIN ASSY		
CN2			E40-3250-05	PIN ASSY		
CN3 ,4			E40-4609-05	PIN ASSY		
CN5			E40-4900-05	FLAT CABLE CONNECTOR		
CN6			E40-4977-05	PIN ASSY		

L : Scandinavia K : USA P : Canada R : Mexico I : Malaysia
Y : PX(Far East, Hawaii) T : Europe E : Europe G : Germany
Y : AAFES(Europe) X : Australia M : Other Areas

⚠ indicates safety critical components.

PARTS LIST

RXD-500/700

* New Parts
Parts without **Parts No.** are not supplied.
Les articles non mentionnés dans le **Parts No.** ne sont pas fournis.
Teile ohne **Parts No.** werden nicht geliefert.

29

Ref. No	Add-ress	New Parts	Parts No.	Description	Desti-nation	Re-marks
L1 ,2		*	L79-1242-05	LC FILTER		
L5 ,6			L40-1035-29	SMALL FIXED INDUCTOR(10MH, J)		
L7		*	L32-0592-05	BIAS OSCILLATING COIL		
△ R43			RD14NB2E100J	RD 10 J 1/4W		
△ R53			RD14NB2E100J	RD 10 J 1/4W		
△ R62			RD14NB2E101J	RD 100 J 1/4W		
△ R94			RD14NB2E1R5J	RD 1.5 J 1/4W		
VR1 ,2			R12-0605-05	TRIMMING POT.(220)		
VR3 ,4			R12-5651-05	TRIMMING POT.(100K)		
VR5 ,6			R12-1616-05	TRIMMING POT.(1K)		
VR7 ,8			R12-0605-05	TRIMMING POT.(220)		
D1 -4			HSS104	DIODE		
D1 -4			1SS133	DIODE		
D5			MTZJ2.7(B)	ZENER DIODE		
D5			UZ-2.7BSB	ZENER DIODE		
IC1		*	HA12209F	ANALOGUE IC		
IC2 ,3			BA328	IC		
IC4		*	BA3126N	ANALOGUE IC		
IC5			BA10393	ANALOGUE IC		
IC6		*	NJU3714D	MOS-IC		
Q1 -4			2SC3246	TRANSISTOR		
Q5			2SC2003(L,K)	TRANSISTOR		
Q7 ,8			2SC1740S(Q,R)	TRANSISTOR		
Q7 ,8			2SC2785(F,E)	TRANSISTOR		
Q9			DTA124ESA	DIGITAL TRANSISTOR		
Q9			UN4112	DIGITAL TRANSISTOR		
Q10 ,11			2SC1845(F,E)	TRANSISTOR		
Q12			DTC124ESA	DIGITAL TRANSISTOR		
Q12			UN4212	DIGITAL TRANSISTOR		
CD MECHANISM UNIT (X32-3270-20)						
C1			CQ93FMG1H103J	MYLAR 0.010UF J		
C2			CQ93FMG1H472J	MYLAR 4700PF J		
C3			CC45FSL1H470J	CERAMIC 47PF J		
C4			CE04LW1HR47M	ELECTRO 0.47UF 50WV		
C5			CE04LW1A101M	ELECTRO 100UF 10WV		
C6			CQ93FMG1H223J	MYLAR 0.022UF J		
C7			CE04HW1H2R2M	NP-ELEC 2.2UF 50WV		
C8 ,9			CQ93FMG1H104J	MYLAR 0.10UF J		
C11			CC45FSL1H221J	CERAMIC 220PF J		
C12			CK45FF1H473Z	CERAMIC 0.047UF Z		
C13			CE04LW1H100M	ELECTRO 10UF 50WV		
C14			CQ93FMG1H333J	MYLAR 0.033UF J		
C15			CQ93FMG1H103J	MYLAR 0.010UF J		
C16			CC45FSL1H151J	CERAMIC 150PF J		
C17			CE04HW1E100M	NP-ELEC 10UF 25WV		
C18			CQ93FMG1H103J	MYLAR 0.010UF J		
C19			CQ93FMG1H333J	MYLAR 0.033UF J		
C20			CE04LW1A101M	ELECTRO 100UF 10WV		
C21 ,22			CK45FF1H103Z	CERAMIC 0.010UF Z		
C23			CQ93FMG1H333J	MYLAR 0.033UF J		
C24			CQ93FMG1H103J	MYLAR 0.010UF J		
C25			CQ93FMG1H222J	MYLAR 2200PF J		
C26			CQ93FMG1H103J	MYLAR 0.010UF J		
C28			CC45FSL1H560J	CERAMIC 56PF J		

* New Parts
Parts without **Parts No.** are not supplied.
Les articles non mentionnés dans le **Parts No.** ne sont pas fournis.
Teile ohne **Parts No.** werden nicht geliefert.

30

Ref. No	Add-ress	New Parts	Parts No.	Description	Desti-nation	Re-marks
C29			CE04LW1A101M	ELECTRO 100UF 10WV		
C30			CQ93FMG1H332J	MYLAR 3300PF J		
C31			CK45FF1H473Z	CERAMIC 0.047UF Z		
C32			CK45FF1H103Z	CERAMIC 0.010UF Z		
C33			CE04LW1HR47M	ELECTRO 0.47UF 50WV		
C34			CE04LW0J331M	ELECTRO 330UF 6.3WV		
C35			CE04LW1H010M	ELECTRO 1.0UF 50WV		
C36			CK45FB1H391K	CERAMIC 390PF K		
C37 ,38			CK45FF1H103Z	CERAMIC 0.010UF Z		
C40			CK45FF1H103Z	CERAMIC 0.010UF Z		
C41			CE04LW1C101M	ELECTRO 100UF 16WV		
C42			CK45FF1H103Z	CERAMIC 0.010UF Z		
C44			CE04LW1C331M	ELECTRO 330UF 16WV		
C47 ,48			CC45FSL1H271J	CERAMIC 270PF J		
C51 ,52			CE04LW1H100M	ELECTRO 10UF 50WV		
C53 ,54			CQ93FMG1H152J	MYLAR 1500PF J		
C55 -57			CK45FF1H103Z	CERAMIC 0.010UF Z		
C62			CK45FF1H103Z	CERAMIC 0.010UF Z		
C63 -65			CC45FSL1H101J	CERAMIC 100PF J		
C66			CK45FF1H103Z	CERAMIC 0.010UF Z		
C69			CC45FSL1H101J	CERAMIC 100PF J		
C70			CK45FB1H152K	CERAMIC 1500PF K		
C71			CE04LW0J331M	ELECTRO 330UF 6.3WV		
C72 ,73			CK45FF1H103Z	CERAMIC 0.010UF Z		
C75			CK45FF1H103Z	CERAMIC 0.010UF Z		
C79 ,80			CE04LW1H100M	ELECTRO 10UF 50WV		
C81			CK45FF1H103Z	CERAMIC 0.010UF Z		
CN1			E40-8037-05	FLAT CABLE CONNECTOR		
CN2			E40-4979-05	PIN ASSY		
CN3			E40-4377-05	PIN ASSY		
CN4			E40-4763-05	PIN ASSY		
CN5			E40-3247-05	PIN ASSY		
CN6			E40-4762-05	PIN ASSY		
CN7			E40-3258-05	PIN ASSY		
E3 ,4			J11-0098-05	WIRE CLAMPER		
L1			L40-1001-17	SMALL FIXED INDUCTOR(10UH,K)		
X1			L78-0299-05	RESONATOR (16.93M)		
△ R59			RD14NB2E1R0J	RD 1 J 1/4W		
△ R60			RD14NB2E4R7J	RD 4.7 J 1/4W		
△ R83			RD14NB2E3R3J	RD 3.3 J 1/4W		
△ R121 ,122			RD14NB2E6R8J	RD 6.8 J 1/4W		
△ VR1		*	R12-3102-05	TRIMMING POT.		
VR2 ,3			R12-3103-05	TRIMMING POT.(47K 5%)		
D1 -5			HSS104	DIODE		
D1 -5			1SS133	DIODE		
D7 -9			HSS104	DIODE		
D7 -9			1SS133	DIODE		
D10 ,11			S5688B	DIODE		
D10 ,11			1SR139-400	DIODE		
D14 ,15			HZS5.6N(B2)	ZENER DIODE		
D14 ,15			RD5.6ES(B2)	ZENER DIODE		
D17 ,18			HSS104	DIODE		

L : Scandinavia K : USA P : Canada R : Mexico I : Malaysia
Y : PX(Far East, Hawaii) T : Europe E : Europe G : Germany
Y : AAFES(Europe) X : Australia M : Other Areas

△ indicates safety critical components.

L : Scandinavia K : USA P : Canada R : Mexico I : Malaysia
Y : PX(Far East, Hawaii) T : Europe E : Europe G : Germany
Y : AAFES(Europe) X : Australia M : Other Areas

△ indicates safety critical components.

* New Parts
 Parts without **Parts No.** are not supplied.
 Les articles non mentionnés dans le **Parts No.** ne sont pas fournis.
 Teile ohne **Parts No.** werden nicht geliefert.

31

Ref. No	Add-ress	New Parts	Parts No.	Description	Desti-nation	Re-marks
D17 ,18			1SS133	DIODE		
IC1			CXA1782BQ*1	ANALOGUE IC		
IC2		*	CXD2509Q	MOS-IC		
IC3			LA6537	ANALOGUE IC		
IC4		*	LB1648	ANALOGUE IC		
IC5			NJU3711D	MOS-IC		
IC6			TC74HC166AP	IC(8BIT SHIFT REGISTER)		
Q1			2SC1740S(Q,R)	TRANSISTOR		
Q1			2SC2785(F,E)	TRANSISTOR		
Q2			2SA954(L,K)	TRANSISTOR		
Q3 ,4			DTA124ESA	DIGITAL TRANSISTOR		
Q3 ,4			UN4112	DIGITAL TRANSISTOR		
Q5			2SA1286-T11	TRANSISTOR		
Q7 ,8			2SA1175(F,E)	TRANSISTOR		
Q7 ,8			2SA933AS(Q,R)	TRANSISTOR		
Q9 ,10			2SC2878(B)	TRANSISTOR		
CD MECHANISM (D40-1544-08)						
101	3B		A10-3119-08	CHASSIS (MAIN)		
102	3A		A15-0089-08	FRAME (MD-B)		
105	2A		D10-3538-08	SLIDER (LIFT)		
108	2A		D10-3638-08	LEVER (BRAKE)		
109	2B		D10-3496-08	FRICTION ARM ASSY		
110	2A		D10-3659-04	FEED SHAFT		
113	1A		D13-1599-08	GEAR (IDLER)		
114	2B		D13-1600-08	GEAR (LOAD)		
115	2B		D13-1601-08	GEAR (CENTER)		
117	3A		D13-1603-08	CAM GEAR(UP/DOWN)		
118	1A		D13-1604-08	GEAR (HELICAL)		
119	2A		D13-1765-03	GEAR		
120	2B,3B		D14-0361-08	ROLLER (TRAY)		
122	2B		D15-0366-08	PULLEY (LOAD)		
123	2B		D16-0363-08	DRIVE BELT		
125	2B		D21-1762-08	SHAFT (PULLEY)		
126	2A		D13-1763-04	GEAR (MIDDLE)		
132	1I		E35-0811-08	3P WIRE		
133	1I		E35-1184-08	6P WIRE		
134	1I		E35-1185-08	6P FLAT WIRE		
135	1I		E35-1186-08	6P WIRE (TU-D)		
136	1I		E35-1187-08	16P FLAT CABLE CONNECTOR		
137	3A		E40-3264-05	CONNECTOR		
140	1A		F07-0773-08	COVER (TRAY)		
141	2A		N19-1441-08	WASHER		
142	1B		F07-0770-08	COVER		
143	1B		N19-1435-05	FLAT WASHER		
145	3A		G01-3806-18	SPRING (MD-G)		
146	3A		G01-3807-18	SPRING (MD-H)		
148	3A		G01-3663-08	SPRING (CAM)		
149	2B		G01-3664-08	SPRING (LOCK)		
150	2A		G01-3931-08	SPRING (BRAKE)		
151	2A		G01-3768-08	SPRING (LEFT)		
152	1A,1B		G16-0821-04	SHEET (TRAY)		
153	3B		G16-0856-08	FILAMENT TAPE		

L : Scandinavia K : USA P : Canada R : Mexico I : Malaysia
 Y : PX(Far East, Hawaii) T : Europe E : Europe G : Germany
 Y : AAFES(Europe) X : Australia M : Other Areas

⚠ indicates safety critical components.

* New Parts
 Parts without **Parts No.** are not supplied.
 Les articles non mentionnés dans le **Parts No.** ne sont pas fournis.
 Teile ohne **Parts No.** werden nicht geliefert.

32

Ref. No	Add-ress	New Parts	Parts No.	Description	Desti-nation	Re-marks
155	2A		J02-1133-08	INSULATOR		
156	2B		J11-0813-08	CLAMPER		
157	1B		J19-3758-08	BRACKET (CLAMP)		
158	2B		J19-3660-08	BRACKET (GEAR)		
159	2B,3B		J19-3661-08	BRACKET (TRAY)		
160	3A		J61-0081-05	SK BINDER	SKB-100	
161	1A		J99-0541-08	TRAY	(SLIDE)	
162	1A		J99-0542-08	TRAY	(ROTARY)	
163	2A		J90-0844-03	GUIDE	(RAIL)	
L			N09-2658-08	SCREW		
M			N09-3053-08	SCREW		
N			N09-3107-08	SCREW		
P			N09-3140-08	SCREW		
Q			N09-3141-08	SCREW		
165	2B		S33-2061-05	LEVER SWITCH		
166	1A,2A		S64-0015-08	LEVER SWITCH	JPS1220-0201	
167	3A		S74-0065-05	LEAF SWITCH		
171	1B		T99-0544-05	MAGNET		
DM	3A		A11-1114-08	T T CHASSIS ASSY		
FM	3A		T42-0872-08	FEED MOTOR ASSY		
LM	3B		T42-0682-08	MOTOR PULLEY ASSY		
PU	3A		T25-0050-05	PICKUP (KCP1H)		
RTM	2B		T42-0683-08	MOTOR WORM ASSY		
CASSETTE DECK (D40-1545-08)						
401	1D		A10-3340-08	CHASSIS		
402	2C		A10-3350-08	HEAD CHASSIS		
403	1E		A11-1119-08	MECHA BASE ASSY		
404	2E		D01-0201-08	FLYWHEEL ASSY (R)		
405	1C		D01-0202-08	FLYWHEEL ASSY (L)		
406	2D		D10-3711-08	INTER LOCK ARM (BR)B		
407	1C		D10-3712-08	INTER LOCK ARM (BL)A		
408	2E		D10-3717-08	TRIGGER ARM		
409	2E		D10-3718-08	BRAKE ARM		
410	2D		D13-1809-08	CAM GEAR		
411	1E		D13-1810-08	IDLER GEAR (REM)		
412	1D		D13-1811-08	IDLER GEAR		
413	1C,2C		D13-1813-08	RETURN GEAR		
414	1C,2C		D13-1814-08	ROTATOR		
415	1C,2E		D13-1812-08	REEL GEAR		
416	2D		D14-0387-08	PINCH ASSY (R)		
417	2C0		D14-0388-08	PINCH ASSY (L)		
418	1D		D15-0400-08	PULLEY GEAR		
419	2E		D16-0716-08	DRIVE BELT		
420	2E		D16-0717-08	CLUTCH BELT (W)		
421	1D		D19-0306-08	CLUTCH ASSY		
422	2C		D23-0329-08	HOUSING ASSY (L)		
423	2D		D23-0330-08	HOUSING ASSY (R)		
424	1D,1E		E30-2409-08	LED		
425	1E		E35-0986-08	15P FLAT RIBBON WIRE		
426	2E		E35-1817-08	HEAD WIRE (PB)		
427	1E		E35-1818-08	MOTOR WIRE		
428	2C		E35-1820-08	HEAD WIRE (RP)		
429	1C,2D		G01-3709-08	B.T SPRING		
430	2E		G01-3990-08	TRIGGER ARM SP		

L : Scandinavia K : USA P : Canada R : Mexico I : Malaysia
 Y : PX(Far East, Hawaii) T : Europe E : Europe G : Germany
 Y : AAFES(Europe) X : Australia M : Other Areas

⚠ indicates safety critical components.

PARTS LIST

RXD-500/700

* New Parts
 Parts without **Parts No.** are not supplied.
 Les articles non mentionnés dans le **Parts No.** ne sont pas fournis.
 Teile ohne **Parts No.** werden nicht geliefert.

33

Ref. No	Add- ress	New Parts	Parts No.	Description	Desti- nation	Re- marks
431	1D		G01-3991-08	CLUTCH ARM SP		
432	2C		G01-3992-08	HERD RETURN SP		
433	2D		G01-3993-08	HERD CHASSIS SP		
434	1C,2C		G01-3994-08	RETURN GEAR SP		
435	1C,2C		G01-3995-08	EARTH SP		
436	1C		G01-3996-08	INTER LOCK SP (BL)		
437	1C,2D		G01-3997-08	INTER LOCK SP (C)		
438	2E		G01-3998-08	BRAKE ARM SP		
439	2D		G01-3999-08	INTER LOCK SP (BR)		
440	1D		G02-0913-08	PACK SP		
441	1C,2C		G02-1623-08	AZIMUTH PLATE		
442	1C,2C		G11-2100-08	HEAD WIRE CLAMP		
443	1E		J19-3652-08	CABLE HOLDER		
444	2C		J19-5827-08	CONNECTOR (3P) S3B-PH		
445	2C		J19-5828-08	CONNECTOR S6B-PH		
446	2D		J21-6473-08	H/D RETURN PLATE		
447	1C,2C		J21-6474-08	HEAD PLATE		
448	2D		J21-6500-08	BKT (B)		
449	1E		J26-0063-08	MECHA PCB (CHL)		
450	1C,2C		J31-0877-08	ROTATOR COLLAR		
451	1C,2C		J39-0200-08	HEAD BASE		
452	1C,2D		J42-0183-08	REEL BUSH		
453	2E		J69-0086-08	FILAMENT TAPE		
454	2D		J90-0849-08	CASSETTE GUIDE		
455	1C,2D		D19-0270-08	REEL CAP (A)		
473	1D,1E		RD14BB2C222J	RESISTOR 2.2ohm		
474	1E		RD14BB2C471J	RESISTOR 470ohm		
475	1E		S74-0033-08	REC SWITCH		
476	1E		S74-0042-08	PLAY SWITCH		
479	1E		T42-0884-08	MOTOR ASSY		
480	1E		T94-0239-08	SOLENOID ASSY		
481	1E		T95-0154-08	PHOTO INTERRUPTER		
482	2C		W02-2599-08	HEAD PCB		
CB			N09-1497-08	TAPTITE SCREW 2X5		
CC			N09-3384-08	TAPPING SCREW 1.7X8		
CD			N09-2877-08	TAPTITE SCREW 2X4		
CE			N09-2900-08	BIND TAPPING SCREW 2X6		
CF			N35-2604-08	BINDING SCREW 2.6X4		
CG			N09-3112-08	AZIMUTH SCREW		
CH			N09-3371-08	SCREW (CAM)		
CJ			N19-1439-08	POLY MASHER 4X7X.04CUT		
CK			N19-1355-08	NYLON WASHER 1.9X5X0.5		
CL			N19-1354-08	NYLON WASHER 2.19X5.5X0.5		
CM			N19-1387-08	TEFLON WASHER 4.1X5.5X0.25		
CN			N19-1384-08	POLY WASHER 2.1X5X0.25		
CP			N19-1388-08	POLY WASHER 1.57X4X0.5CUT		
CQ			N19-1385-08	POLY WASHER 2.3X4X0.25		
CR			N09-3366-08	SCREW (INTER LOCK)		
CA			N09-3372-08	HEAD SCREW		
CS			N19-1316-08	POLY WASHER 1.8X6X0.5CUT		
CT			N19-1288-08	POLY WASHER 1.57X5X0.5CUT		
PH	1C		T31-0074-08	POTATION HEAD		
RPEH	2C		T31-0075-08	ROTATION HEAD (RP) KC9142		

L : Scandinavia K : USA P : Canada R : Mexico I : Malaysia
 Y : PX(Far East, Hawaii) T : Europe E : Europe G : Germany
 Y : AAFES(Europe) X : Australia M : Other Areas

△ indicates safety critical components.

RXD-500/700

PARTS LIST

RXD-500/700

SPECIFICATIONS

Main unit (RXD-750/700/550/500)

[Amplifier section]

Rated power output (RXD-750/700)

STEREO MODE

100 watts per channel minimum RMS, both channels driven, at 6Ω,
1 kHz with no more than 10 % total harmonic distortion.

(DIN) 1 kHz at 6 Ω, 0.7 % T.H.D..... 70 W + 70 W

Rated power output (RXD-550/500)

STEREO MODE

70 watts per channel minimum RMS, both channels driven, at 6Ω,
1 kHz with no more than 10 % total harmonic distortion.

(DIN) 1 kHz at 6 Ω, 0.7 % T.H.D..... 50 W + 50 W

Input sensitivity / Impedance

AUX 200 mV / 30 kΩ

MIC 3.0 mV / 20 kΩ

Signal to noise ratio

AUX 85 dB (IHF'66)

[FM Tuner section]

Tuning frequency range 87.5 MHz ~ 108 MHz

[MW (AM) Tuner section]

Tuning frequency range 531 kHz ~ 1,602 kHz

[LW Tuner section]

Tuning frequency range 153 kHz ~ 279 kHz

[Cassette deck section]

Track 4-track, 2-channel stereo

Recording system AC bias system

(Frequency: 105 kHz)

Heads

A deck Playback head 1

B deck Playback / recording head 1

Erasing head 1

Motors 2

Fast winding time Approx. 115 seconds

(C-60 tape)

[CD player section]

Laser Semiconductor laser

Playing rotation 200 rpm ~ 500 rpm (CLV)

Wow & Flutter Unmeasurable Limit

General

Power consumption

RXD-750/700 200 W

RXD-550/500 150 W

Dimensions W: 270 mm

H: 330 mm

D: 357 mm

Weight (net)

RXD-750/700 10.2kg

RXD-550/500 9.5 kg

RXD-500/700

SPECIFICATIONS

Main unit

[Amplifier section]

Rated power output (RXD-720S/760/710/750/700)

100 watts per channel minimum RMS, both channels driven, at 6Ω,
1 kHz with no more than 10 % total harmonic distortion.

Rated power output (RXD-520S/560/550/500)

70 watts per channel minimum RMS, both channels driven, at 6Ω,
1 kHz with no more than 10 % total harmonic distortion.

Input sensitivity / Impedance

AUX 200 mV / 30 kΩ

MIC 3.0 mV / 22 kΩ

Output level / Impedance

SUPER WOOFER PRE OUT 1.8 V / 3.3 kΩ

Signal to noise ratio

AUX 85 dB (IHF'66)

[FM Tuner section]

Tuning frequency range 87.5 MHz ~ 108 MHz

[AM (MW) Tuner section]

Tuning frequency range

9 kHz step 531 kHz ~ 1,602 kHz

10 kHz step 530 kHz ~ 1,610 kHz

[SW Tuner section] (RXD-720S/520S)

Tuning frequency range 5.9 MHz ~ 17.9 MHz

[Cassette deck section]

Track 4-track, 2-channel stereo

Recording system AC bias system
(Frequency: 105 kHz)

Heads

A deck Playback head 1

B deck Playback / recording head 1

Erasing head 1

Motors 2

Fast winding time Approx. 115 seconds
(C-60 tape)

[CD player section]

Laser Semiconductor laser

Playing rotation 200 rpm ~ 500 rpm (CLV)

Wow & Flutter Unmeasurable Limit

General

Power consumption

RXD-720S/760/710/750/700 200 W

RXD-520S/560/550/500 150 W

Dimensions W: 270 mm

H: 330 mm

D: 357 mm

Weight (net)

RXD-720S/760/710/750/700 10.2 kg

RXD-520S/560/550/500 9.5 kg



1. KENWOOD follows a policy of continuous advancements in development. For this reason specifications may be changed without notice.
2. Sufficient performance may not be exhibited at extremely cold locations (where water freezes).

Note:

Component and circuit are subject to modification to insure best operation under differing local conditions. This manual is based on Europe (E) standard, and provides information on regional circuit modification through use of alternate schematic diagrams, and information on regional component variations through use of parts list.

RTV servis Horvat

Tel: ++385-31-856-637

Tel/fax: ++385-31-856-139

Mob: 098-788-319

www.rtv-horvat-dj.hr

KENWOOD CORPORATION

14-6, Dogenzaka 1-chome, Shibuya-ku, Tokyo, 150 Japan

KENWOOD SERVICE CORPORATION

P.O. BOX 22745, 2201 East Dominguez St., Long Beach, CA 90801-5745, U.S.A.

KENWOOD ELECTRONICS CANADA INC.

6070 Kestrel Road, Mississauga, Ontario, Canada L5T 1S8

KENWOOD ELECTRONICS LATIN AMERICA S.A.

P.O. BOX 55-2791, Piso 6 plaza Chase, Cl. 47 y Aquilino de la Guardia Panama, Republic de Panama

KENWOOD ELECTRONICS U.K. LIMITED

KENWOOD House, Dwight Road, Watford, Herts., WD1 8EB., United Kingdom

KENWOOD ELECTRONICS BENELUX N.V.

Meachelsesteenweg 418, B-1930 Zaventem, Belgium

KENWOOD ELECTRONICS DEUTSCHLAND GMBH

Rembrücker Str. 15, 63150 Heusenstamm, Germany

KENWOOD ELECTRONICS FRANCE S.A.

13 Boulevard Ney, 75018 Paris, France

KENWOOD ELECTRONICS ITALIA S.p.A.

Via G. Sirtori, 7/9 20129, Milano, Italy

KENWOOD IBÉRICA S.A.

Bolivia, 239-08020 Barcelona, Spain

KENWOOD ELECTRONICS AUSTRALIA PTY. LTD.

(A.C.N. 001499 074)

P.O. Box 504, 8 Figtree Drive, Australia Centre, Homebush, N.S.W. 2140, Australia

KENWOOD & LEE ELECTRONICS, LTD.

Unit 3712-3724, Level 37, Tower 1, Metroplaza, 223 Hing Fong Road, Kwai Fong N.T., Hong Kong

KENWOOD ELECTRONICS GULF FZE

P.O. Box 61318, Jebel Ali, Dubai, U.A.E.

KENWOOD ELECTRONICS SINGAPORE PTE LTD.

No. 1 Genting Lane #02-02, KENWOOD Building, Singapore, 349544

KENWOOD ELECTRONICS (MALAYSIA) SDN BHD.

#4.01 Level 4, Wisma Academy Lot 4A, Jalan 19/1 46300 Petaling Jaya Selangor Darul Ehsan Malaysia