

MINI HiFi COMPONENT SYSTEM

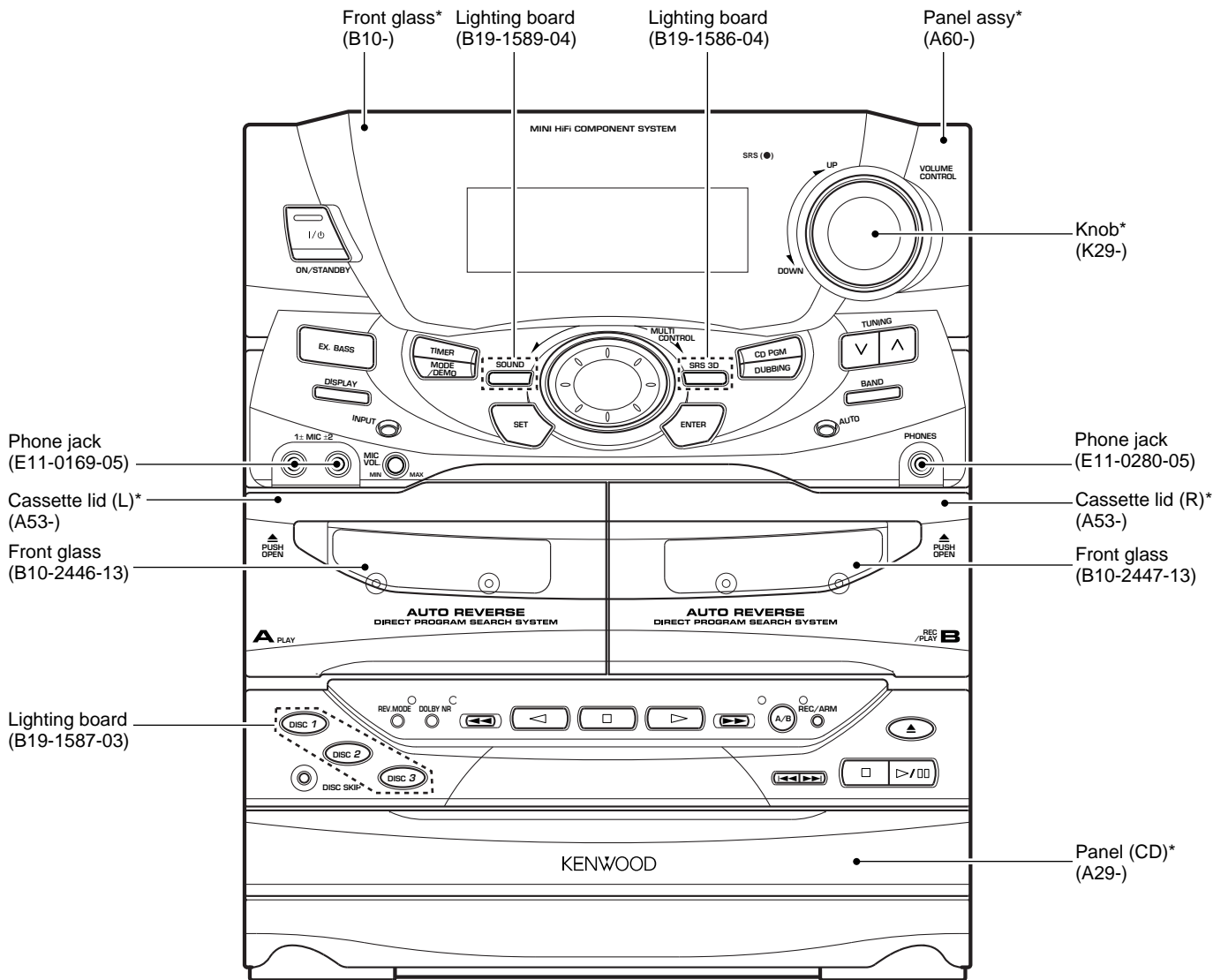
RXD-501/501E/501W/551/551E/551W/571S/A5/
701/701E/701W/751/751E/751W/771S/A8

SERVICE MANUAL

(XD-501~A8)**

KENWOOD

© 1998-3/B51-5420-00 (K/K) 3661



**Refer to page 2 if you want to know system configuration.

* Refer to parts list on page 58.

In compliance with Federal Regulations, following are reproductions of labels on, or inside the product relating to laser product safety.

Refer to RXD-500/700 (B51-5300-00), If you require TUNER preset frequency in detail.

KENWOOD-Crop. certifies this equipment conforms to DHHS Regulations No. 21 DFR 1040. 10, Chapter 1, Subchapter J.

DANGER : Laser radiation when open and interlock defeated. AVOID DIRECT EXPOSURE TO BEAM


CONTENTS / ACCESSORIES

Contents

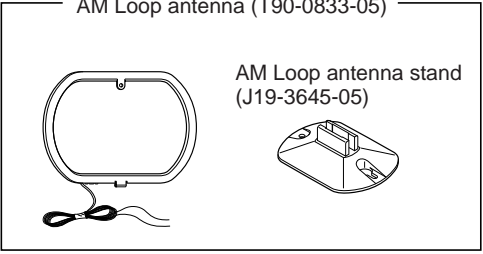
CONTENTS / ACCESSORIES	2	WIRING DIAGRAM	17
EXTERNAL VIEW	3	PC BOARD	19
DISASSEMBLY FOR REPAIR	4	SCHEMATIC DIAGRAM	27
BLOCK DIAGRAM	5	EXPLODED VIEW	55
CIRCUIT DESCRIPTION	6	PARTS LIST	58
ADJUSTMENT	13	SPECIFICATIONS	Back cover
WIRING DIAGRAM	17		

Accessories

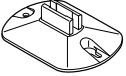
FM Indoor antenna
(T90-0801-05): KPXYMM2
(T90-0836-05): TEQE2



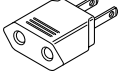
AM Loop antenna (T90-0833-05)



AM Loop antenna stand (J19-3645-05)

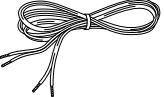


AC plug adaptor (1)
(E03-0115-05)

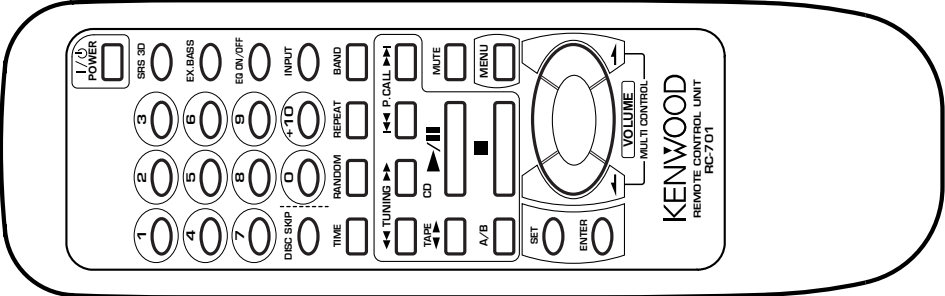


Use to adapt the plug on the power cord to the shape of the wall outlet.
(Accessory only for regions where use is necessary.)

Speaker cords (4)
XD-A8/XD-7....Series
Speaker cords (2)
XD-A5/XD-5....Series




Remote control unit (1)
(A70-1201-05) :KPMXYM2

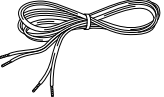


Battery cover (A09-0399-08)

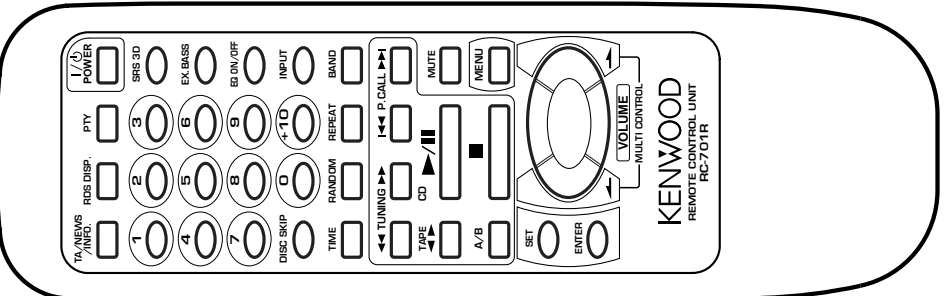
Batteries (R6/AA)



Attached with to speaker unit




Remote control unit (1)
(A70-1202-05) : QETE2



Battery cover (A09-0399-08)

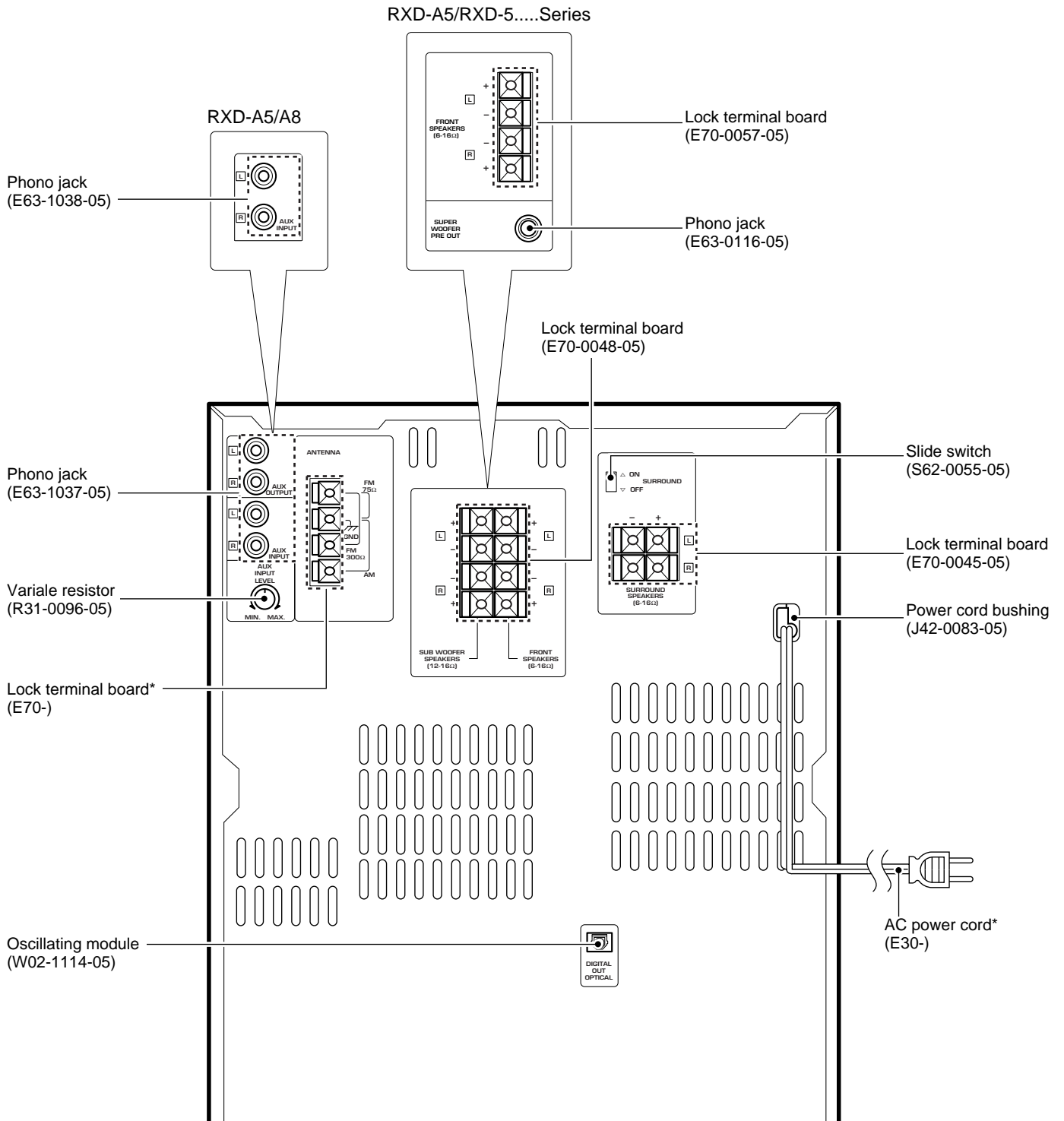
Speaker cushion (8)



System configuration

SYSTEM	MAIN UNIT	SPEAKER	SP CORD PARTS NO.	DESTI-NATION	SYSTEM	MAIN UNIT	SPEAKER	SP CORD PARTS NO.	DESTI-NATION
XD-501	RXD-501	LS-501	E30-5474-08	TE	XD-A5	RXD-A5	LS-451	E30-5120-08	KP
XD-501	RXD-501	LS-501	E30-5475-05	X	XD-701	RXD-701	LS-701	E30-5471-05	TEX
XD-501W	RXD-501W	LS-501	E30-5474-08	Q	XD-701W	RXD-701W	LS-701	E30-5471-05	Q
XD-501E	RXD-501E	LS-501	E30-5474-08	E2	XD-701E	RXD-701E	LS-701	E30-5471-05	E2
XD-551	RXD-551	LS-551	E30-5475-05	MX Y	XD-751	RXD-751	LS-751	E30-5471-05	MX YTE
XD-551	RXD-551	LS-551	E30-5474-08	TE	XD-751W	RXD-751W	LS-751	E30-5471-05	Q
XD-551W	RXD-551W	LS-551	E30-5474-08	Q	XD-751E	RXD-751E	LS-751	E30-5471-05	E2
XD-551E	RXD-551E	LS-551	E30-5474-08	E2	XD-771S	RXD-771S	LS-751	E30-5471-05	M2
XD-571S	RXD-571S	LS-551	E30-5475-05	M2	XD-A8	RXD-A8	LS-751	E30-5471-05	KP

EXTERNAL VIEW



* Refer to parts list on page 58.

DISASSEMBLY FOR REPAIR

1. How to remove the front panel.

- (1) Turn the power ON and then push the open/close key to open the tray.
- (2) After removed the tray cover, push the open/close key to close the tray and then turn the power OFF.
- (3) Remove the push rivet (①) and 4 screws (②, ③).
- (4) The front panel can be separated by removing the 3 screws (④) located at the bottom plate of the front panel.

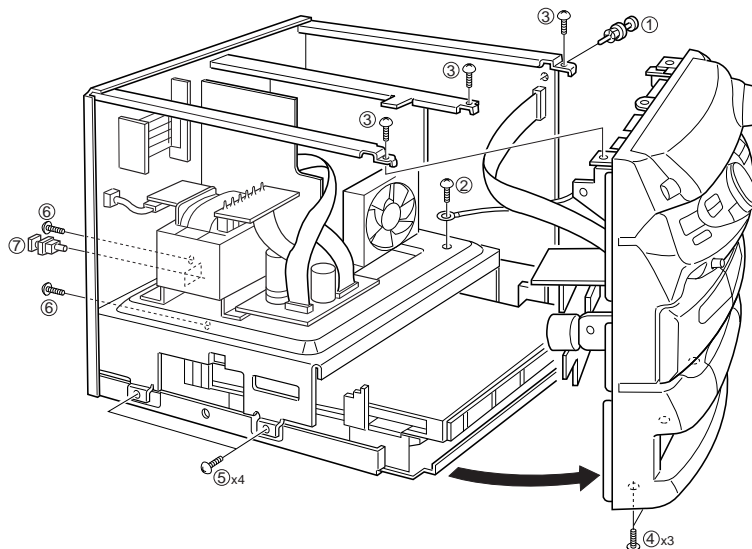


Fig.1

2. How to remove the CD mechanism

- (1) Remove 4 screws (⑤) on the left side/right side of chassis.
- (2) Remove 2 screws (⑥) and the cap (⑦) on the rear panel.
- (3) Disengage the CD mechanism as FIG.2.

3. How to open the tray if not comes out.

- (1) From the rear side of the CD mechanism, use a screw driver or the like to turn the friction arm fully counterclockwise.
- (2) Pull out the tray front wards by hand when the tray comes just out.

* As for details of items in the below, refer to RXD-F3 service manual (B51-5091-00).

- (1) How to detach the tray.
- (2) How to attach the tray.
- (3) Replacing the pickup.

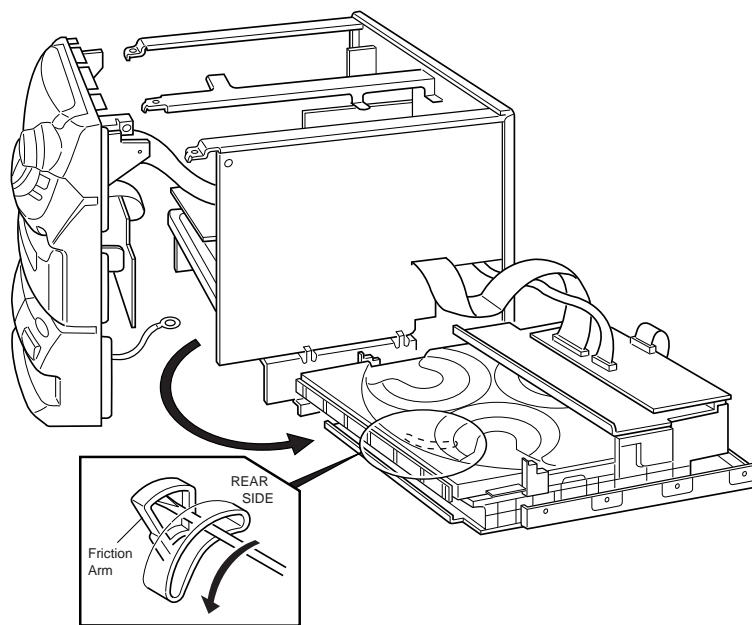
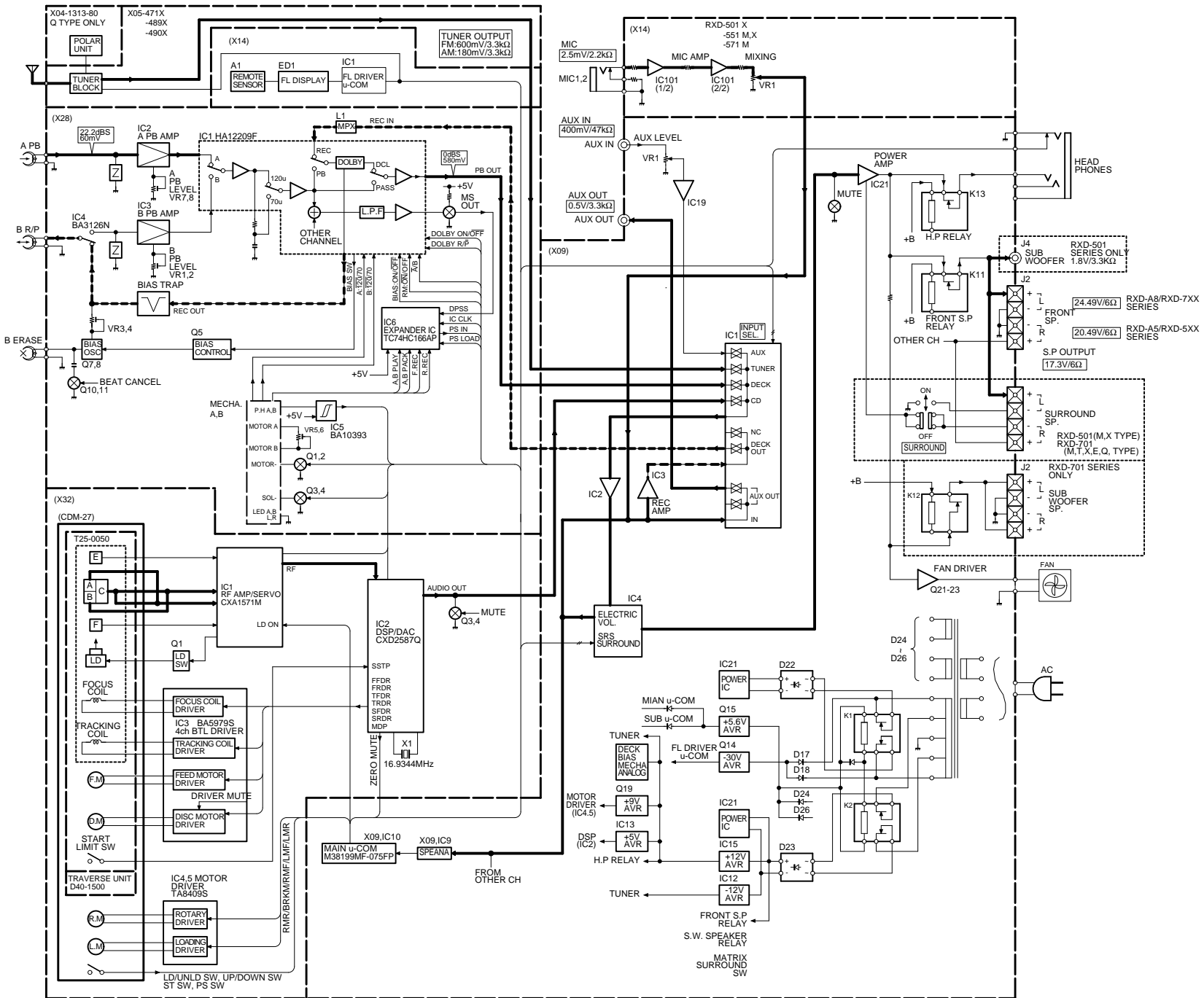


Fig.2

BLOCK DIAGRAM



RXD-501/701

CIRCUIT DESCRIPTION

1. Initialization

1-1 Setting of initial conditions

While pressing the [ENTER] key, plug the AC cord into the AC power outlet.

1-2 Initializing operation

- A microcomputer is initialized for start when the AC power is turned on while pressing the [ENTER] key. At that time, CD mechanism and CASSETTE mechanism are also initialized.
- During the initial operation, the display shows "INITIALIZE" and after that the clock blinks up on display.

1-3 Initial items and back up data

	ITEMS	
AMP	⌘ POWER	OFF
	⌘ VOLUME	45
	⌘ BALANCE	CENTER
	MUTING	OFF
	EQ	OFF (ROCK)
	⌘ EQ. MANU	FLAT
	EX. BASS	ON
	⌘ SRS 3D	OFF
	⌘ S.W.	LEVEL 3 (RXD-701/751 ONLY)
	⌘ INPUT SEL	TUNER
	⌘ 3D LEVEL	LEVEL +5
	⌘ DEMO	ON
TUNER	⌘ BAND	FM
	⌘ LAST f	LOWEST FREQUENCY
	⌘ LAST Pch	— —
	⌘ AUTO/MONO	AUTO
	⌘ Pch	TEST f
CLOCK TIMER	⌘ CLOCK	AM 12 : 00
	⌘ PROG ON	AM 12 : 00
	⌘ PROG OFF	AM 12 : 00
	⌘ PRO MODE	TIMER PLAY
	⌘ SOURCE	TUNER
	⌘ Pch	1
	⌘ EXE	OFF
	⌘ OTT	OFF
	SLEEP	OFF
DECK	⌘ DIRECTION	FORWARD
	⌘ RVS MODE	↷
	⌘ DOLBY NR	OFF
	A/B	B
	ACTIVE MODE	STOP
CD	PLAY MODE	TRACK
	REPEAT	OFF
	RANDOM	OFF
	PLAY MODE	STOP
	TIME	SINGLE

⌘ back up data

1-4 Mechanism initialization

1-4-1 CD mechanism

- Disc unclamps (traverse down)
- Rotary tray rotates (1/3 rotation)
- If a mechanism error occurs, "C" is indicated on the display.

1-4-2 DECK mechanism

- When initial condition becomes NG for the third time, decide the error.
The error condition is displayed as "X" on the display.

1-4-3 Error display

CD X ERR

CIRCUIT DESCRIPTION

2. Destination list of tuner

Destination	DSW				Band	Receiving frequency range	Channel space	IF	RF	PORT 47
	3(83pin)	2(84pin)	1(85pin)	(86pin)						
K1	0	0	0	0	FM	87.5MHz~108.0MHz	100kHz	+10.7MHz	25kHz	0
					AM	530kHz~1700kHz	10kHz	+450kHz	10kHz	0
K2	0	0	0	1	FM	87.5MHz~108.0MHz	100kHz	+10.7MHz	25kHz	1
					AM	530kHz~1610kHz	10kHz	+450kHz	10kHz	0
K3	1	0	0	1	FM	87.5MHz~108.0MHz	100kHz	+10.7MHz	25kHz	1
					MW	530kHz~1610kHz	10kHz	+450kHz	10kHz	0
					SW	5.9MHz~17.9MHz	5kHz	+450kHz	5kHz	0
E1	0	0	1	1	FM	87.5MHz~108.0MHz	50kHz	+10.7MHz	25kHz	0
					AM	531kHz~1602kHz	9kHz	+450kHz	9kHz	0
E3	1	0	1	1	FM	87.5MHz~108.0MHz	50kHz	+10.7MHz	25kHz	0
					MW	531kHz~1602kHz	9kHz	+450kHz	9kHz	0
					SW	5.9MHz~17.9MHz	5kHz	+450kHz	5kHz	0
E1 RDS	0	1	0	1	FM	87.5MHz~108.0MHz	50kHz	+10.7MHz	25kHz	0
					AM	531kHz~1602kHz	9kHz	+450kHz	9kHz	0
E2 RDS	0	1	1	0	FM	87.5MHz~108.0MHz	50kHz	+10.7MHz	25kHz	0
					MW	531kHz~1602kHz	9kHz	+450kHz	9kHz	0
					LW	153kHz~279kHz	9kHz	+450kHz	9kHz	0
Q	0	1	1	1	FML	65.0MHz~74.0MHz	10kHz	+10.7MHz	5kHz	1
					FMH	87.5MHz~108.0MHz	50kHz	+10.7MHz	5kHz	0
					MW	531kHz~1602kHz	9kHz	+450kHz	9kHz	0
					LW	153kHz~279kHz	9kHz	+450kHz	9kHz	0

3. Test mode

3-1 Test mode of the receiver

3-1-1 Setting of the test mode

While pressing the [INPUT] key or [Band] key, plug the AC power cord into AC outlet.

3-1-2 Canceling of the test mode

Unplug the AC power cord.

3-1-3 Condition in test mode

POWER ••••• ON

SELECTOR ••• AUX (in case of [INPUT] key)
TUNER (in case of [BAND] key)

FL, LED ••••• All the fluorescent display indicators and LEDs light. (The all illuminated state is cleared by pressing any main unit key or remocon key.)

EX. BASS ••••• OFF

S.W. •••••••• OFF

3-1-4 Basic operation in test mode.

- (1) The muting during mode selection is not controlled in the test mode.
- (2) The test mode is cancelled when the AC power is turned OFF.
- (3) The operation of the keys in the test mode, as follows.

3-1-5 The operation of the keys in the test mode.

- (1) MODE / DEMO key

When this key is pressed in the test mode, all the fluorescent light off and normal display are indicated cyclically.

- (2) DISC 1~3 keys

With the selector on AUX, when the DISC 1~3 keys are operated, the 3D level settings can be made as follows.

- ① DISC 1 ••••• 3D ON level -8 (Min)
- ② DISC 2 ••••• 3D ON level 0 (Center)
- ③ DISC 3 ••••• 3D ON level +8 (Max)

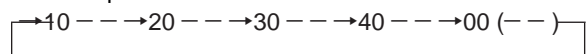
- (3) DISC SKIP key (S level display)

With the selector on TUNER, the fluorescent changes cyclically as follows by pressing the [DISC SKIP] key.

- ① ATT is switched OFF. "ATT OFF XX"
- ② ATT is switched ON. "ATT ON XX"
- ③ ATT is switched OFF. Normal display
XX means A/D value (HEX) of S.

- (4) CD STOP key

With the selector on TUNER, when the [CD STOP] key operated, the preset memory can be changed as 10 steps.



- (5) AUTO, TUNING UP/DOWN

With the selector on something other than TUNER, the E.Q (Flat, Min, Max) settings can be made by pressing the [AUTO] key and the tuning [UP] [DOWN] keys.

- | | |
|-------------------|----------|
| [AUTO] key | E.Q Flat |
| TUNING [DOWN] key | E.Q Min |
| TUNING [UP] key | E.Q Max |

CIRCUIT DESCRIPTION

(6) CD SKIP UP/DOWN keys

With the selector on TUNER, the P. CALL is operated by pressing the skip UP/DOWN keys.

SKIP [UP] key P. CALL up
 SKIP [DOWN] key P. CALL down

(7) CD OPEN/CLOSE keys

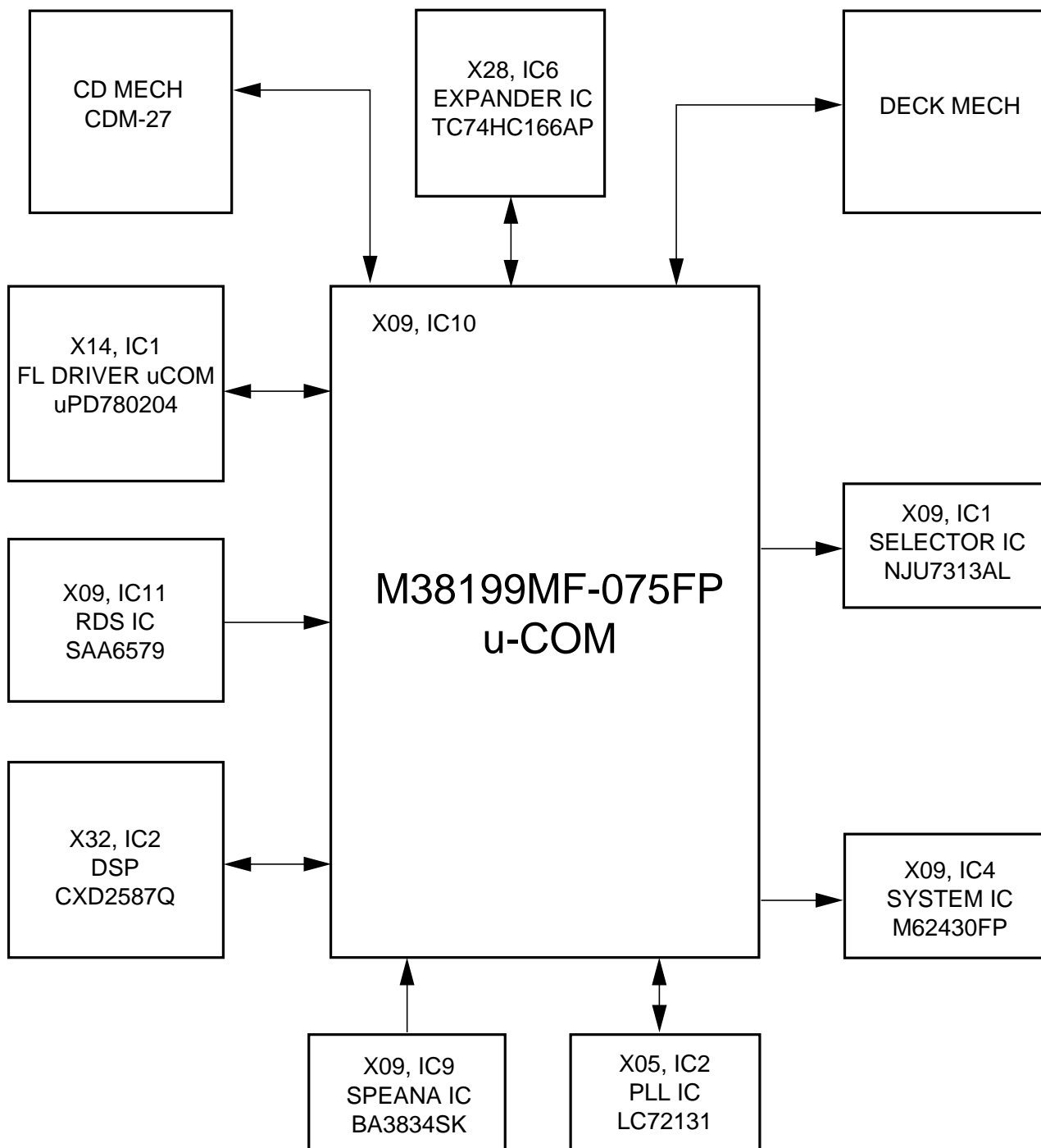
With the selector on TUNER, the channel space settings can be mad cyclically by pressing the OPEN/CLOSE keys with M version.

(8) REC/ARM

Whenever the REC/ARM key is pressed, the indication of S.W. (ON/OFF) is available.

4. Main microprocessor

4-1 Microprocessor periphery block diagram



CIRCUIT DESCRIPTION

4-2 Pin description

Microprocessor : M38199MF-075FP (X09, IC10)

No	Name	I/O	Description		
1	PS IN	I	Parallel serial IC input data		
2	PS LOAD	O	Parallel serial IC load	H : SHIFT	L : LOAD
3	$\overline{A\ MUTE}$	O	Audio mute control	H : OFF	L : ON
4	BP IN	I	Speana input (A/D converter input)		
5	JOG CW	I	Jog input B		
6	JOG CCW	I	Jog input A		
7	ENC CW	I	Rotary encoder input B		
8	ENC CCW	I	Rotary encoder input A		
9	H.P.	I	Headphones switch input	H : ON	L : OFF
10	NC	I/O	No used		
11	$\overline{CD\ RST}$	O	CD DSP IC reset control (CXD2587Q)	H : NORMAL	L : RESET
12	DRV CLK	O	FL driver u-COM control clock		
13	DRV SI	O	FL driver u-COM control data output		
14	DRV SO	I	FL driver u-COM control data input		
15	S LEVEL	I	RDS S Level input		
16	RDS DATA	I	RDS data input		
17,18	NC	I	No used		
19	CD CK	O	CD DSP IC clock (CXD2587Q)		
20	SQCK	O	CD Sub code clock (CXD2587Q)		
21	CDDT	O	CD DSP IC data (CXD2587Q)		
22	SQSO	I	CD Sub code input (CXD2587Q)		
23	CDXL	O	CD latch output (CXD2587Q)		
24	SENS	I	CD sense input (CXD2587Q)		
25	CDSCK	O	Sense data reading clock output (CXD2587Q)		
26	LD ON	O	CD laser output	H : OFF	L : ON
27	DATA	O	SELECTOR/SYSTEM/DAC/DOLBY IC data output		
28	CLK	O	SELECTOR/SYSTEM/DAC/DOLBY IC clock output		
29	PROT	I	Protection input	H : PROTECTION ON	L : NORMAL
30	SCOR	I	Sub code synchronism signal (CXD2587Q)		
31	E DATA	O	E. vol data output (M62430FP)		
32	E CLK	O	E. vol clock output (M62430FP)		
33	NC	I/O	No used		
34	RDS CLK	I	RDS clock input		
35	\overline{RESET}	I	Reset signal input	H : NORMAL	L : RESET
36	X CIN	I	Timer clock input (32.768kHz)		
37	X COUT	O	Timer clock output (32.768kHz)		
38	X IN	I	Main clock input (8.38MHz)		
39	X OUT	O	Main clock output (8.38MHz)		
40	VSS	-	GND		
41	$\overline{PLL\ DO}$	I	PLL data input		
42	\overline{STEREO}	I	Stereo detector input		
43	\overline{SD}	I	SD detector input		
44	\overline{CE}	I	Power failure input	H : AC ON	L : AC OFF
45	PLL CE	O	PLL IC chip enable (LC72131)		
46	TU EMP	O	FM emphasis change-over (M type only) Polar/Pilot change-over (Q type only)	H : 100kHz H : POLAR	L : 50kHz L : PILOT
47	FL RST	O	FL driver reset control output		

CIRCUIT DESCRIPTION

No	Name	I/O	Description		
48	T MUTE	O	TUNER mute control output		
49	DRV ST	O	FL driver u-COM control strobe output		
50	HP RLY	O	Headphones relay control		
51	SEL ST	O	Selector IC strobe output (NJU7313AL)		
52	ATT	O	E. vol attenuation	H : ON	L : OFF
53	SYS ST	O	System IC strobe output (M62430FP)		
54	CS RELAY	O	CS speaker relay control	H : ON	L : OFF
55	SP RELAY	O	Speaker relay control	H : ON	L : OFF
56	DOL ST	O	Dolby IC strobe output		
57	MON	O	PMON control	H : ON	L : OFF
58~61	NC	O	No used		
62	P RLY	O	Power relay control	H : ON	L : OFF
63	LMR	O	Loading motor control (reverse)		
64	LMF	O	Loading motor control (forward)	H : ON	L : OFF
65	RMF	O	Rotary motor control (forward)	H : ON	L : OFF
66	BRKM	O	Rotary motor control (brake)	H : NORMAL	L : BRAKE
67	RMR	O	Rotary motor control (reverse)	H : ON	L : OFF
68	DC OFF	O	CD DSP IC power control (CXD2587Q)	H : ON	L : OFF
69	BEAT CANCEL	O	Beat cancel	H : ON	L : OFF
70	A/B	O	A/B Playback change-over	H : B	L : A
71	BIAS	O	Bias change-over	H : ON	L : OFF
72	R MUTE	O	Deck rec mute control	H : OFF	L : ON
73	NR	O	Dolby noise reduction change-over	H : ON	L : OFF
74	D-R/P	O	Dolby rec/play change-over	H : REC	L : PLAY
75	R/P	O	Rec/play change-over	H : REC	L : PLAY
76	B CPM	O	B deck motor control	H : ON	L : OFF
77	B SOL	O	B deck solenoid control	H : ON	L : OFF
78	A CPM	O	A deck motor control	H : ON	L : OFF
79	A SOL	O	A deck solenoid control	H : ON	L : OFF
80	SPE3	O	Speana out 3		
81	TU/SPE2	O	TUNER destination (scan)/speana out 2		
82	TYP/SPE1	O	Model discrimination (scan)/speana out1		
83~86	RET4~RET1	I	Model discrimination input 4~1 Discrimination of TUNER destination (DSW3~DSW0)		
87	A-PH	I	A deck photo sensor input		
88	B-PH	I	B deck photo sensor input		
89	UNL SW	I	CD unload switch	H : ON	L : OFF
90	LO SW	I	CD load switch	H : OFF	L : ON
91	VCC	-	u-COM power supply (+5V)		
92	ST SW	I	CD mechanism stop switch	H : OFF	L : ON
93	UP SW	I	CD mechanism up switch	H : OFF	L : ON
94	DN SW	I	CD mechanism down switch	H : OFF	L : ON
95	PS SW	I	CD mechanism position switch	H : OFF	L : ON
96	CD MUT	O	CD analog mute	H : OFF	L : ON
97	ZERO	I	CD zero mute detection	H : MUTE OFF	L : MUTE ON
98	VEE	-	GND		
99	AVSS	-	A/D GND		
100	VREF	-	A/D reference voltage		

5. FL driver Microprocessor : uPD780204-038 (X14, IC1)**5-1Pin description**

No	Name	I/O	Description
1	VDD	–	u-COM power supply (+5V)
2	LED DISC1	O	Disc LED 1~3 control
3, 4	NC	–	No used
5~9	LED A~E	O	CD running indicator control (D33~D37)
10	RESET	I	System reset
11	X2	–	Main system clock (5MHz)
12	X1	I	Main system clock (5MHz)
13	VSS	–	GND
14	NC	–	No used
15	NC	–	GND
16	VDD	–	u-COM power supply (+5V)
17	DRIVER CLK	I	Serial clock
18	DRIVER SOUT	O	Serial data output
19	SIN	I	Serial data input
20,21	NC	–	No used
22	LED SRS	O	LED control terminal (SRS)
23	LED 3 STEREO	–	No used
24	LED PROLOGIC	–	No used
25	AVSS	–	GND
26	A/D7	–	GND
27~33	A/D6~A/D0	I	Key return signal (6~0)
34	AVDD	–	A/D power supply
35	AVREF	–	A/D reference voltage
36,37	NC	–	GND
38	REM IN	I	Remocon signal input
39	DRIVER ST	I	Strobe signal input
40	VSS	–	GND
41	LED EQ	O	LED control terminal (SOUND)
42~44	ECHO 3~1	–	No used
45	ECHO MUTE	–	No used
46	VDD	–	u-COM power supply (+5V)
47	NC	–	No used
48~63	SEG16~SEG1	O	FL segment control (SEG16~SEG1)
64~70	SEG17~SEG23	O	FL segment control (SEG17~SEG23)
71~78	SEG24~SEG31	O	FL segment control (SEG24~SEG31)
79	VLOAD	–	Vload (-30V)
80~88	SEG32~SEG40	O	FL segment control (SEG32~SEG40)
89~100	1G~12G	O	FL grid control (1G~12G)

CIRCUIT DESCRIPTION

6. Input expander IC (parallel-serial)

• X28, IC6 (TC74HC166AP)

Pin No.	Name	I/O	Description		
1	–	I	+5V		
2	–	I	N. C.		
3	DPSS	I	DECK DPSS DETECTION	H = MUSIC	L = NO MUSIC
4	A-PLAY	I	A DECK PLAY SW	H = NOT PLAY	L = PLAY
5	A-PACK	I	A DECK PACK DETECTION	H = PACK OUT	L = PACK IN
6	–	I	GND		
7	CD CLK	I	CD CLOCK INPUT		
8	GND	I	GND		
9	–	I	+ 5V		
10	B-PACK	I	B DECK PACK DETECTION	H = PACK OUT	L = PACK IN
11	B-PLAY	I	B DECK PLAY SW	H = NOT PLAY	L = PLAY
12	R REC	I	REVERSE REC DETECTION	H = REC PROHIBITION	L = REC PERMITTED
13	PS IN	I	PS IN		
14	F REC	I	FORWARD REC DETECTION	H = REC PROHIBITION	L = REC PERMITTED
15	PS LOAD	I	PS LOAD		
16	Vcc	I	+5V		

7. Key matrix

FL driver u-COM (uPD780204-038)

• X14, IC1

VOLTAGE (V)	AD0 (33pin)	AD1 (32pin)	AD2 (31pin)	AD3 (30pin)
0 ~ 0.82	POWER	EX. BASS	CD PGM	TUNING UP
0.84 ~ 1.64	–	–	DUBBING	TUNING DOWN
1.66 ~ 2.52	–	DISPLAY	SRS	BAND
2.54 ~ 3.38	–	INPUT	SOUND	AUTO
3.40 ~ 4.18	–	MODE / DEMO	SET	ENTER
4.20 ~ 4.78	–	TIMER	–	–

VOLTAGE (V)	AD4 (29pin)	AD5 (28pin)	AD6 (27pin)
0 ~ 0.82	CD ◀◀	A / B	DOLBY NR
0.84 ~ 1.64	CD ▶▶	TAPE ▶▶	REV MODE
1.66 ~ 2.52	CD ■	TAPE ▶	DISC 1
2.54 ~ 3.38	CD ▶/	TAPE ■	DISC SKIP
3.40 ~ 4.18	CD ▲	TAPE ◀	DISC 2
4.20 ~ 4.78	TAPE ●	TAPE ◀◀	DISC 3

ADJUSTMENT

1. Tuner adjustment

X05-490x

NO.	ITEM	INPUT SETTINGS	OUTPUT SETTINGS	TUNER SETTINGS	ALIGNMENT POINTS	ALIGN FOR	FIG.
1	DISCRIMINATOR	(A) 98 MHz, 70dBf (ANT INPUT) 1 kHz, ± 40 kHz DEV	Connect a DC voltmeter between pin 1 and pin2 of CN2.	MONO 98.0 MHz	L31	0V	(a)
	DISTORTION	(C) 98 MHz, 70dBf (ANT INPUT) 1 kHz, ± 40 kHz DEV			L32 (EXCEPT K/P)	Minimum distortion.	
2	DISTORTION (STEREO)	(C) 98 MHz, 70dBf (ANT INPUT) 1 kHz, ± 40 kHz DEV	(B)	AUTO 98.0 MHz	IFT (A1)	Minimum distortion.	(a)

X05-4890

NO.	ITEM	INPUT SETTINGS	OUTPUT SETTINGS	TUNER SETTINGS	ALIGNMENT POINTS	ALIGN FOR	FIG.
1	TUNED LEVEL	(A) 98 MHz, 31.2dBf (ANT INPUT) 1 kHz, ± 40 kHz DEV		MONO 98.0 MHz	VR1	Adjust VR1 and stop at the point where ED1 (TUNED) goes ON.	(a)
2	DISTORTION (STEREO)	(A) 98 MHz, 70dBf (ANT INPUT) 1 kHz, ± 40 kHz DEV PILOT: ± 6 kHz DEV	(B)	AUTO 98.0 MHz	IFT (A1)	Minimum distortion.	(a)

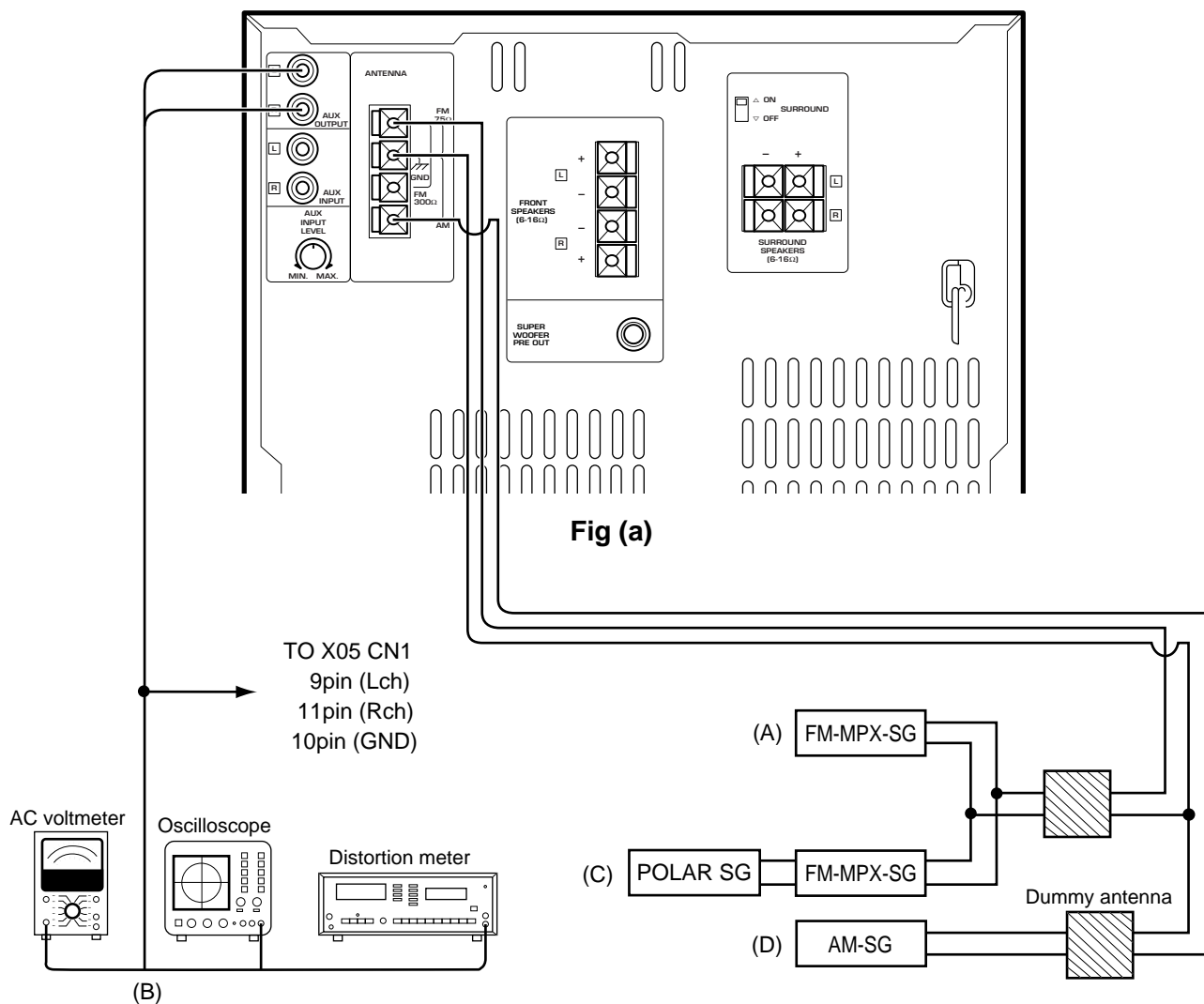
X05-4710

No.	ITEM	INPUT SETTING	OUTPUT SETTING	TUNER MODE	ALIGNMENT POINTS	ALIGN FOR	FIG.
1	DISCRIMINATOR	(A) 98MHz 1kHz, ± 40 kHzdev 70dBf (ANT input)	Connect a DC voltmeter to CN2	MONO 98.0MHz	L5	0V	(a)
2	DISTORTION (STEREO)	(C) 98MHz 1kHz, ± 40 kHzdev Pilot, ± 6 kHzdev 70dBf (ANT input)	(B)	AUTO 98.0MHz	IFT (A1)	Minimum distortion	(a)
3	SENSITIVITY (SW)	(D) 6.5MHz 400Hz30%mod 40dBf (ANT input)	(B)	6.5MHz	L2	Maximum output	(a)

X04-1313 Q TYPE (65MHz~74MHz BAND)

NO.	ITEM	INPUT SETTINGS	OUTPUT SETTINGS	TUNER SETTINGS	ALIGNMENT POINTS	ALIGN FOR	FIG.
1	VCO	(E) 69 MHz, 70 dBf (ANT INPUT) 1 kHz, 0 kHz DEV SUB, 0 kHz DEV	Connect a frequency counter to VCO monitor (CN2).	AUTO 69 MHz	VR 2	Adjust it the frequency counter reads 31.25 kHz ± 100 Hz.	(a)
2	RESONANCE POINT	(E) 69 MHz, 70 dBf (ANT INPUT) 1 kHz, 40 kHz DEV SUB, 10 kHz DEV Select : L or R	Connect a oscilloscope to TUNER OUT(CN6).	AUTO 69 MHz	TC 1	Minimum crosstalk.	(a)
3	SEPARATION	(E) SAME AS ABOVE	Connect a oscilloscope to TUNER OUT(CN6).	AUTO 69 MHz	VR 1	Minimum crosstalk.	(a)

ADJUSTMENT



2. Test mode of CD player

2-1 Main unit

- (1) Setting of the test mode
While pressing the [PLAY/PAUSE] key, plug the AC power cord into AC outlet.
- (2) Canceling of the test mode
Press the [STOP] key on stop mode or unplug the AC power code from AC wall outlet.

(3) Operation

KEY	DISPLAY	OPERATION
PLAY/PAUSE + AC IN	CD 00	<ul style="list-style-type: none"> • SETTING OF THE TEST MODE • CANCEL THE CLAMP • TRAY 1/3 ROTATION • TRAY OPENS AUTOMATICALLY
STOP ■	CD 00	<ul style="list-style-type: none"> • TRAY CLOSE • CANCEL THE CLAMP
PLAY/PAUSE ▶/	CD 03 CD 05	<ul style="list-style-type: none"> • TRAY CLOSE/DISC CLAMP • T-SERVO OFF(03) OR ON(05)
DISC SKIP		<ul style="list-style-type: none"> • TRAY 1/3ROTATION
DISC 1	07 EF/FB 08 TG*FG 09 TE/RF 10 TE/VC	<ul style="list-style-type: none"> • MECHANISM STOPS WHEN THE AUTOMATIC ADJUSTMENT IS FINISHED. • DISPLAY CHANGES CYCLICALLY • IF NG, DISPLAY BLINKS UP

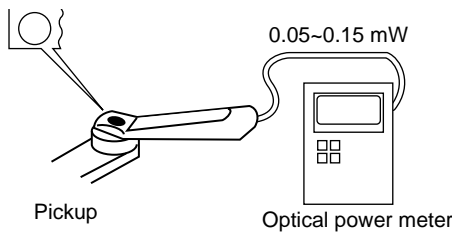
ADJUSTMENT

3. Adjustment of CD player

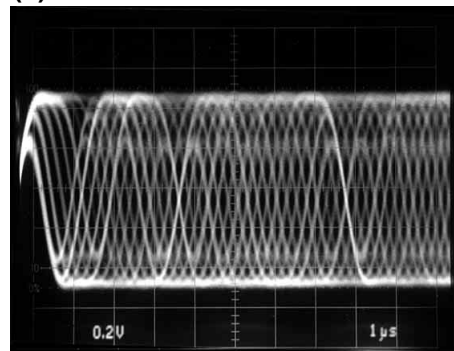
No.	ITEM	INPUT SETTING	OUTPUT SETTING	PLAYER SETTING	ALIGNMENT POINT	ALIGN FOR	FIG.
Step 1,2 are in TEST MODE							
TEST MODE : While pressing the [PALY/PAUSE] key, plug the AC power cord into the AC outlet.							
1	LASER POWER	-	Set the sensor section of the optical power meter on the pickup lens.	Press the "PLAY" key to check that the display is "03".	-	On the power from 0.05 to 0.15mw. when the diffraction grating is correctly aligned with the RF level of 0.8Vp-p or more	(a)
2	FOCUS ERROR BALANCE	Test disc Type 4	Connect an oscilloscope as follows. CH1 : RF(CN7 pin1) CH2 : FE(CN7 pin6) GND : VC(CN7 pin4)	Press the "PLAY" key. Confirm that the display is "05"	FE BALANCE VR1	Optimum eye pattern	(d)

Note:
Type 4disc :SONY YEDS-18 Test Disc or equivalent. (KTD-02)
LPF : Around 47kΩ + 390pF or so.

(a) Laser Power



(d) RF signal : AC coupled



- RF signal in test mode (PLAY).
- Perform the tangential and focusing offset are focused into one point on the display. The crossing points above and below the center shall also be looked clearly.

4. Test mode of DECK section

(1) Setting

While pressing the PLAY key(DECK), plug the AC power cord into an AC power outlet.

(2) Resetting

- Disconnect the AC power cord from an AC power outlet or press the [ON/STANDBY] key.

(3) Operation in TEST mode

(a) Initial condition

Item	Condition
Power	ON
Selector	TAPE
Main VOL.	-45dB(VOL45)
EX. bass	OFF
FL, LED, LCD	All the FLs are turned on for 10 seconds

(b) 4-sec REC

If the REC key is pushed, the system record for 4sec. Then, it rewinds to the REC starting position and plays back automatically.

If the REC key is pushed during the 4-sec REC operation, the system records further for 4-sec, then returns to the starting position of the first 4-sec REC operation and plays back.

(c) Mechanism SW detection

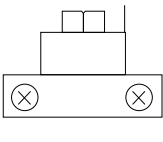
SW	Display
B FWD REC Inhibit SW	CD Calendar (1)
B RVS REC Inhibit SW	CD Calendar (2)
A Pack SW	CD Calendar (3)
B Pack SW	CD Calendar (4)

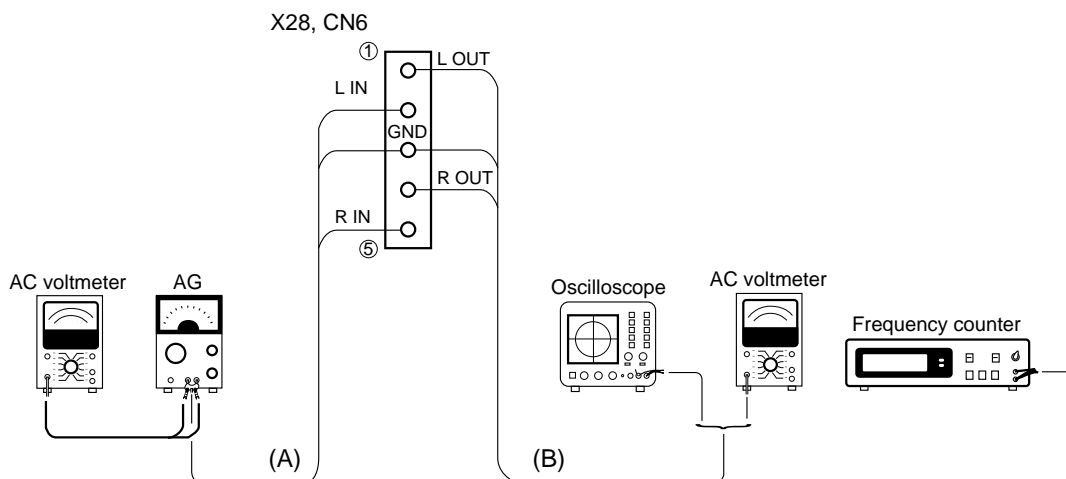
(d) Indication of A/B deck

A/B key	Display
A deck	ECHO
B deck	SLEEP

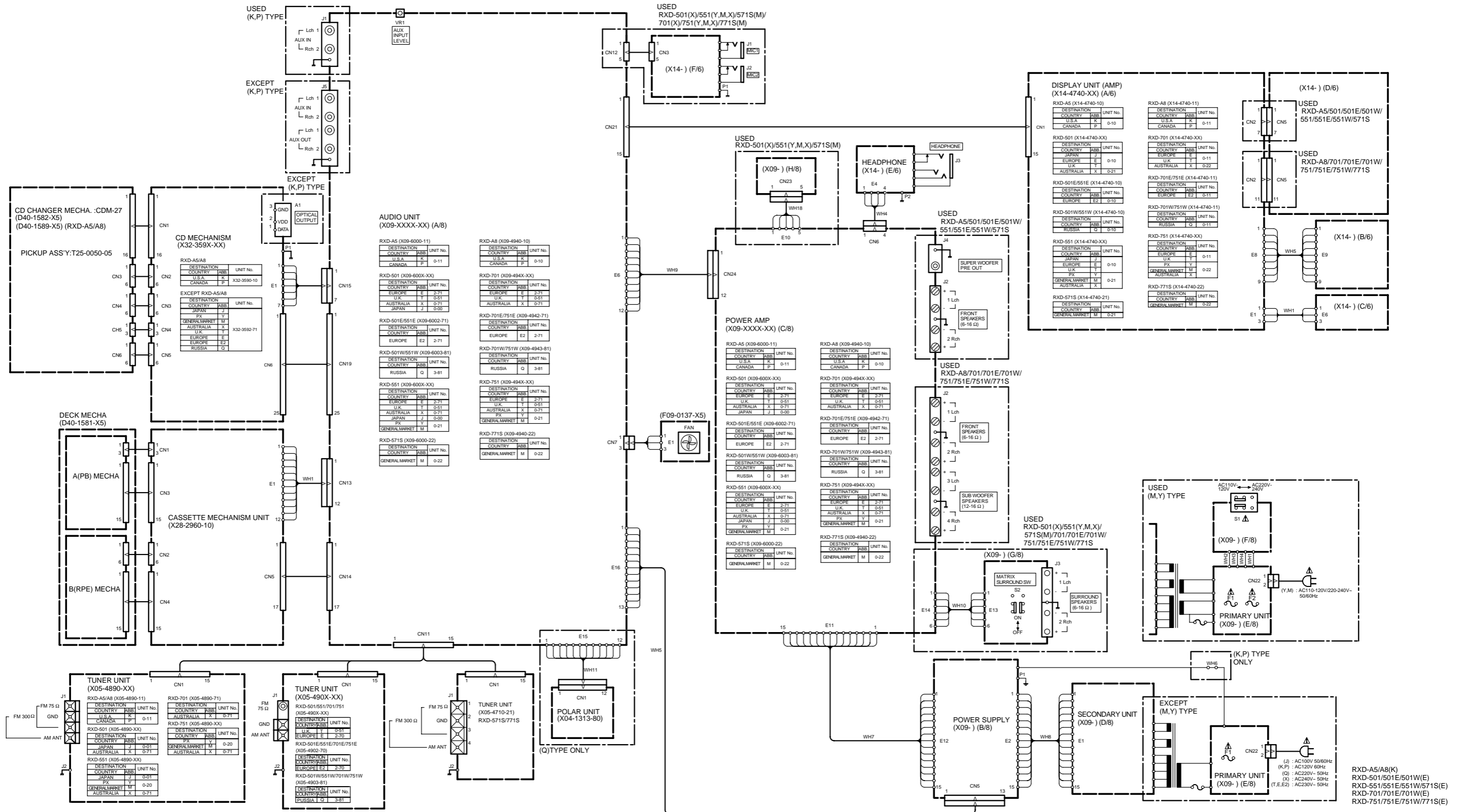
ADJUSTMENT

5. Cassette Deck adjustment

No	ITEM	INPUT SETTING	OUTPUT SETTING	DECK SETTING	ALIGNMENT POINT	ALIGN FOR	FIG.
Unless otherwise specified, set the respective switches as follows: TAPE : NORMAL DOLBY : OFF PLAY OUT : Lch (X28,CN6 ①pin), Rch (X28,CN6 ④pin) I . Cassette mechanism unit (Adjustment of the REC / PLAY head)							0dBs=0.775V
< 1 >	Demagnetization and cleaning	-	-	Power : OFF Demagnetization, cleaning, PLAY	Recording head, erase head, capstan pinch roller	Demagnetize the REC / PLAY head with the head eraser. Clean the REC / PLAY head, erase head, capstan and pinch roller using a cotton swab slightly damped with alcohol.	
< 2 >	Azimuth of the REC/PLAY head	TCC-153 MTT-114 10kHz, -10dB	(B)	PLAY	 FWD RVS	Adjust the output to maximum and adjust the azimuth adjustment screw for the Lissajours waveform pattern of the oscilloscope to become close to a 45° straight line.	
II . PC BOARD ADJUSTMENT							
< 1 >	TAPE SPEED(NORMAL)	TCC-110 MTT-111 SCC-1727 3kHz	(B)	PLAY	A DECK VR 5 B DECK VR 6	Adjust the tape speed so that 3kHz is obtained at the center of the tape.	
III . PC BOARD ADJUSTMENT							
< 1 >	PLAYBACK LEVEL	MTT-150 400Hz	(B)	PLAY	A DECK VR 7 (L) VR 8 (R) B DECK VR 1 (L) VR 2 (R)	Adjust the playback output to -2.5dBs	
< 2 >	BIAS CURRENT	(A) Adjust the AG for the output of the DECK to become 400Hz (-20dB)/12.5kHz (-20dB)	(B)	REC ↕ PLAY	VR 3 (L) VR 4 (R)	Record 400Hz and 12.5kHz alternately, and adjust the bias current adjustment potentiometer for the playback levels to become the same.	

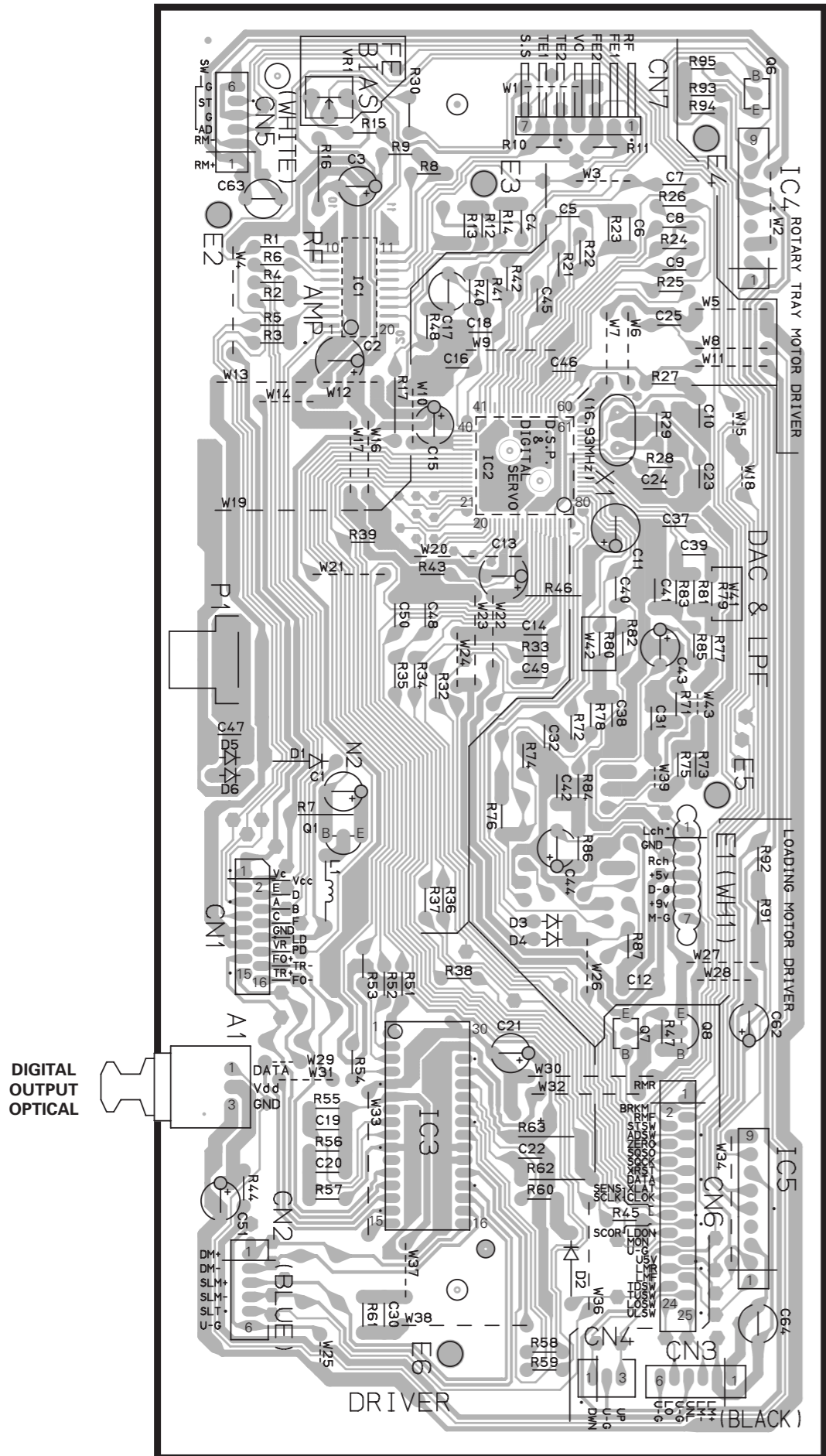


WIRING DIAGRAM

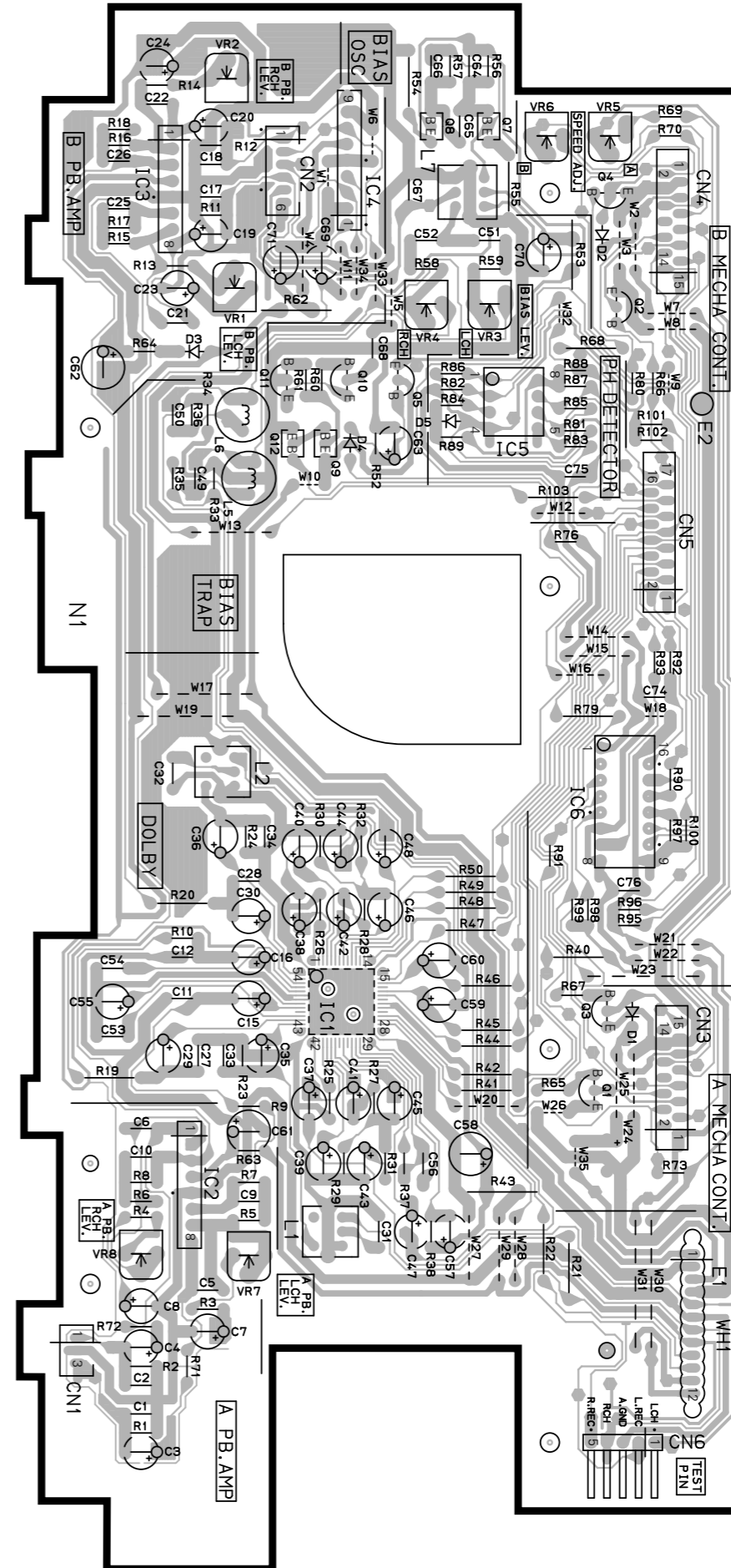


PC BOARD(Component side view)

CD MECHANISM UNIT X32-359X-XX



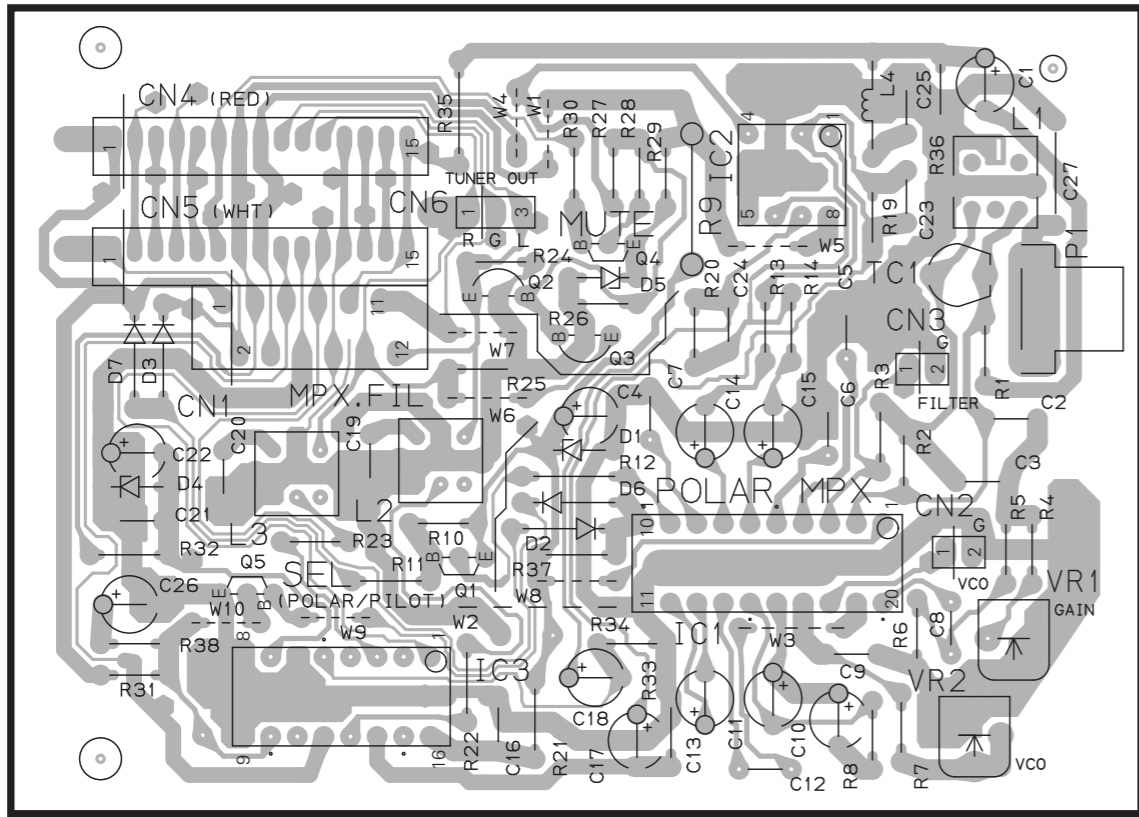
CASSETTE MECHANISM UNIT X28-2960-10



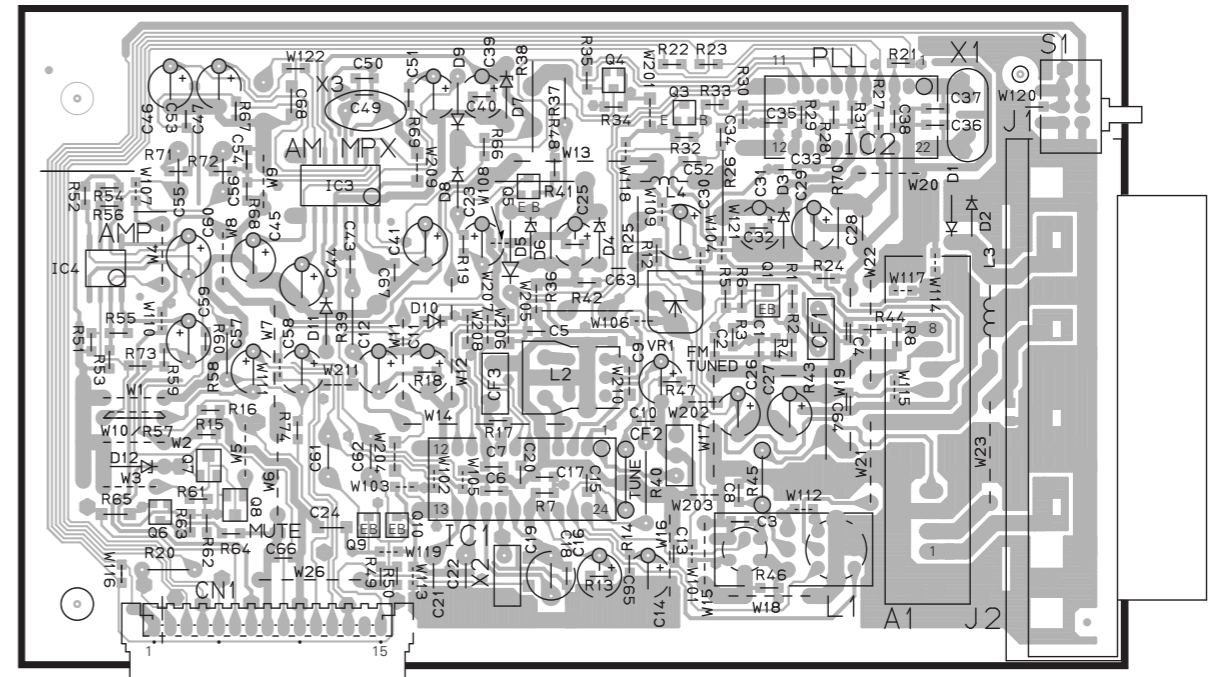
Refer to the schematic diagram for the value of resistors and capacitors.

PC BOARD(Component side view)

MPX UNIT X04-1313-8X

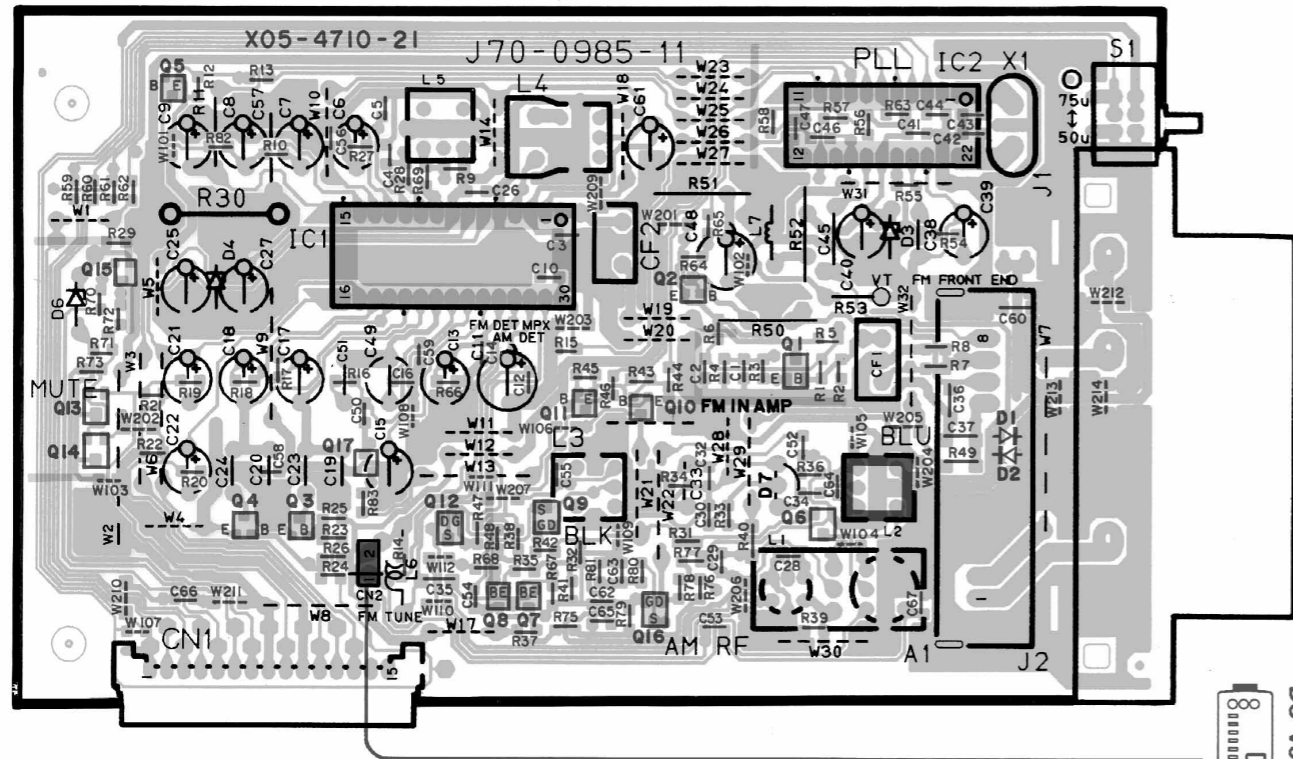


TUNER UNIT X05-4890-XX



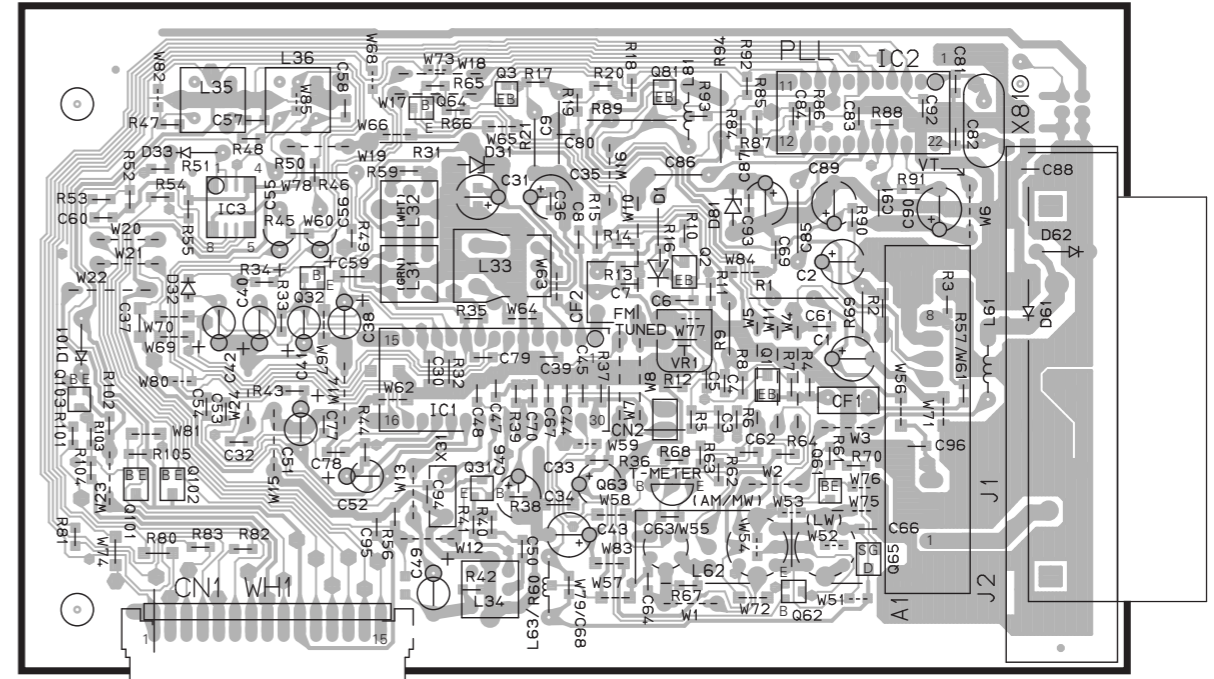
ANTENNA

TUNER UNIT (X05-4710-21)



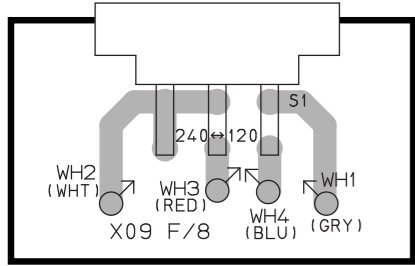
DISCRIMINATOR : 0V
DC voltmeter

TUNER UNIT X05-490X-XX

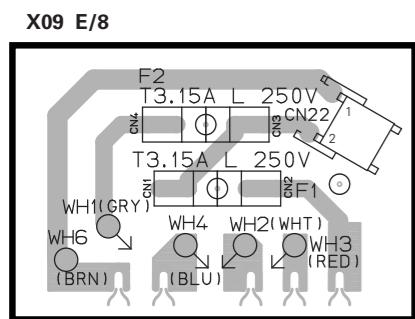


ANTENNA

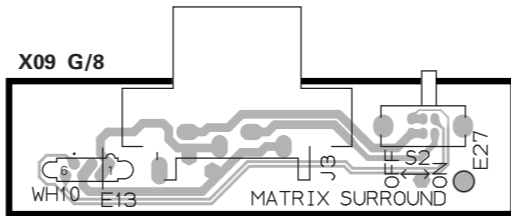
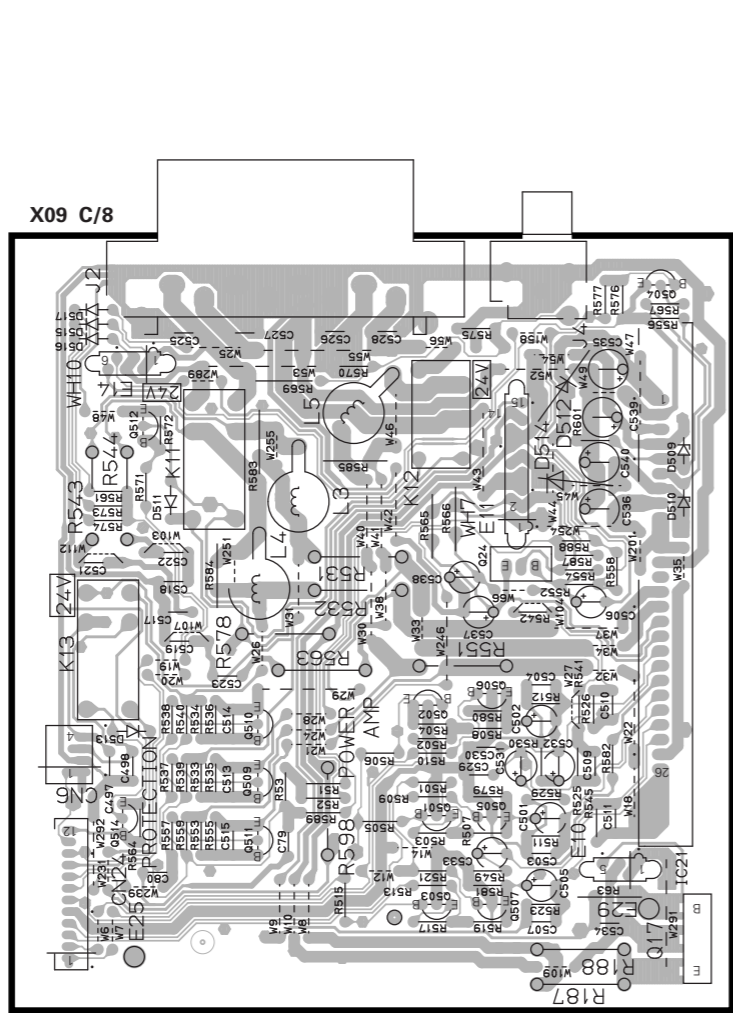
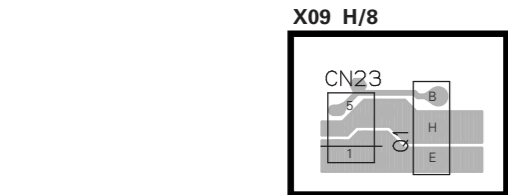
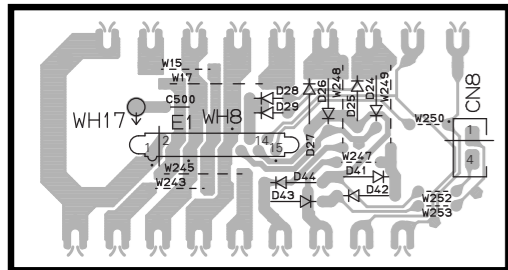
PC BOARD(Component side view)



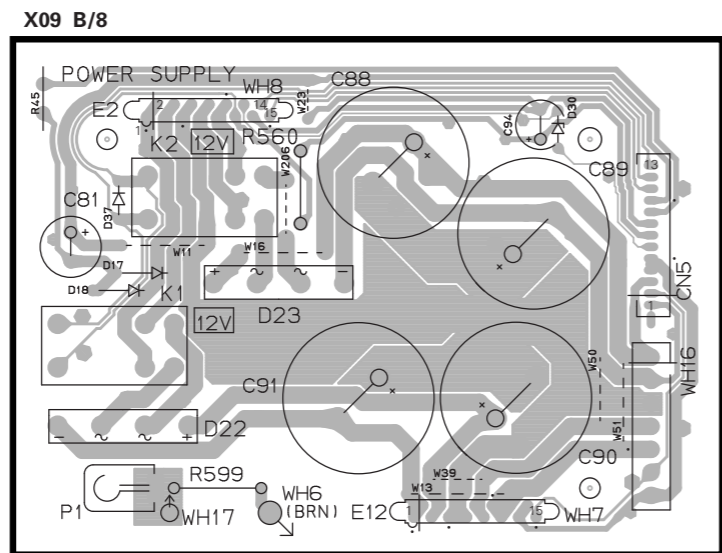
X09 F/8



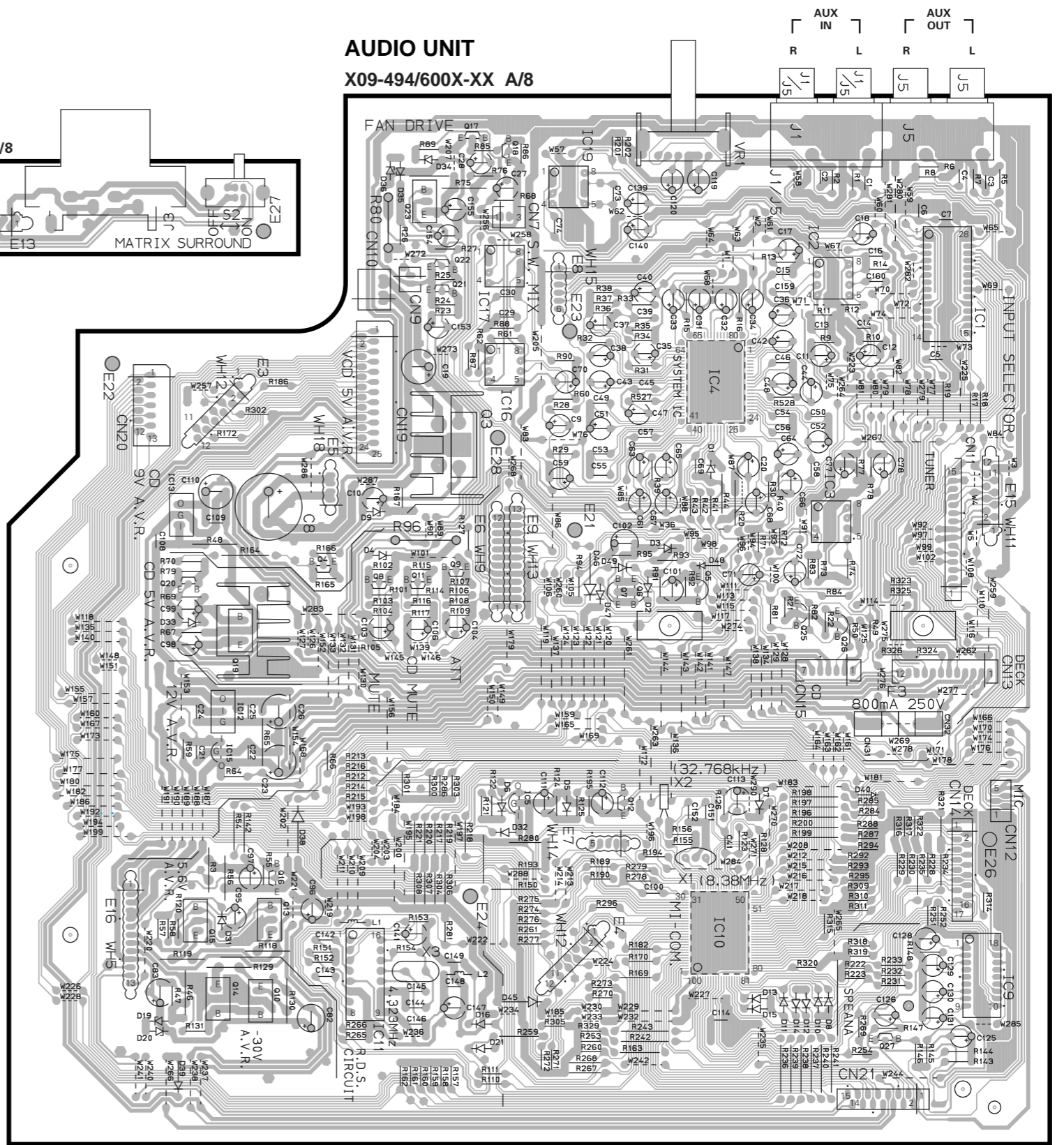
X09 D/8



X09 G/8

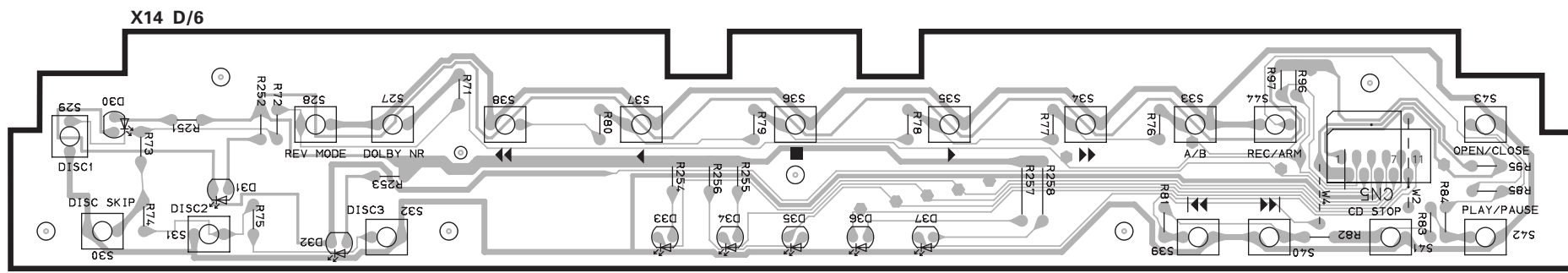
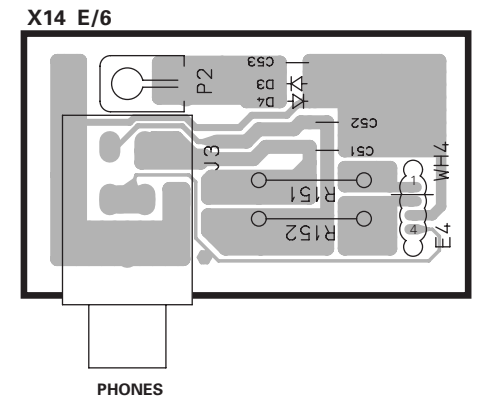
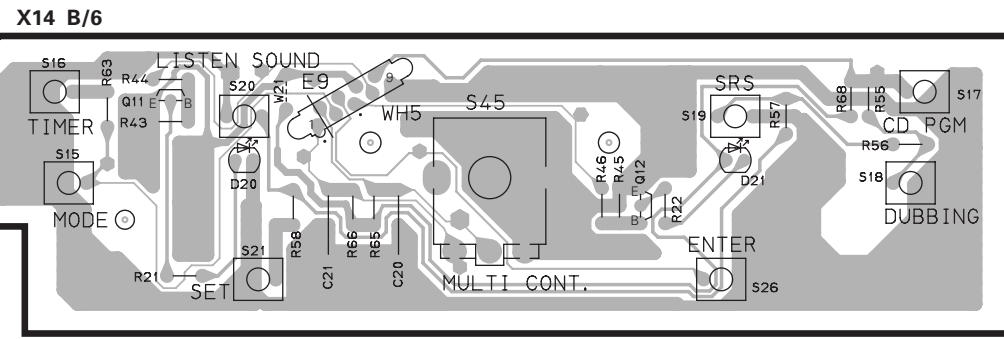
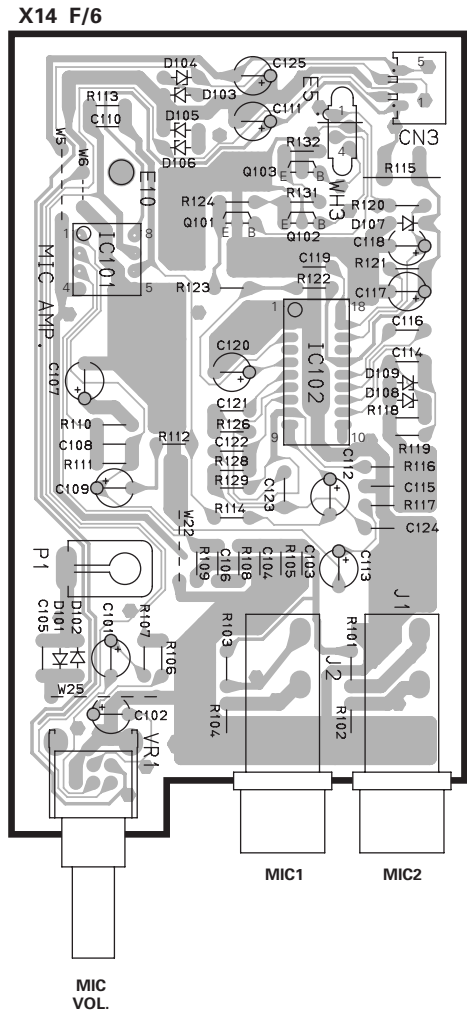
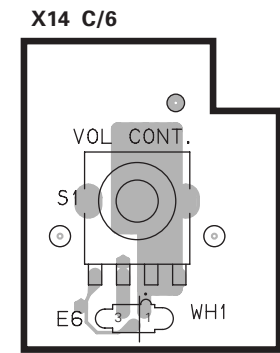
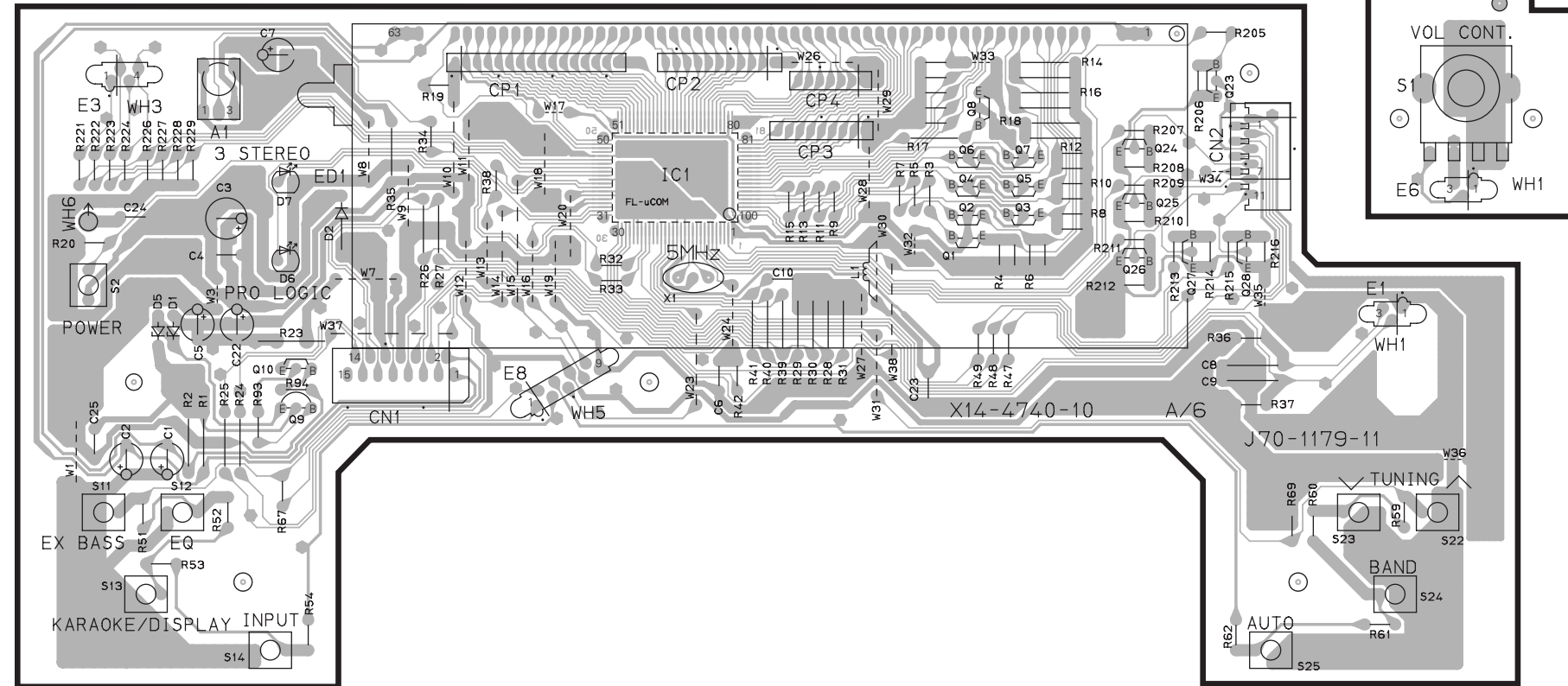


X09 B/8



PC BOARD(Component side view)

DISPLAY UNIT X14-474X-XX A/6

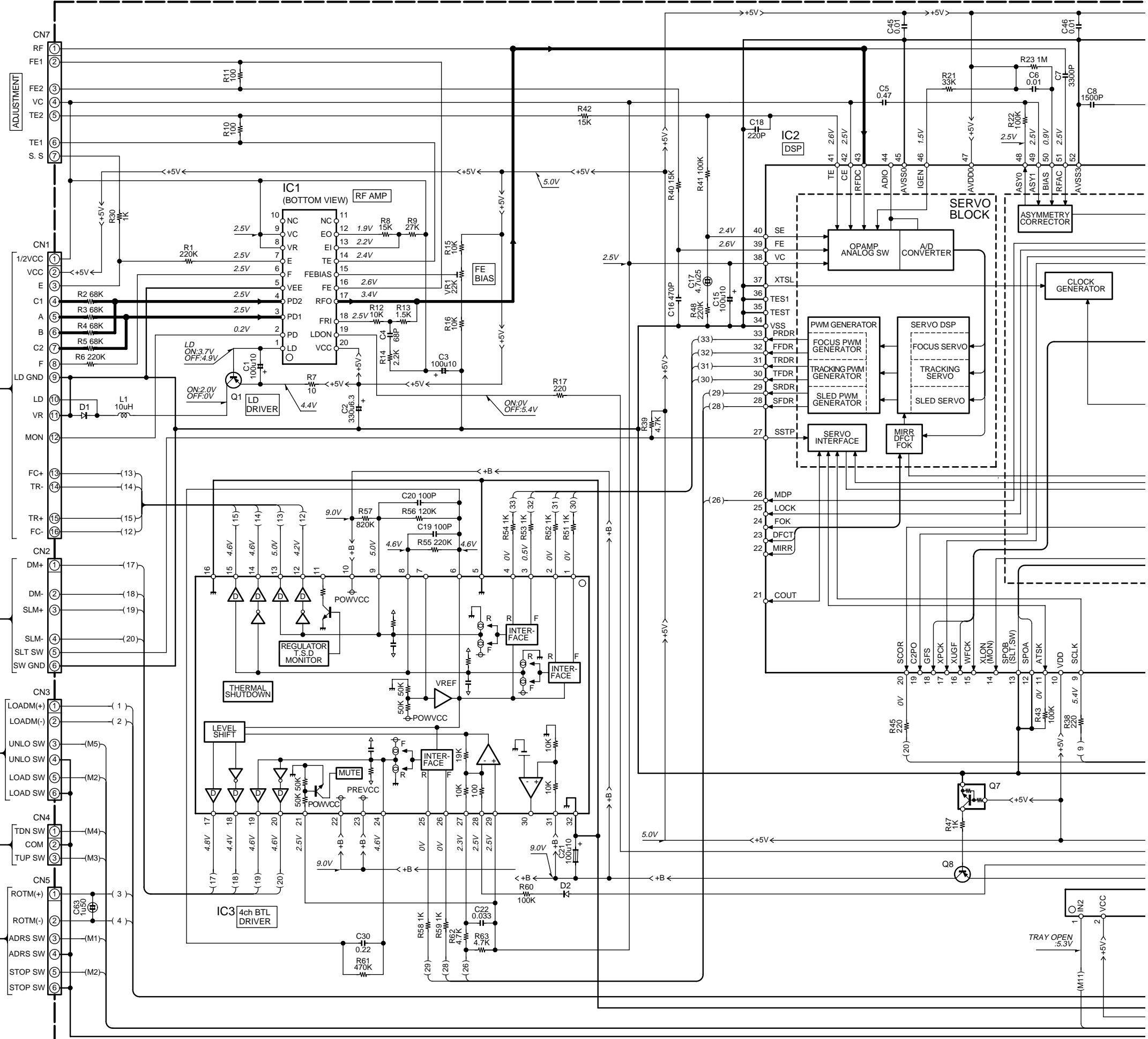
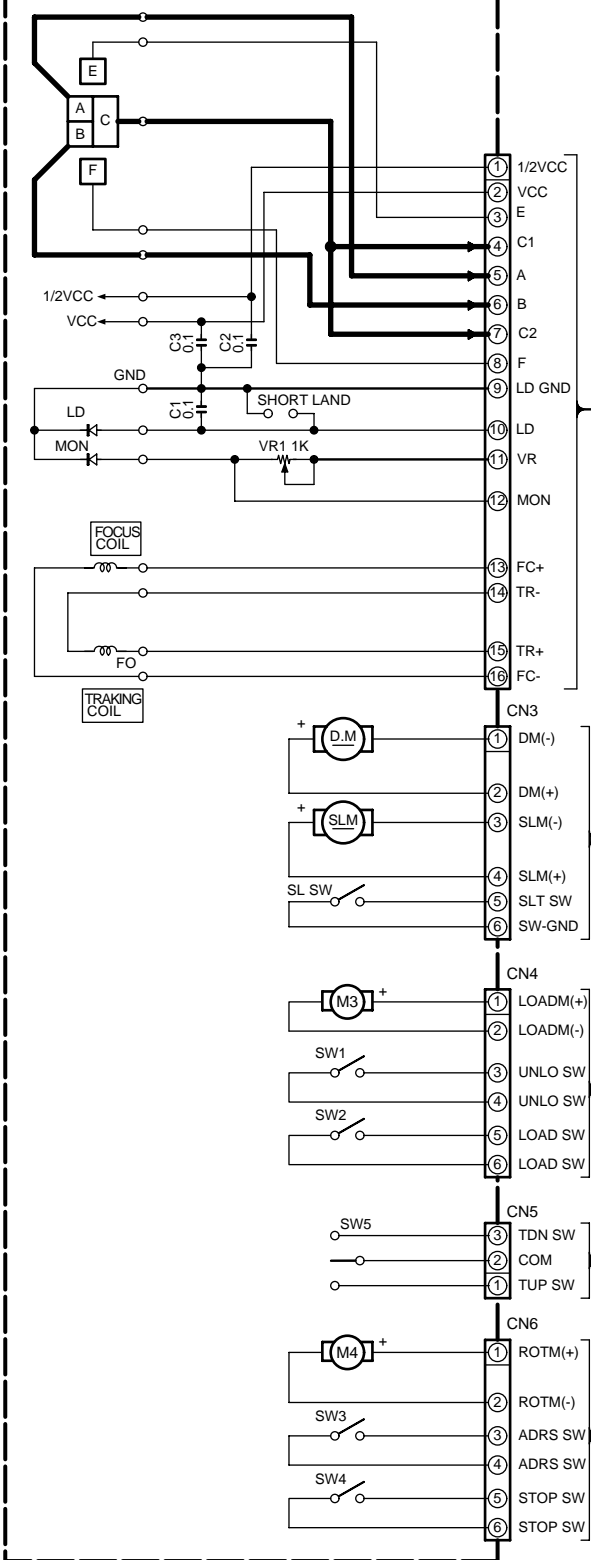


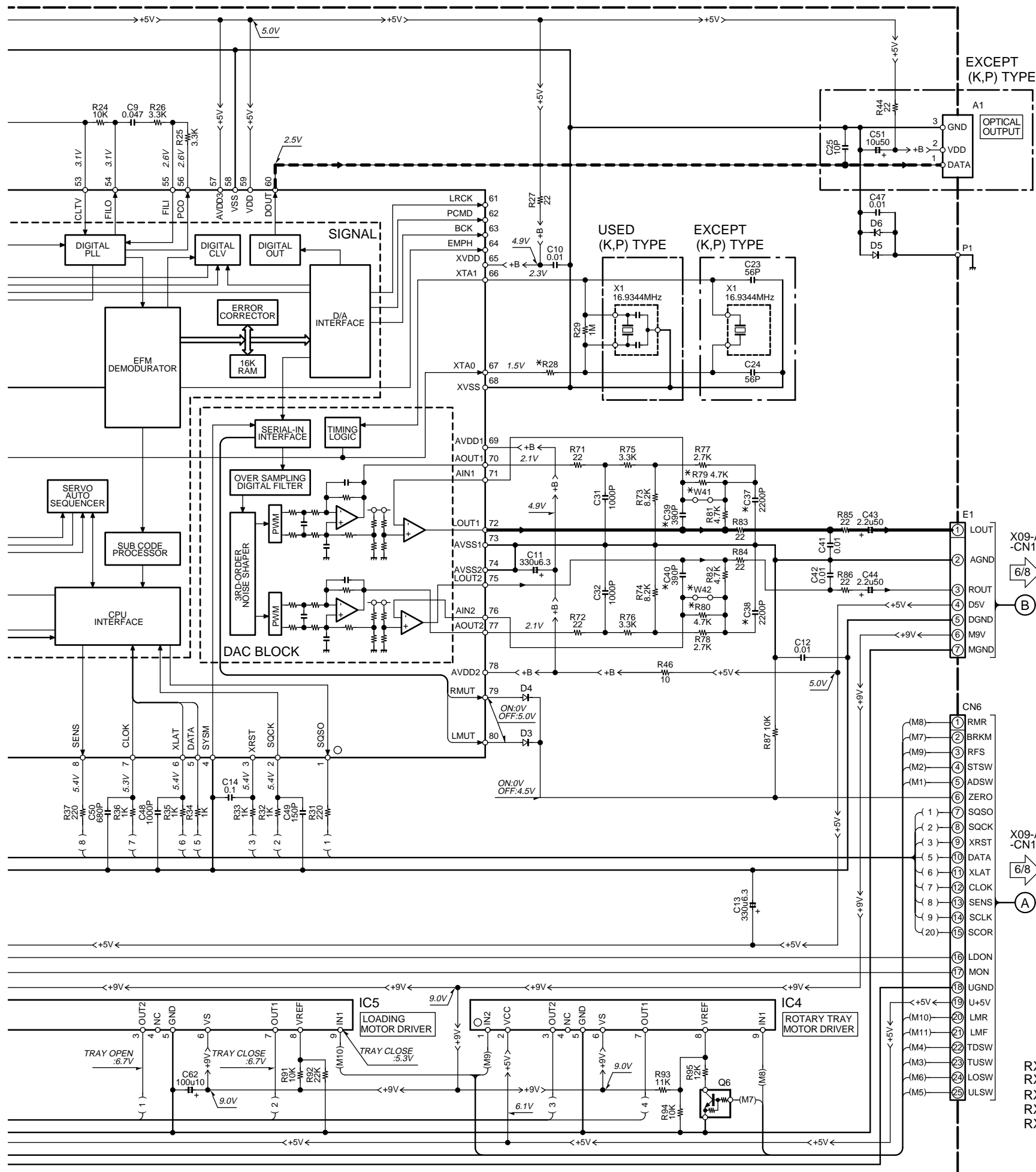
Refer to the schematic diagram for the value of resistors and capacitors.

CD MECHANISM
(X32-359X-XX) 0-10: (K,P) TYPE 2-71: EXCEPT (K,P) TYPE

CD CHANGER MECHA.:CDM-27
(D40-1582-X5)
(D40-1589-X5) (RXD-A5/A8)

PICKUP ASS'Y:T25-0050-05





- IC1 : CXA1571M
- IC2 : CXD2587Q
- IC3 : BA5979S
- IC4,5 : TA8409S
- Q1 : 2SA954(L,K)
- Q6,7 : DTC124ESA or UN4212
- Q8 : 2SB764(E,F)
- D1-6 : 1SS133 or HSS104A

RXD-A5/A8 (X32-3590-10)

DESTINATION COUNTRY	ABB	UNIT No.	C23,24,37-40	R28	R79,80	W41,42
U.S.A.	K	0-10	NO	390	NO	YES
CANADA	P					

EXCEPT RXD-A5/A8 (X32-3592-71)

DESTINATION COUNTRY	ABB	UNIT No.	C23,24,37-40	R28	R79,80	W41,42
JAPAN	J					
PX	Y					
GENERAL MARKET	M					
AUSTRALIA	X	2-71	YES	680	YES	NO
U.K.	T					
EUROPE	E					
EUROPE	E2					
RUSSIA	Q					

CAUTION: For continued safety, replace safety critical components only with manufacturer's recommended parts (refer to parts list). Δ indicates safety critical components. For continued protection against risk of fire, replace only with same type and rating fuse(s). To reduce the risk of electric shock, leakage-current or resistance measurements shall be carried out (exposed parts are acceptably insulated from the supply circuit) before the appliance is returned to the customer.

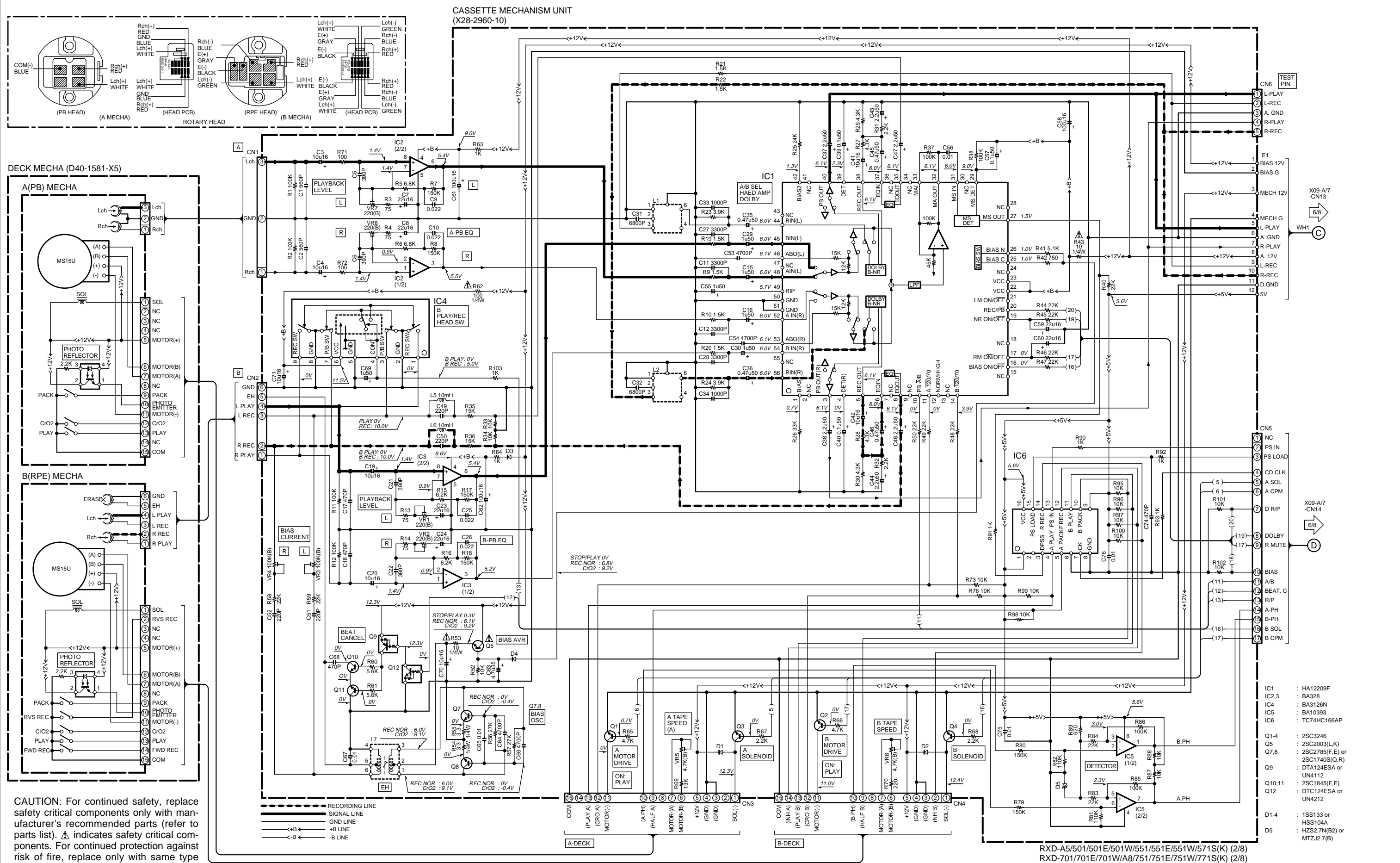
The DC voltage is an actual reading measured with a high impedance type voltmeter. The measurement value may vary depending on the measuring instruments used or on the product. Refer to the voltage during PLAY unless otherwise specified; The value shown in () is the voltage measured at the moment of STOP.

- RXD-A5/A8(K) (1/8)
- RXD-501/501E/501W(E) (1/8)
- RXD-551/551E/551W/571S(E) (1/8)
- RXD-701/701E/701W(E) (1/8)
- RXD-751/751E/751W/771S(E) (1/8)

Y39-2850-10

RXD-501/551/571/A5/701/751/771/A8

KENWOOD



CAUTION: For continued safety, replace safety critical components only with manufacturer's recommended parts (refer to parts list). Δ indicates safety critical components. For continued protection against risk of fire, replace only with same type and rating fuse(s). To reduce the risk of electric shock, leakage-current or resistance measurements shall be carried out (exposed parts are acceptably insulated from the supply circuit) before the appliance is returned to the customer.

The DC voltage is an actual reading measured with a high impedance type voltmeter with a cassette loaded at playback mode. The measurement value may vary depending on the measuring instruments used or on the product. Bias circuit DC voltage is measured while in the record mode.

DOLBY and the double-D symbol are trademarks of Dolby Laboratories Licensing Corporation. Noise reduction circuit made under license from Dolby Laboratories Licensing Corporation.

RXD-A5/501/501E/501W/551/551E/551W/571S(K) (2/8)
 RXD-701/701E/701W/A8/751/751E/751W/771S(K) (2/8)

Y39-2850-10

KENWOOD

TUNER UNIT
(X05-4890-XX) RXD-A5/A8(K,P), RXD-501(J,X), RXD-551(J,Y,M,X), RXD-701(X), RXD-751(Y,M,X)

RXD-A5/A8 (X05-4890-11)

DESTINATION	COUNTRY	ABB	UNIT No.	Ⓐ	C4	C21, 22	C28	W115	A1
U.S.A	K		0-11	NO	NO	0.018	YES	NO	W02-2638-05
CANADA	P								

DESTINATION	COUNTRY	ABB	UNIT No.	Ⓐ	C4	C21, 22	C28	W115	A1
JAPAN	J		0-01	NO	YES	0.012	NO	NO	W02-2637-05
GENERAL MARKET	M		0-20	YES	NO	0.012	YES	YES	W02-2638-05
AUSTRALIA	X		0-71	NO	NO	0.012	YES	NO	W02-2638-05

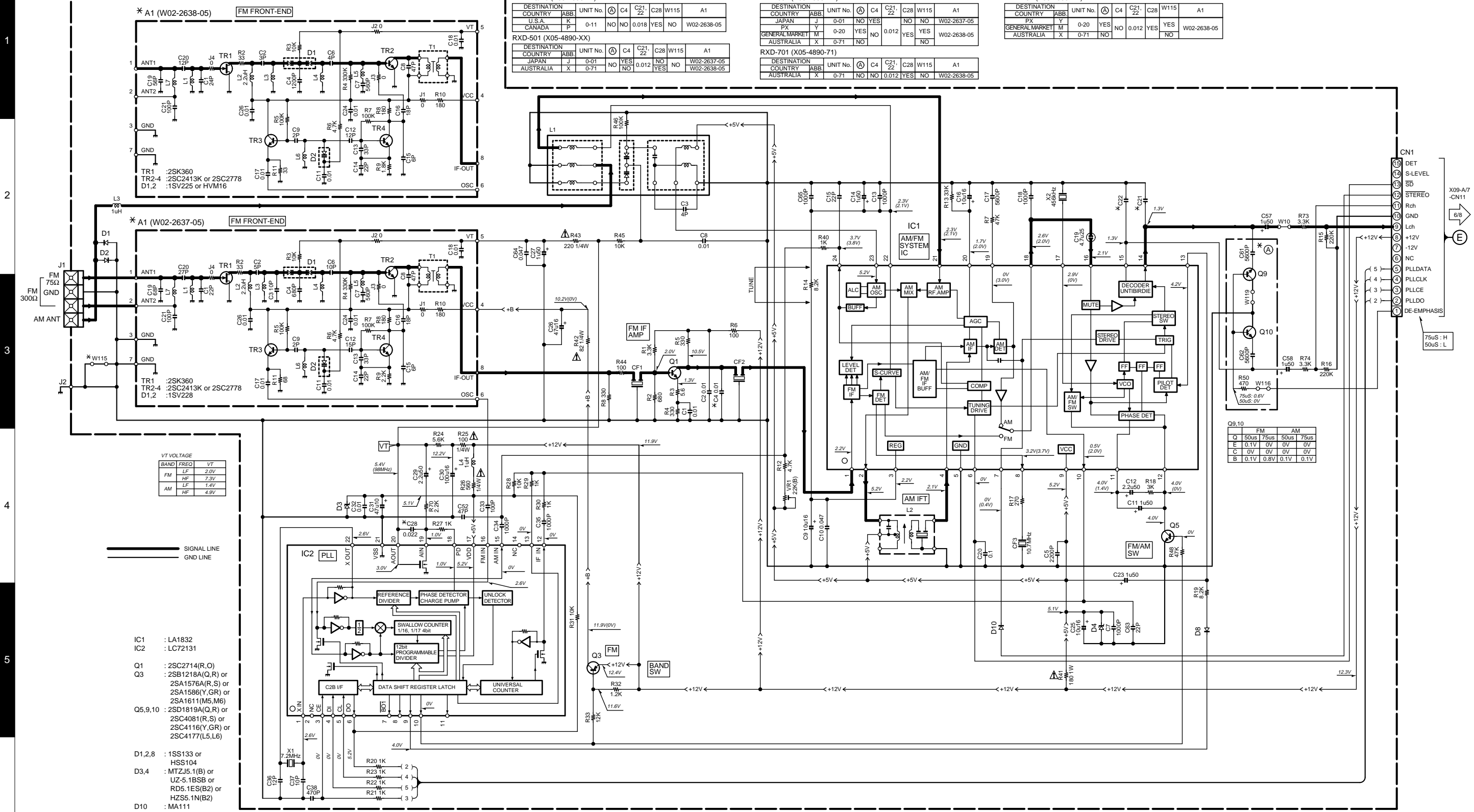
RXD-551 (X05-4890-XX)

DESTINATION	COUNTRY	ABB	UNIT No.	Ⓐ	C4	C21, 22	C28	W115	A1
JAPAN	J		0-01	NO	YES	0.012	NO	NO	W02-2637-05
GENERAL MARKET	M		0-20	YES	NO	0.012	YES	YES	W02-2638-05
AUSTRALIA	X		0-71	NO	NO	0.012	YES	NO	W02-2638-05

DESTINATION	COUNTRY	ABB	UNIT No.	Ⓐ	C4	C21, 22	C28	W115	A1
JAPAN	J		0-01	NO	YES	0.012	NO	NO	W02-2637-05
GENERAL MARKET	M		0-20	YES	NO	0.012	YES	YES	W02-2638-05
AUSTRALIA	X		0-71	NO	NO	0.012	YES	NO	W02-2638-05

RXD-751 (X05-4890-XX)

DESTINATION	COUNTRY	ABB	UNIT No.	Ⓐ	C4	C21, 22	C28	W115	A1
JAPAN	J		0-01	NO	YES	0.012	NO	NO	W02-2637-05
GENERAL MARKET	M		0-20	YES	NO	0.012	YES	YES	W02-2638-05
AUSTRALIA	X		0-71	NO	NO	0.012	YES	NO	W02-2638-05



VT VOLTAGE

BAND	FREQ	VT
FM	LF	2.0V
FM	HF	7.3V
AM	LF	1.4V
AM	HF	4.9V

— SIGNAL LINE
— GND LINE

- IC1 : LA1832
- IC2 : LC72131
- Q1 : 2SC2714(R,O)
- Q3 : 2SB1218A(Q,R) or 2SA1576A(R,S) or 2SA1586(Y,GR) or 2SA1611(M5,M6)
- Q5,9,10 : 2SD1819A(Q,R) or 2SC4081(R,S) or 2SC4116(Y,GR) or 2SC4177(L5,L6)
- D1,2,8 : 1SS133 or HSS104
- D3,4 : MTZJ5.1(B) or UZ-5.1BSB or RD5.1ES(B2) or HZS5.1N(B2)
- D10 : MA111

RXD-A5/A8(K) (3/8)
RXD-501(J,X)/RXD-551(J,Y,M,X) (3/8)
RXD-701(X)/RXD-751(Y,M,X) (3/8)

CAUTION: For continued safety, replace safety critical components only with manufacturer's recommended parts (refer to parts list). Δ indicates safety critical components. For continued protection against risk of fire, replace only with same type and rating fuse(s). To reduce the risk of electric shock, leakage-current or resistance measurements shall be carried out (exposed parts are acceptably insulated from the supply circuit) before the appliance is returned to the customer.

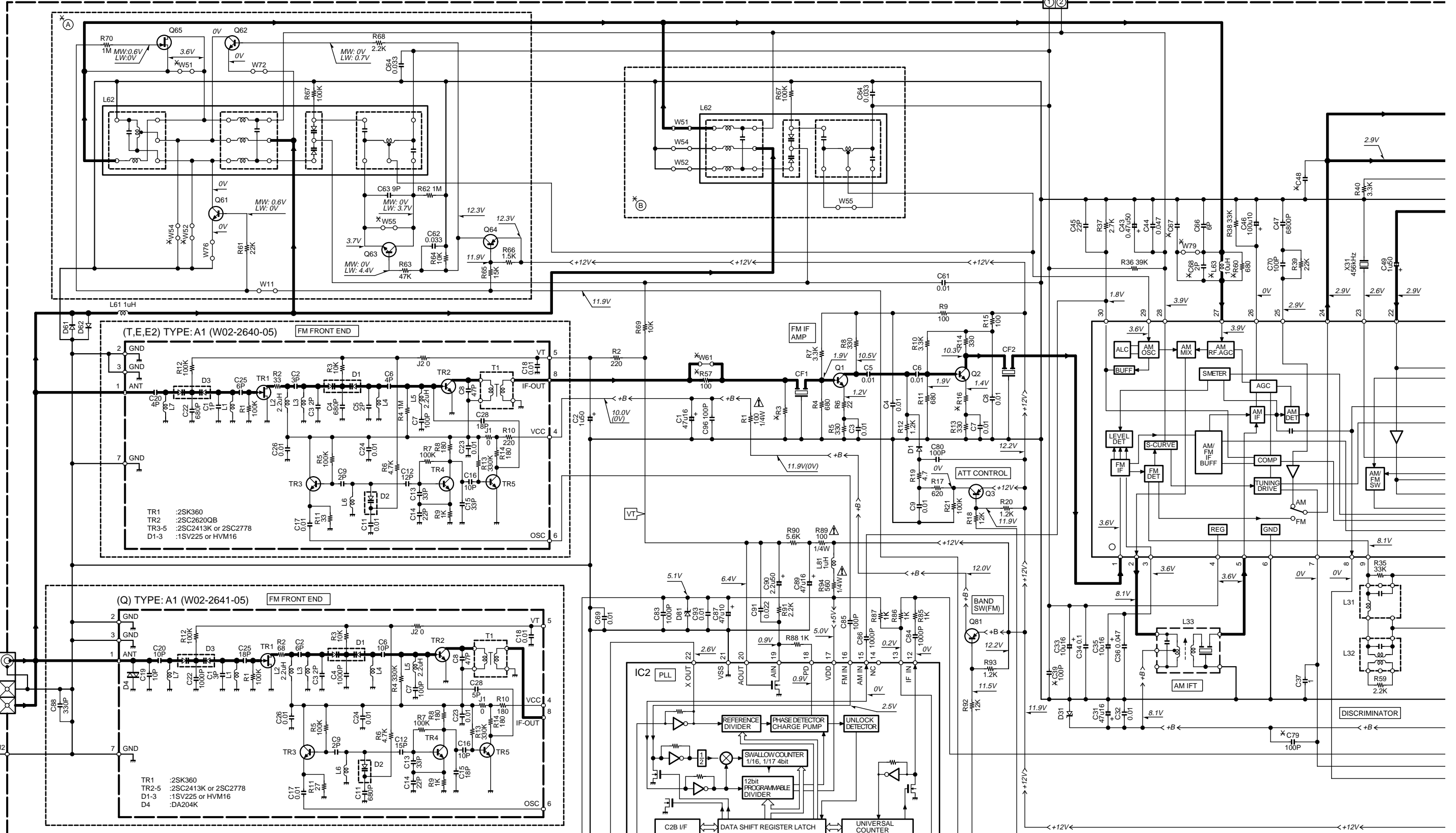
The DC voltage is an actual reading measured with a high impedance type voltmeter as the AM/FM signal generator is specified to the conditions as shown in the list below. The measurement value may vary depending on the measuring instruments used or the product. The value shown in () is actual reading measured in the AM made.

MODE	CARRIER	MODULATION		ANT INPUT
		FREQUENCY	DEVIATION	
FM	98MHz	1kHz	STEREO 67.5kHz 7.5kHz(Pilot)	60dB
AM	1000(999)kHz	400Hz	MONO 30% MOD	60dB

Y39-2850-10

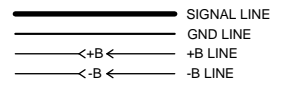
RXD-501/551/571/A5/701/751/771/A8

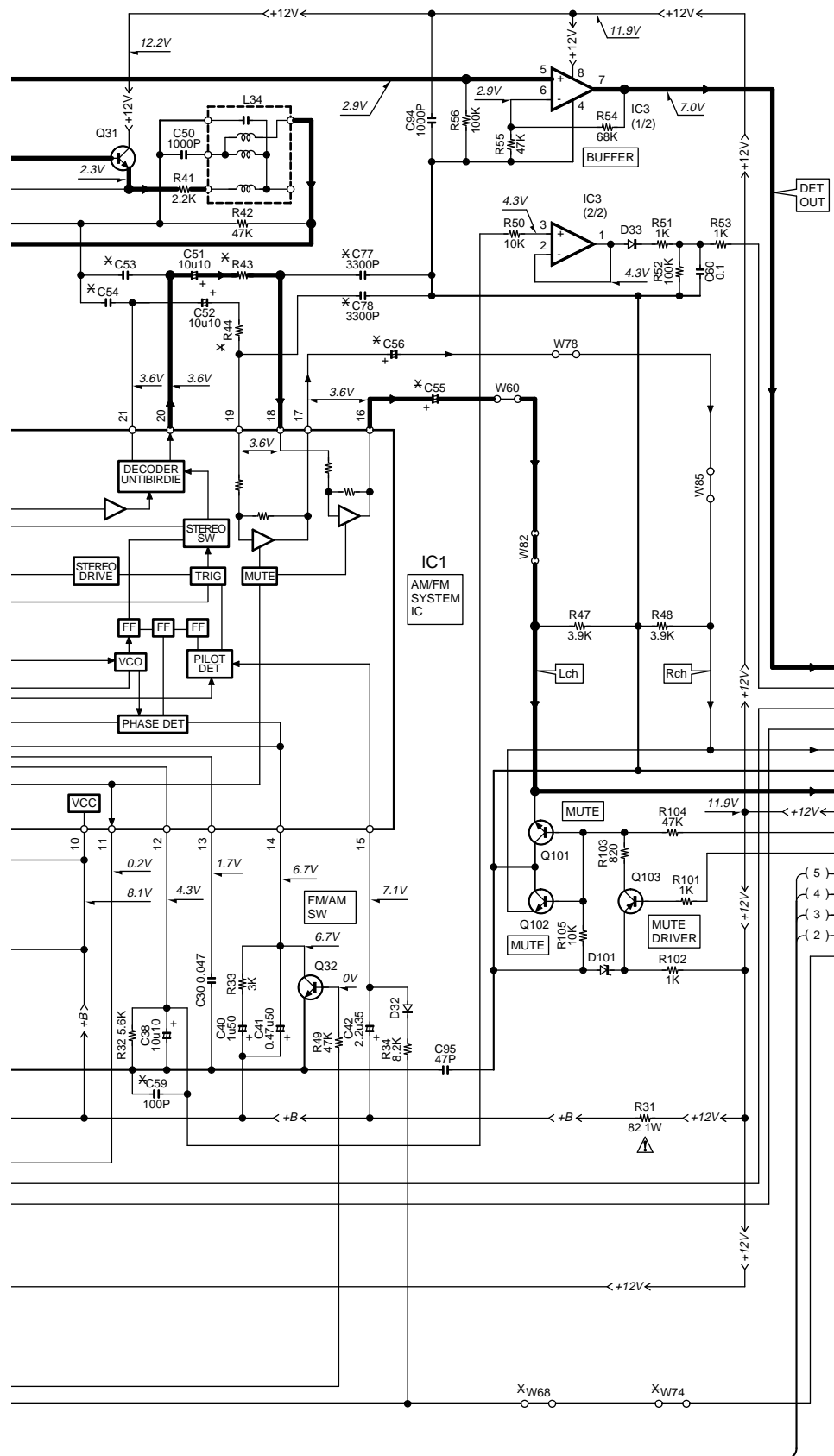
KENWOOD



- IC1 : LA1836
- IC2 : LC72131
- IC3 : NJM2904M
- Q1,2 : 2SC2714(R,O)
- Q3,81,64,103 : 2SA1576A(R,S) or 2SB1218A(Q,R) or 2SA1586(Y,GR)
- Q31,32,61,62 : 2SC4081(R,S) or 2SD1819A(Q,R) or 2SC4116(Y,GR)
- Q63 : 2SC2878(B)
- Q101,102 : 2SD2114K
- D1,33,61,62 : 1SS133 or HSS104
- D31 : MTZJ8.2(B) or UZ-8.2BSB or RD8.2ES(B) or HZS8.2N(B)
- D32 : MA111
- D81 : MTZJ5.1(B) or UZ-5.1BSB or RD5.1ES(B) or HZS5.1N(B)
- D101 : MTZJ3.3(B) or HZS3.3N(B2)

VT VOLTAGE		
BAND	FREQ	VT
FM	LF	2.3V
	HF	7.7V
AM	LF	1.2V
(MW)	HF	4.6V





RXD-501/551/701/751 (X05-490X-XX)

DESTINATION COUNTRY ABB.	UNIT No.	(A)	(B)	C39,59,79,88	C48	C53,54	C55,56	C67	C68	C77,78	R3	R16	R43,44	R57	R60	L62	L63	W51,52,54,55,61	W61	W68,74,79	J2	A1	
U.K.	T	0-51	YES	NO	NO	560P	0.015	2.2u35	33P	NO	YES	3.3K	22	22K	NO	YES	L39-1368	NO	NO	YES	NO	F10-1053	W02-2640
EUROPE	E	2-70	NO	YES	NO	560P	0.015	2.2u35	22P	YES	3.3K	22	22K	NO	NO	NO	L39-1367	YES	NO	YES	NO	F10-1053	W02-2640

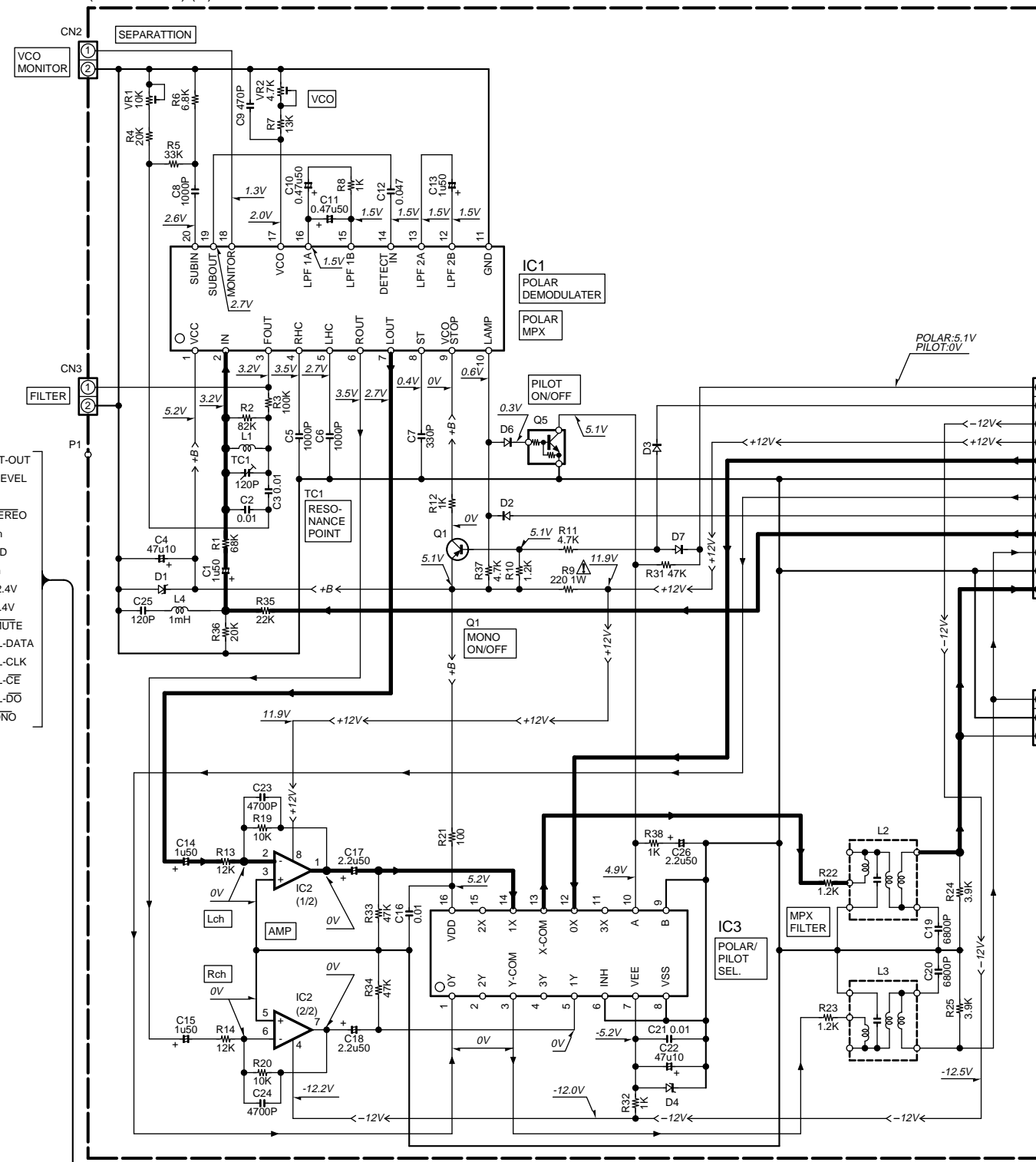
RXD-501E/551E/701E/751E (X05-4902-70)

DESTINATION COUNTRY ABB.	UNIT No.	(A)	(B)	C39,59,79,88	C48	C53,54	C55,56	C67	C68,77,78	R3	R16	R43,44	R57,80	R60	L62	L63	W68,74,79	W51,52,54,55,61	J2	A1			
EUROPE	E2	2-70	NO	YES	NO	560P	0.015	2.2u35	22P	YES	3.3K	22	22K	NO	NO	NO	L39-1367	YES	NO	YES	NO	F10-1053	W02-2640

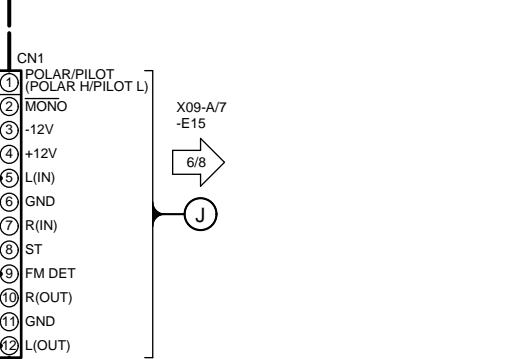
RXD-501W/551W/701W/751W (X05-4903-81)

DESTINATION COUNTRY ABB.	UNIT No.	(A)	(B)	C39,59,79,88	C48	C53,54	C55,56	C67	C68,77,78	R3	R16	R43,44	R57	R60	L62	L63	W68,74,79	W51,52,54,55,61	J2	A1		
RUSSIA	Q	3-81	YES	NO	YES	470P	0.018	3.3u25	22P	NO	330	47	12K	YES	NO	NO	L39-1368	NO	NO	NO	F10-1088	W02-2641

POLAR UNIT (X04-1313-80) (Q)TYPE ONLY



- (X04-) IC1 : IR3R42
- IC2 : NJM4565D
- IC3 : TC4052BP
- Q1 : 2SA933AS(Q,R) or 2SA1175(F,E)
- Q5 : DTC124ESA or UN4212
- D1,4 : MTZJ5.1(B) or UZ5.1BSB or HZS5.1N(B2)
- D2,3,6,7 : 1SS133 or HSS104



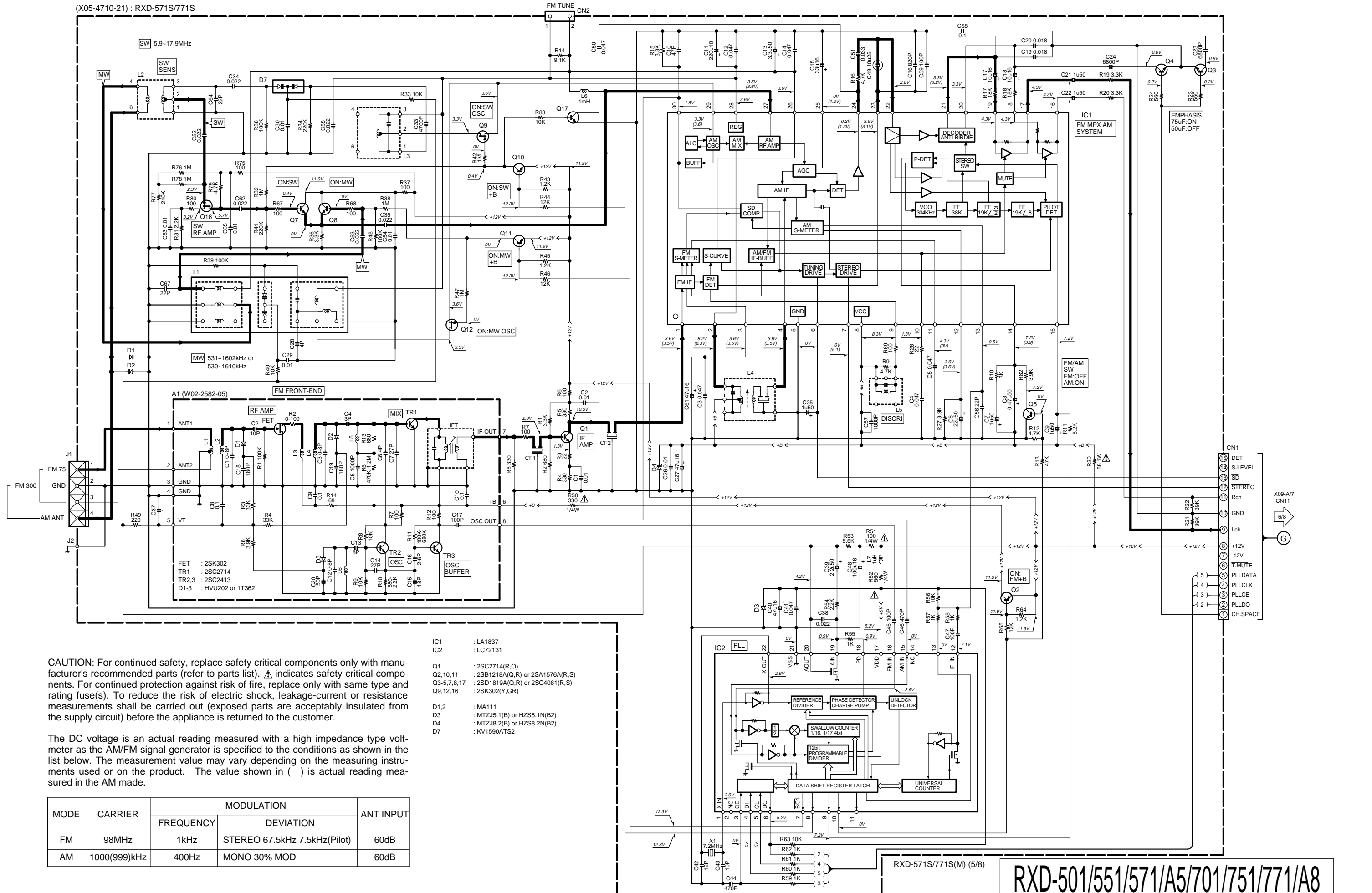
CAUTION: For continued safety, replace safety critical components only with manufacturer's recommended parts (refer to parts list). ⚠ indicates safety critical components. For continued protection against risk of fire, replace only with same type and rating fuse(s). To reduce the risk of electric shock, leakage-current or resistance measurements shall be carried out (exposed parts are acceptably insulated from the supply circuit) before the appliance is returned to the customer.

RED-501/551/701/751(T,E) (4/8)
 RXD-501E/551E/701E/751E(E2) (4/8)
 RXD-501W/551W/701W/751W(Q) (4/8)

The DC voltage is an actual reading measured with a high impedance type voltmeter as the AM/FM signal generator is specified to the conditions as shown in the list below. The measurement value may vary depending on the measuring instruments used or on the product. The value shown in () is actual reading measured in the AM mode.

MODE	CARRIER	MODULATION		ANT INPUT
		FREQUENCY	DEVIATION	
FM	98MHz	1kHz	STEREO 67.5kHz 7.5kHz(Pilot)	60dB
AM	1000(999)kHz	400Hz	MONO 30% MOD	60dB

RXD-501/551/571/A5/701/751/771/A8



- IC1 : LA1837
- IC2 : LC72131
- Q1 : 2SC2714(R,O)
- Q2,10,11 : 2SB1218A(Q,R) or 2SA1576A(R,S)
- Q3-5,7,8,17 : 2SD1819A(Q,R) or 2SC4081(R,S)
- Q9,12,16 : 2SK302(Y,GR)
- D1,2 : MA111
- D3 : MTZJ5.1(B) or HZS5.1N(B2)
- D4 : MTZJ8.2(B) or HZS8.2N(B2)
- D7 : KV1590ATS2

CAUTION: For continued safety, replace safety critical components only with manufacturer's recommended parts (refer to parts list). Δ indicates safety critical components. For continued protection against risk of fire, replace only with same type and rating fuse(s). To reduce the risk of electric shock, leakage-current or resistance measurements shall be carried out (exposed parts are acceptably insulated from the supply circuit) before the appliance is returned to the customer.

The DC voltage is an actual reading measured with a high impedance type voltmeter as the AM/FM signal generator is specified to the conditions as shown in the list below. The measurement value may vary depending on the measuring instruments used or on the product. The value shown in () is actual reading measured in the AM mode.

MODE	CARRIER	MODULATION		ANT INPUT
		FREQUENCY	DEVIATION	
FM	98MHz	1kHz	STEREO 67.5kHz 7.5kHz(Pilot)	60dB
AM	1000(999)kHz	400Hz	MONO 30% MOD	60dB

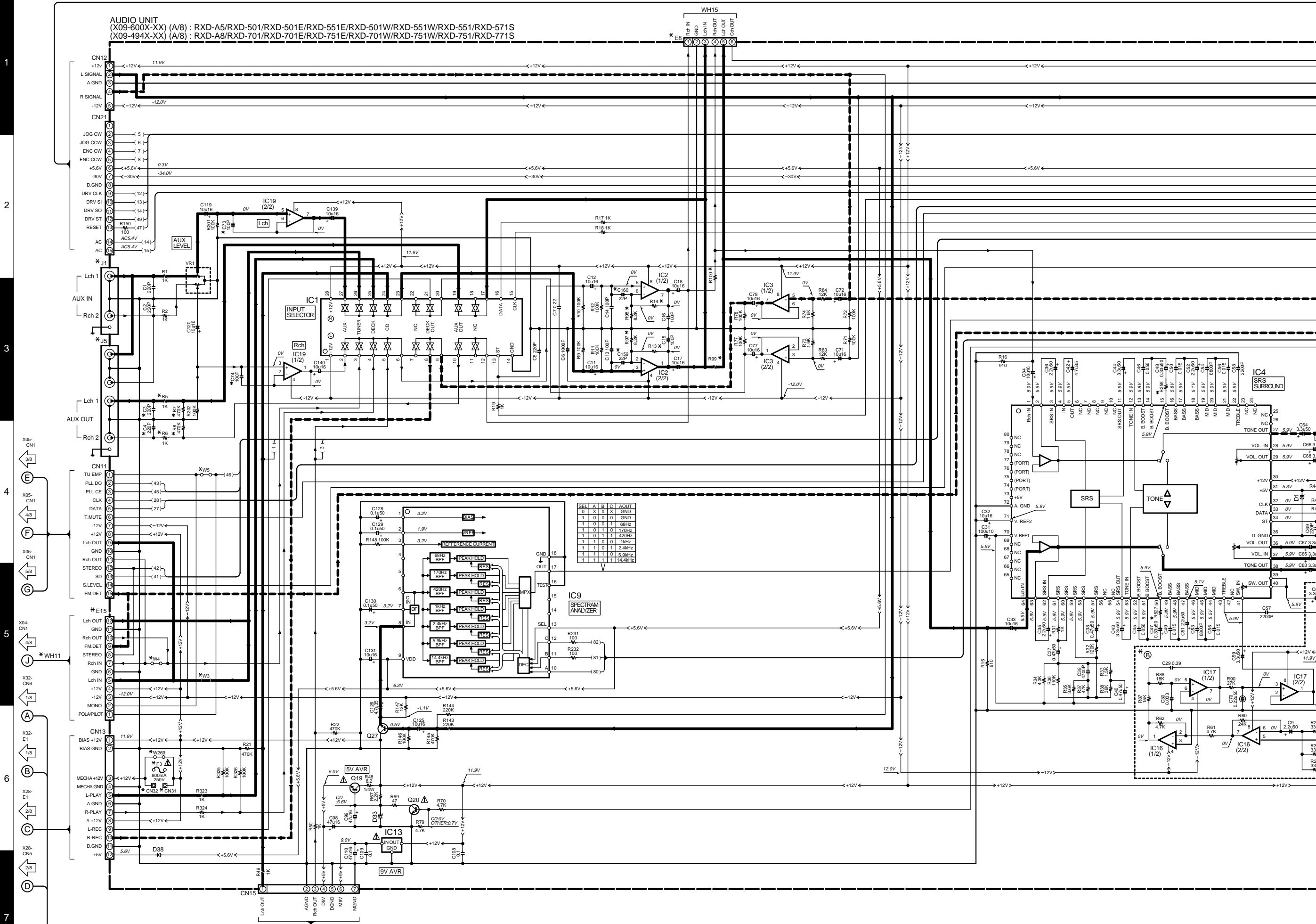
RXD-571S/771S(M) (5/8)

RXD-501/551/571/A5/701/751/771/A8

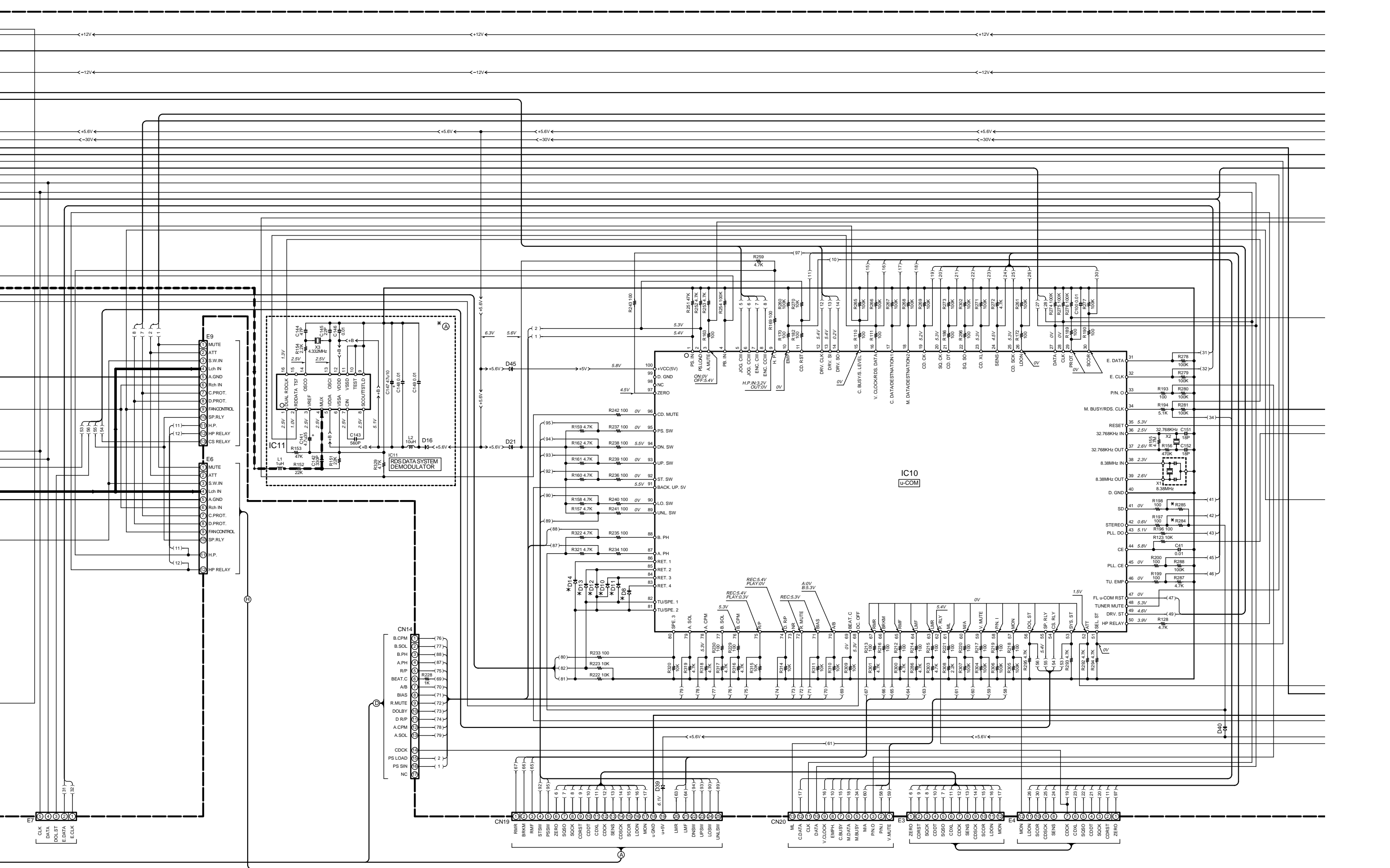
Y39-2850-10

KENWOOD

AUDIO UNIT
 (X09-600X-XX) (A/8) : RXD-A5/RXD-501/RXD-501E/RXD-551E/RXD-501W/RXD-551W/RXD-551/RXD-571S
 (X09-494X-XX) (A/8) : RXD-A8/RXD-701/RXD-701E/RXD-751E/RXD-701W/RXD-751W/RXD-751/RXD-771S



SEL	A	B	C	AOUT
0	X	X	X	GND
1	0	0	0	GND
1	0	1	0	1.70kHz
1	0	1	1	420Hz
1	1	0	0	1kHz
1	1	0	1	2.4kHz
1	1	1	0	5.9kHz
1	1	1	1	14.4kHz



IC11
RDS DATA SYSTEM DEMODULATOR

Pin 1: 2.5V
Pin 2: 1.0V
Pin 3: 2.5V
Pin 4: 2.5V
Pin 5: VDDA
Pin 6: VSSA
Pin 7: VSSD
Pin 8: SCOUTSIL
Pin 9: 5.1V
Pin 10: TEST
Pin 11: CN
Pin 12: VDDA
Pin 13: VSSA
Pin 14: VSSD
Pin 15: OSCO
Pin 16: OSCO

IC10
U-COM

CN14

- 76: B.CPM
- 77: B.SOL
- 78: B.PH
- 79: A.PH
- 80: R/P
- 81: BEAT.C
- 82: A/B
- 83: BIAS
- 84: R.MUTE
- 85: DOLBY
- 86: D.R/P
- 87: A.CPM
- 88: A.SOL
- 89: C.DCK
- 90: PS LOAD
- 91: PS SIN
- 92: NC

CN19

- 67: RMR
- 68: BRKM
- 69: R/MF
- 70: STSW
- 71: ZERO
- 72: S.GSO
- 73: S.COCK
- 74: C.DST
- 75: C.DX
- 76: C.DX
- 77: SENS
- 78: SCOR
- 79: MON
- 80: u-GND
- 81: u+5V
- 82: LMR
- 83: LMF
- 84: DNSV
- 85: LPSV
- 86: LOSV
- 87: UNL.SV

CN20

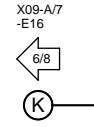
- 17: ML
- 18: CDATA
- 19: CLK
- 20: V.CLOCK
- 21: EMPH
- 22: C.BUSY
- 23: M.DATA
- 24: M.BUSY
- 25: MA
- 26: P.N.O
- 27: V.MUTE
- 28: ZERO
- 29: CORST
- 30: S.COCK
- 31: C.DST
- 32: C.DX
- 33: C.DX
- 34: SENS
- 35: SCOR
- 36: MON
- 37: LOON
- 38: C.DCK
- 39: CDCK
- 40: S.GSO
- 41: S.COCK
- 42: C.DST
- 43: C.DX
- 44: C.DX
- 45: SENS
- 46: SCOR
- 47: MON
- 48: SEL.ST
- 49: HP RELAY
- 50: FL u-COM RST
- 51: TUNER MUTE
- 52: DRV. ST
- 53: HP RELAY

E3

- 6: ZERO
- 7: CORST
- 8: S.COCK
- 9: C.DST
- 10: C.DX
- 11: C.DX
- 12: SENS
- 13: SCOR
- 14: MON
- 15: LOON
- 16: C.DCK
- 17: CDCK
- 18: S.GSO
- 19: S.COCK
- 20: C.DST
- 21: C.DX
- 22: C.DX
- 23: SENS
- 24: SCOR
- 25: MON
- 26: SEL.ST
- 27: HP RELAY
- 28: FL u-COM RST
- 29: TUNER MUTE
- 30: DRV. ST
- 31: HP RELAY

E4

- 28: MON
- 29: SEL.ST
- 30: HP RELAY
- 31: FL u-COM RST
- 32: TUNER MUTE
- 33: DRV. ST
- 34: HP RELAY
- 35: 4.7K
- 36: 4.7K
- 37: 4.7K
- 38: 4.7K
- 39: 4.7K
- 40: 4.7K
- 41: 4.7K
- 42: 4.7K
- 43: 4.7K
- 44: 4.7K
- 45: 4.7K
- 46: 4.7K
- 47: 4.7K
- 48: 4.7K
- 49: 4.7K
- 50: 4.7K
- 51: 4.7K
- 52: 4.7K
- 53: 4.7K
- 54: 4.7K
- 55: 4.7K
- 56: 4.7K
- 57: 4.7K
- 58: 4.7K
- 59: 4.7K
- 60: 4.7K
- 61: 4.7K
- 62: 4.7K
- 63: 4.7K
- 64: 4.7K
- 65: 4.7K
- 66: 4.7K
- 67: 4.7K
- 68: 4.7K
- 69: 4.7K
- 70: 4.7K
- 71: 4.7K
- 72: 4.7K
- 73: 4.7K
- 74: 4.7K
- 75: 4.7K
- 76: 4.7K
- 77: 4.7K
- 78: 4.7K
- 79: 4.7K
- 80: 4.7K
- 81: 4.7K
- 82: 4.7K
- 83: 4.7K
- 84: 4.7K
- 85: 4.7K
- 86: 4.7K
- 87: 4.7K
- 88: 4.7K
- 89: 4.7K
- 90: 4.7K
- 91: 4.7K
- 92: 4.7K
- 93: 4.7K
- 94: 4.7K
- 95: 4.7K
- 96: 4.7K
- 97: 4.7K



IC21 PIN VOLTAGE

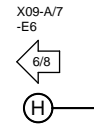
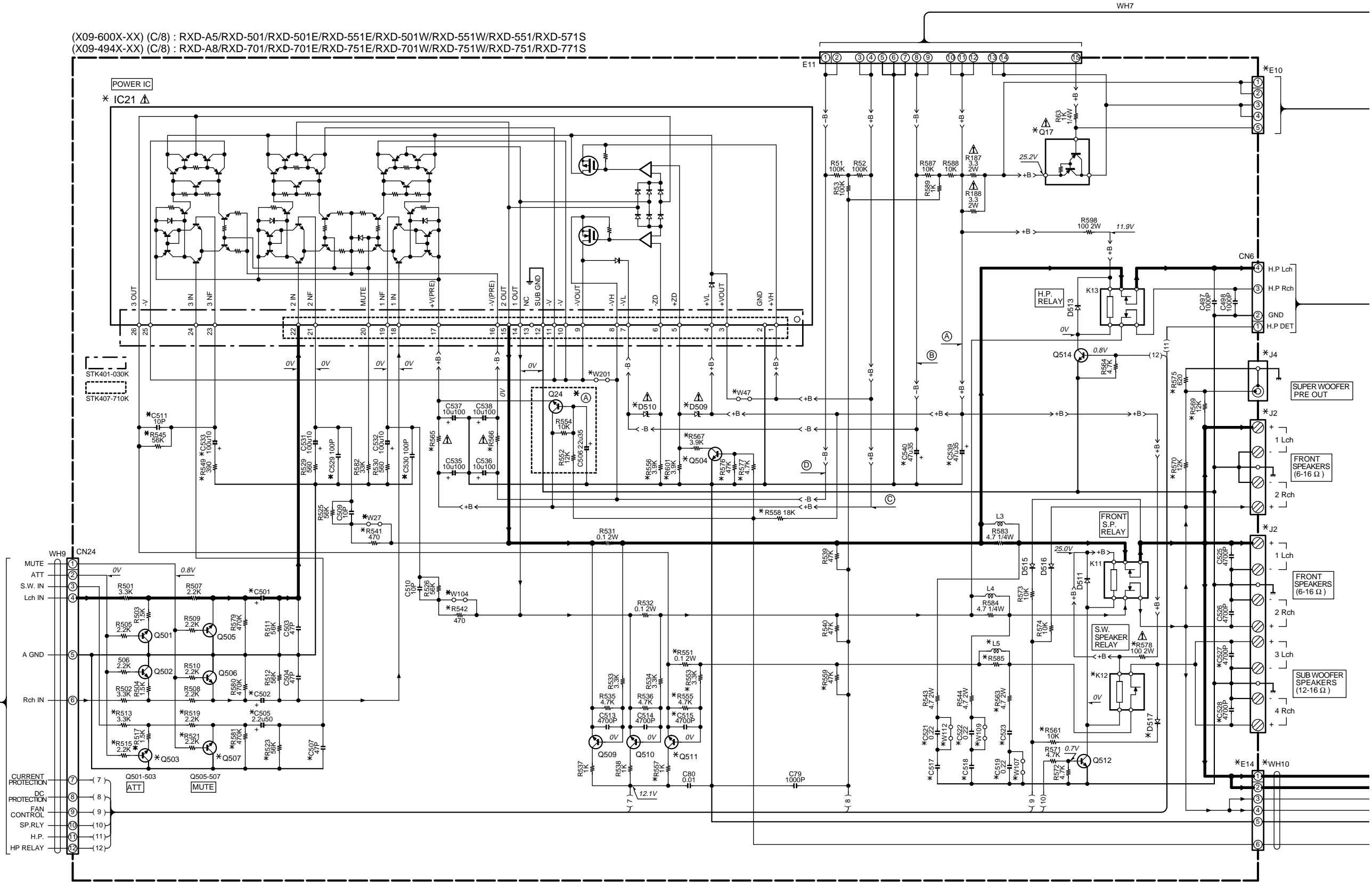
MODELS	1	2	3	4	5	6	7	8	9-11	12-15	16	17	18,19	20	21,22	23,24	25	26
RXD-A5 RXD-501/551	54.3V	0V	54.3V	0V	0V	0V	0V	-54.8V	-54.8V	0V	-53.0V	53.0V	0V	-51.8V	0V	N/C	N/C	N/C
RXD-A8 RXD-701/751	64.3V	0V	29.6V	29.8V	22.4V	-22.8V	-30.8V	-64.3V	-30.6V	0V	-60.7V	60.5V	0V	-59.4V	0V	0V	-30.6V	0V

MODELS	(A)	(B)	(C)	(D)
RXD-A5 RXD-501/551	26.0V	-27.0V	55.0V	-55.0V
RXD-A8 RXD-701/751	29.8V	-30.4V	64.3V	-64.3V

(X09-) (B/7) CN5 TERMINAL VOLTAGE

MODELS	(1)	(2)	(3)	(4)	(5)	(6)	(7)	(8)	(9)	(10)	(11)	(12)	(13)
RXD-A5 RXD-501/551	-27.0V	24.3V	26.0V	12.2V	10.5V	12.4V	0V	-54.0V	0V	AC5.0V	0V		
RXD-A8 RXD-701/751	-30.4V	28.0V	29.8V	11.9V	11.8V	13.7V	0V	-63.2V	0V	AC5.4V	0V		

(X09-600X-XX) (C/8) : RXD-A5/RXD-501/RXD-501E/RXD-551E/RXD-501W/RXD-551W/RXD-551/RXD-571S
 (X09-494X-XX) (C/8) : RXD-A8/RXD-701/RXD-701E/RXD-751E/RXD-701W/RXD-751W/RXD-751/RXD-771S



- (7) MUTE
- (8) ATT
- (9) DC PROTECTION
- (10) FAN CONTROL
- (11) SP.RLY
- (12) H.P.
- (13) HP RELAY

RXD-A5 (X14-4740-10)										
DESTINATION	COUNTRY	ABB	UNIT No.	(A)	(D)	(E)	R254-258	D20,21,30-32	D33-37	W1,4
U.S.A	K		0-10	NO	YES	NO		B30-2468-05	NO	YES
CANADA	P									

RXD-501 (X14-4740-XX)										
DESTINATION	COUNTRY	ABB	UNIT No.	(A)	(D)	(E)	R254-258	D20,21,30-32	D33-37	W1,4
JAPAN	J		0-10	NO	NO	YES	NO	B30-2468-05	NO	YES
EUROPE	E									
U.K	T							B30-2508-05		
AUSTRALIA	X									

RXD-501E/551E (X14-4740-10)										
DESTINATION	COUNTRY	ABB	UNIT No.	(A)	(D)	(E)	R254-258	D20,21,30-32	D33-37	W1,4
EUROPE	E2		0-10	NO	YES	NO		B30-2468-05	NO	YES

RXD-501W/551W (X14-4740-10)										
DESTINATION	COUNTRY	ABB	UNIT No.	(A)	(D)	(E)	R254-258	D20,21,30-32	D33-37	W1,4
RUSSIA	Q		0-10	NO	YES	NO		B30-2468-05	NO	YES

RXD-551 (X14-4740-XX)										
DESTINATION	COUNTRY	ABB	UNIT No.	(A)	(D)	(E)	R254-258	D20,21,30-32	D33-37	W1,4
JAPAN	J		0-10	NO	NO	YES	NO	B30-2468-05	NO	YES
EUROPE	E									
U.K	T							B30-2508-05		
PX	Y									
GENERAL MARKET	M		0-21	YES						
AUSTRALIA	X									

RXD-571S (X14-4740-21)										
DESTINATION	COUNTRY	ABB	UNIT No.	(A)	(D)	(E)	R254-258	D20,21,30-32	D33-37	W1,4
GENERAL MARKET	M		0-21	YES	NO	NO		B30-2508-05	NO	YES

RXD-A8 (X14-4740-11)									
DESTINATION	COUNTRY	ABB	UNIT No.	(A)	(D)	(E)	R254-258	D20,21,30-32	W1,4
U.S.A	K		0-11	NO	YES	YES		B30-2468-05	NO
CANADA	P								

RXD-701 (X14-4740-XX)									
DESTINATION	COUNTRY	ABB	UNIT No.	(A)	(D)	(E)	R254-258	D20,21,30-32	W1,4
JAPAN	J		0-11	NO	NO	YES	NO	B30-2468-05	NO
EUROPE	E								
U.K	T							B30-2508-05	NO
AUSTRALIA	X		0-22	YES					

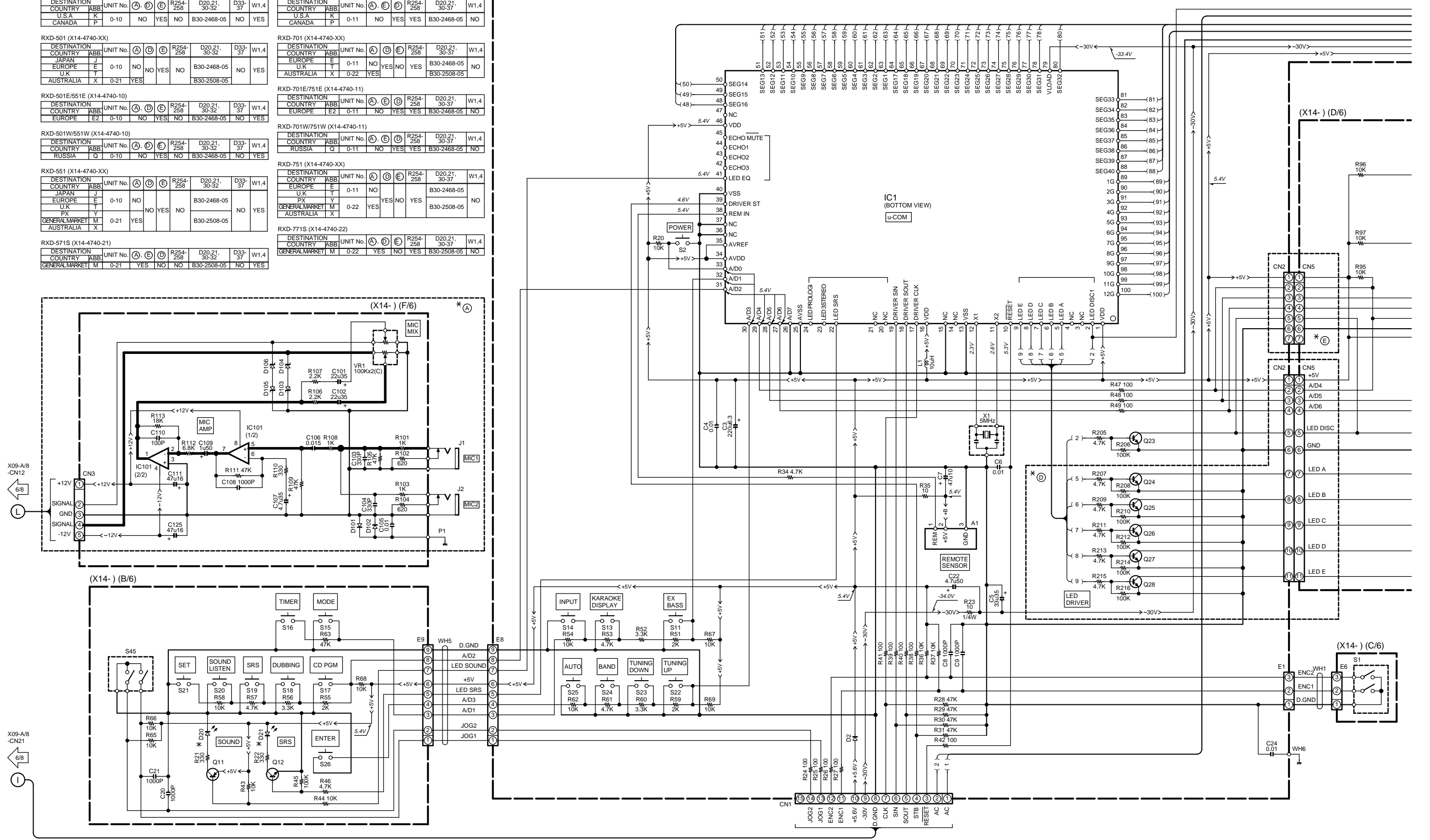
RXD-701E/751E (X14-4740-11)									
DESTINATION	COUNTRY	ABB	UNIT No.	(A)	(D)	(E)	R254-258	D20,21,30-32	W1,4
EUROPE	E2		0-11	NO	YES	YES		B30-2468-05	NO

RXD-701W/751W (X14-4740-11)									
DESTINATION	COUNTRY	ABB	UNIT No.	(A)	(D)	(E)	R254-258	D20,21,30-32	W1,4
RUSSIA	Q		0-11	NO	YES	YES		B30-2468-05	NO

RXD-751 (X14-4740-XX)									
DESTINATION	COUNTRY	ABB	UNIT No.	(A)	(D)	(E)	R254-258	D20,21,30-32	W1,4
EUROPE	E		0-11	NO	NO	YES	NO	B30-2468-05	NO
U.K	T							B30-2508-05	NO
PX	Y								
GENERAL MARKET	M		0-22	YES					
AUSTRALIA	X								

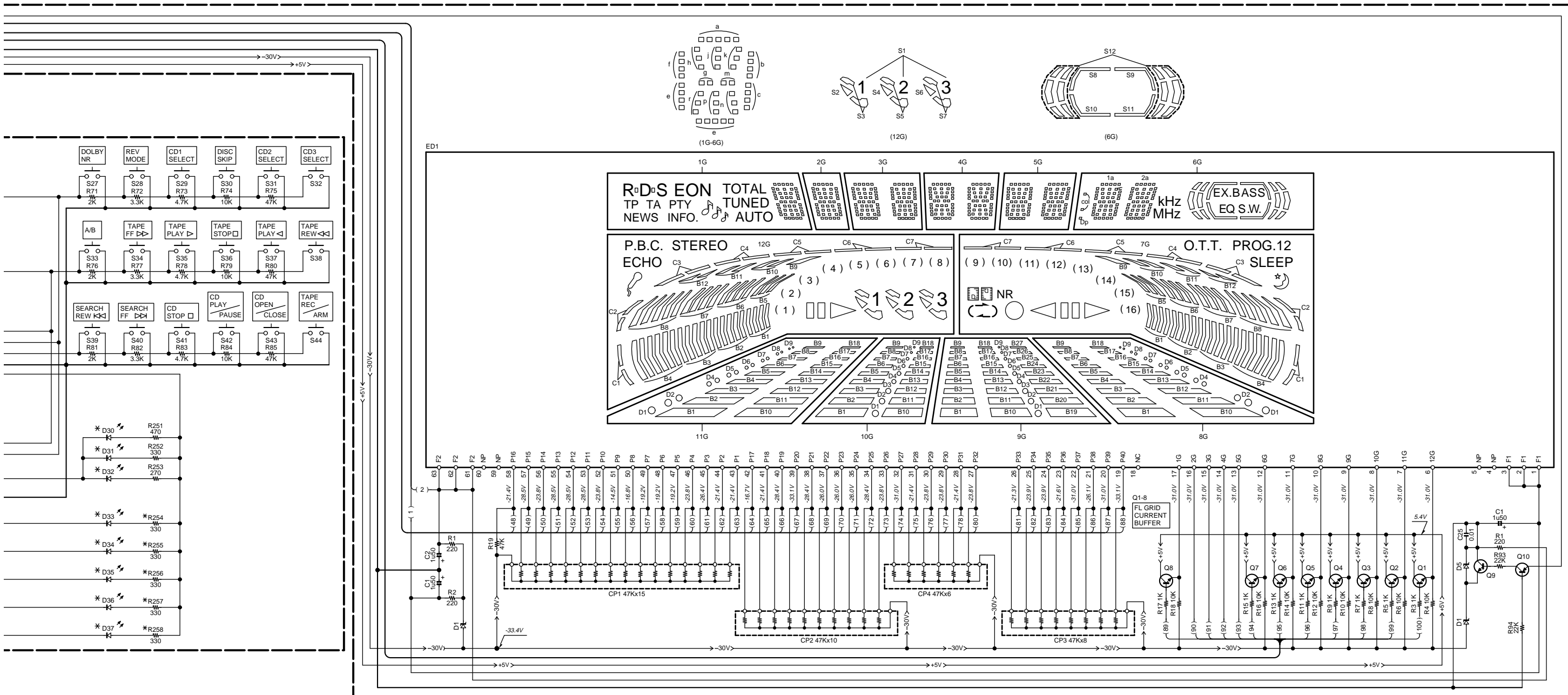
RXD-771S (X14-4740-22)									
DESTINATION	COUNTRY	ABB	UNIT No.	(A)	(D)	(E)	R254-258	D20,21,30-32	W1,4
GENERAL MARKET	M		0-22	YES	NO	YES		B30-2508-05	NO

DISPLAY UNIT (X14-4740-XX) (A/6)

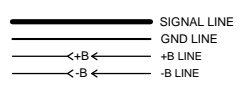


CAUTION: For continued safety, replace safety critical components only with manufacturer's recommended parts (refer to parts list). Δ indicates safety critical components. For continued protection against risk of fire, replace only with same type and rating fuse(s). To reduce the risk of electric shock, leakage-current or resistance measurements shall be carried out (exposed parts are acceptably insulated from the supply circuit) before the appliance is returned to the customer.

The DC voltage is an actual value reading measured with a high impedance type voltmeter. The measurement value may vary depending on the measuring instruments used or on the product. Refer to the voltage during PLAY unless otherwise specified; The value shown in () is the voltage measured at the moment of STOP.



- IC1 : uPD780204-038
- IC101 : NJM4565D-D
- Q1-8,12,23-28 : KTC3199(Y,GR) or 2SC1740S(Q,R)
- Q9 : 2SC2003(L,K)
- Q10,11 : KTA1267(Y,GR) or 2SA933AS(Q,R)
- ED1 : BJ594GK
- D1,5 : HZS6.8N(B) or MTZJ6.8(B)
- D2 : S5688B
- D6,7 : B30-2468-05
- D20,21,30-37 : *
- D101,102 : HSS104A or 1SS133
- D103-106 : HZS5.6N(B) or MTZJ5.6(B)



	1G	2G	3G	4G	5G	6G	7G	8G	9G	10G	11G	12G
P1	a	a	1a	1a	1a	1a	B1	B1	B1	B1	B1	B1
P2	h	h	1h	1h	1h	1h	B2	B2	B2	B2	B2	B2
P3	j	j	1j	1j	1j	1j	B3	B3	B3	B3	B3	B3
P4	k	k	1k	1k	1k	1k	B4	B4	B4	B4	B4	B4
P5	b	b	1b	1b	1b	1b	B5	B5	B5	B5	B5	B5
P6	f	f	1f	1f	1f	1f	B6	B6	B6	B6	B6	B6
P7	m	m	1m	1m	1m	1m	B7	B7	B7	B7	B7	B7
P8	g	g	1g	1g	1g	1g	B8	B8	B8	B8	B8	B8
P9	c	c	1c	1c	1c	1c	B9	B9	B9	B9	B9	B9
P10	e	e	1e	1e	1e	1e	B10	B10	B10	B10	B10	B10
P11	r	r	1r	1r	1r	1r	B11	B11	B11	B11	B11	B11
P12	p	p	1p	1p	1p	1p	B12	B12	B12	B12	B12	B12
P13	n	n	1n	1n	1n	1n	C1	B13	B13	B13	B13	C1
P14	d	d	1d	1d	1d	1d	C2	B14	B14	B14	B14	C2
P15	R-D-S	-	-	-	-	col	C3	B15	B15	B15	B15	C3
P16	EON	-	-	-	-	Dp	C4	B16	B16	B16	B16	C4
P17	TP	-	2a	2a	2a	2a	C5	B17	B17	B17	B17	C5
P18	TA	-	2h	2h	2h	2h	C6	B18	B18	B18	B18	C6
P19	PTY	-	2j	2j	2j	2j	C7	-	B19	-	-	C7
P20	NEWS	-	2k	2k	2k	2k	(9)	-	B20	-	-	(1)
P21	INFO.	-	2b	2b	2b	2b	(10)	-	B21	-	-	(2)
P22	TOTAL	-	2f	2f	2f	2f	(11)	-	B22	-	-	(3)
P23	TUNED	-	2m	2m	2m	2m	(12)	-	B23	-	-	(4)

	1G	2G	3G	4G	5G	6G	7G	8G	9G	10G	11G	12G
P24	AUTO	-	2g	2g	2g	2g	(13)	-	B24	-	-	(5)
P25	(UPPER)	-	2c	2c	2c	2c	(14)	-	B25	-	-	(6)
P26	(MIDDLE)	-	2e	2e	2e	2e	(15)	-	B26	-	-	(7)
P27	(LOWER)	-	2r	2r	2r	2r	(16)	-	B27	-	-	(8)
P28	-	-	2p	2p	2p	2p	O.T.T.	D1	D1	D1	D1	S1
P29	-	-	2n	2n	2n	2n	PROG.	D2	D2	D2	D2	S2
P30	-	-	2d	2d	2d	2d	1	-	D3	D3	D3	S3
P31	-	-	-	-	-	-	MHz	2	D4	D4	D4	S4
P32	-	-	-	-	-	-	kHz	SLEEP	D5	D5	D5	S5
P33	-	-	-	-	-	-	NR	D6	D6	D6	D6	S6
P34	-	-	-	-	-	-	S9	D7	D7	D7	D7	S7
P35	-	-	-	-	-	-	S10	D8	D8	D8	D8	S8
P36	-	-	-	-	-	-	S11	D9	D9	D9	D9	S9
P37	-	-	-	-	-	-	S12	D10	D10	D10	D10	S10
P38	-	-	-	-	-	-	EX.BASS	-	-	-	-	P.B.C.
P39	-	-	-	-	-	-	EQ	-	-	-	-	STEREO
P40	-	-	-	-	-	-	S.W.	-	-	-	-	ECHO

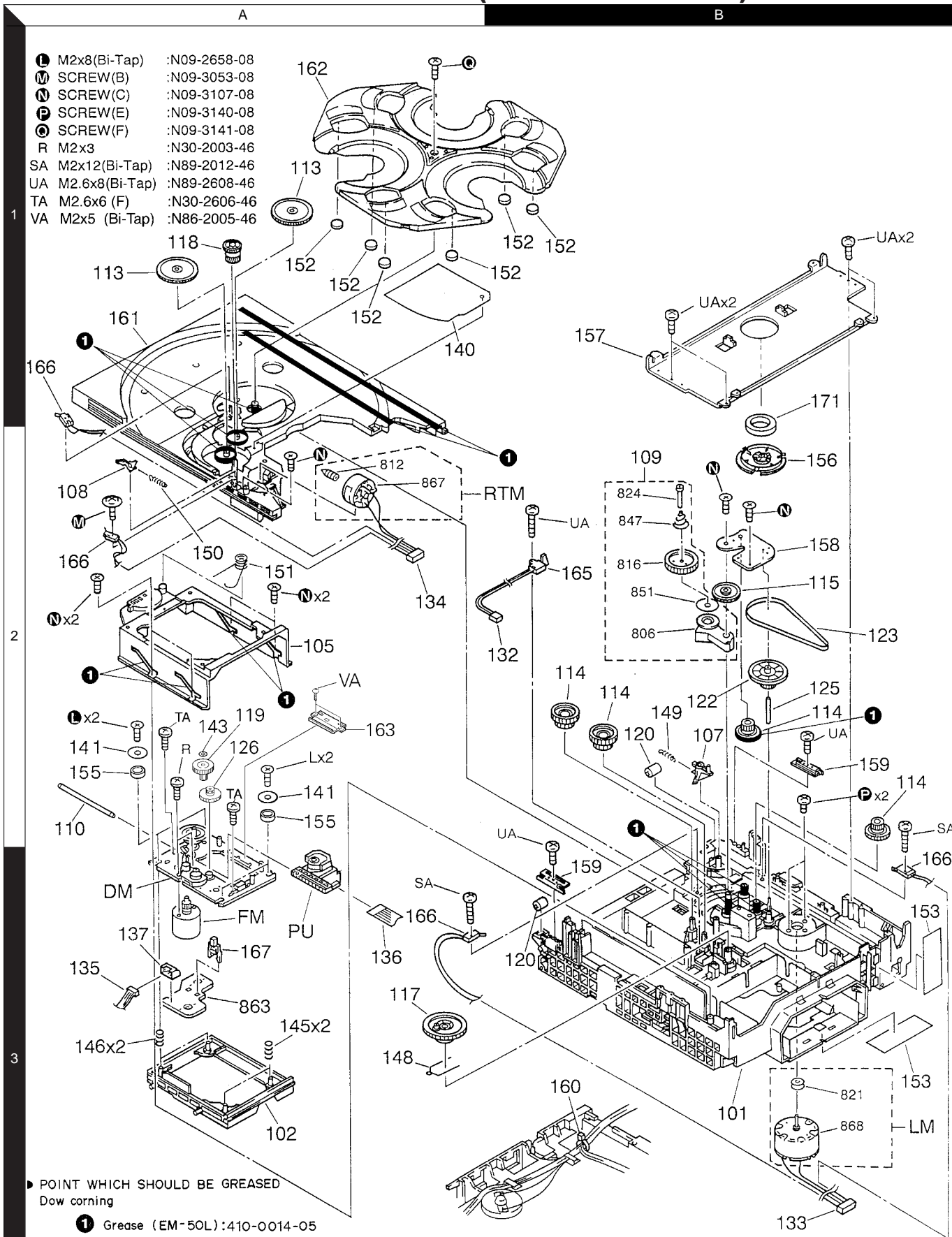
- RXD-A5/A8(K) (8/8)
- RXD-501/501E/501W(E) (8/8)
- RXD-551/551E/551W571S(E) (8/8)
- RXD-701/701E/701W(E) (8/8)
- RXD-751/751E/751W/771S(E) (8/8)

RXD-501/551/571/A5/701/751/771/A8

Y39-2850-10

KENWOOD

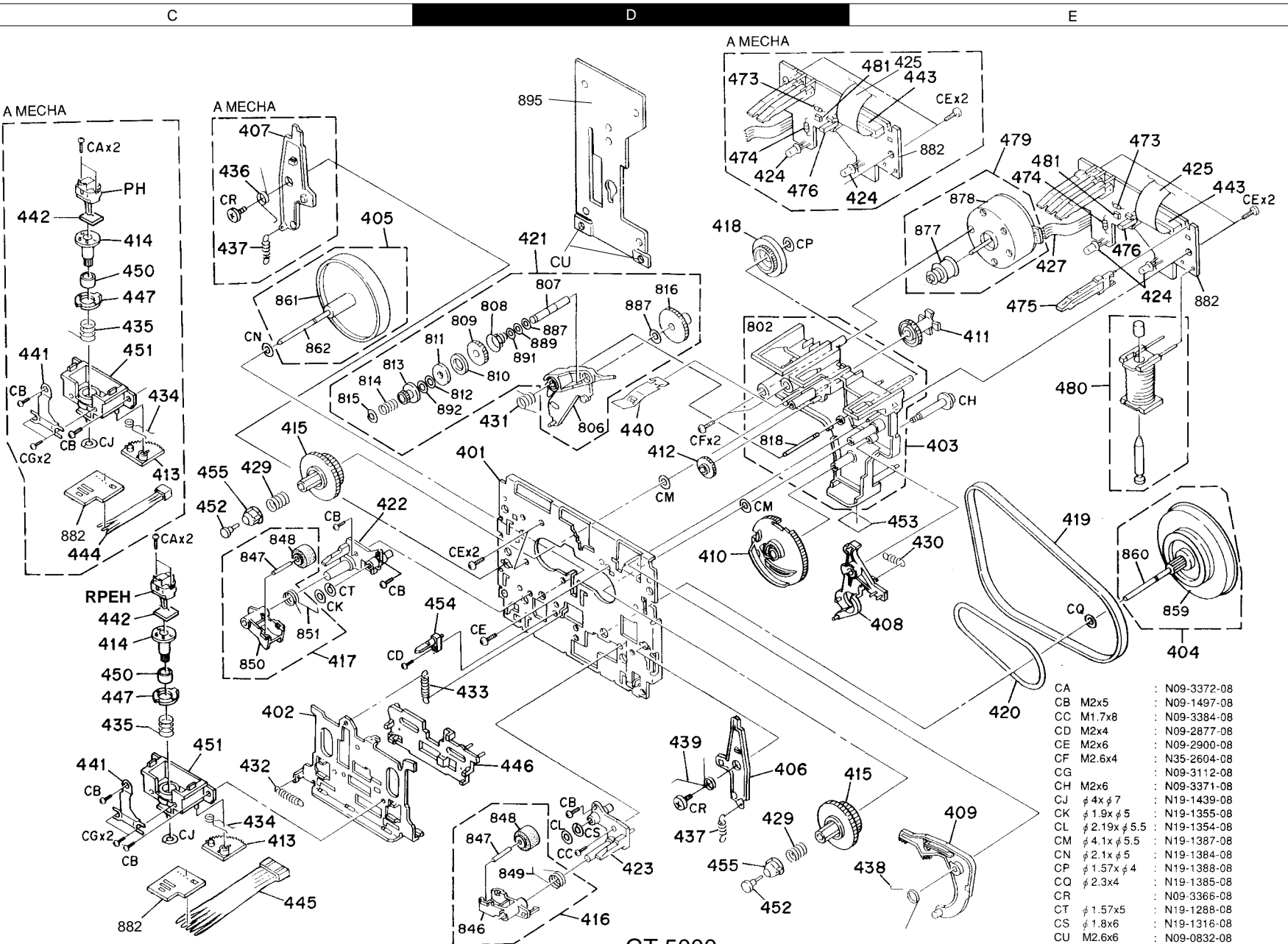
EXPLODED VIEW (CD MECHANISM)



CDM-27

Parts with exploded numbers larger than 700 are not supplied.

EXPLODED VIEW (CASSETTE MECHANISM)



CA	:	N09-3372-08
CB	M2x5	: N09-1497-08
CC	M1.7x8	: N09-3384-08
CD	M2x4	: N09-2877-08
CE	M2x6	: N09-2900-08
CF	M2.6x4	: N35-2604-08
CG		: N09-3112-08
CH	M2x6	: N09-3371-08
CJ	φ 4x φ 7	: N19-1439-08
CK	φ 1.9x φ 5	: N19-1355-08
CL	φ 2.19x φ 5.5	: N19-1354-08
CM	φ 4.1x φ 5.5	: N19-1387-08
CH	φ 2.1x φ 5	: N19-1384-08
CN	φ 1.57x φ 4	: N19-1388-08
CP	φ 1.57x φ 4	: N19-1388-08
CQ	φ 2.3x4	: N19-1385-08
CR		: N09-3366-08
CT	φ 1.57x5	: N19-1288-08
CS	φ 1.8x6	: N19-1316-08
CU	M2.6x6	: N09-0832-08

GT-5000

Parts with exploded numbers larger than 700 are not supplied.

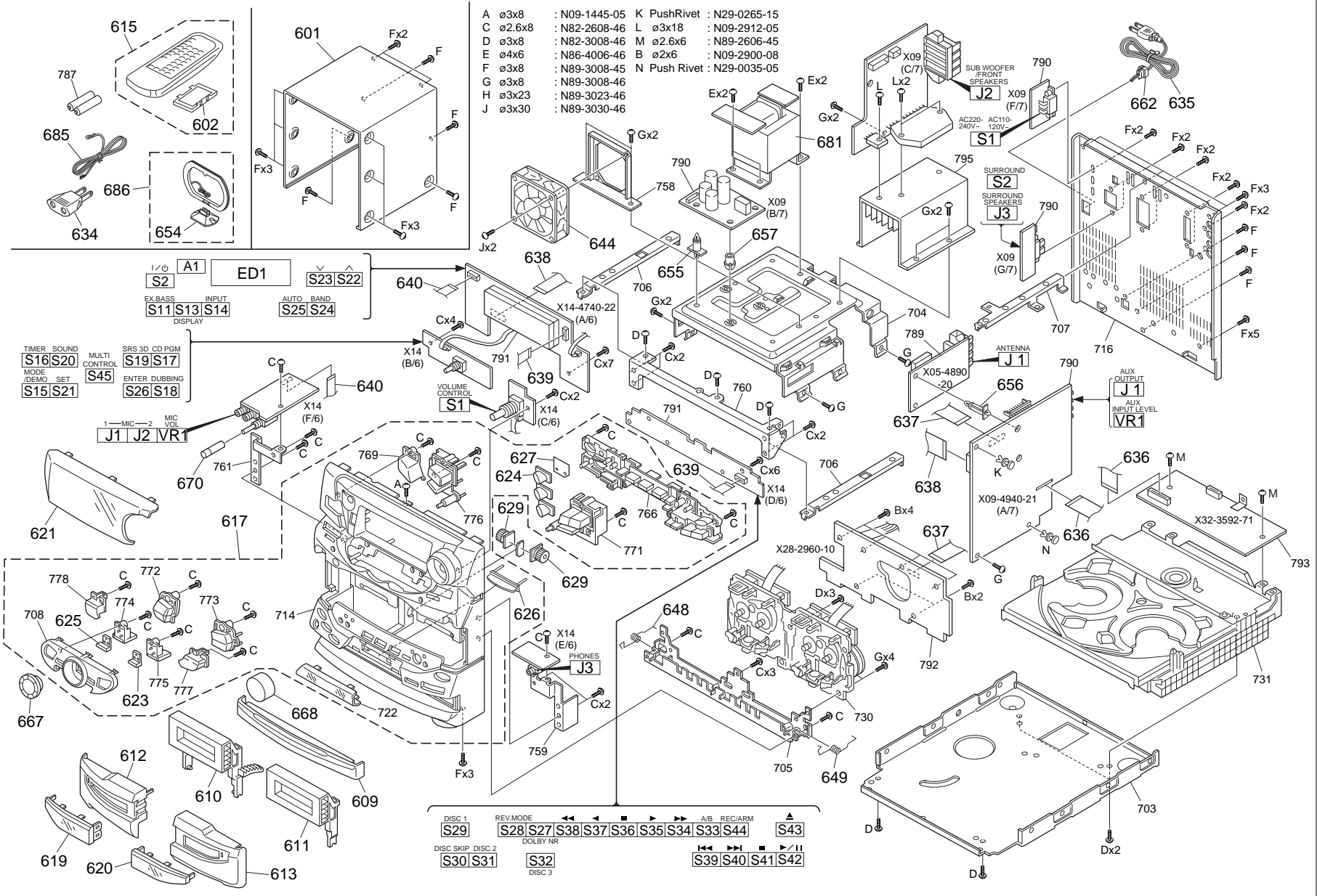
Parts with exploded numbers larger than 700 are not supplied.

F

G

H

- A \varnothing 3x8 : N09-1445-05
- C \varnothing 2.6x8 : N82-2608-46
- D \varnothing 3x8 : N82-3008-46
- E \varnothing 4x6 : N86-4006-46
- F \varnothing 3x8 : N89-3008-45
- G \varnothing 3x8 : N89-3008-46
- H \varnothing 3x23 : N89-3023-46
- J \varnothing 3x30 : N89-3030-46
- K PushRivet : N29-0265-15
- L \varnothing 3x18 : N09-2912-05
- M \varnothing 2.6x6 : N89-2606-45
- B \varnothing 2x6 : N09-2900-08
- N Push Rivet : N29-0035-05



EXPLODED VIEW (UNIT)

RXD-501/551/571/A5/701/751/771/A8

* New Parts
Parts without **Parts No.** are not supplied.
Les articles non mentionnés dans le **Parts No.** ne sont pas fournis.
Teile ohne **Parts No.** werden nicht geliefert.

①

Ref. No	Add-ress	New Parts	Parts No.	Description	Desti-nation	Re-marks
RXD-551/551E/551W/571S/A5						
601	1F	*	A01-3550-11	METALLIC CABINET		
602	1F	*	A09-0399-08	BATTERY COVER		
609	2F	*	A29-0896-12	PANEL		
610	2F	*	A53-2034-12	CASSETTE HOLDER		
611	2F	*	A53-2035-12	CASSETTE HOLDER		
612	2F	*	A53-2036-12	CASSETTE LID		
613	2F	*	A53-2037-12	CASSETTE LID		
615	1F	*	A70-1201-05	REMOTE CONTROLLER ASSY	KPY	
615	1F	*	A70-1201-05	REMOTE CONTROLLER ASSY	MXM2	
615	1F	*	A70-1202-05	REMOTE CONTROLLER ASSY	TEQE2	
617	2F	*	A60-1395-11	PANEL ASSY	YMXM2	
617	2F	*	A60-1396-11	PANEL ASSY	TEQE2	
617	2F	*	A60-1405-11	PANEL ASSY	KP	
619	2F	*	B10-2446-13	FRONT GLASS		
620	2F	*	B10-2447-13	FRONT GLASS		
621	2F	*	B10-2459-12	FRONT GLASS	TEQE2	
621	2F	*	B10-2474-12	FRONT GLASS	YMX	
621	2F	*	B10-2475-12	FRONT GLASS	KP	
621	2F	*	B10-2476-12	FRONT GLASS	M2	
623	2F	*	B19-1586-04	LIGHTING BOARD		
624	1G,2G	*	B19-1587-03	LIGHTING BOARD		
625	2F	*	B19-1589-04	LIGHTING BOARD		
627	2G	*	B11-0374-04	SMOKED FILTER		
-			B46-0096-53	WARRANTY CARD	X	
-			B46-0310-03	WARRANTY CARD	E2	
-			B46-0310-03	WARRANTY CARD	TEQE2	
-			B46-0328-03	WARRANTY CARD	KY	
-			B46-0336-03	WARRANTY CARD	P	
-			B58-0513-04	CAUTION CARD (PRESET220-240)	Y	
-			B58-0964-13	CAUTION CARD (UL)	KY	
-			B58-0965-13	CAUTION CARD (T.XtypePL)	XT	
-			B58-0966-13	CAUTION CARD (ELMtypePL)	MEM2	
-			B58-0967-03	CAUTION CARD (PtypePL)	P	
-			B58-1526-03	CAUTION CARD (P4,ORI,A4,1(Q)	Q	
-			B58-1569-04	CAUTION CARD		
-			B58-1607-03	CAUTION CARD	E2	
-			B59-1104-00	SERVICE DIRECTORY	Y	
-		*	B60-3768-00	INSTRUCTION MANUAL(ENGLISH)	TQM2E2	
-		*	B60-3768-00	INSTRUCTION MANUAL(ENGLISH)	YMX	
-		*	B60-3771-00	INSTRUCTION MANUAL(SPANISH)	ME	
-		*	B60-3774-00	INSTRUCTION MANUAL(TAIWANESE)	M	
-		*	B60-3776-00	INSTRUCTION MANUAL(FRENCH)	PE	
-		*	B60-3777-00	INSTRUCTION MANUAL(GERMAN)	E	
-		*	B60-3778-00	INSTRUCTION MANUAL(DUTCH)	E	
-		*	B60-3779-00	INSTRUCTION MANUAL(ITALIAN)	E2	
-		*	B60-3780-00	INSTRUCTION MANUAL(PH)	Q	
-		*	B60-3781-00	INSTRUCTION MANUAL(R)	KP	
-		*	B60-3782-00	INSTRUCTION MANUAL(ENGLISH)		
-		*	B60-3831-00	INSTRUCTION MANUAL(HG)	E2	
-		*	B60-3832-00	INSTRUCTION MANUAL(CZ)	E2	
629	2G	*	D39-0334-05	DAMPER		

L : Scandinavia K : USA P : Canada R : Mexico C : China I : Malaysia
Y : PX(Far East, Hawaii) T : Europe E : Europe G : Germany V : China (Shanghai)
Y : AAFES(Europe) X : Australia Q : Russia H : Korea M : Other Areas

△ indicates safety critical components.

* New Parts
Parts without **Parts No.** are not supplied.
Les articles non mentionnés dans le **Parts No.** ne sont pas fournis.
Teile ohne **Parts No.** werden nicht geliefert.

②

Ref. No	Add-ress	New Parts	Parts No.	Description	Desti-nation	Re-marks
△ 634	1F		E03-0115-05	AC PLUG ADAPTER	MM2	
△ 635	1H		E30-2592-15	AC POWER CORD	MEQ	
△ 635	1H		E30-2592-15	AC POWER CORD	M2E2	
△ 635	1H		E30-2605-05	AC POWER CORD	Y	
△ 635	1H		E30-2650-05	AC POWER CORD	KP	
△ 635	1H		E30-2717-05	AC POWER CORD	X	
△ 635	1H		E30-2829-05	AC POWER CORD	T	
636	2H	*	E35-2136-05	FLAT CABLE(25P)		
637	1H,2H	*	E35-2137-05	FLAT CABLE(17P)		
638	2H	*	E35-2138-15	FLAT CABLE(19P)		
639	1G,2G	*	E35-2147-05	FLAT CABLE(7P)		
640	1F	*	E35-2194-05	FLAT CABLE	YMXM2	
644	1G	*	F09-0137-05	FAN		
648	2G	*	G01-4042-04	TORSION COIL SPRING		
649	2G	*	G01-4043-04	TORSION COIL SPRING		
-			G10-0452-04	NON-WOVEN FABRIC		
-			G11-0155-14	SOFT TAPE (40X9X2)		
-			G11-2345-04	CUSHION		
-		*	H10-7435-12	POLYSTYRENE FOAMED FIXTURE	EQM2E2	
-		*	H10-7435-12	POLYSTYRENE FOAMED FIXTURE	KPYMXT	
-		*	H10-7436-12	POLYSTYRENE FOAMED FIXTURE	EQM2E2	
-		*	H10-7436-12	POLYSTYRENE FOAMED FIXTURE	KPYMXT	
-			H13-0086-04	CARTON BOARD		
-			H25-0632-24	PROTECTION BAG	KPYMXE	
-			H25-0632-24	PROTECTION BAG	QM2E2	
-			H25-0644-04	PROTECTION BAG (0632 PRINT)	T	
-			H25-1536-04	PROTECTION BAG	KPXY	
-			H25-1536-04	PROTECTION BAG	TEQE2	
-			H25-1611-04	PROTECTION BAG	MM2	
-		*	H50-2891-04	ITEM CARTON CASE	YX	
-		*	H50-2892-04	ITEM CARTON CASE	KP	
-		*	H50-2893-04	ITEM CARTON CASE	TE	
-		*	H50-2894-04	ITEM CARTON CASE	M	
-		*	H50-2895-04	ITEM CARTON CASE	E2	
-		*	H50-2917-04	ITEM CARTON CASE	Q	
-		*	H50-2918-04	ITEM CARTON CASE	M2	
654	1F		J19-3645-05	ANTENNA STAND		
655	1G		J19-3327-05	UNIT HOLDER		
656	1H		J19-3329-05	UNIT HOLDER		
657	1G		J19-3752-14	UNIT HOLDER		
△ 662	2H		J42-0083-05	POWER CORD BUSHING		
-			J52-0039-05	PUSH LATCH		
-			J61-0307-05	WIRE BAND		
667	1F	*	K29-6925-04	KNOB (JOG)		
668	2F	*	K29-6923-04	KNOB (MULTI CONTROL VOLUME)		
670	2F	*	K29-6926-04	KNOB (MIC VOLUME)	YMXM2	
681	1G	*	L07-2522-05	POWER TRANSFORMER	KP	
△ 681	1G	*	L07-2523-05	POWER TRANSFORMER	YMM2	
△ 681	1G	*	L07-2525-05	POWER TRANSFORMER	X	
△ 681	1G	*	L07-2526-05	POWER TRANSFORMER	TEE2	
△ 681	1G	*	L07-2527-05	POWER TRANSFORMER	Q	
685	1F		T90-0801-05	LEAD WIRE ANTENNA	KPXY	

L : Scandinavia K : USA P : Canada R : Mexico C : China I : Malaysia
Y : PX(Far East, Hawaii) T : Europe E : Europe G : Germany V : China (Shanghai)
Y : AAFES(Europe) X : Australia Q : Russia H : Korea M : Other Areas

△ indicates safety critical components.

PARTS LIST

RXD-501/551/571/A5/701/751/771/A8

* New Parts
 Parts without **Parts No.** are not supplied.
 Les articles non mentionnés dans le **Parts No.** ne sont pas fournis.
 Teile ohne **Parts No.** werden nicht geliefert.



Ref. No	Address	New Parts	Parts No.	Description	Destination	Remarks
685	1F		T90-0801-05	LEAD WIRE ANTENNA	MM2	
685	1F		T90-0836-05	LEAD WIRE ANTENNA	TEQE2	
686	1F		T90-0833-05	LOOP ANTENNA		
RXD-751/751E/751W/771S/A8						
601	1F		A01-3550-11	METALLIC CABINET		
602	2F		A09-0399-08	BATTERY COVER		
609	2F		A29-0896-12	PANEL(CD)		
610	2F		A53-2034-12	CASSETTE HOLDER(L)		
611	2F		A53-2035-12	CASSETTE HOLDER(R)		
612	2F		A53-2036-12	CASSETTE LID(L)		
613	2F		A53-2037-12	CASSETTE LID(R)		
615	1F		A70-1201-05	REMOTE CONTROLLER ASSY	KPY	
615	1F		A70-1201-05	REMOTE CONTROLLER ASSY	MXM2	
615	1F		A70-1202-05	REMOTE CONTROLLER ASSY	TEQE2	
617	2F	*	A60-1391-11	PANEL ASSY	YMXM2	
617	2F	*	A60-1392-11	PANEL ASSY	TEQE2	
617	2F	*	A60-1409-11	PANEL ASSY	KP	
619	2F		B10-2446-13	FRONT GLASS(L)		
620	2F		B10-2447-13	FRONT GLASS(R)		
621	2F	*	B10-2445-12	FRONT GLASS	YMX	
621	2F	*	B10-2479-12	FRONT GLASS	KP	
621	2F	*	B10-2480-12	FRONT GLASS	TEQE2	
621	2F	*	B10-2481-12	FRONT GLASS	M2	
623	2F		B19-1586-04	LIGHTING BOARD (SRS 3D)		
624	2G		B19-1587-03	LIGHTING BOARD (DISC1,2,3)		
625	2F		B19-1589-04	LIGHTING BOARD (SOUND)		
626	2G		B19-1588-04	LIGHTING BOARD		
627	2G		B11-0374-04	SMOKED FILTER		
-			B46-0096-53	WARRANTY CARD	X	
-			B46-0310-03	WARRANTY CARD	E2	
-			B46-0310-03	WARRANTY CARD	TEQ	
-			B46-0328-03	WARRANTY CARD	KY	
-			B46-0336-03	WARRANTY CARD	P	
-			B58-0513-04	CAUTION CARD (PRESET220-240)	Y	
-			B58-0964-13	CAUTION CARD (UL)	KY	
-			B58-0965-13	CAUTION CARD (T,XtypePL)	XT	
-			B58-0966-13	CAUTION CARD (ELMtypePL)	E2	
-			B58-0966-13	CAUTION CARD (ELMtypePL)	MEM2	
-			B58-0967-03	CAUTION CARD (PtypePL)	P	
-			B58-1526-03	CAUTION CARD (P4,ORI,A4,1(Q)	Q	
-			B58-1569-04	CAUTION CARD		
-			B58-1607-03	CAUTION CARD	E2	
-			B59-1104-00	SERVICE DIRECTORY	Y	
-			B60-3768-00	INSTRUCTION MANUAL(ENGLISH)	TQM2E2	
-			B60-3768-00	INSTRUCTION MANUAL(ENGLISH)	YMX	
-			B60-3771-00	INSTRUCTION MANUAL(SPANISH)	ME	
-			B60-3774-00	INSTRUCTION MANUAL(TAIWANESE)	M	
-			B60-3776-00	INSTRUCTION MANUAL(FRENCH)	PE	
-			B60-3777-00	INSTRUCTION MANUAL(GERMAN)	E	
-			B60-3778-00	INSTRUCTION MANUAL(DUTCH)	E	
-			B60-3779-00	INSTRUCTION MANUAL(ITALIAN)	E	
-			B60-3780-00	INSTRUCTION MANUAL(PH)	E2	
-			B60-3781-00	INSTRUCTION MANUAL(R)	Q	
-			B60-3782-00	INSTRUCTION MANUAL(ENGLISH)	KP	

L: Scandinavia K: USA P: Canada R: Mexico C: China I: Malaysia
 Y: PX(Far East, Hawaii) T: Europe E: Europe G: Germany V: China (Shanghai)
 Y: AAFES(Europe) X: Australia Q: Russia H: Korea M: Other Areas

△ indicates safety critical components.

* New Parts
 Parts without **Parts No.** are not supplied.
 Les articles non mentionnés dans le **Parts No.** ne sont pas fournis.
 Teile ohne **Parts No.** werden nicht geliefert.



Ref. No	Address	New Parts	Parts No.	Description	Destination	Remarks
-			B60-3831-00	INSTRUCTION MANUAL(HG)	E2	
-			B60-3832-00	INSTRUCTION MANUAL(CZ)	E2	
629	2G		D39-0334-05	DAMPER		
△ 634	1F		E03-0115-05	AC PLUG ADAPTER	MM2	
△ 635	1H		E30-2592-15	AC POWER CORD	MEQ	
△ 635	1H		E30-2592-15	AC POWER CORD	M2E2	
△ 635	1H		E30-2605-05	AC POWER CORD	Y	
△ 635	1H		E30-2650-05	AC POWER CORD	KP	
△ 635	1H		E30-2717-05	AC POWER CORD	X	
△ 635	1H		E30-2829-05	AC POWER CORD	T	
636	2H		E35-2136-05	FLAT CABLE(25P)		
637	1H,2H		E35-2137-05	FLAT CABLE(17P)		
638	2H		E35-2138-15	FLAT CABLE(19P)		
639	1G,2G		E35-2139-05	FLAT CABLE(11P)		
640	1F		E35-2194-05	FLAT CABLE	YMXM2	
644	1G		F09-0137-05	FAN		
648	2G		G01-4042-04	TORSION COIL SPRING		
649	2F		G01-4043-04	TORSION COIL SPRING		
-			G10-0452-04	NON-WOVEN FABRIC		
-			G11-0155-14	SOFT TAPE (40X9X2)		
-			G11-2345-04	CUSHION		
-			H13-0086-04	CARTON BOARD		
-			H10-7435-12	POLYSTYRENE FOAMED FIXTURE	EQM2E2	
-			H10-7435-12	POLYSTYRENE FOAMED FIXTURE	KPYMXT	
-			H10-7436-12	POLYSTYRENE FOAMED FIXTURE	EQM2E2	
-			H10-7436-12	POLYSTYRENE FOAMED FIXTURE	KPYMXT	
-			H25-0632-24	PROTECTION BAG	KPYMXE	
-			H25-0632-24	PROTECTION BAG	QM2E2	
-			H25-0644-04	PROTECTION BAG (0632 PRINT)	T	
-			H25-1536-04	PROTECTION BAG	KPXY	
-			H25-1536-04	PROTECTION BAG	TEQE2	
-			H25-1611-04	PROTECTION BAG	MM22	
-			H50-2787-04	ITEM CARTON CASE	KP	
-		*	H50-2788-04	ITEM CARTON CASE	YX	
-		*	H50-2789-04	ITEM CARTON CASE	TE	
-		*	H50-2887-04	ITEM CARTON CASE	M	
-		*	H50-2888-04	ITEM CARTON CASE	E2	
-		*	H50-2919-04	ITEM CARTON CASE	Q	
-		*	H50-2920-04	ITEM CARTON CASE	M2	
654	1F		J19-3645-05	ANTENNA STAND		
655	1G		J19-3327-05	UNIT HOLDER		
656	1H		J19-3329-05	UNIT HOLDER		
657	1G		J19-3752-14	UNIT HOLDER		
△ 662	2H		J42-0083-05	POWER CORD BUSHING		
-			J52-0039-05	PUSH LATCH		
-			J61-0307-05	WIRE BAND		
667	1F		K29-6925-04	KNOB(JOG)		
668	2F		K29-6923-04	KNOB(MULTI CONTROL VOLUME)		
670	2F		K29-6926-04	KNOB(MIC VOLUME)	M2	
670	2F		K29-6926-04	KNOB(MIC VOLUME)	YMXTEQ	
681	1G		L07-2528-05	POWER TRANSFORMER	KP	

L: Scandinavia K: USA P: Canada R: Mexico C: China I: Malaysia
 Y: PX(Far East, Hawaii) T: Europe E: Europe G: Germany V: China (Shanghai)
 Y: AAFES(Europe) X: Australia Q: Russia H: Korea M: Other Areas

△ indicates safety critical components.

PARTS LIST
RXD-501/551/571/A5/701/751/771/A8

* New Parts

Parts without **Parts No.** are not supplied.Les articles non mentionnés dans le **Parts No.** ne sont pas fournis.Teile ohne **Parts No.** werden nicht geliefert.

5

Ref. No	Add-ress	New Parts	Parts No.	Description	Desti-nation	Re-marks
681	1G		L07-2529-05	POWER TRANSFORMER	YMM2	
681	1G		L07-2531-05	POWER TRANSFORMER	X	
681	1G		L07-2532-05	POWER TRANSFORMER	TEE2	
681	1G		L07-2533-05	POWER TRANSFORMER	Q	
685	1G		T90-0801-05	LEAD WIRE ANTENNA	KPXY	
685	1G		T90-0801-05	LEAD WIRE ANTENNA	MM2	
685	1G		T90-0836-05	LEAD WIRE ANTENNA	TEQE2	
686	1G		T90-0833-05	LOOP ANTENNA		
RXD-501/501E/501W						
601	1F	*	A01-3563-11	METALLIC CABINET		
602	1F	*	A09-0399-08	BATTERY COVER		
609	2F	*	A29-0899-12	PANEL(CD)		
610	2F	*	A53-2034-12	CASSETTE HOLDER(L)		
611	2F	*	A53-2035-12	CASSETTE HOLDER(R)		
612	2F	*	A53-2044-12	CASSETTE LID(L)		
613	2F	*	A53-2045-12	CASSETTE LID(R)		
615	1F	*	A70-1201-05	REMOTE CONTROLLER ASSY	X	
615	1F	*	A70-1202-05	REMOTE CONTROLLER ASSY	EQTE2	
617	2F	*	A60-1393-11	PANEL ASSY	EQTE2	
617	2F	*	A60-1402-11	PANEL ASSY	X	
619	2F	*	B10-2446-13	FRONT GLASS(L)		
619	2F	*	B10-2447-13	FRONT GLASS(R)		
619	2F	*	B10-2472-12	FRONT GLASS	X	
619	2F	*	B10-2473-12	FRONT GLASS	EQTE2	
619	2F	*	B10-2473-12	FRONT GLASS	E2	
623	2F	*	B19-1586-04	LIGHTING BOARD(CD)		
624	2G	*	B19-1587-03	LIGHTING BOARD(DISC1,2,3)		
625	2F	*	B19-1589-04	LIGHTING BOARD(SOUND)		
627	2G	*	B11-0374-04	SMOKED FILTER		
-			B46-0096-53	WARRANTY CARD	X	
-			B46-0310-03	WARRANTY CARD	EQTE2	
-			B58-0965-13	CAUTION CARD (T,XtypePL)	XT	
-			B58-0966-13	CAUTION CARD (ELMtypePL)	EE2	
-		*	B58-1526-03	CAUTION CARD (P4,ORI,A4,1(Q))	Q	
-		*	B58-1569-04	CAUTION CARD		
-		*	B58-1607-03	CAUTION CARD	E	
-		*	B60-3768-00	INSTRUCTION MANUAL(ENGLISH)	EQXTE2	
-		*	B60-3771-00	INSTRUCTION MANUAL(SPANISH)	E	
-		*	B60-3776-00	INSTRUCTION MANUAL(FRENCH)	E	
-		*	B60-3777-00	INSTRUCTION MANUAL(GERMAN)	E	
-		*	B60-3778-00	INSTRUCTION MANUAL(DUTCH)	E	
-		*	B60-3779-00	INSTRUCTION MANUAL(ITALIAN)	E	
-		*	B60-3780-00	INSTRUCTION MANUAL(PH)	E2	
-		*	B60-3781-00	INSTRUCTION MANUAL(R)	E2	
-		*	B60-3831-00	INSTRUCTION MANUAL(HG)	E2	
-		*	B60-3832-00	INSTRUCTION MANUAL(CZ)	E2	
629	2G		D39-0334-05	DAMPER		
635	1H		E30-2592-15	AC POWER CORD	EQE2	
635	1H		E30-2717-05	AC POWER CORD	X	
635	1H		E30-2829-05	AC POWER CORD	T	
636	2H	*	E30-2136-05	FLAT CABLE(25P)		
637	1H,2H	*	E35-2137-05	FLAT CABLE(17P)		

L : Scandinavia

K : USA

P : Canada

R : Mexico

C : China

I : Malaysia

Y : PX(Far East, Hawaii)

T : Europe

E : Europe

G : Germany

V : China (Shanghai)

Y : AAFES(Europe)

X : Australia

Q : Russia

H : Korea

M : Other Areas

Δ indicates safety critical components.

* New Parts

Parts without **Parts No.** are not supplied.Les articles non mentionnés dans le **Parts No.** ne sont pas fournis.Teile ohne **Parts No.** werden nicht geliefert.

6

Ref. No	Add-ress	New Parts	Parts No.	Description	Desti-nation	Re-marks
638	2H	*	E35-2138-15	FLAT CABLE(19P)		
639	1G,2G	*	E35-2147-05	FLAT CABLE(7P)		
640	1F	*	E35-2194-05	FLAT CABLE	X	
644	1G	*	F09-0137-05	FAN		
648	2G	*	G01-4042-04	TORSION COIL SPRING(A)		
649	2G	*	G01-4043-04	TORSION COIL SPRING(B)		
-			G10-0452-04	NON-WOVEN FABRIC		
-			G11-0155-14	SOFT TAPE (40X9X2)		
-			G11-2345-04	CUSHION		
-		*	H10-7435-12	POLYSTYRENE FOAMED FIXTURE(L)		
-		*	H10-7436-12	POLYSTYRENE FOAMED FIXTURE(R)		
-			H13-0086-04	CARTON BOARD		
-			H25-0632-24	PROTECTION BAG	EQXE2	
-			H25-0644-04	PROTECTION BAG (0632 PRINT)	T	
-			H25-1536-04	PROTECTION BAG		
-		*	H50-2896-04	ITEM CARTON CASE	X	
-		*	H50-2897-04	ITEM CARTON CASE	ET	
-		*	H50-2898-04	ITEM CARTON CASE	E2	
-		*	H50-2923-04	ITEM CARTON CASE	Q	
654	1F		J19-3645-05	ANTENNA STAND		
655	1G		J19-3327-05	UNIT HOLDER		
656	1H		J19-3329-05	UNIT HOLDER		
657	1G		J19-3752-14	UNIT HOLDER		
662	1H		J42-0083-05	POWER CORD BUSHING		
-			J61-0307-05	WIRE BAND		
667	1F	*	K29-6925-04	KNOB(JOG)		
668	2F	*	K29-6950-04	KNOB(MULTI CONTROL VOLUME)		
670	2F	*	K29-6953-04	KNOB(MIC)	X	
681	1G	*	L07-2525-05	POWER TRANSFORMER	X	
681	1G	*	L07-2526-05	POWER TRANSFORMER	ETE2	
681	1G	*	L07-2527-05	POWER TRANSFORMER	Q	
685	1G		T90-0801-05	LEAD WIRE ANTENNA	X	
685	1G		T90-0836-05	LEAD WIRE ANTENNA	EQTE2	
686	1G		T90-0833-05	LOOP ANTENNA		
RXD-701/701E/701W						
601	1F	*	A01-3563-11	METALLIC CABINET		
602	1F	*	A09-0399-08	BATTERY COVER		
609	2F	*	A29-0899-12	PANEL		
610	2F	*	A53-2034-12	CASSETTE HOLDER(L)		
611	2F	*	A53-2035-12	CASSETTE HOLDER(R)		
612	2F	*	A53-2044-12	CASSETTE LID(L)		
613	2F	*	A53-2045-12	CASSETTE LID(R)		
615	1F	*	A70-1201-05	REMOTE CONTROLLER ASSY	X	
615	1F	*	A70-1202-05	REMOTE CONTROLLER ASSY	EQTE2	
617	2F	*	A60-1394-11	PANEL ASSY	EQTE2	
617	2F	*	A60-1408-11	PANEL ASSY	X	
619	2F	*	B10-2446-13	FRONT GLASS		
620	2F	*	B10-2447-13	FRONT GLASS		
621	2F	*	B10-2458-12	FRONT GLASS	X	
621	2F	*	B10-2478-12	FRONT GLASS	EQT	
623	2F	*	B19-1586-04	LIGHTING BOARD		

L : Scandinavia

K : USA

P : Canada

R : Mexico

C : China

I : Malaysia

Y : PX(Far East, Hawaii)

T : Europe

E : Europe

G : Germany

V : China (Shanghai)

Y : AAFES(Europe)

X : Australia

Q : Russia

H : Korea

M : Other Areas

Δ indicates safety critical components.

* New Parts
Parts without **Parts No.** are not supplied.
Les articles non mentionnés dans le **Parts No.** ne sont pas fournis.
Teile ohne **Parts No.** werden nicht geliefert.

7

Ref. No	Add-ress	New Parts	Parts No.	Description	Desti-nation	Re-marks
624	2G	*	B19-1587-03	LIGHTING BOARD		
625	2F	*	B19-1589-04	LIGHTING BOARD		
626	2G	*	B19-1588-04	LIGHTING BOARD		
627	2G	*	B11-0374-04	SMOKED FILTER		
-		*	B46-0096-53	WARRANTY CARD	X	
-		*	B46-0310-03	WARRANTY CARD	EQTE2	
-		*	B58-0965-13	CAUTION CARD (T,XtypePL)	TX	
-		*	B58-0966-13	CAUTION CARD (ELMtypePL)	EE2	
-		*	B58-1526-03	CAUTION CARD (P4,ORI,A4,1(Q))	Q	
-		*	B58-1569-04	CAUTION CARD		
-		*	B58-1607-03	CAUTION CARD	E2	
-		*	B60-3768-00	INSTRUCTION MANUAL(ENGLISH)	QTXE2	
-		*	B60-3771-00	INSTRUCTION MANUAL(SPANISH)	E	
-		*	B60-3776-00	INSTRUCTION MANUAL(FRENCH)	E	
-		*	B60-3777-00	INSTRUCTION MANUAL(GERMAN)	E	
-		*	B60-3778-00	INSTRUCTION MANUAL(DUTCH)	E	
-		*	B60-3779-00	INSTRUCTION MANUAL(ITALIAN)	E	
-		*	B60-3780-00	INSTRUCTION MANUAL(PH)	E2	
-		*	B60-3781-00	INSTRUCTION MANUAL(R)	Q	
-		*	B60-3831-00	INSTRUCTION MANUAL(HG)	E2	
-		*	B60-3832-00	INSTRUCTION MANUAL(CZ)	E2	
629	2G		D39-0334-05	DAMPER		
△ 635	1H		E30-2592-15	AC POWER CORD	EQE2	
△ 635	1H		E30-2717-05	AC POWER CORD	X	
△ 635	1H		E30-2829-05	AC POWER CORD	T	
636	2H	*	E35-2136-05	FLAT CABLE		
637	1H,2H	*	E35-2137-05	FLAT CABLE		
638	2H	*	E35-2138-15	FLAT CABLE		
639	1G,2G	*	E35-2139-05	FLAT CABLE(11P)		
640	1F	*	E35-2194-05	FLAT CABLE	X1	
644	1G	*	F09-0137-05	FAN		
648	2G	*	G01-4042-04	TORSION COIL SPRING		
649	2G	*	G01-4043-04	TORSION COIL SPRING		
-			G10-0452-04	NON-WOVEN FABRIC		
-			G11-0155-14	SOFT TAPE (40X9X2)		
-			G11-2345-04	CUSHION		
-		*	H10-7435-12	POLYSTYRENE FOAMED FIXTURE(L)		
-		*	H10-7436-12	POLYSTYRENE FOAMED FIXTURE(R)		
-			H13-0086-04	CARTON BOARD		
-			H25-0632-24	PROTECTION BAG	EQXE2	
-			H25-0644-04	PROTECTION BAG (0632 PRINT)	T	
-			H25-1536-04	PROTECTION BAG		
-		*	H50-2889-04	ITEM CARTON CASE	X	
-		*	H50-2890-04	ITEM CARTON CASE	ET	
-		*	H50-2909-04	ITEM CARTON CASE	E2	
-		*	H50-2910-04	ITEM CARTON CASE	Q	
654	1F		J19-3645-05	ANTENNA STAND		
655	1G		J19-3327-05	UNIT HOLDER		
656	1H		J19-3329-05	UNIT HOLDER		
657	1G		J19-3752-14	UNIT HOLDER		
△ 662	2H		J42-0083-05	POWER CORD BUSHING		
-			J52-0039-05	PUSH LATCH		

L : Scandinavia K : USA P : Canada R : Mexico C : China I : Malaysia
Y : PX(Far East, Hawaii) T : Europe E : Europe G : Germany V : China (Shanghai)
Y : AAFES(Europe) X : Australia Q : Russia H : Korea M : Other Areas

△ indicates safety critical components.

* New Parts
Parts without **Parts No.** are not supplied.
Les articles non mentionnés dans le **Parts No.** ne sont pas fournis.
Teile ohne **Parts No.** werden nicht geliefert.

8

Ref. No	Add-ress	New Parts	Parts No.	Description	Desti-nation	Re-marks
-			J61-0307-05	WIRE BAND		
667	1F	*	K29-6925-04	KNOB(JOG)		
668	2F	*	K29-6950-04	KNOB(MULTI CONTROL VOLUME)		
670	2F	*	K29-6953-04	KNOB(MIC)	X	
681	1G	*	L07-2531-05	POWER TRANSFORMER	X	
681	1G	*	L07-2532-05	POWER TRANSFORMER	ETE2	
681	1G		L07-2533-05	POWER TRANSFORMER	Q	
685	1G		T90-0801-05	LEAD WIRE ANTENNA	X	
685	1G		T90-0836-05	LEAD WIRE ANTENNA	EQTE2	
686	1G		T90-0833-05	LOOP ANTENNA		
MPX UNIT (X04-1313-80) : Q only						
C1			CE04LW1H010M	ELECTRO	1.0UF	50WV
C2 ,3		*	C91-1566-05	PF-C	0.01UF	G
C4			CE04LW1A470M	ELECTRO	47UF	10WV
C5 ,6			CQ93FMG1H102J	MYLAR	1000PF	J
C7			CC45FSL1H331J	CERAMIC	330PF	J
C8			CK45FB1H102K	CERAMIC	1000PF	K
C9			CC93FCH1H471J	CERAMIC	470PF	J
C10 ,11			CE04LW1HR47M	ELECTRO	0.47UF	50WV
C12			CK45FF1H473Z	CERAMIC	0.047UF	Z
C13 -15			CE04LW1H010M	ELECTRO	1.0UF	50WV
C16			CK45FF1H103Z	CERAMIC	0.010UF	Z
C17 ,18			CE04LW1H2R2M	ELECTRO	2.2UF	50WV
C19 ,20			CQ93FMG1H682J	MYLAR	6800PF	J
C21			CK45FF1H103Z	CERAMIC	0.010UF	Z
C22			CE04LW1A470M	ELECTRO	47UF	10WV
C23 ,24			CQ93FMG1H472J	MYLAR	4700PF	J
C25			CC45FSL1H121J	CERAMIC	120PF	J
C26			CE04LW1H2R2M	ELECTRO	2.2UF	50WV
TC1		*	C05-0463-05	CERAMIC TRIMMER CAPACITOR(120P)		
CN1		*	E40-8288-05	FLAT CABLE CONNECTOR		
CN2 ,3			E40-4871-05	PIN ASSY		
CN6		*	E40-4872-05	PIN ASSY		
L1		*	L39-1350-05	PEAKING COIL		
L2 ,3			L79-1236-05	LC FILTER		
L4			L40-1021-14	SMALL FIXED INDUCTOR(1.0MH,K)		
△ R9			RS14KB3A221J	FL-PROOF RS	220	J 1W
VR1			R12-3685-05	TRIMMING POT.(10K)		
VR2			R12-1619-05	TRIMMING POT.(4.7K)		
D1			HZS5.1N(B2)	ZENER DIODE		
D1			MTZJ5.1(B)	ZENER DIODE		
D2 ,3			HSS104	DIODE		
D2 ,3			1SS133	DIODE		
D4			HZS5.1N(B2)	ZENER DIODE		
D4			MTZJ5.1(B)	ZENER DIODE		
D6 ,7			HSS104	DIODE		
D6 ,7			1SS133	DIODE		
IC1		*	IR3R42	ANALOGUE IC		
IC2			NJM4565D	ANALOGUE IC		
IC3			TC4052BP	IC(4CH MPX/DE-MPX)		
Q1			2SA1175(F,E)	TRANSISTOR		
Q1			2SA933AS(Q,R)	TRANSISTOR		

L : Scandinavia K : USA P : Canada R : Mexico C : China I : Malaysia
Y : PX(Far East, Hawaii) T : Europe E : Europe G : Germany V : China (Shanghai)
Y : AAFES(Europe) X : Australia Q : Russia H : Korea M : Other Areas

△ indicates safety critical components.

PARTS LIST

RXD-501/551/571/A5/701/751/771/A8

* New Parts

Parts without **Parts No.** are not supplied.
 Les articles non mentionnés dans le **Parts No.** ne sont pas fournis.
 Teile ohne **Parts No.** werden nicht geliefert.

9

Ref. No	Add-ress	New Parts	Parts No.	Description	Desti-nation	Re-marks
Q5			DTC124ESA	DIGITAL TRANSISTOR		
Q5			UN4212	DIGITAL TRANSISTOR		
TUNER UNIT (X05-4710-21) : M2 only						
C1	.2		CK73FB1H103K	CHIP C	0.010UF	K
C3	.5		CK73FB1H473K	CHIP C	0.047UF	K
C6			CE04LW1H220M	ELECTRO	22UF	50WV
C7			CE04LW1H010M	ELECTRO	1.0UF	50WV
C8			CE04LW1HR47M	ELECTRO	0.47UF	50WV
C9			CE04LW1H010M	ELECTRO	1.0UF	50WV
C10			CC73FCH1H470J	CHIP C	47PF	J
C11			CE04LW1A221M	ELECTRO	220UF	10WV
C12			CK73FB1H473K	CHIP C	0.047UF	K
C13			CE04LW1H3R3M	ELECTRO	3.3UF	50WV
C14			CK73FB1H473K	CHIP C	0.047UF	K
C15			CE04LW1C330M	ELECTRO	33UF	16WV
C16			CC73FSL1H821J	CHIP C	820PF	J
C17	.18		CE04LW1C100M	ELECTRO	10UF	16WV
C19	.20		CQ93FMG1H183J	MYLAR	0.018UF	J
C21	.22		CE04LW1H010M	ELECTRO	1.0UF	50WV
C23	.24		CQ93FMG1H682J	MYLAR	6800PF	J
C25			CE04LW1H010M	ELECTRO	1.0UF	50WV
C26			CK73FB1H103K	CHIP C	0.010UF	K
C27			CE04LW1C470M	ELECTRO	47UF	16WV
C28			CC73FCH1H040C	CHIP C	4.0PF	C
C29	.30		CK73FB1H103K	CHIP C	0.010UF	K
C33		*	CC93FCH1H472J	CERAMIC	4700PF	J
C34			CK73FB1H223K	CHIP C	0.022UF	K
C35			CK73EB1H223K	CHIP C	0.022UF	K
C37			CK73EF1C105Z	CHIP C	1.0UF	Z
C38			CQ93FMG1H223J	MYLAR	0.022UF	J
C39			CE04LW1H2R2M	ELECTRO	2.2UF	50WV
C40			CE04LW1C470M	ELECTRO	47UF	16WV
C41			CK73FB1H473K	CHIP C	0.047UF	K
C42			CC73FCH1H120J	CHIP C	12PF	J
C43			CC73FCH1H100D	CHIP C	10PF	D
C44			CC73FSL1H471J	CHIP C	470PF	J
C45			C91-0745-05	CERAMIC	100PF	K
C46			CC73FSL1H471J	CHIP C	470PF	J
C47			CC73FSL1H101J	CHIP C	100PF	J
C48			CE04LW1C101M	ELECTRO	100UF	16WV
C49			CE04HW1E100M	NP-ELEC	10UF	25WV
C50			CK73FB1H473K	CHIP C	0.047UF	K
C51			CQ93FMG1H333J	MYLAR	0.033UF	J
C52	.53		CK73FB1H223K	CHIP C	0.022UF	K
C54			CK73FB1H103K	CHIP C	0.010UF	K
C55			CK73FB1H223K	CHIP C	0.022UF	K
C56			CC73FCH1H220J	CHIP C	22PF	J
C57			C91-0757-05	CERAMIC	1000PF	K
C58			CK73FF1E104Z	CHIP C	0.10UF	Z
C59			CC73FSL1H101J	CHIP C	100PF	J
C61			CE04LW1C470M	ELECTRO	47UF	16WV
C62			CK73FB1H223K	CHIP C	0.022UF	K
C63			CK73FB1H103K	CHIP C	0.010UF	K
C64			CC73FCH1H220J	CHIP C	22PF	J

L : Scandinavia K : USA P : Canada R : Mexico C : China I : Malaysia
 Y : PX(Far East, Hawaii) T : Europe E : Europe G : Germany V : China (Shanghai)
 Y : AAFES(Europe) X : Australia Q : Russia H : Korea M : Other Areas

△ indicates safety critical components.

10

* New Parts

Parts without **Parts No.** are not supplied.
 Les articles non mentionnés dans le **Parts No.** ne sont pas fournis.
 Teile ohne **Parts No.** werden nicht geliefert.

Ref. No	Add-ress	New Parts	Parts No.	Description	Desti-nation	Re-marks
C65			CK73FB1H103K	CHIP C	0.010UF	K
C67			CC73FCH1H220J	CHIP C	22PF	J
CN1			E40-8052-05	SOCKET FOR PIN ASSY		
CN2			E40-4871-05	PIN ASSY		
J1			E20-0476-05	LOCK TERMINAL BOARD(4P)		
J1			E70-0051-05	LOCK TERMINAL BOARD		
CF1	.2	*	L72-0611-05	CERAMIC FILTER		
L1		*	L39-1372-05	COMBINATION COIL		
L2		*	L31-0627-05	SW-RF COIL		
L3		*	L32-0593-05	SW OSCILLATING COIL		
L4			L30-0911-05	AM IFT		
L5		*	L30-0933-05	FM IFT		
L6			L40-1021-14	SMALL FIXED INDUCTOR(1.0MH,K)		
L7			L40-1091-17	SMALL FIXED INDUCTOR(1UH)		
X1		*	L77-2232-05	CRYSTAL RESONATOR		
R1			RK73FB2A332J	CHIP R	3.3K	J 1/10W
R2			RK73FB2A681J	CHIP R	680	J 1/10W
R3			RK73FB2A220J	CHIP R	22	J 1/10W
R4	.5		RK73FB2A331J	CHIP R	330	J 1/10W
R6	.7		RK73FB2A101J	CHIP R	100	J 1/10W
R8			RK73FB2A331J	CHIP R	330	J 1/10W
R9			RK73FB2A472J	CHIP R	4.7K	J 1/10W
R10			RK73FB2A302J	CHIP R	3.0K	J 1/10W
R12			RK73FB2A472J	CHIP R	4.7K	J 1/10W
R13			RK73FB2A473J	CHIP R	47K	J 1/10W
R14			RK73FB2A912J	CHIP R	9.1K	J 1/10W
R15			RK73FB2A332J	CHIP R	3.3K	J 1/10W
R16			RK73FB2A472J	CHIP R	4.7K	J 1/10W
R17	.18		RK73FB2A183J	CHIP R	18K	J 1/10W
R19	.20		RK73FB2A332J	CHIP R	3.3K	J 1/10W
R21	.22		RK73FB2A393J	CHIP R	39K	J 1/10W
R23	.24		RK73FB2A561J	CHIP R	560	J 1/10W
R27			RK73FB2A392J	CHIP R	3.9K	J 1/10W
R28			RK73FB2A220J	CHIP R	22	J 1/10W
R30		△	RS14KB3A680J	FL-PROOF RS	68	J 1W
R32			RK73FB2A105J	CHIP R	1.0M	J 1/10W
R33			RK73FB2A103J	CHIP R	10K	J 1/10W
R34			RK73FB2A224J	CHIP R	220K	J 1/10W
R35			RK73FB2A332J	CHIP R	3.3K	J 1/10W
R36			RK73FB2A104J	CHIP R	100K	J 1/10W
R37			RK73FB2A101J	CHIP R	100	J 1/10W
R38			RK73FB2A105J	CHIP R	1.0M	J 1/10W
R39			RK73FB2A104J	CHIP R	100K	J 1/10W
R40			RK73EB2B103J	CHIP R	10K	J 1/8W
R41			RK73FB2A224J	CHIP R	220K	J 1/10W
R42			RK73FB2A105J	CHIP R	1.0M	J 1/10W
R43			RK73FB2A122J	CHIP R	1.2K	J 1/10W
R44			RK73FB2A123J	CHIP R	1.2K	J 1/10W
R45			RK73FB2A122J	CHIP R	1.2K	J 1/10W
R46			RK73FB2A123J	CHIP R	1.2K	J 1/10W
R47			RK73FB2A105J	CHIP R	1.0M	J 1/10W
R48			RK73FB2A104J	CHIP R	100K	J 1/10W
R49			RK73EB2B221J	CHIP R	220	J 1/8W
R50		△	RD14NB2E331J	RD	330	J 1/4W

L : Scandinavia K : USA P : Canada R : Mexico C : China I : Malaysia
 Y : PX(Far East, Hawaii) T : Europe E : Europe G : Germany V : China (Shanghai)
 Y : AAFES(Europe) X : Australia Q : Russia H : Korea M : Other Areas

△ indicates safety critical components.

* New Parts
Parts without **Parts No.** are not supplied.
Les articles non mentionnés dans le **Parts No.** ne sont pas fournis.
Teile ohne **Parts No.** werden nicht geliefert.

11

Ref. No	Add-ress	New Parts	Parts No.	Description	Desti-nation	Re-marks
R51			RD14NB2E101J	RD 100 J 1/4W		
R52			RD14NB2E561J	RD 560 J 1/4W		
R54			RK73FB2A222J	CHIP R 2.2K J 1/10W		
R55			RK73FB2A102J	CHIP R 1.0K J 1/10W		
R56			RK73FB2A103J	CHIP R 10K J 1/10W		
R57 -62			RK73FB2A102J	CHIP R 1.0K J 1/10W		
R63			RK73FB2A103J	CHIP R 10K J 1/10W		
R64			RK73FB2A122J	CHIP R 1.2K J 1/10W		
R65			RK73FB2A123J	CHIP R 12K J 1/10W		
R67 -69			RK73FB2A101J	CHIP R 100 J 1/10W		
R75			RK73FB2A101J	CHIP R 100 J 1/10W		
R76			RK73FB2A105J	CHIP R 1.0M J 1/10W		
R77			RK73FB2A244J	CHIP R 240K J 1/10W		
R78			RK73FB2A105J	CHIP R 1.0M J 1/10W		
R79			RK73FB2A472J	CHIP R 4.7K J 1/10W		
R80			RK73FB2A101J	CHIP R 100 J 1/10W		
R81			RK73FB2A222J	CHIP R 2.2K J 1/10W		
R82			RK73FB2A392J	CHIP R 3.9K J 1/10W		
R83			RK73FB2A103J	CHIP R 10K J 1/10W		
W101,102			R92-0670-05	CHIP R 0 OHM		
W104-112			R92-0670-05	CHIP R 0 OHM		
W201			R92-0679-05	CHIP R 0 OHM		
W203-207			R92-0679-05	CHIP R 0 OHM		
W209			R92-0679-05	CHIP R 0 OHM		
W213,214			R92-0679-05	CHIP R 0 OHM		
D1 ,2			MA111	DIODE		
D3			HZS5.1N(B2)	ZENER DIODE		
D3			MTZJ5.1(B)	ZENER DIODE		
D4			HZS8.2N(B2)	ZENER DIODE		
D4			MTZJ8.2(B)	ZENER DIODE		
D7			KV1590ATS2	VARIABLE CAPACITANCE DIODE		
IC1		*	LA1837	ANALOGUE IC		
IC2			LC72131	MOS-IC		
Q1			2SC2714(R,O)	TRANSISTOR		
Q2			2SA1576A(R,S)	TRANSISTOR		
Q2			2SB1218A(Q,R)	TRANSISTOR		
Q3 -5			2SC4081(R,S)	TRANSISTOR		
Q3 -5			2SD1819A(Q,R)	TRANSISTOR		
Q7 ,8			2SC4081(R,S)	TRANSISTOR		
Q7 ,8			2SD1819A(Q,R)	TRANSISTOR		
Q9			2SK302(Y,GR)	FET		
Q10 ,11			2SA1576A(R,S)	TRANSISTOR		
Q10 ,11			2SB1218A(Q,R)	TRANSISTOR		
Q12			2SK302(Y,GR)	FET		
Q16			2SK302(Y,GR)	FET		
Q17			2SC4081(R,S)	TRANSISTOR		
Q17			2SD1819A(Q,R)	TRANSISTOR		
A1		*	W02-2582-05	FM FRONT-END ASSY		
TUNER UNIT (X05-489X-XX) : KPVMX						
C1 ,2			CK73FB1H103K	CHIP C 0.010UF K		
C3			CC73FCH1H040C	CHIP C 4.0PF C		
C5			CK73FB1H222K	CHIP C 2200PF K		
C7			CK73FB1H102K	CHIP C 1000PF K		
C8			CK73FB1H103K	CHIP C 0.010UF K		

L : Scandinavia K : USA P : Canada R : Mexico C : China I : Malaysia
Y : PX(Far East, Hawaii) T : Europe E : Europe G : Germany V : China (Shanghai)
Y : AAFES(Europe) X : Australia Q : Russia H : Korea M : Other Areas

Δ indicates safety critical components.

* New Parts
Parts without **Parts No.** are not supplied.
Les articles non mentionnés dans le **Parts No.** ne sont pas fournis.
Teile ohne **Parts No.** werden nicht geliefert.

12

Ref. No	Add-ress	New Parts	Parts No.	Description	Desti-nation	Re-marks
C9			CE04LW1C100M	ELECTRO 10UF 16WV		
C10			CK73FB1H473K	CHIP C 0.047UF K		
C11			CE04LW1H010M	ELECTRO 1.0UF 50WV		
C12			CE04LW1H2R2M	ELECTRO 2.2UF 50WV		
C13			CK73FB1H102K	CHIP C 1000PF K		
C14			CE04LW1H010M	ELECTRO 1.0UF 50WV		
C15			CC73FCH1H220J	CHIP C 22PF J		
C16			CE04LW1C100M	ELECTRO 10UF 16WV		
C17			CK73FB1H562K	CHIP C 5600PF K		
C18			CK73FB1H102K	CHIP C 1000PF K		
C19			CE04HW1E4R7M	NP-ELEC 4.7UF 25WV		
C20			CK73FB1E104K	CHIP C 0.10UF K		
C21 ,22			CQ93FMG1H123J	MYLAR 0.012UF J	YMX	
C21 ,22			CQ93FMG1H183J	MYLAR 0.018UF J	KP	
C23			CE04LW1H010M	ELECTRO 1.0UF 50WV		
C25			CE04LW1C100M	ELECTRO 10UF 16WV		
C26			CE04LW1C470M	ELECTRO 47UF 16WV		
C27			CE04LW1H010M	ELECTRO 1.0UF 50WV		
C28			CQ93FMG1H223J	MYLAR 0.022UF J		
C29			CE04LW1H2R2M	ELECTRO 2.2UF 50WV		
C30			CE04LW1C101M	ELECTRO 100UF 16WV		
C31			CE04LW1A470M	ELECTRO 47UF 10WV		
C32			CK73FB1H103K	CHIP C 0.010UF K		
C33			CC73FSL1H101J	CHIP C 100PF J		
C34 ,35			CK73FB1H102K	CHIP C 1000PF K		
C36			CC73FCH1H120J	CHIP C 12PF J		
C37			CC73FCH1H100D	CHIP C 10PF D		
C38			CK73FB1H471K	CHIP C 470PF K		
C52			CC73FCH1H470J	CHIP C 47PF J		
C57 ,58			CE04LW1H010M	ELECTRO 1.0UF 50WV		
C61 ,62			CQ93FMG1H562J	MYLAR 5600PF J	YM	
C63			CC73FSL1H121J	CHIP C 120PF J		
C64			CK73FB1H473K	CHIP C 0.047UF K		
CN1			E40-8052-05	SOCKET FOR PIN ASSY		
E20-0476-05			E20-0476-05	LOCK TERMINAL BOARD(4P)		
J1			E70-0051-05	LOCK TERMINAL BOARD		
CF1 ,2		*	L72-0611-05	CERAMIC FILTER		
CF3		*	L72-0613-05	CERAMIC FILTER		
L1			L39-1366-05	COMBINATION COIL		
L2			L30-0911-05	AM IFT		
L3 ,4			L40-1091-17	SMALL FIXED INDUCTOR(1UH)		
X1			L77-2232-05	CRYSTAL RESONATOR		
X2			L78-0637-05	RESONATOR (456KHZ)		
R1			RK73FB2A332J	CHIP R 3.3K J 1/10W		
R2			RK73FB2A681J	CHIP R 680 J 1/10W		
R3			RK73FB2A5R6J	CHIP R 5.6 J 1/10W		
R4 ,5			RK73FB2A331J	CHIP R 330 J 1/10W		
R6			RK73FB2A101J	CHIP R 100 J 1/10W		
R7			RK73FB2A473J	CHIP R 47K J 1/10W		
R8			RK73FB2A331J	CHIP R 330 J 1/10W		
R12			RK73FB2A472J	CHIP R 4.7K J 1/10W		
R13			RK73FB2A333J	CHIP R 33K J 1/10W		
R15 ,16			RK73FB2A224J	CHIP R 220K J 1/10W		

L : Scandinavia K : USA P : Canada R : Mexico C : China I : Malaysia
Y : PX(Far East, Hawaii) T : Europe E : Europe G : Germany V : China (Shanghai)
Y : AAFES(Europe) X : Australia Q : Russia H : Korea M : Other Areas

Δ indicates safety critical components.

PARTS LIST

RXD-501/551/571/A5/701/751/771/A8

* New Parts

Parts without **Parts No.** are not supplied.
 Les articles non mentionnés dans le **Parts No.** ne sont pas fournis.
 Teile ohne **Parts No.** werden nicht geliefert.



Ref. No	Add-ress	New Parts	Parts No.	Description	Desti-nation	Re-marks
R17			RK73FB2A271J	CHIP R 270 J 1/10W		
R18			RK73FB2A302J	CHIP R 3.0K J 1/10W		
R19			RK73FB2A822J	CHIP R 8.2K J 1/10W		
R21 ~23			RK73FB2A102J	CHIP R 1.0K J 1/10W		
R24			RK73FB2A562J	CHIP R 5.6K J 1/10W		
Δ R25			RD14NB2E101J	RD 100 J 1/4W		
Δ R26			RD14NB2E561J	RD 560 J 1/4W		
R27			RK73FB2A102J	CHIP R 1.0K J 1/10W		
R28			RK73FB2A103J	CHIP R 10K J 1/10W		
R29 ,30			RK73FB2A102J	CHIP R 1.0K J 1/10W		
R31			RK73FB2A103J	CHIP R 10K J 1/10W		
R32			RK73FB2A122J	CHIP R 1.2K J 1/10W		
R33			RK73FB2A123J	CHIP R 12K J 1/10W		
Δ R41			RS14KB3A181J	FL-PROOF RS 180 J 1W		
Δ R42			RD14NB2E820J	RD 82 J 1/4W		
Δ R43			RD14NB2E221J	RD 220 J 1/4W		
R44			RK73FB2A101J	CHIP R 100 J 1/10W		
R46			RK73FB2A104J	CHIP R 100K J 1/10W		
R48			RK73FB2A473J	CHIP R 47K J 1/10W		
R50			RK73FB2A471J	CHIP R 470 J 1/10W	YM	
R73 ,74			RK73FB2A332J	CHIP R 3.3K J 1/10W		
VR1			R32-0038-05	SEMI FIXED VARIABLE RESISTOR		
W108,109			R92-0670-05	CHIP R 0 OHM		
W111-114			R92-0670-05	CHIP R 0 OHM		
W111-119			R92-0670-05	CHIP R 0 OHM	YM	
W117,118			R92-0670-05	CHIP R 0 OHM		
W121			R92-0670-05	CHIP R 0 OHM		
W202-208			R92-0679-05	CHIP R 0 OHM		
W210,211			R92-0679-05	CHIP R 0 OHM		
D1 ,2			HSS104	DIODE		
D1 ,2			1SS133	DIODE		
D3 ,4			HZS5.1N(B2)	ZENER DIODE		
D3 ,4			MTZJ5.1(B)	ZENER DIODE		
D8			HSS104	DIODE		
D8			1SS133	DIODE		
D10			MA111	DIODE		
IC1			LA1832	ANALOGUE IC		
IC2			LC72131	MOS-IC		
Q1			2SC2714(R,O)	TRANSISTOR		
Q3			2SA1576A(R,S)	TRANSISTOR		
Q3			2SB1218A(Q,R)	TRANSISTOR		
Q5			2SC4081(R,S)	TRANSISTOR		
Q5			2SD1819A(Q,R)	TRANSISTOR		
Q9 ,10			2SC4081(R,S)	TRANSISTOR	YM	
Q9 ,10			2SD1819A(Q,R)	TRANSISTOR	YM	
A1			W02-2638-05	FM FRONT-END ASSY		
TUNER UNIT (X05-490X-XX) : TEQE2						
C1			CE04LW1C470M	ELECTRO 47UF 16WV		
C2			CE04LW1H010M	ELECTRO 1.0UF 50WV		
C3 -8			CK73FB1H103K	CHIP C 0.010UF K		
C9			C91-0769-05	CERAMIC 0.010UF K		
C30			CK73EB1E473K	CHIP C 0.047UF K		
C31			CE04LW1C470M	ELECTRO 47UF 16WV		

L : Scandinavia K : USA P : Canada R : Mexico C : China I : Malaysia
 Y : PX(Far East, Hawaii) T : Europe E : Europe G : Germany V : China (Shanghai)
 Y : AAFES(Europe) X : Australia Q : Russia H : Korea M : Other Areas

Δ indicates safety critical components.

* New Parts

Parts without **Parts No.** are not supplied.
 Les articles non mentionnés dans le **Parts No.** ne sont pas fournis.
 Teile ohne **Parts No.** werden nicht geliefert.



Ref. No	Add-ress	New Parts	Parts No.	Description	Desti-nation	Re-marks
C32			CK73EF1H103K	CHIP C 0.010UF K		
C33			CE04LW1C100M	ELECTRO 10UF 16WV		
C34			CK73EB1E104K	CHIP C 0.10UF K		
C35			CE04LW1C100M	ELECTRO 10UF 16WV		
C36			CK73FB1E473K	CHIP C 0.047UF K		
C37			CK73EF1E105Z	CHIP C 1.0UF Z		
C38			C90-3217-05	ELECTRO 10UF 10WV		
C39			CC73FSL1H101J	CHIP C 100PF J	Q	
C40			C90-3253-05	ELECTRO 1.0UF 50WV		
C41			C90-3251-05	ELECTRO 0.47UF 50WV		
C42			C90-3240-05	ELECTRO 2.2UF 35WV		
C43			CE04LW1HR47M	ELECTRO 0.47UF 50WV		
C44			CK73FB1E473K	CHIP C 0.047UF K		
C45			CC73FCH1H220J	CHIP C 22PF J		
C46			CE04LW1A101M	ELECTRO 100UF 10WV		
C47			CK73FB1H682K	CHIP C 6800PF K		
C48			CC73FSL1H681J	CHIP C 680PF J	Q	
C48			CC73FSL1H821J	CHIP C 820PF J		
C49			C90-3253-05	ELECTRO 1.0UF 50WV		
C50			CK73FB1H102K	CHIP C 1000PF K		
C51 ,52			C90-3217-05	ELECTRO 10UF 10WV		
C53 ,54			CK73FB1H153K	CHIP C 0.015UF K	TEE2	
C53 ,54			CK73FB1H183K	CHIP C 0.018UF K	Q	
C55 ,56			C90-3231-05	ELECTRO 3.3UF 25WV	Q	
C55 ,56			C90-3240-05	ELECTRO 2.2UF 35WV	TEE2	
C59			CC73ESL1H101J	CHIP C 100PF J	Q	
C60			CK73FB1E104K	CHIP C 0.10UF K		
C61			CK73FB1H103K	CHIP C 0.010UF K		
C62			CK73FB1H333K	CHIP C 0.033UF K	TQ	
C63			CC73FCH1H090D	CHIP C 9.0PF D	TQ	
C64			CK73FB1H333K	CHIP C 0.033UF K		
C66			CC73FCH1H060D	CHIP C 6.0PF D		
C67			CC73FCH1H220J	CHIP C 22PF J	EEQ2	
C67			CC73FCH1H330J	CHIP C 33PF J	T	
C68			CC73FSL1H020C	CHIP C 2.0PF C	EE2	
C69			CK73FB1H103K	CHIP C 0.010UF K		
C70			CC73FSL1H101J	CHIP C 100PF J		
C77 ,78			CK73FB1H332K	CHIP C 3300PF K	TEE2	
C79 ,80			CC73FSL1H101J	CHIP C 100PF J	Q	
C80			CC73FSL1H101J	CHIP C 100PF J	TEE2	
C81			CC73FCH1H220J	CHIP C 22PF J		
C82			CC73FCH1H270J	CHIP C 27PF J		
C83 ,84			CK73FB1H102K	CHIP C 1000PF K		
C85			C91-0745-05	CERAMIC 100PF K		
C86			C91-0757-05	CERAMIC 1000PF K		
C87			CE04LW1A470M	ELECTRO 47UF 10WV		
C88			CC73FSL1H331J	CHIP C 330PF J	Q	
C89			CE04LW1C470M	ELECTRO 47UF 16WV		
C90			CE04LW1H2R2M	ELECTRO 2.2UF 50WV		
C91			CQ93FMG1H223J	MYLAR 0.022UF J		
C92			CC73FSL1H471J	CHIP C 470PF J		
C93			CK73FB1H103K	CHIP C 0.010UF K		
C94			CK73FB1H102K	CHIP C 1000PF K		
C95			CC73FCH1H470J	CHIP C 47PF J		
C96			CC73FSL1H101J	CHIP C 100PF J		

L : Scandinavia K : USA P : Canada R : Mexico C : China I : Malaysia
 Y : PX(Far East, Hawaii) T : Europe E : Europe G : Germany V : China (Shanghai)
 Y : AAFES(Europe) X : Australia Q : Russia H : Korea M : Other Areas

Δ indicates safety critical components.

* New Parts
 Parts without **Parts No.** are not supplied.
 Les articles non mentionnés dans le **Parts No.** ne sont pas fournis.
 Teile ohne **Parts No.** werden nicht geliefert.



Ref. No	Address	New Parts	Parts No.	Description	Destination	Re-remarks
CN1			E40-8052-05	SOCKET FOR PIN ASSY		
CN2			E40-4871-05	PIN ASSY		
J1			E20-0321-05	LOCK TERMINAL BOARD(2P,F)		
J1			E70-0052-05	LOCK TERMINAL BOARD		
CF1 ,2		*	L72-0612-05	CERAMIC FILTER		
L31			L30-0929-05	FM IFT		
L32			L30-0930-05	FM IFT		
L33			L30-0911-05	AM IFT		
L34			L79-1237-05	LC FILTER		
L61			L40-1091-17	SMALL FIXED INDUCTOR(1UH)		
L62		*	L39-1367-05	COMBINATION COIL	EE2	
L62		*	L39-1368-05	COMBINATION COIL	TQ	
L63			L40-1001-17	SMALL FIXED INDUCTOR(10UH,K)	EE2	
L81			L40-1091-17	SMALL FIXED INDUCTOR(1UH)		
X31			L78-0637-05	RESONATOR (456KHZ)		
X81			L77-2185-05	CRYSTAL RESONATOR		
Δ R1			RD14NB2E101J	RD 100 J 1/4W		
R2			RK73EB2B221J	CHIP R 220 J 1/8W		
R3			RK73FB2A332J	CHIP R 3.3K J 1/10W		
R4			RK73FB2A681J	CHIP R 680 J 1/10W		
R5			RK73FB2A331J	CHIP R 330 J 1/10W		
R6			RK73FB2A220J	CHIP R 22 J 1/10W		
R7			RK73FB2A332J	CHIP R 3.3K J 1/10W		
R8			RK73FB2A331J	CHIP R 330 J 1/10W		
R10			RK73FB2A332J	CHIP R 3.3K J 1/10W		
R11			RK73FB2A681J	CHIP R 680 J 1/10W		
R12			RK73FB2A122J	CHIP R 1.2K J 1/10W		
R13 ,14			RK73FB2A331J	CHIP R 330 J 1/10W		
R15			RK73FB2A101J	CHIP R 100 J 1/10W		
R16			RK73FB2A220J	CHIP R 22 J 1/10W	TEE2	
R16			RK73FB2A470J	CHIP R 47 J 1/10W	Q	
R17			RK73FB2A621J	CHIP R 620 J 1/10W		
R18			RK73FB2A123J	CHIP R 12K J 1/10W		
R19			RK73FB2A4R7J	CHIP R 4.7 J 1/10W		
R20			RK73FB2A122J	CHIP R 1.2K J 1/10W		
R31			RS14KB3A820J	FL-PROOF RS 82 J 1W		
R32			RK73EB2B562J	CHIP R 5.6K J 1/8W		
R33			RK73FB2A302J	CHIP R 3.0K J 1/10W		
R34			RK73FB2A822J	CHIP R 8.2K J 1/10W		
R35			RK73FB2A333J	CHIP R 33K J 1/10W		
R36			RK73FB2A393J	CHIP R 39K J 1/10W		
R38			RK73FB2A333J	CHIP R 33K J 1/10W		
R39			RK73FB2A223J	CHIP R 22K J 1/10W		
R40			RK73FB2A332J	CHIP R 3.3K J 1/10W		
R41			RK73FB2A222J	CHIP R 2.2K J 1/10W		
R42			RK73FB2A473J	CHIP R 47K J 1/10W		
R43 ,44			RK73FB2A123J	CHIP R 12K J 1/10W	Q	
R43 ,44			RK73FB2A223J	CHIP R 22K J 1/10W	TEE2	
R47 ,48			RK73FB2A392J	CHIP R 3.9K J 1/10W		
R49			RK73FB2A473J	CHIP R 47K J 1/10W		
R51			RK73FB2A102J	CHIP R 1.0K J 1/10W		
R52			RK73FB2A104J	CHIP R 100K J 1/10W		
R53			RK73FB2A102J	CHIP R 1.0K J 1/10W		
R54			RK73FB2A683J	CHIP R 68K J 1/10W		

L : Scandinavia K : USA P : Canada R : Mexico C : China I : Malaysia
 Y : PX(Far East, Hawaii) T : Europe E : Europe G : Germany V : China (Shanghai)
 Y : AAFES(Europe) X : Australia Q : Russia H : Korea M : Other Areas

Δ indicates safety critical components.

* New Parts
 Parts without **Parts No.** are not supplied.
 Les articles non mentionnés dans le **Parts No.** ne sont pas fournis.
 Teile ohne **Parts No.** werden nicht geliefert.



Ref. No	Address	New Parts	Parts No.	Description	Destination	Re-remarks
R55			RK73FB2A473J	CHIP R 47K J 1/10W		
R56			RK73FB2A104J	CHIP R 100K J 1/10W		
R57			RK73FB2A101J	CHIP R 100 J 1/10W	Q	
R59			RK73FB2A222J	CHIP R 2.2K J 1/10W		
R61			RK73FB2A223J	CHIP R 22K J 1/10W	TQ	
R62			RK73FB2A105J	CHIP R 1.0M J 1/10W	TQ	
R63			RK73FB2A473J	CHIP R 47K J 1/10W	TQ	
R64			RK73FB2A103J	CHIP R 10K J 1/10W	TQ	
R65			RK73FB2A153J	CHIP R 15K J 1/10W	TQ	
R66			RK73FB2A152J	CHIP R 1.5K J 1/10W	TQ	
R67			RK73FB2A104J	CHIP R 100K J 1/10W		
R68			RK73FB2A222J	CHIP R 2.2K J 1/10W	TQ	
R70			RK73FB2A105J	CHIP R 1.0M J 1/10W	TQ	
R80			RK73EB2B102J	CHIP R 1.0K J 1/8W		
R81 -83			RK73FB2A102J	CHIP R 1.0K J 1/10W		
R84			RK73FB2A103J	CHIP R 10K J 1/10W		
R85 -88			RK73FB2A102J	CHIP R 1.0K J 1/10W		
Δ R89			RD14NB2E101J	RD 100 J 1/4W		
R90			RK73FB2A562J	CHIP R 5.6K J 1/10W		
R91			RK73FB2A222J	CHIP R 2.2K J 1/10W		
R92			RK73FB2A123J	CHIP R 12K J 1/10W		
R93			RK73FB2A122J	CHIP R 1.2K J 1/10W		
Δ R94			RD14NB2E561J	RD 560 J 1/4W		
R101,102			RK73FB2A102J	CHIP R 1.0K J 1/10W		
R103			RK73FB2A821J	CHIP R 820 J 1/10W		
R104			RK73FB2A473J	CHIP R 47K J 1/10W		
R105			RK73FB2A103J	CHIP R 10K J 1/10W	E2	
R105			RK73FB2A103J	CHIP R 10K J 1/10W		
VR1			R32-0036-05	SEMI FIXED VARIABLE RESISTOR		
W51 -55			R92-0670-05	CHIP R 0 OHM	EE2	
W53			R92-0670-05	CHIP R 0 OHM	TQ	
W56 -58			R92-0679-05	CHIP R 0 OHM		
W59 -61			R92-0670-05	CHIP R 0 OHM	TEE2	
W59 ,60			R92-0670-05	CHIP R 0 OHM	Q	
W62 -67			R92-0679-05	CHIP R 0 OHM		
W68			R92-0670-05	CHIP R 0 OHM	Q	
W69 -71			R92-0679-05	CHIP R 0 OHM	EE2	
W69 -72			R92-0679-05	CHIP R 0 OHM	TQ	
W73			R92-0670-05	CHIP R 0 OHM		
W74			R92-0679-05	CHIP R 0 OHM	Q	
W75			R92-0670-05	CHIP R 0 OHM	EE2	
W75 -78			R92-0670-05	CHIP R 0 OHM	T	
W75 -80			R92-0670-05	CHIP R 0 OHM	Q	
W77 ,78			R92-0670-05	CHIP R 0 OHM	EE2	
W80			R92-0670-05	CHIP R 0 OHM		
W81			R92-0679-05	CHIP R 0 OHM		
W82			R92-0670-05	CHIP R 0 OHM		
W83 ,84			R92-0679-05	CHIP R 0 OHM		
W85			R92-0670-05	CHIP R 0 OHM		
D1			HSS104	DIODE		
D1			1SS133	DIODE		
D31			HZS8.2N(B2)	ZENER DIODE		
D31			MTZJ8.2(B)	ZENER DIODE		
D32			MA111	DIODE		

L : Scandinavia K : USA P : Canada R : Mexico C : China I : Malaysia
 Y : PX(Far East, Hawaii) T : Europe E : Europe G : Germany V : China (Shanghai)
 Y : AAFES(Europe) X : Australia Q : Russia H : Korea M : Other Areas

Δ indicates safety critical components.

PARTS LIST

RXD-501/551/571/A5/701/751/771/A8

* New Parts
 Parts without **Parts No.** are not supplied.
 Les articles non mentionnés dans le **Parts No.** ne sont pas fournis.
 Teile ohne **Parts No.** werden nicht geliefert.



Ref. No	Add-ress	New Parts	Parts No.	Description	Desti-nation	Re-marks
D33			HSS104	DIODE		
D33			1S133	DIODE		
D61 ,62			HSS104	DIODE		
D61 ,62			1S133	DIODE		
D81			HZS5.1N(B2)	ZENER DIODE		
D81			MTZJ5.1(B)	ZENER DIODE		
D101			HZS3.3N(B2)	ZENER DIODE		
D101			MTZJ3.3(B)	ZENER DIODE		
IC1			LA1836	ANALOGUE IC		
IC2			LC72131	MOS-IC		
IC3			NJM2904M	IC(OP AMP X2)		
Q1 ,2			2SC2714(R,O)	TRANSISTOR		
Q3			2SA1576A(R,S)	TRANSISTOR		
Q3			2SB1218A(Q,R)	TRANSISTOR		
Q31 ,32			2SC4081(R,S)	TRANSISTOR		
Q31 ,32			2SD1819A(Q,R)	TRANSISTOR	TQ	
Q61 ,62			2SC4081(R,S)	TRANSISTOR	TQ	
Q61 ,62			2SD1819A(Q,R)	TRANSISTOR	TQ	
Q63			2SC2878(B)	TRANSISTOR	TQ	
Q64			2SA1576A(R,S)	TRANSISTOR	TQ	
Q64			2SB1218A(Q,R)	TRANSISTOR	TQ	
Q65			2SK302(Y,GR)	FET	TQ	
Q81			2SA1576A(R,S)	TRANSISTOR		
Q81			2SB1218A(Q,R)	TRANSISTOR		
Q101,102			2SD2114K	TRANSISTOR		
Q103			2SA1576A(R,S)	TRANSISTOR		
Q103			2SB1218A(Q,R)	TRANSISTOR		
A1			W02-2640-05	FM FRONT-END ASSY	TEE2	
A1			W02-2641-05	FM FRONT-END ASSY	Q	
AUDIO UNIT (X09-494X-XX) : RXD-701/701E/701W/751/751E/751W/771S/A8						
C1 -5			CC45FSL1H221J	CERAMIC 220PF J	M2E2	
C1 -5			CC45FSL1H221J	CERAMIC 220PF J	YMXTEQ	
C1 ,2			CC45FSL1H221J	CERAMIC 220PF J	KP	
C5			CC45FSL1H221J	CERAMIC 220PF J	KP	
C6			CK45FB1H102K	CERAMIC 1000PF K	KP	
C7			CF92FV1H224J	MF-C 0.22UF J		
C9			CE04KW1H2R2M	ELECTRO 2.2UF 50WV		
C11 ,12			CE04KW1C100M	ELECTRO 10UF 16WV		
C13 -16			CC45FSL1H101J	CERAMIC 100PF J		
C17 ,18			CE04KW1C100M	ELECTRO 10UF 16WV		
C21 ,22			CF92FV1H104J	MF-C 0.10UF J		
C23			CE04KW1C221M	ELECTRO 220UF 16WV		
C24 ,25			CF92FV1H104J	MF-C 0.10UF J		
C26			CE04KW1C221M	ELECTRO 220UF 16WV		
C27			CE04KW1C101M	ELECTRO 100UF 16WV		
C28			CE04KW1C100M	ELECTRO 10UF 16WV		
C29			CF92FV1H394J	MF-C 0.39UF J		
C30			CQ93FMG1H333J	MYLAR 0.033UF J		
C31			CE04KW1A101M	ELECTRO 100UF 10WV		
C32 -34			CE04KW1C100M	ELECTRO 10UF 16WV		
C35 ,36			CE04KW1H2R2M	ELECTRO 2.2UF 50WV		
C37 ,38			CE04KW1HR47M	ELECTRO 0.47UF 50WV		
C39			CK45FF1H472Z	CERAMIC 4700PF Z		
C40			CE04KW1HR47M	ELECTRO 0.47UF 50WV		

L : Scandinavia K : USA P : Canada R : Mexico C : China I : Malaysia
 Y : PX(Far East, Hawaii) T : Europe E : Europe G : Germany V : China (Shanghai)
 Y : AAFES(Europe) X : Australia Q : Russia H : Korea M : Other Areas

▲ indicates safety critical components.

* New Parts
 Parts without **Parts No.** are not supplied.
 Les articles non mentionnés dans le **Parts No.** ne sont pas fournis.
 Teile ohne **Parts No.** werden nicht geliefert.



Ref. No	Add-ress	New Parts	Parts No.	Description	Desti-nation	Re-marks
C41			CK45FF1H103Z	CERAMIC 0.010UF Z		
C42			CE04KW1V4R7M	ELECTRO 4.7UF 35WV		
C43 ,44			CE04KW1H3R3M	ELECTRO 3.3UF 50WV		
C45 ,46			CQ93FMG1H563J	MYLAR 0.056UF J		
C47 ,48			CE04KW1HR33M	ELECTRO 0.33UF 50WV		
C49 ,50			CQ93FMG1H153J	MYLAR 0.015UF J		
C51 ,52			CE04KW1H2R2M	ELECTRO 2.2UF 50WV		
C53 ,54			CQ93FMG1H682J	MYLAR 6800PF J		
C55 ,56			CQ93FMG1H153J	MYLAR 0.015UF J		
C57 ,58			CQ93FMG1H222J	MYLAR 2200PF J		
C59			CE04KW1H3R3M	ELECTRO 3.3UF 50WV		
C61			CE04KW1H3R3M	ELECTRO 3.3UF 50WV		
C63 -68			CE04KW1H3R3M	ELECTRO 3.3UF 50WV		
C69			CC45FSL1H221J	CERAMIC 220PF J		
C70			CE04HW1HR22M	NP-ELEC 0.22UF 50WV		
C71 ,72			CE04KW1C100M	ELECTRO 10UF 16WV	TEQE2	
C73 ,74			CC45FSL1H101J	CERAMIC 100PF J		
C77 ,78			CE04KW1C100M	ELECTRO 10UF 16WV		
C79			CK45FB1H102K	CERAMIC 1000PF K		
C80			CK45FF1H103Z	CERAMIC 0.010UF Z		
C81			CE04KW2A101M	ELECTRO 100UF 100WV		
C82 ,83			CE04KW1V470M	ELECTRO 47UF 35WV		
C88 ,89			C90-3790-05	ELECTRO 4700UF 35WV		
C90 ,91			C90-3789-05	ELECTRO 4700UF 75WV		
C94			CE04KW1C221M	ELECTRO 220UF 16WV		
C95			CE04KW1V4R7M	ELECTRO 4.7UF 35WV		
C96			CE04KW1A470M	ELECTRO 47UF 10WV		
C97			CE04KW1V4R7M	ELECTRO 4.7UF 35WV		
C98 ,99			CE04KW1C470M	ELECTRO 47UF 16WV		
C100			CK45FF1H103Z	CERAMIC 0.010UF Z		
C101			CE04KW1V4R7M	ELECTRO 4.7UF 35WV		
C102			CE04KW1A221M	ELECTRO 220UF 10WV		
C103			CE04KW1C220M	ELECTRO 22UF 16WV		
C104			CE04KW1H010M	ELECTRO 1.0UF 50WV		
C106			CE04KW1V4R7M	ELECTRO 4.7UF 35WV		
C108,109			CF92FV1H104J	MF-C 0.10UF J		
C110			CE04KW1C470M	ELECTRO 47UF 16WV		
C111,112			CE04KW1H010M	ELECTRO 1.0UF 50WV		
C113			CE04KW0J471M	ELECTRO 470UF 6.3WV		
C114			CK45FF1H103Z	CERAMIC 0.010UF Z		
C119,120			CE04KW1C100M	ELECTRO 10UF 16WV		
C125,126			CE04KW1V4R7M	ELECTRO 4.7UF 35WV		
C128-130			CE04KW1H0R1M	ELECTRO 0.1UF 50WV		
C131			CE04KW1C100M	ELECTRO 10UF 16WV		
C139,140			CE04KW1C100M	ELECTRO 10UF 16WV		
C141			CE04KW1V4R7M	ELECTRO 4.7UF 35WV	TEQE2	
C142			CC45FSL1H331J	CERAMIC 330PF J	TEQE2	
C143			CK45FB1H561K	CERAMIC 560PF K	TEQE2	
C144			CC45FCH1H470J	CERAMIC 47PF J	TEQE2	
C145			CC45FCH1H220J	CERAMIC 22PF J	TEQE2	
C146			CK45FF1H103Z	CERAMIC 0.010UF Z	TEQE2	
C147			CE04KW1A470M	ELECTRO 47UF 10WV	TEQE2	
C148,149			CK45FF1H103Z	CERAMIC 0.010UF Z	TEQE2	
C151,152			CC45FSL1H180J	CERAMIC 18PF J		
C153			CE04KW1C470M	ELECTRO 47UF 16WV		

L : Scandinavia K : USA P : Canada R : Mexico C : China I : Malaysia
 Y : PX(Far East, Hawaii) T : Europe E : Europe G : Germany V : China (Shanghai)
 Y : AAFES(Europe) X : Australia Q : Russia H : Korea M : Other Areas

▲ indicates safety critical components.

* New Parts
Parts without **Parts No.** are not supplied.
Les articles non mentionnés dans le **Parts No.** ne sont pas fournis.
Teile ohne **Parts No.** werden nicht geliefert.

19

Ref. No	Add-ress	New Parts	Parts No.	Description	Desti-nation	Re-marks
C154			CE04KW1V100M	ELECTRO 10UF 35VV		
C155			CE04KW1V330M	ELECTRO 33UF 35VV		
C159,160			CC45FSL1H220J	CERAMIC 22PF J	TEQE2	
C497,498			CK45FB1H102K	CERAMIC 1000PF K		
C500			CK45FF1H103Z	CERAMIC 0.010UF Z	TEQE2	
C501,502			CQ93FMG1H563J	MYLAR 0.056UF J		
C503,504			CC45FSL1H470J	CERAMIC 47PF J		
C505			CE04KW1H2R2M	ELECTRO 2.2UF 50VV		
C507			CC45FSL1H470J	CERAMIC 47PF J		
C509-511			CC45FSL1H100D	CERAMIC 10PF D		
C513-515			CK45FF1H472Z	CERAMIC 4700PF Z		
C517-519			CF92FV1H224J	MF-C 0.22UF J	M2E2	
C517,519			CF92FV1H224J	MF-C 0.22UF J	YMXTEQ	
C517,518			CF92FV1H104J	MF-C 0.10UF J	KP	
C521-523			CF92FV1H224J	MF-C 0.22UF J	M2E2	
C521-523			CF92FV1H224J	MF-C 0.22UF J	YMXTEQ	
C523			CF92FV1H104J	MF-C 0.10UF J	KP	
C525-528			CK45FF1H472Z	CERAMIC 4700PF Z		
C529,530			CC45FSL1H101J	CERAMIC 100PF J	TEQE2	
C531-533			CE04KW1A101M	ELECTRO 100UF 10VV		
C535-538			CE04KW2A100M	ELECTRO 10UF 100VV		
C539,540			CE04KW1V470M	ELECTRO 47UF 35VV		
CN5			E40-3257-05	PIN ASSY		
CN6			E40-3262-05	PIN ASSY		
CN7			E40-3247-05	PIN ASSY		
CN11		*	E40-8053-05	PIN ASSY	YMXM2	
CN12		*	E40-8286-05	FLAT CABLE CONNECTOR		
CN13			E40-3256-05	PIN ASSY		
CN14			E40-8253-05	FLAT CABLE CONNECTOR		
CN15			E40-3251-05	PIN ASSY		
CN19		*	E40-8120-05	FLAT CABLE CONNECTOR		
CN21		*	E40-8257-05	FLAT CABLE CONNECTOR		
CN22			E40-4632-05	PIN ASSY		
CN24		*	E40-3256-05	PIN ASSY	KP	
J1			E63-1038-05	PHONO JACK		
J2			E70-0048-05	LOCK TERMINAL BOARD		
J3			E70-0045-05	LOCK TERMINAL BOARD	M2E2	
J3		*	E70-0045-05	LOCK TERMINAL BOARD	YMXTEQ	
J5		*	E63-1037-05	PHONO JACK	M2E2	
J5		*	E63-1037-05	PHONO JACK	YMXTEQ	
F1			F20-1405-15	INSULATING SHEET		
F1			F05-3121-05	FUSE (SEMKO) (250V T3.15AL)	XTEQE2	
F1 ,2			F50-0074-05	FUSE(5X20)	KP	
F3			F05-3121-05	FUSE (SEMKO) (250V T3.15AL)	YMXM2	
			F50-0062-05	FUSE(5X20)	KP	
CN1 -4			J13-0075-05	FUSE CLIP	YMXM2	
CN1 ,2			J13-0075-05	FUSE CLIP	M2E2	
CN1 ,2			J13-0075-05	FUSE CLIP	KPXTEQ	
CN31,32			J13-0075-05	FUSE CLIP	KP	
E21 -24			J11-0809-05	WIRE CLAMPER		
E26 ,27			J11-0809-05	WIRE CLAMPER	YMXM2	
E27			J11-0809-05	WIRE CLAMPER	TEQE2	
L1			L40-1091-17	SMALL FIXED INDUCTOR(1UH)	TEQE2	

L : Scandinavia K : USA P : Canada R : Mexico C : China I : Malaysia
Y : PX(Far East, Hawaii) T : Europe E : Europe G : Germany V : China (Shanghai)
Y : AAFES(Europe) X : Australia Q : Russia H : Korea M : Other Areas

Δ indicates safety critical components.

* New Parts
Parts without **Parts No.** are not supplied.
Les articles non mentionnés dans le **Parts No.** ne sont pas fournis.
Teile ohne **Parts No.** werden nicht geliefert.

20

Ref. No	Add-ress	New Parts	Parts No.	Description	Desti-nation	Re-marks
L2			L40-1001-17	SMALL FIXED INDUCTOR(10UH,K)	TEQE2	
L3 -5			L39-1373-05	PHASE COMPENSATION COIL		
X1			L78-0605-05	RESONATOR (8.38MHZ)		
X2			L77-2173-05	CRYSTAL RESONATOR(32.768KHZ)		
X3			L77-2002-05	CRYSTAL RESONATOR(4.332MHZ)	TEQE2	
Δ R3			RD14NB2E680J	RD 68 J 1/4W		
Δ R45			RD14NB2E1R0J	RD 1 J 1/4W		
Δ R46			RD14NB2E472J	RD 4.7K J 1/4W		
R48			RD14NB2E8R2J	RD 8.2 J 1/4W		
R56			RD14NB2E332J	RD 3.3K J 1/4W		
R63			RD14NB2E102J	RD 1.0K J 1/4W		
Δ R75			RD14NB2E100J	RD 10 J 1/4W		
R80			RS14KB3A222J	FL-PROOF RS 2.2K J 1W		
R96			RS14KB3D332J	FL-PROOF RS 3.3K J 2W		
Δ R118,119			RD14NB2E1R0J	RD 1 J 1/4W		
Δ R129,130			RD14NB2E1R0J	RD 1 J 1/4W		
Δ R131			RD14BB2C100J	RD 10 J 1/6W		
Δ R142			RD14BB2C101J	RD 100 J 1/6W		
Δ R187,188			RS14KB3D3R3J	FL-PROOF RS 3.3 J 2W		
R531,532			R92-1866-05	METALFILM 0.1 2W		
R543,544			RS14KB3D4R7J	FL-PROOF RS 4.7 J 2W		
R551			R92-1866-05	METALFILM 0.1 2W		
Δ R560			RS14KB3D5R6J	FL-PROOF RS 5.6 J 2W		
R563			RS14KB3D4R7J	FL-PROOF RS 4.7 J 2W		
Δ R565,566			RD14NB2E221J	RD 220 J 1/4W		
Δ R578			RS14KB3D101J	FL-PROOF RS 100 J 2W		
R583-585			RD14NB2E4R7J	RD 4.7 J 1/4W		
R598			RS14KB3D101J	FL-PROOF RS 100 J 2W		
Δ R599		*	R92-1844-05	CARBON 3.3M J 1/2W	KP	
VR1			R31-0096-05	VARIABLE RESISTOR		
Δ K1 ,2		*	S76-0060-05	MAGNETIC RELAY		
Δ K1 ,2		*	S76-0069-15	MAGNETIC RELAY		
K11			S76-0076-05	MAGNETIC RELAY		
K12			S76-0078-05	MAGNETIC RELAY		
K13			S76-0076-05	MAGNETIC RELAY		
Δ S1			S62-0001-05	SLIDE SWITCH	YMXM2	
S2			S62-0055-05	SLIDE SWITCH	M2E2	
S2			S62-0055-05	SLIDE SWITCH	YMXTEQ	
D1			HZS5.1N(B2)	ZENER DIODE		
D1			MTZJ5.1(B)	ZENER DIODE		
D2			HSS104A	DIODE		
D2			1SS133	DIODE		
D3			HZS5.1N(B2)	ZENER DIODE		
D3			MTZJ5.1(B)	ZENER DIODE		
D4			HZS3.9N(B2)	ZENER DIODE		
D4			MTZJ3.9(B)	ZENER DIODE		
D5 -7			HSS104A	DIODE	EQE2	
D5 -7			HSS104A	DIODE	KPYMXT	
D5 -7			1SS133	DIODE	EQE2	
D5 -7			1SS133	DIODE	KPYMXT	
D5 -8			HSS104A	DIODE	M2	
D5 -8			1SS133	DIODE	M2	
D10			HSS104A	DIODE	TEQE2	
D10			1SS133	DIODE	TEQE2	

L : Scandinavia K : USA P : Canada R : Mexico C : China I : Malaysia
Y : PX(Far East, Hawaii) T : Europe E : Europe G : Germany V : China (Shanghai)
Y : AAFES(Europe) X : Australia Q : Russia H : Korea M : Other Areas

Δ indicates safety critical components.

PARTS LIST

RXD-501/551/571/A5/701/751/771/A8

* New Parts

Parts without **Parts No.** are not supplied.
Les articles non mentionnés dans le **Parts No.** ne sont pas fournis.
Teile ohne **Parts No.** werden nicht geliefert.

21

Ref. No	Add-ress	New Parts	Parts No.	Description	Desti-nation	Re-marks
D12 -14			HSS104A	DIODE	YMXQM2	
D12-14			1SS133	DIODE	YMXQM2	
D12, .13			HSS104A	DIODE	T	
D12, .13			1SS133	DIODE	T	
D13			HSS104A	DIODE	KP	
D13			1SS133	DIODE	KP	
D13, .14			HSS104A	DIODE	EE2	
D13, .14			1SS133	DIODE	EE2	
D16			HSS104A	DIODE	TEQE2	
D16			1SS133	DIODE	TEQE2	
D17, .18			S5688B	DIODE		
D17, .18			1SR139-400	DIODE		
D19			HZS16N(B2)	ZENER DIODE		
D19			MTZJ16(B)	ZENER DIODE		
D20			HZS18N(B2)	ZENER DIODE		
D20			MTZJ18(B)	ZENER DIODE		
D21			HSS104A	DIODE		
D21			1SS133	DIODE		
D22, .23			D4SBL20UF03	DIODE		
D24 -27			S5688B	DIODE		
D24 -27			1SR139-400	DIODE		
D28, .29			HSS104A	DIODE		
D28, .29			1SS133	DIODE		
D30			HZS2,7N(B2)	ZENER DIODE		
D30			MTZJ2,7(B)	ZENER DIODE		
D31			HZS6,2N(B2)	ZENER DIODE		
D31			MTZJ6,2(B)	ZENER DIODE		
D32			HSS104A	DIODE		
D32			1SS133	DIODE		
D33			HZS5,6N(B2)	ZENER DIODE		
D33			MTZJ5,6(B)	ZENER DIODE		
D34			HZS5,1N(B2)	ZENER DIODE		
D34			MTZJ5,1(B)	ZENER DIODE		
D35			HZS5,6N(B2)	ZENER DIODE		
D35			MTZJ5,6(B)	ZENER DIODE		
D36			HZS20N(B2)	ZENER DIODE		
D36			MTZJ20(B)	ZENER DIODE		
D37 -40			HSS104A	DIODE		
D37 -40			1SS133	DIODE		
D45 -49			HSS104A	DIODE		
D45 -49			1SS133	DIODE		
D509,510			HZS8,2N(B2)	ZENER DIODE		
D509,510			MTZJ8,2(B)	ZENER DIODE		
D511			HSS104A	DIODE		
D511			1SS133	DIODE		
D513			HSS104A	DIODE		
D513			1SS133	DIODE		
D515-517			HSS104A	DIODE		
D515-517			1SS133	DIODE		
IC1			NJU7313AL	ANALOGUE IC		
IC2, .3			NJM4565D-D	IC(OP AMP X2)		
IC4			M62430FP	ANALOGUE IC		
IC5			S-806D-Z	ANALOGUE IC		
IC9		*	BA3834SK	ANALOGUE IC		
IC10		*	M38199MF-075FP	MI-COM IC		

L : Scandinavia K : USA P : Canada R : Mexico C : China I : Malaysia
Y : PX(Far East, Hawaii) T : Europe E : Europe G : Germany V : China (Shanghai)
Y : AAFES(Europe) X : Australia Q : Russia H : Korea M : Other Areas

Δ indicates safety critical components.

* New Parts

Parts without **Parts No.** are not supplied.
Les articles non mentionnés dans le **Parts No.** ne sont pas fournis.
Teile ohne **Parts No.** werden nicht geliefert.

22

Ref. No	Add-ress	New Parts	Parts No.	Description	Desti-nation	Re-marks
IC10		*	M38199MF-078FP	MI-COM IC		
IC11			SAA6579	ANALOGUE IC		TEQE2
IC11			SAA6579/R	ANALOGUE IC		TEQE2
IC12		*	TA79012SB	ANALOGUE IC		
IC13		*	TA7809SB	ANALOGUE IC		
IC15			TA78L012AP	ANALOGUE IC		
IC16, 17			NJM4565D-D	IC(OP AMP X2)		
IC19			NJM4565D-D	IC(OP AMP X2)		
IC21			STK410-030D	HYBRID IC		
IC21			STK410-030K	HYBRID IC		
Q2			2SA1175(F,E)	TRANSISTOR		
Q2			2SA933AS(Q,R)	TRANSISTOR		
Q5			2SA992(F,E)	TRANSISTOR		
Q6, .7			2SC1845(F,E)	TRANSISTOR		
Q8, .9			2SA1175(F,E)	TRANSISTOR		
Q8, .9		*	2SA933AS(Q,R)	TRANSISTOR		
Q10			2SB1417(Q,P)	TRANSISTOR		
Q10			2SB1640	TRANSISTOR		
Q11			2SA1175(F,E)	TRANSISTOR		
Q11			2SA933AS(Q,R)	TRANSISTOR		
Q12			2SC1740S(Q,R)	TRANSISTOR		
Q12			2SC2785(F,E)	TRANSISTOR		
Q13			2SD2137(Q,P)	TRANSISTOR		
Q13			2SD2525	TRANSISTOR		
Q14			2SB1417(Q,P)	TRANSISTOR		
Q14			2SB1640	TRANSISTOR		
Q15			2SD2137(Q,P)	TRANSISTOR		
Q15			2SD2525	TRANSISTOR		
Q16			2SC2003(L,K)	TRANSISTOR		
Q17			2SB1624	TRANSISTOR		
Q18			2SC1740S(Q,R)	TRANSISTOR		
Q18			2SC2785(F,E)	TRANSISTOR		
Q19			2SD2137(Q,P)	TRANSISTOR		
Q19			2SD2525	TRANSISTOR		
Q20 -22			2SC1740S(Q,R)	TRANSISTOR		
Q20 -22			2SC2785(F,E)	TRANSISTOR		
Q23			2SD2137(Q,P)	TRANSISTOR		
Q23			2SD2525	TRANSISTOR		
Q25, .26			2SC2878(B)	TRANSISTOR		
Q27			2SC1740S(Q,R)	TRANSISTOR		
Q27			2SC2785(F,E)	TRANSISTOR		
Q501-503			2SC2878(B)	TRANSISTOR		
Q504			2SC1740S(Q,R)	TRANSISTOR		M2E2
Q504			2SC1740S(Q,R)	TRANSISTOR		YMXTEQ
Q504			2SC2785(F,E)	TRANSISTOR		M2E2
Q504			2SC2785(F,E)	TRANSISTOR		YMXTEQ
Q505-507			2SC2878(B)	TRANSISTOR		
Q509-511			2SC1845(F,E)	TRANSISTOR		
Q512			2SC1740S(Q,R)	TRANSISTOR		
Q512			2SC2785(F,E)	TRANSISTOR		
Q514			2SC1740S(Q,R)	TRANSISTOR		
Q514			2SC2785(F,E)	TRANSISTOR		
AUDIO UNIT (X09-600X-XX) : RXD-501/501E/501W/551/551E/551W/571S/A5						
C1 -5			CC45FSL1H221J	CERAMIC	220PF J	M2E2

L : Scandinavia K : USA P : Canada R : Mexico C : China I : Malaysia
Y : PX(Far East, Hawaii) T : Europe E : Europe G : Germany V : China (Shanghai)
Y : AAFES(Europe) X : Australia Q : Russia H : Korea M : Other Areas

Δ indicates safety critical components.

* New Parts
 Parts without **Parts No.** are not supplied.
 Les articles non mentionnés dans le **Parts No.** ne sont pas fournis.
 Teile ohne **Parts No.** werden nicht geliefert.

23

Ref. No	Add-ress	New Parts	Parts No.	Description	Desti-nation	Re-marks
C1 -5			CC45FSL1H221J	CERAMIC 220PF J	YMXTEQ	
C1 ,2			CC45FSL1H221J	CERAMIC 220PF J	KP	
C5			CC45FSL1H221J	CERAMIC 220PF J		
C6			CK45FB1H102K	CERAMIC 1000PF K		
C7			CF92FV1H224J	MF-C 0.22UF J		
C11 ,12			CE04KW1C100M	ELECTRO 10UF 16WV		
C13 -16			CC45FSL1H101J	CERAMIC 100PF J		
C17 ,18			CE04KW1C100M	ELECTRO 10UF 16WV		
C21 ,22			CF92FV1H104J	MF-C 0.10UF J		
C23			CE04KW1C221M	ELECTRO 220UF 16WV		
C24 ,25			CF92FV1H104J	MF-C 0.10UF J		
C26			CE04KW1C221M	ELECTRO 220UF 16WV		
C27			CE04KW1C101M	ELECTRO 100UF 16WV		
C28			CE04KW1C100M	ELECTRO 10UF 16WV		
C31			CE04KW1A101M	ELECTRO 100UF 10WV		
C32 -34			CE04KW1C100M	ELECTRO 10UF 16WV		
C35 ,36			CE04KW1H2R2M	ELECTRO 2.2UF 50WV		
C37 ,38			CE04KW1HR47M	ELECTRO 0.47UF 50WV		
C39			CK45FF1H472Z	CERAMIC 4700PF Z		
C40			CE04KW1HR47M	ELECTRO 0.47UF 50WV		
C41			CK45FF1H103Z	CERAMIC 0.010UF Z		
C42			CE04KW1V4R7M	ELECTRO 4.7UF 35WV		
C43 ,44			CE04KW1H3R3M	ELECTRO 3.3UF 50WV		
C45 ,46			CQ93FMG1H563J	MYLAR 0.056UF J		
C47 ,48			CE04KW1HR33M	ELECTRO 0.33UF 50WV		
C49 ,50			CQ93FMG1H153J	MYLAR 0.015UF J		
C51 ,52			CE04KW1H2R2M	ELECTRO 2.2UF 50WV		
C53 ,54			CQ93FMG1H682J	MYLAR 6800PF J		
C55 ,56			CQ93FMG1H153J	MYLAR 0.015UF J		
C57 ,58			CQ93FMG1H222J	MYLAR 2200PF J		
C63 -68			CE04KW1H3R3M	ELECTRO 3.3UF 50WV		
C69			CC45FSL1H221J	CERAMIC 220PF J		
C71 ,72			CE04KW1C100M	ELECTRO 10UF 16WV		
C73 ,74			CC45FSL1H101J	CERAMIC 100PF J	TEQE2	
C77 ,78			CE04KW1C100M	ELECTRO 10UF 16WV		
C79			CK45FB1H102K	CERAMIC 1000PF K		
C80			CK45FF1H103Z	CERAMIC 0.010UF Z		
C81			CE04KW1J101M	ELECTRO 100UF 63WV		
C82 ,83			CE04KW1V470M	ELECTRO 47UF 35WV		
C88 ,89			CE04KW1V222M	ELECTRO 2200UF 35WV		
C90 ,91			C90-3791-05	ALUMINIUM ELECTROLYTIC C.		
C94			CE04KW1C221M	ELECTRO 220UF 16WV		
C95			CE04KW1V4R7M	ELECTRO 4.7UF 35WV		
C96			CE04KW1A470M	ELECTRO 47UF 10WV		
C97			CE04KW1V4R7M	ELECTRO 4.7UF 35WV		
C98 ,99			CE04KW1C470M	ELECTRO 47UF 16WV		
C100			CK45FF1H103Z	CERAMIC 0.010UF Z		
C101			CE04KW1V4R7M	ELECTRO 4.7UF 35WV		
C102			CE04KW1A221M	ELECTRO 220UF 10WV		
C103			CE04KW1C220M	ELECTRO 22UF 16WV		
C104			CE04KW1H010M	ELECTRO 1.0UF 50WV		
C106			CE04KW1V4R7M	ELECTRO 4.7UF 35WV		
C108,109			CF92FV1H104J	MF-C 0.10UF J		
C110			CE04KW1C470M	ELECTRO 47UF 16WV		
C111,112			CE04KW1H010M	ELECTRO 1.0UF 50WV		

L : Scandinavia K : USA P : Canada R : Mexico C : China I : Malaysia
 Y : PX(Far East, Hawaii) T : Europe E : Europe G : Germany V : China (Shanghai)
 Y : AAFES(Europe) X : Australia Q : Russia H : Korea M : Other Areas

▲ indicates safety critical components.

* New Parts
 Parts without **Parts No.** are not supplied.
 Les articles non mentionnés dans le **Parts No.** ne sont pas fournis.
 Teile ohne **Parts No.** werden nicht geliefert.

24

Ref. No	Add-ress	New Parts	Parts No.	Description	Desti-nation	Re-marks
C113			CE04KW0J471M	ELECTRO 470UF 6.3WV		
C114			CK45FF1H103Z	CERAMIC 0.010UF Z		
C119,120			CE04KW1C100M	ELECTRO 10UF 16WV		
C125,126			CE04KW1V4R7M	ELECTRO 4.7UF 35WV		
C128-130			CE04KW1H0R1M	ELECTRO 0.1UF 50WV		
C131			CE04KW1C100M	ELECTRO 10UF 16WV		
C139,140			CE04KW1C100M	ELECTRO 10UF 16WV		
C141			CE04KW1V4R7M	ELECTRO 4.7UF 35WV	TEQE2	
C142			CC45FSL1H331J	CERAMIC 330PF J	TEQE2	
C143			CK45FB1H561K	CERAMIC 560PF K	TEQE2	
C144			CC45FCH1H470J	CERAMIC 47PF J	TEQE2	
C145			CC45FCH1H220J	CERAMIC 22PF J	TEQE2	
C146			CK45FF1H103Z	CERAMIC 0.010UF Z	TEQE2	
C147			CE04KW1A470M	ELECTRO 47UF 10WV	TEQE2	
C148,149			CK45FF1H103Z	CERAMIC 0.010UF Z	TEQE2	
C151,152			CC45FSL1H180J	CERAMIC 18PF J		
C153			CE04KW1C470M	ELECTRO 47UF 16WV		
C154			CE04KW1V100M	ELECTRO 10UF 35WV		
C155			CE04KW1V330M	ELECTRO 33UF 35WV		
C159,160			CC45FSL1H220J	CERAMIC 22PF J	TEQE2	
C497,498			CK45FB1H102K	CERAMIC 1000PF K		
C500			CK45FF1H103Z	CERAMIC 0.010UF Z	TEQE2	
C501,502			CE04KW1H2R2M	ELECTRO 2.2UF 50WV		
C503,504			CC45FSL1H470J	CERAMIC 47PF J		
C506			CE04KW1V220M	ELECTRO 22UF 35WV	YMXM2	
C509,510			CC45FSL1H100D	CERAMIC 10PF D		
C513,514			CK45FF1H472Z	CERAMIC 4700PF Z		
C517,518			CF92FV1H104J	MF-C 0.10UF J	KP	
C517,518			CF92FV1H224J	MF-C 0.22UF J	M2E2	
C517,518			CF92FV1H224J	MF-C 0.22UF J	YMXTEQ	
C521,522			CF92FV1H224J	MF-C 0.22UF J	M2E2	
C521,522			CF92FV1H224J	MF-C 0.22UF J	YMXTEQ	
C525,526			CK45FF1H472Z	CERAMIC 4700PF Z		
C529,530			CC45FSL1H101J	CERAMIC 100PF J	TEQE2	
C531,532			CE04KW1A101M	ELECTRO 100UF 10WV		
C535-538			CE04KW1J100M	ELECTRO 10UF 63WV		
CN5			E40-3257-05	PIN ASSY		
CN6			E40-3262-05	PIN ASSY		
CN7			E40-3247-05	PIN ASSY		
CN11			E40-8053-05	PIN ASSY		
CN12		*	E40-8286-05	FLAT CABLE CONNECTOR	YMXM2	
CN13			E40-3256-05	PIN ASSY		
CN14			E40-8253-05	FLAT CABLE CONNECTOR		
CN15			E40-3251-05	PIN ASSY		
CN19		*	E40-8120-05	FLAT CABLE CONNECTOR		
CN21		*	E40-8257-05	FLAT CABLE CONNECTOR		
CN22			E40-4632-05	PIN ASSY		
CN23			E40-4295-05	FLAT CABLE CONNECTOR	YMXM2	
CN24			E40-3256-05	PIN ASSY		
J1		*	E63-1038-05	PHONO JACK	KP	
J2			E70-0057-05	LOCK TERMINAL BOARD		
J3			E70-0045-05	LOCK TERMINAL BOARD	YMXM2	
J4			E63-0116-05	PHONO JACK		
J5		*	E63-1037-05	PHONO JACK	M2E2	

L : Scandinavia K : USA P : Canada R : Mexico C : China I : Malaysia
 Y : PX(Far East, Hawaii) T : Europe E : Europe G : Germany V : China (Shanghai)
 Y : AAFES(Europe) X : Australia Q : Russia H : Korea M : Other Areas

▲ indicates safety critical components.

PARTS LIST

RXD-501/551/571/A5/701/751/771/A8

* New Parts
Parts without **Parts No.** are not supplied.
Les articles non mentionnés dans le **Parts No.** ne sont pas fournis.
Teile ohne **Parts No.** werden nicht geliefert.

25

Ref. No	Add-ress	New Parts	Parts No.	Description	Desti-nation	Re-marks
J5		*	E63-1037-05	PHONO JACK	YMXTEQ	
-			F20-1405-15	INSULATING SHEET		
Δ F1			F06-2021-05	FUSE (SEMKO) (250V T2AL)	XTEQE2	
Δ F1			F50-0073-05	FUSE(5X20)	KP	
Δ F1 ,2			F06-2021-05	FUSE (SEMKO) (250V T2AL)	YMM2	
Δ F3			F50-0062-05	FUSE(5X20)	KP	
CN1 -4			J13-0075-05	FUSE CLIP	YMM2	
CN1 ,2			J13-0075-05	FUSE CLIP	KPX	
CN1 ,2			J13-0075-05	FUSE CLIP	TEQE2	
CN31,32			J13-0075-05	FUSE CLIP	KP	
E21 -24			J11-0809-05	WIRE CLAMPER	EQE2	
E21 -27			J11-0809-05	WIRE CLAMPER	KPT	
E21 -27			J11-0809-05	WIRE CLAMPER	YMX	
L1			L40-1091-17	SMALL FIXED INDUCTOR(1UH)	TEQE2	
L2			L40-1001-17	SMALL FIXED INDUCTOR(10UH,K)	TEQE2	
L3 ,4			L39-1373-05	PHASE COMPENSATION COIL		
X1			L78-0605-05	RESONATOR (8.38MHZ)		
X2			L77-2173-05	CRYSTAL RESONATOR(32.768KHZ)		
X3			L77-2002-05	CRYSTAL RESONATOR(4.332MHZ)	TEQE2	
Δ R3			RD14NB2E680J	RD 68 J 1/4W		
Δ R45			RD14NB2E1R0J	RD 1 J 1/4W		
Δ R46			RD14NB2E472J	RD 4.7K J 1/4W		
Δ R48			RD14NB2E8R2J	RD 8.2 J 1/4W		
R56			RD14NB2E332J	RD 3.3K J 1/4W		
R63			RD14NB2E102J	RD 1.0K J 1/4W		
Δ R75			RD14NB2E100J	RD 10 J 1/4W		
R80			RS14KB3A222J	FL-PROOF RS 2.2K J 1W		
R96			RS14KB3D332J	FL-PROOF RS 3.3K J 2W		
Δ R118,119			RD14NB2E1R0J	RD 1 J 1/4W		
Δ R129,130			RD14NB2E1R0J	RD 1 J 1/4W		
Δ R131			RD14BB2C100J	RD 10 J 1/6W		
Δ R142			RD14BB2C101J	RD 100 J 1/6W		
Δ R187,188			RS14KB3D4R7J	FL-PROOF RS 4.7 J 2W		
R531,532			R92-1866-05	METALFILM 0.1 2W		
R543,544			RS14KB3D4R7J	FL-PROOF RS 4.7 J 2W		
Δ R560			RS14KB3A5R6J	FL-PROOF RS 5.6 J 1W		
Δ R565,566			RD14NB2E101J	RD 100 J 1/4W	EQE2	
Δ R565,566			RD14NB2E101J	RD 100 J 1/4W	KPT	
Δ R566			RD14NB2E101J	RD 100 J 1/4W	YMXM2	
Δ R578			RS14KB3D470J	FL-PROOF RS 47 J 2W		
R583,584			RD14NB2E4R7J	RD 4.7 J 1/4W		
R598			RS14KB3D470J	FL-PROOF RS 47 J 2W		
Δ R599			R92-1844-05	CARBON 3.3M J 1/2W	KP	
VR1		*	R31-0096-05	VARIABLE RESISTOR		
Δ K1 ,2			S76-0060-05	MAGNETIC RELAY		
Δ K1 ,2		*	S76-0069-15	MAGNETIC RELAY		
K11			S76-0076-05	MAGNETIC RELAY		
K13			S76-0076-05	MAGNETIC RELAY		
Δ S1			S62-0001-05	SLIDE SWITCH	YMM2	
S2			S62-0055-05	SLIDE SWITCH	TMXM2	
D1			HZS5.1N(B2)	ZENER DIODE		
D1			MTZJ5.1(B)	ZENER DIODE		

L : Scandinavia K : USA P : Canada R : Mexico C : China I : Malaysia
Y : PX(Far East, Hawaii) T : Europe E : Europe G : Germany V : China (Shanghai)
Y : AAFES(Europe) X : Australia Q : Russia H : Korea M : Other Areas

Δ indicates safety critical components.

* New Parts
Parts without **Parts No.** are not supplied.
Les articles non mentionnés dans le **Parts No.** ne sont pas fournis.
Teile ohne **Parts No.** werden nicht geliefert.

26

Ref. No	Add-ress	New Parts	Parts No.	Description	Desti-nation	Re-marks
D2			HSS104A	DIODE		
D2			1SS133	DIODE		
D3			HZS5.1N(B2)	ZENER DIODE		
D3			MTZJ5.1(B)	ZENER DIODE		
D4			HZS3.9N(B2)	ZENER DIODE		
D4			MTZJ3.9(B)	ZENER DIODE		
D5 -7			HSS104A	DIODE		EQE2
D5 -7			HSS104A	DIODE		KPYMXT
D5 -7			1SS133	DIODE		EQE2
D5 -7			1SS133	DIODE		KPYMXT
D5 -8			HSS104A	DIODE		M2
D5 -8			1SS133	DIODE		M2
D10 -12			HSS104A	DIODE		TQ
D10 -12			1SS133	DIODE		TQ
D10 ,11			HSS104A	DIODE		EE2
D10 ,11			1SS133	DIODE		EE2
D11			HSS104A	DIODE		KP
D11			1SS133	DIODE		KP
D11 ,12			HSS104A	DIODE		YMXM2
D11 ,12			1SS133	DIODE		YMXM2
D14			HSS104A	DIODE		EQM2E2
D14			HSS104A	DIODE		YMX
D14			1SS133	DIODE		EQM2E2
D14			1SS133	DIODE		YMX
D16			HSS104A	DIODE		TEQE2
D16			1SS133	DIODE		TEQE2
D17 ,18			S5688B	DIODE		
D17 ,18			1SR139-400	DIODE		
D19			HZS16N(B2)	ZENER DIODE		
D19			MTZJ16(B)	ZENER DIODE		
D20			HZS18N(B2)	ZENER DIODE		
D20			MTZJ18(B)	ZENER DIODE		
D21			HSS104A	DIODE		
D21			1SS133	DIODE		
Δ D22 ,23			D4SBL20UF03	DIODE		
Δ D24 -27			S5688B	DIODE		
Δ D24 -27			1SR139-400	DIODE		
Δ D28 ,29			HSS104A	DIODE		
Δ D28 ,29			1SS133	DIODE		
D30			HZS2.7N(B2)	ZENER DIODE		
D30			MTZJ2.7(B)	ZENER DIODE		
D31			HZS6.2N(B2)	ZENER DIODE		
D31			MTZJ6.2(B)	ZENER DIODE		
D32			HSS104A	DIODE		
Δ D32			1SS133	DIODE		
D33			HZS5.6N(B2)	ZENER DIODE		
D33			MTZJ5.6(B)	ZENER DIODE		
D34			HZS5.1N(B2)	ZENER DIODE		
D34			MTZJ5.1(B)	ZENER DIODE		
D35			HZS5.6N(B2)	ZENER DIODE		
D35			MTZJ5.6(B)	ZENER DIODE		
D36			HZS20N(B2)	ZENER DIODE		
D36			MTZJ20(B)	ZENER DIODE		
D37 -40			HSS104A	DIODE		
D37 -40			1SS133	DIODE		

L : Scandinavia K : USA P : Canada R : Mexico C : China I : Malaysia
Y : PX(Far East, Hawaii) T : Europe E : Europe G : Germany V : China (Shanghai)
Y : AAFES(Europe) X : Australia Q : Russia H : Korea M : Other Areas

Δ indicates safety critical components.

* New Parts
Parts without **Parts No.** are not supplied.
Les articles non mentionnés dans le **Parts No.** ne sont pas fournis.
Teile ohne **Parts No.** werden nicht geliefert.

27

Ref. No	Add-ress	New Parts	Parts No.	Description	Desti-nation	Re-marks
D45 -49			HSS104A	DIODE		
D45 -49			1SS133	DIODE		
D511			HSS104A	DIODE		
D511			1SS133	DIODE		
D513			HSS104A	DIODE		
D513			1SS133	DIODE		
D515,516			HSS104A	DIODE		
D515,516			1SS133	DIODE		
IC1			NJU7313AL	ANALOGUE IC		
IC2 ,3			NJM4565D-D	IC(OP AMP X2)		
IC4			M62430FP	ANALOGUE IC		
IC5			S-806D-Z	ANALOGUE IC		
IC9		*	BA3834SK	ANALOGUE IC		
IC10		*	M38199MF-075FP	MI-COM IC		
IC10		*	M38199MF-078FP	MI-COM IC		
IC11			SAA6579	ANALOGUE IC	TEQE2	
IC11			SAA6579/R	ANALOGUE IC	TEQE2	
IC12		*	TA79012SB	ANALOGUE IC		
IC13		*	TA7809SB	ANALOGUE IC		
IC15			TA78L012AP	ANALOGUE IC		
IC19			NJM4565D-D	IC(OP AMP X2)		
IC21		*	STK407-710K	HYBRID IC		
Q1			2SB1624	TRANSISTOR	YMXM2	
Q2			2SA1175(F,E)	TRANSISTOR		
Q2			2SA933AS(Q,R)	TRANSISTOR		
Q5			2SA992(F,E)	TRANSISTOR		
Q6 ,7			2SC1845(F,E)	TRANSISTOR		
Q8 ,9			2SA1175(F,E)	TRANSISTOR		
Q8 ,9			2SA933AS(Q,R)	TRANSISTOR		
Q10		*	2SB1417(Q,P)	TRANSISTOR		
Q10			2SB1640	TRANSISTOR		
Q11			2SA1175(F,E)	TRANSISTOR		
Q11			2SA933AS(Q,R)	TRANSISTOR		
Q12			2SC1740S(Q,R)	TRANSISTOR		
Q12			2SC2785(F,E)	TRANSISTOR		
Q13			2SD2137(Q,P)	TRANSISTOR		
Q13			2SD2525	TRANSISTOR		
Q14		*	2SB1417(Q,P)	TRANSISTOR		
Q14			2SB1640	TRANSISTOR		
Q15			2SD2137(Q,P)	TRANSISTOR		
Q15			2SD2525	TRANSISTOR		
Q16			2SC2003(L,K)	TRANSISTOR		
Q17			2SB1624	TRANSISTOR	EQE2	
Q17			2SB1624	TRANSISTOR	KPT	
Q18			2SC1740S(Q,R)	TRANSISTOR		
Q18			2SC2785(F,E)	TRANSISTOR		
Q19			2SD2137(Q,P)	TRANSISTOR		
Q19			2SD2525	TRANSISTOR		
Q20 -22			2SC1740S(Q,R)	TRANSISTOR		
Q20 -22			2SC2785(F,E)	TRANSISTOR		
Q23			2SD2137(Q,P)	TRANSISTOR	EQE2	
Q23			2SD2137(Q,P)	TRANSISTOR	KPT	
Q23			2SD2525	TRANSISTOR	EQE2	
Q23			2SD2525	TRANSISTOR	KPT	
Q23 ,24			2SD2137(Q,P)	TRANSISTOR	YMXM2	

L : Scandinavia K : USA P : Canada R : Mexico C : China I : Malaysia
Y : PX(Far East, Hawaii) T : Europe E : Europe G : Germany V : China (Shanghai)
Y : AAFES(Europe) X : Australia Q : Russia H : Korea M : Other Areas

Δ indicates safety critical components.

* New Parts
Parts without **Parts No.** are not supplied.
Les articles non mentionnés dans le **Parts No.** ne sont pas fournis.
Teile ohne **Parts No.** werden nicht geliefert.

28

Ref. No	Add-ress	New Parts	Parts No.	Description	Desti-nation	Re-marks
Q23 ,24			2SD2525	TRANSISTOR	YMXM2	
Q25 ,26			2SC2878(B)	TRANSISTOR		
Q27			2SC1740S(Q,R)	TRANSISTOR		
Q27			2SC2785(F,E)	TRANSISTOR		
Q501,502			2SC2878(B)	TRANSISTOR		
Q505,506			2SC2878(B)	TRANSISTOR		
Q509,510			2SC1845(F,E)	TRANSISTOR		
Q512			2SC1740S(Q,R)	TRANSISTOR		
Q512			2SC2785(F,E)	TRANSISTOR		
Q514			2SC1740S(Q,R)	TRANSISTOR		
Q514			2SC2785(F,E)	TRANSISTOR		
DISPLAY UNIT (X14-474X-XX)						
D20 ,21			B30-2468-05	LED	EQE2	
D20 ,21			B30-2468-05	LED	KPT	
D20 ,21			B30-2508-05	LED(AMBER,D=3,P=2)	YMXM2	
D30 -37			B30-2468-05	LED	EQE2	
D30 -37			B30-2508-05	LED(AMBER,D=3,P=2)	YMXM2	
C1 ,2			CE04LW1H010M	ELECTRO	1.0UF	50WV
C3			CE04LW0J221M	ELECTRO	220UF	6.3WV
C4			CK45FF1H103Z	CERAMIC	0.010UF	Z
C5			CE04LW1V330M	ELECTRO	33UF	35WV
C6			CK45FF1H103Z	CERAMIC	0.010UF	Z
C7			CE04LW1A470M	ELECTRO	47UF	10WV
C8 ,9			C91-0757-05	CERAMIC	1000PF	K
C20 ,21			C91-0757-05	CERAMIC	1000PF	K
C22			CE04LW1H4R7M	ELECTRO	4.7UF	50WV
C24 ,25			CK45FF1H103Z	CERAMIC	0.010UF	Z
C51 -53			CK45FF1H103Z	CERAMIC	0.010UF	Z
C101,102			CE04LW1V220M	ELECTRO	22UF	35WV
C103,104			CC45FSL1H331J	CERAMIC	330PF	J
C105			CK45FF1H103Z	CERAMIC	0.010UF	Z
C106			CQ93FMG1H153J	MYLAR	0.015UF	J
C107			CE04LW1V4R7M	ELECTRO	4.7UF	35WV
C108			CK45FB1H102K	CERAMIC	1000PF	K
C109			CE04LW1H010M	ELECTRO	1.0UF	50WV
C110			CC45FSL1H101J	CERAMIC	100PF	J
C111			CE04LW1C470M	ELECTRO	47UF	16WV
C125			CE04LW1C470M	ELECTRO	47UF	16WV
CN1			E40-4725-05	FLAT CABLE CONNECTOR		
CN2			E40-8267-05	FLAT CABLE CONNECTOR		
CN2			E40-8268-05	FLAT CABLE CONNECTOR	YMXM2	5
CN3			E40-8287-05	FLAT CABLE CONNECTOR		
CN5			E40-4721-05	FLAT CABLE CONNECTOR		5
CN5		*	E40-4723-05	FLAT CABLE CONNECTOR		7
J1 ,2			E11-0169-05	PHONE JACK	YMXM2	
J3			E11-0280-05	PHONE JACK		
-			J19-5756-03	HOLDER		
L1			L40-1001-17	SMALL FIXED INDUCTOR(10UH,K)		
X1			L78-0284-05	RESONATOR (5MHZ)		
CP1		*	R90-0977-05	MULTIPLE RESISTOR		
CP2			R90-0908-05	MULTI-COMP	47KX10	
CP3			R90-0804-05	MULTI-COMP	47KX8	J 1/4W

L : Scandinavia K : USA P : Canada R : Mexico C : China I : Malaysia
Y : PX(Far East, Hawaii) T : Europe E : Europe G : Germany V : China (Shanghai) S: RXD-501/501E/501W/551/551E/551W/571S/A5
Y : AAFES(Europe) X : Australia Q : Russia H : Korea M : Other Areas 7: RXD-701/701E/701W/751/751E/751W/771S/A8

Δ indicates safety critical components.

PARTS LIST

RXD-501/551/571/A5/701/751/771/A8

* New Parts
Parts without **Parts No.** are not supplied.
Les articles non mentionnés dans le **Parts No.** ne sont pas fournis.
Teile ohne **Parts No.** werden nicht geliefert.

29

Ref. No	Add-ress	New Parts	Parts No.	Description	Desti-nation	Re-marks
CP4 R23 R151,152 VR1		*	R90-0819-05 RD14NB2E100J RS14KB3D471J R31-0097-05	MULTI-COMP 47KX6 RD 10 FL-PROOF RS 470 VARIABLE RESISTOR	J 1/6W J 1/4W J 2W	YMXM2
S2 S11 S13 -44			S70-0031-05 S70-0031-05 S70-0031-05	TACT SWITCH TACT SWITCH TACT SWITCH		
S1 S45			T99-0559-05 T99-0530-05	ROTARY ENCODER ROTARY ENCODER		
D1 D1 D2 D3 ,4 D3 ,4			HZS6.8N(B) MTZJ6.8 S5688B HSS104A 1SS133	ZENER DIODE ZENER DIODE DIODE DIODE DIODE		
D5 D5 D101,102 D101,102 D103-106			HZS6.8N(B) MTZJ6.8 HSS104A 1SS133 HZS5.6N(B)	ZENER DIODE ZENER DIODE DIODE DIODE ZENER DIODE		YMXM2 YMXM2 YMXM2
D103-106 ED1 IC1 IC101 Q1 -8		*	MTZJ5.6 BJ594GK UPD780204-038 NJM4565D-D KTC3199(Y,GR)	ZENER DIODE INDICATOR TUBE MI-COM IC IC(OP AMP X2) TRANSISTOR		YMXM2 YMXM2
Q1 -8 Q9 Q10 ,11 Q10 ,11 Q12		*	2SC1740S(Q,R) 2SC2003(L,K) KTA1267(Y,GR) 2SA933AS(Q,R) KTC3199(Y,GR)	TRANSISTOR TRANSISTOR TRANSISTOR TRANSISTOR TRANSISTOR		
Q12 Q23 -28 Q23 -28		*	2SC1740S(Q,R) KTC3199(Y,GR) 2SC1740S(Q,R)	TRANSISTOR TRANSISTOR TRANSISTOR		
A1			W02-2561-05	ELECTRIC CIRCUIT MODULE		
CASSETTE MECHANISM UNIT (X28-2960-10)						
C1 ,2 C3 ,4 C5 ,6 C7 ,8 C9 ,10			CK45FB1H561K CE04LW1C100M CK45FB1H391K CE04LW1C220M CQ93FMG1H223J	CERAMIC 560PF ELECTRO 10UF CERAMIC 390PF ELECTRO 22UF MYLAR 0.022UF	K 16WV K 16WV J	
C11 ,12 C15 ,16 C17 ,18 C19 ,20 C21 ,22			CK45FB1H332K CE04LW1H010M CK45FB1H471K CE04LW1C100M CK45FB1H391K	CERAMIC 3300PF ELECTRO 1.0UF CERAMIC 470PF ELECTRO 10UF CERAMIC 390PF	K 50WV K 16WV K	
C23 ,24 C25 ,26 C27 ,28 C29 ,30 C31 ,32			CE04LW1C220M CQ93FMG1H223J CK45FB1H332K CE04LW1H010M CK45FB1H682K	ELECTRO 22UF MYLAR 0.022UF CERAMIC 3300PF ELECTRO 1.0UF CERAMIC 6800PF	16WV J K 50WV K	
C33 ,34 C35 ,36 C37 ,38 C39 ,40			CK45FB1H102K CE04LW1HR47M CE04LW1H2R2M CE04LW1H0R1M	CERAMIC 1000PF ELECTRO 0.47UF ELECTRO 2.2UF ELECTRO 0.1UF	K 50WV 50WV 50WV	

L: Scandinavia K: USA P: Canada R: Mexico C: China I: Malaysia
Y: PX(Far East, Hawaii) T: Europe E: Europe G: Germany V: China (Shanghai)
Y: AAFES(Europe) X: Australia Q: Russia H: Korea M: Other Areas

Δ indicates safety critical components.

* New Parts
Parts without **Parts No.** are not supplied.
Les articles non mentionnés dans le **Parts No.** ne sont pas fournis.
Teile ohne **Parts No.** werden nicht geliefert.

30

Ref. No	Add-ress	New Parts	Parts No.	Description	Desti-nation	Re-marks
C41 ,42 C43 ,44 C45 ,46 C47 ,48 C49 -52			CE04LW1C100M CE04LW1H2R2M CE04LW1HR47M CE04LW1H2R2M CC45FSL1H221J	ELECTRO 10UF ELECTRO 2.2UF ELECTRO 0.47UF ELECTRO 2.2UF CERAMIC 220PF	16WV 50WV 50WV 50WV J	
C53 ,54 C55 C56 C57 C58			CQ93FMG1H472J CE04LW1H010M CQ93FMG1H103J CE04LW1H0R1M CE04LW1C101M	MYLAR 4700PF ELECTRO 1.0UF MYLAR 0.010UF ELECTRO 0.1UF ELECTRO 100UF	J 50WV J 50WV 16WV	
C59 ,60 C61 ,62 C63 C64 C65			CE04LW1C220M CE04LW1C101M CE04LW1V4R7M CQ93FMG1H472J CQ93FMG1H103J	ELECTRO 22UF ELECTRO 100UF ELECTRO 4.7UF MYLAR 4700PF MYLAR 0.010UF	16WV 16WV 35WV J J	
C66 C67 C68 C69 C70 ,71			CQ93FMG1H472J CQ93HP2A103J CK45FB2H471K CE04LW1H010M CE04LW1C100M	MYLAR 4700PF MYLAR 0.010UF CERAMIC 470PF ELECTRO 1.0UF ELECTRO 10UF	J J K 50WV 16WV	
C74 C75 ,76			CK45FB1H471K CK45FF1H103Z	CERAMIC 470PF CERAMIC 0.010UF	K Z	
CN1 CN2 CN3 ,4 CN5 CN6		*	E40-3247-05 E40-3250-05 E40-8257-05 E40-8253-05 E40-4977-05	PIN ASSY PIN ASSY FLAT CABLE CONNECTOR FLAT CABLE CONNECTOR PIN ASSY		
E2			J11-0809-05	WIRE CLAMPER		
L1 ,2 L5 ,6 L7			L79-1242-05 L40-1035-29 L32-0592-05	LC FILTER SMALL FIXED INDUCTOR(10MH, J) BIAS OSCILATING COIL		
Δ R43 Δ R53 Δ R62 VR1 ,2 VR3 ,4			RD14NB2E100J RD14NB2E100J RD14NB2E101J R32-0030-05 R32-0041-05	RD 10 RD 10 RD 100 SEMI FIXED VARIABLE RESISTOR SEMI FIXED VARIABLE RESISTOR	J 1/4W J 1/4W J 1/4W	
VR5 ,6 VR7 ,8			R32-0036-05 R32-0030-05	SEMI FIXED VARIABLE RESISTOR SEMI FIXED VARIABLE RESISTOR		
D1 -4 D1 -4 D5 D5 IC1			HSS104A 1SS133 HZS2.7N(B2) MTZJ2.7(B) HA12209F	DIODE DIODE ZENER DIODE ZENER DIODE ANALOGUE IC		
IC2 ,3 IC4 IC5 IC6 Q1 -4			BA328 BA3126N BA10393 TC74HC166AP 2SC3246	IC ANALOGUE IC ANALOGUE IC IC(8BIT SHIFT REGISTER) TRANSISTOR		
Δ Q5 Q7 ,8 Q7 ,8 Q9 Q9			2SC2003(L,K) 2SC1740S(Q,R) 2SC2785(F,E) DTA124ESA UN4112	TRANSISTOR TRANSISTOR TRANSISTOR DIGITAL TRANSISTOR DIGITAL TRANSISTOR		

L: Scandinavia K: USA P: Canada R: Mexico C: China I: Malaysia
Y: PX(Far East, Hawaii) T: Europe E: Europe G: Germany V: China (Shanghai)
Y: AAFES(Europe) X: Australia Q: Russia H: Korea M: Other Areas

Δ indicates safety critical components.

* New Parts
 Parts without **Parts No.** are not supplied.
 Les articles non mentionnés dans le **Parts No.** ne sont pas fournis.
 Teile ohne **Parts No.** werden nicht geliefert.



Ref. No	Add-ress	New Parts	Parts No.	Description	Desti-nation	Re-marks
Q10 ,11			2SC1845(F,E)	TRANSISTOR		
Q12			DTC124ESA	DIGITAL TRANSISTOR		
Q12			UN4212	DIGITAL TRANSISTOR		
CD MECHANISM UNIT (X32-359X-XX)						
C1			CE04KW1A101M	ELECTRO	100UF	10WV
C2			CE04KW0J331M	ELECTRO	330UF	6.3WV
C3			CE04KW1A101M	ELECTRO	100UF	10WV
C4			CC45FCH1H680J	CERAMIC	68PF	J
C5			CF92FV1H474J	MF-C	0.47UF	J
C6			CK45FF1H103Z	CERAMIC	0.010UF	Z
C7			CQ93FMG1H332J	MYLAR	3300PF	J
C8			CQ93FMG1H152J	MYLAR	1500PF	J
C9			CQ93FMG1H473J	MYLAR	0.047UF	J
C10			CK45FF1H103Z	CERAMIC	0.010UF	Z
C11			CE04KW0J331M	ELECTRO	330UF	6.3WV
C12			CK45FF1H103Z	CERAMIC	0.010UF	Z
C13			CE04KW0J331M	ELECTRO	330UF	6.3WV
C14			CF92FV1H104J	MF-C	0.10UF	J
C15			CE04KW1A101M	ELECTRO	100UF	10WV
C16			CK45FB1H471K	CERAMIC	470PF	K
C17			CE04HW1E4R7M	NP-ELEC	4.7UF	25WV
C18			CC45FSL1H221J	CERAMIC	220PF	J
C19 ,20			CC45FSL1H101J	CERAMIC	100PF	J
C21			CE04KW1A101M	ELECTRO	100UF	10WV
C22			CQ93FMG1H333J	MYLAR	0.033UF	J
C23 ,24			CC45FCH1H560J	CERAMIC	56PF	J
C23 ,24			CC45FCH1H560J	CERAMIC	56PF	J
C25			CC45FCH1H100D	CERAMIC	10PF	D
C25			CC45FCH1H100D	CERAMIC	10PF	D
C30			CF92FV1H224J	MF-C	0.22UF	J
C31 ,32			CQ93FMG1H102J	MYLAR	1000PF	J
C37 ,38			CQ93FMG1H222J	MYLAR	2200PF	J
C37 ,38			CQ93FMG1H222J	MYLAR	2200PF	J
C39 ,40			CQ93FMG1H391K	MYLAR	390PF	K
C41 ,42			CQ93FMG1H103J	MYLAR	0.010UF	J
C43 ,44			CE04KW1H2R2M	ELECTRO	2.2UF	50WV
C45 -47			CK45FF1H103Z	CERAMIC	0.010UF	Z
C48			CK45FB1H102K	CERAMIC	1000PF	K
C49			CC45FSL1H151J	CERAMIC	150PF	J
C50			CK45FB1H681K	CERAMIC	680PF	K
C51			CE04KW1H100M	ELECTRO	10UF	50WV
C51			CE04KW1H100M	ELECTRO	10UF	50WV
C62			CE04KW1A101M	ELECTRO	100UF	10WV
C63 ,64			CE04HW1H010M	NP-ELEC	1.0UF	50WV
CN1			E40-8151-05	FLAT CABLE CONNECTOR		
CN2			E40-4377-05	PIN ASSY		
CN3			E40-4763-05	PIN ASSY		
CN4			E40-3247-05	PIN ASSY		
CN5			E40-4762-05	PIN ASSY		
CN6		*	E40-8255-05	FLAT CABLE CONNECTOR		
CN7			E40-4979-05	PIN ASSY		
E2 -6			J11-0809-05	WIRE CLAMPER		

L : Scandinavia K : USA P : Canada R : Mexico C : China I : Malaysia
 Y : PX(Far East, Hawaii) T : Europe E : Europe G : Germany V : China (Shanghai)
 Y : AAFES(Europe) X : Australia Q : Russia H : Korea M : Other Areas

Δ indicates safety critical components.

* New Parts
 Parts without **Parts No.** are not supplied.
 Les articles non mentionnés dans le **Parts No.** ne sont pas fournis.
 Teile ohne **Parts No.** werden nicht geliefert.



Ref. No	Add-ress	New Parts	Parts No.	Description	Desti-nation	Re-marks
L1			L40-1001-17	SMALL FIXED INDUCTOR(10UH,K)		
X1			L77-2190-05	CRYSTAL RESONATOR(16.9344MHZ)		
X1			L77-2190-05	CRYSTAL RESONATOR(16.9344MHZ)		
X1			L78-0299-05	RESONATOR (16.93M)		
VR1			R12-3101-05	TRIMMING POT.		
D1 -6			HSS104A	DIODE		
D1 -6			1SS133	DIODE		
IC1			CXA1571M	ANALOGUE IC		
IC2			CXD2587Q	MOS-IC		
IC3			BA5979S	ANALOGUE IC		
IC4 ,5			TA8409S	MOS-IC		
Q1			2SA954(L,K)	TRANSISTOR		
Q6 ,7			DTC124ESA	DIGITAL TRANSISTOR		
Q6 ,7			UN4212	DIGITAL TRANSISTOR		
Q8			2SB764(E,F)	TRANSISTOR		
A1			W02-1114-05	OSCILLATING MODULE	E	
CD MECHANISM UNIT (D40-1590-08)						
101	3B		A10-3119-08	CHASIS (MAIN)		
102	3A		A15-0089-08	FRAME (MD-B)		
105	2A		D10-3538-08	SLIDER (LIFT)		
107	2B		D10-3459-08	LEVER (LOCK)		
108	2A		D10-3638-08	LEVER (BRAKE)		
109	2B		D10-3496-18	FRICTION ARM ASSY		
110	2A		D10-3659-04	FEED SHAFT		
113	1A		D13-1599-08	GEAR (IDLER)		
114	2B		D13-1600-08	GEAR (LOAD)		
115	2B		D13-1601-08	GEAR (CENTER)		
117	3A		D13-1603-08	CAM GEAR(UP/DOWN)		
118	1A		D13-1604-08	GEAR (HELICAL)		
119	2A		D13-1765-03	GEAR		
120	2B,3B		D14-0361-08	ROLLER (TRAY)		
122	2B		D15-0366-08	PULLEY (LOAD)		
123	2B		D16-0363-08	DRIVE BELT		
125	2B		D21-1762-08	SHAFT (PULLEY)		
126	2A		D13-1763-04	GEAR (MIDLLE)		
132	2A,2B		E35-0811-08	3P WIRE		
133	3B		E35-1184-08	6P WIRE		
134	2A		E35-1185-08	6P FLAT WIRE		
135	3A		E35-1186-08	6P WIRE (TU-D)		
136	3A		E35-1187-08	16P FLAT CABLE		
137	3A		E40-3264-05	CONNECTOR		
140	1A		F07-0773-08	COVER (TRAY)		
141	2A		N19-1441-08	WASHER		
143	2A		N19-1435-05	FLAT WASHER		
145	3A		G01-3806-18	SPRING (MD-H)		
146	3A		G01-3807-18	SPRING (MD-G)		
148	3A		G01-3663-08	SPRING (CAM)		
149	2B		G01-3664-08	SPRING (LOCK)		
150	2A		G01-3931-08	SPRING (BRAKE)		
151	2A		G01-3768-08	SPRING (LIFT)		
152	1A,1B		G16-0821-04	SHEET (TRAY)		
153	3B		G16-0856-08	FILAMENT TAPE		

L : Scandinavia K : USA P : Canada R : Mexico C : China I : Malaysia
 Y : PX(Far East, Hawaii) T : Europe E : Europe G : Germany V : China (Shanghai)
 Y : AAFES(Europe) X : Australia Q : Russia H : Korea M : Other Areas

Δ indicates safety critical components.

PARTS LIST

RXD-501/551/571/A5/701/751/771/A8

* New Parts
Parts without **Parts No.** are not supplied.
Les articles non mentionnés dans le **Parts No.** ne sont pas fournis.
Teile ohne **Parts No.** werden nicht geliefert.

33

Ref. No	Add-ress	New Parts	Parts No.	Description	Desti-nation	Re-marks
155	2A		J02-1133-08	INSULATOR		
156	2B		J11-0813-08	CLAMPER		
157	1B		J19-3758-08	BRACKET (CLAMP)		
158	2B		J19-3660-08	BRACKET (GEAR)		
159	2B,3B		J19-3661-08	BRACKET (TRAY)		
160	3B		J61-0081-05	SK BINDER SKB-100		
161	1A		J99-0541-08	TRAY (SLIDE)		
162	1A		J99-0542-08	TRAY (ROTARY)		
163	2A		J90-0844-03	GUIDE (RAIL)		
L			N09-2658-08	SCREW		
M			N09-3053-08	SCREW		
N			N09-3107-08	SCREW		
P			N09-3140-08	SCREW		
Q			N09-3141-08	SCREW		
165	2B		S33-2061-05	LEVER SWITCH		
166	1A,2A		S64-0025-08	LEVER SWITCH MXS00621NLBO		
167	3A		S74-0065-05	LEAF SWITCH		
171	1B		T99-0544-05	MAGNET		
DM	3A		A11-1114-08	T T CHASSIS ASSY		
FM	3A		T42-0872-08	FEED MOTOR ASSY		
LM	3B		T42-0682-08	MOTOR PULLEY ASSY		
PU	3A		T25-0050-05	PICKUP (KCP1H)		
RTM	2B		T42-0683-08	MOTOR WORM ASSY		
CASSETTE DECK MECHANISM (D40-1588-08)						
401	1D		A10-3340-08	CHASSIS		
402	2C		A10-3350-08	HEAD CHASSIS		
403	1E		A11-1119-08	MECHA BASE ASSY		
404	2E		D01-0201-08	FLYFWHEEL ASSY (R)		
405	1C		D01-0202-08	FLYFWHEEL ASSY (L)		
406	2D		D10-3711-08	INTER LOCK ARM (BR)B		
407	1C		D10-3712-08	INTER LOCK ARM (BL)A		
408	2E		D10-3717-08	TRIGGER ARM		
409	2E		D10-3718-08	BRAKE ARM		
410	2D		D13-1809-08	CAM GEAR		
411	1E		D13-1810-08	IDLER GEAR (REM)		
412	1D		D13-1811-08	IDLER GEAR		
413	1C,2C		D13-1813-08	RETURN GEAR		
414	1C,2C		D13-1814-08	ROTATOR		
415	1C,2E		D13-1812-08	REEL GEAR		
416	2D		D14-0387-08	PINCH ASSY (R)		
417	2C0		D14-0388-08	PINCH ASSY (L)		
418	1D		D15-0400-08	PULLEY GEAR		
419	2E		D16-0716-08	DRIVE BELT		
420	2E		D16-0717-08	CLUTCH BELT (W)		
421	1D		D19-0306-08	CLUTCH ASSY		
422	2C		D23-0329-08	HOUSING ASSY (L)		
423	2D		D23-0330-08	HOUSING ASSY (R)		
424	1D,1E		B30-2409-08	LED		
425	1E		E35-2172-08	15P FLAT RIBBON WIRE		
427	1E		E35-1818-08	MOTOR WIRE		
429	1C,2D		G01-3709-08	B.T SPRING		
430	2E		G01-3990-08	TRIGGER ARM SP		
431	1D		G01-3991-08	CLUTCH ARM SP		
432	2C		G01-3992-08	HERD RETURN SP		

L : Scandinavia K : USA P : Canada R : Mexico C : China I : Malaysia
Y : PX(Far East, Hawaii) T : Europe E : Europe G : Germany V : China (Shanghai)
Y : AAFES(Europe) X : Australia Q : Russia H : Korea M : Other Areas

▲ indicates safety critical components.

* New Parts
Parts without **Parts No.** are not supplied.
Les articles non mentionnés dans le **Parts No.** ne sont pas fournis.
Teile ohne **Parts No.** werden nicht geliefert.

34

Ref. No	Add-ress	New Parts	Parts No.	Description	Desti-nation	Re-marks
433	2D		G01-3993-08	HERD CHASSIS SP		
434	1C,2C		G01-3994-08	RETURN GEAR SP		
435	1C,2C		G01-3995-08	EARTH SP		
436	1C		G01-3996-08	INTER LOCK SP (BL)		
437	1C,2D		G01-3997-08	INTER LOCK SP (C)		
438	2E		G01-3998-08	BRAKE ARM SP		
439	2D		G01-3999-08	INTER LOCK SP (BR)		
440	1D		G02-0913-08	PACK SP		
441	1C,2C		G02-1623-08	AZIMUTH PLATE		
442	1C,2C		G11-2100-08	HEAD WIRE CLAMP		
443	1E		J19-5929-08	CABLE HOLDER		
444	2C		E35-1819-08	HEAD WIRE		
445	2C		E35-1821-08	HEAD WIRE		
446	2D		J21-6473-08	H/D RETURN PLATE		
447	1C,2C		J21-6474-08	HEAD PLATE		
450	1C,2C		J31-0877-08	ROTATOR COLLAR		
451	1C,2C		J39-0200-08	HEAD BASE		
452	1C,2D		J42-0183-08	REEL BUSH		
453	2E		J69-0086-08	FILAMENT TAPE		
454	2D		J90-0849-08	CASSETTE GUIDE		
455	1C,2D		D19-0270-08	REEL CAP (A)		
473	1D,1E		RD14BB2C222J	RESISTOR 2.2ohm		
475	1E		S74-0033-08	REC SWITCH		
476	1E		S74-0042-08	PLAY SWITCH		
479	1E		T42-0919-08	MOTOR ASSY		
480	1E		T94-0239-08	SOLENOID ASSY		
481	1E		T95-0154-08	PHOTO INTERRUPTER		
CA			N09-3372-08	HEAD SCREW		
CB			N09-1497-08	TAP TITE SCREW 2X5		
CC			N09-3384-08	TAPPING SCREW 1.7X8		
CD			N09-2877-08	TAPTITE SCREW 2X4		
CE			N09-2900-08	BIND TAPPING SCREW 2X6		
CF			N35-2604-08	BINDING SCREW 2.6X4		
CG			N09-3112-08	AZIMUTH SCREW		
CH			N09-3371-08	SCREW (CAM)		
CJ			N19-1439-08	POLY MASHER 4X7X.04CUT		
CK			N19-1355-08	NYLON WASHER 1.9X5X0.5		
CL			N19-1354-08	NYLON WASHER 2.19X5.5X0.5		
CM			N19-1387-08	TEFRON WASHER 4.1X5.5X0.25		
CN			N19-1384-08	POLY WASHER 2.1X5X0.25		
CP			N19-1388-08	POLY WASHER 1.57X4X0.5CUT		
CQ			N19-1385-08	POLEY WASHER 2.3X4X0.25		
CR			N09-3366-08	SCREW (INTER LOCK)		
CS			N19-1316-08	POLY WASHER 1.8X6X0.5CUT		
CT			N19-1288-08	POLY WASHER 1.57X5X0.5CUT		
CU			N09-0832-08	TAPTITE SCREW 2.6X6		
PH	1C		T31-0077-08	POTATION HEAD		
RPEH	2C		T34-0352-08	ROTATION HEAD (RP) KC9142		

L : Scandinavia K : USA P : Canada R : Mexico C : China I : Malaysia
Y : PX(Far East, Hawaii) T : Europe E : Europe G : Germany V : China (Shanghai)
Y : AAFES(Europe) X : Australia Q : Russia H : Korea M : Other Areas

▲ indicates safety critical components.

HOW TO READ THE PARTS LIST

ABBREVIATION OF MODEL AND MASS PRODUCTION'S DESTINATIONS

MODEL	ABB.	Australia	Canada	China	England	Europe	Germany	Korea	Malaysia
RXD-501	5	X	-	-	T	E	-	-	-
RXD-501W		-	-	-	-	-	-	-	-
RXD-501E		-	-	-	-	E2	-	-	-
RXD-551		X	-	-	T	E	-	-	-
RXD-551W		-	-	-	-	-	-	-	-
RXD-551E		-	-	-	-	E2	-	-	-
RXD-571S		-	-	-	-	-	-	-	-
RXD-A5		-	P	-	-	-	-	-	-
RXD-701	7	X	-	-	T	E	-	-	-
RXD-701W		-	-	-	-	-	-	-	-
RXD-701E		-	-	-	-	E2	-	-	-
RXD-751		X	-	-	T	E	-	-	-
RXD-751W		-	-	-	-	-	-	-	-
RXD-751E		-	-	-	-	E2	-	-	-
RXD-771S		-	-	-	-	-	-	-	-
RXD-A8		-	P	-	-	-	-	-	-
MODEL	ABB.	Mexico	PX/AAFES	Russia	Scandinavia	Shanghai	USA	Other area	
RXD-501	5	-	-	-	-	-	-	-	-
RXD-501W		-	-	Q	-	-	-	-	-
RXD-501E		-	-	-	-	-	-	-	-
RXD-551		-	Y	-	-	-	-	M	-
RXD-551W		-	-	Q	-	-	-	-	-
RXD-551E		-	-	-	-	-	-	-	-
RXD-571S		-	-	-	-	-	-	M2	-
RXD-A5		-	-	-	-	-	K	-	-
RXD-701	7	-	-	-	-	-	-	-	-
RXD-701W		-	-	Q	-	-	-	-	-
RXD-701E		-	-	-	-	-	-	-	-
RXD-751		-	Y	-	-	-	-	M	-
RXD-751W		-	-	Q	-	-	-	-	-
RXD-751E		-	-	-	-	-	-	-	-
RXD-771S		-	-	-	-	-	-	M2	-
RXD-A8		-	-	-	-	-	K	-	-

SPECIFICATIONS

Main unit

[Amplifier section]

(RXD-A8/RXD-7...Series)

Rated power output (U.S.A. and Canada)

100 watts per channel minimum RMS, both channels driven, at 6 Ω from 40Hz to 14kHz with no more than 0.9 % total harmonic distortion.

Effective output power during STEREO operation

U.S.A. and Canada

FRONT (1 kHz , 0.9 % T.H.D.,6 Ω) 100 W + 100 W

Sub woofer (60 Hz , 0.9 % T.H.D.,12Ω // 12 Ω) 100 W

Other countries

FRONT (1 kHz , 10 % T.H.D.,6 Ω) 135 W + 135 W

Sub woofer (60 Hz , 10 % T.H.D.,12Ω // 12 Ω) 135 W

Rated output power during STEREO operation

Europe, U.K. and Russia

(DIN)1 kHz , 0.7 % T.H.D.,6 Ω, 100 W + 100 W

Other countries

1 kHz , 1.0 % T.H.D.,6 Ω, 115 W + 115 W

(RXD-A5/RXD-5...Series)

Rated power output (U.S.A. and Canada)

70 watts per channel minimum RMS, both channels driven, at 6 Ω from 40Hz to 14kHz with no more than 0.9 % total harmonic distortion.

Effective output power during STEREO operation

1 kHz , 10 % T.H.D.,6 Ω, 100 W + 100 W

Rated output power during STEREO operation

Europe, U.K. and Russia

(DIN)1 kHz , 0.7 % T.H.D.,6 Ω, 80 W + 80 W

Other countries

1 kHz , 1.0 % T.H.D.,6 Ω, 95 W + 95 W

Signal to noise ratio

AUX 90 dB

Input sensitivity / impedance

AUX 400 mV / 47kΩ

MIC 1, 2 (Except for some arears) 2.5 mV / 22 kΩ

Output level / impedance

AUX (Except for U.S.A. and Canada) 0.5 V / 3.3 kΩ

(RXD-A5/RXD-5...Series)

SUPER WOOFER PREOUT 1.8 V / 3.3 kΩ

[Tuner section]

FM tuner section

Tuning frequency range 87.5 MHz ~ 108 MHz
(For Russia) 65.0 MHz ~74.0 MHz

MW (AM) tuner section

Tuning frequency range

Europe, U.K. and Russia 531 kHz ~ 1,602 kHz

Other countries

9kHz step 531 kHz ~ 1,602 kHz

10kHz step 530 kHz ~ 1,610 kHz

U.S.A. and Canada 530 kHz ~ 1,700 kHz

LW tuner section (For the United Kingdom and Russia)

Tuning frequency range 153 kHz ~ 279 kHz

SW tuner section (RXD-771S/RXD-571S)

Tuning frequency range 5.9MHz ~17.9MHz

[Csette deck section]

Track 4-track,2-channel stereo

Recording system AC bias system
(Frequency: 105 kHz)

Heads

A deck Playback head 1

B deck Playback / recording head 1

Erasing head 1

Motors 2

Fast winding time Approx. 115 seconds
(C-60 tape)

[CD player section]

Laser Semiconductor laser

Wow & flutter Less than unmeasurable limit
(Except for U.S.A. and Canada)

Digital output (Optical) -15 dBm ~ -21 dBm
(Wave length 660 nm)

[General]

Power consumption (RXD-7...Series) 210 W
(RXD-A8/RXD-A5/RXD-5...Series) 200 W

Dimensions W : 280 mm (11")

H : 332 mm (13-1/16")

D : 344 mm (13-9/16")

Weight (net) (RXD-A8/RXD-7...Series) 11.1 kg (24.5 lb)
(RXD-A5/RXD-5...Series) 10.5 kg (23.1 lb)



1. KENWOOD follows a policy of continuous advancements in development. For this reason specifications may be changed without notice.
2. The full performance may not be exhibited in extremely cold location (under a water-freezing temperature).

Note:

Component and circuit are subject to modification to insure best operation under differing local conditions. This manual is based on Europe (E) standard, and provides information on regional circuit modification through use of alternate schematic diagrams, and information on regional component variations through use of parts list.

KENWOOD CORPORATION

14-6,Dogenzaka 1-chome, Shibuya-ku, Tokyo, 150-8501 Japan

KENWOOD SERVICE CORPORATION

P.O BOX 22745, 2201 East Dominguez St., Long Beach, CA 90801-5745, U.S.A.

KENWOOD ELECTRONICS CANADA INC.

6070 Kestrel Road, Mississauga, Ontario, Canada L5T 1S8

KENWOOD ELECTRONICS LATIN AMERICA S.A.

P.O BOX 55-2791, Piso 6 plaza Chase, Cl. 47 y Aquilino de la Guardia Panama, Republic de Panama

KENWOOD ELECTRONICS BRASIL LTDA.

Av Indianópolis, 628, 04062-001 Planalto Paullsta São Paulo-SP-Brasil

KENWOOD ELECTRONICS U.K. LIMITED

KENWOOD House, Dwight Road, Watford, Herts., WD1 8EB., United Kingdom

KENWOOD ELECTRONICS BELGIUM N.V.

Meachelsesteenweg 418, B-1930 Zaventem, Belgium

KENWOOD ELECTRONICS DEUTSCHLAND GMBH

Rembrücker Str. 15, 63150 Heusenstamm, Germany

KENWOOD ELECTRONICS FRANCE S.A.

13 Boulevard Ney, 75018 Paris, France

KENWOOD ELECTRONICS ITALIA S.p.A.

Via G. Sirtori, 7/9 20129, Milano, Italy

KENWOOD IBÉRICA S.A.

Bolivia, 239-08020 Barcelona, Spain

KENWOOD ELECTRONICS AUSTRALIA PTY. LTD.

(A.C.N. 001499 074)

P.O Box 504, 8 Figtree Drive, Australia Centre, Homebush, N.S.W. 2140, Australia

KENWOOD & LEE ELECTRONICS, LTD.

Unit 3712-3724, Level 37, Tower 1, Metroplaza, 223 Hing Fong Road, Kwai Fong N.T., Hong Kong

KENWOOD ELECTRONICS GULF FZE

P.O.Box 61318, Jebel Ali, Dubai, U.A.E.

KENWOOD ELECTRONICS SINGAPORE PTE LTD.

No. 1 Genting Lane #02-02, KENWOOD Building, Singapore, 349544

KENWOOD ELECTRONICS (MALAYSIA) SDN BHD.

#4.01 Level 4, Wisma Academy Lot 4A, Jalan 19/1 46300 Petaling Jaya Selangor Darul Ehsan Malaysia

KENWOOD ELECTRONICS (THAILAND) CO., LTD.

573/111 Soi Ramkhamhaeng 39, Ramkhamhaeng Road, Wangthonglang, Bangkok, Bankok 10301 Thailand