

MINI HiFi COMPONENT SYSTEM
 RXD-402/402E/402W/452/452E/452W/502/502E/
 502W/552/552E/552W/572S/A41/A51
SERVICE MANUAL
 (XD-402~A51) **

KENWOOD

© 1999-1/B51-5500-00 (K/K) 3590

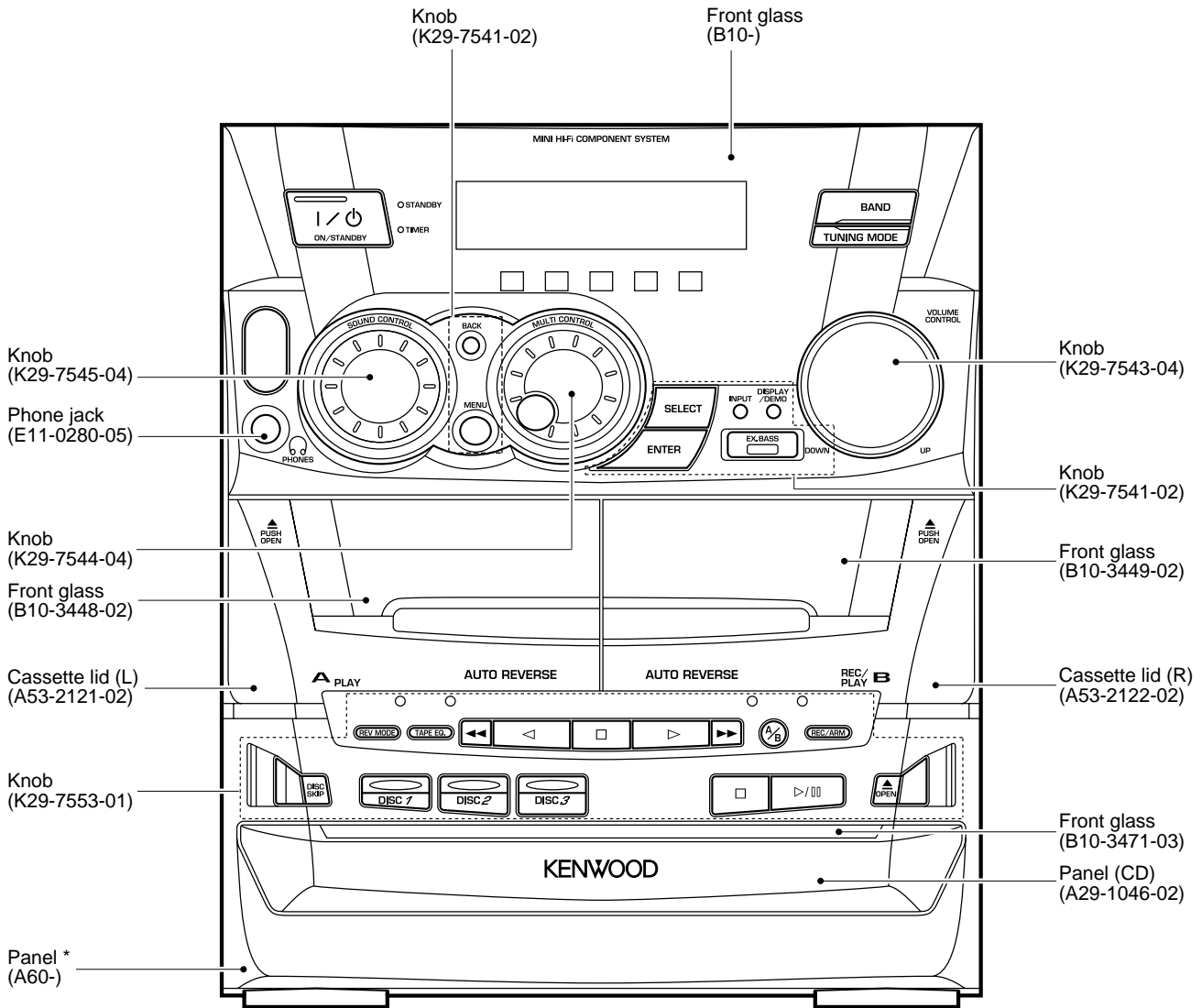


Illustration is RXD-402.

*** Refer to parts list on page 48~.**

**Refer to page 2 if you want to know system configuration.

In compliance with Federal Regulations, following are reproductions of labels on, or inside the product relating to laser product safety.

KENWOOD-Crop. certifies this equipment conforms to DHHS Regulations No. 21 DFR 1040. 10, Chapter 1, Subchapter J.

DANGER : Laser radiation when open and interlock defeated. AVOID DIRECT EXPOSURE TO BEAM

RXD-402/452/502/552/572S/A41/A51

CONTENTS / ACCESSORIES / CAUTIONS

Contents

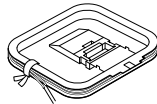
CONTENTS/ACCESSORIES/CAUTIONS.....	2	PC BOARD	15
EXTERNAL VIEW/DISASSEMBLY FOR REPAIR.....	3	SCHEMATIC DIAGRAM	23
BLOCK DIAGRAM	4	EXPLODED VIEW	44
CIRCUIT DESCRIPTION	5	PARTS LIST.....	48
ADJUSTMENT	10	SPECIFICATIONS	59
WIRING DIAGRAM.....	14		

Accessories

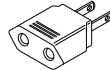
FM indoor antenna (1)
(T90-0836-05)



AM loop antenna (1)
(T90-0837-05)



AC plug adaptor (1)
(E03-0115-05)



Use to adapt the plug on the power cord to the shape of the wall outlet.
(Accessory only for regions where use is necessary.)

Batteries (R6/AA) (2)

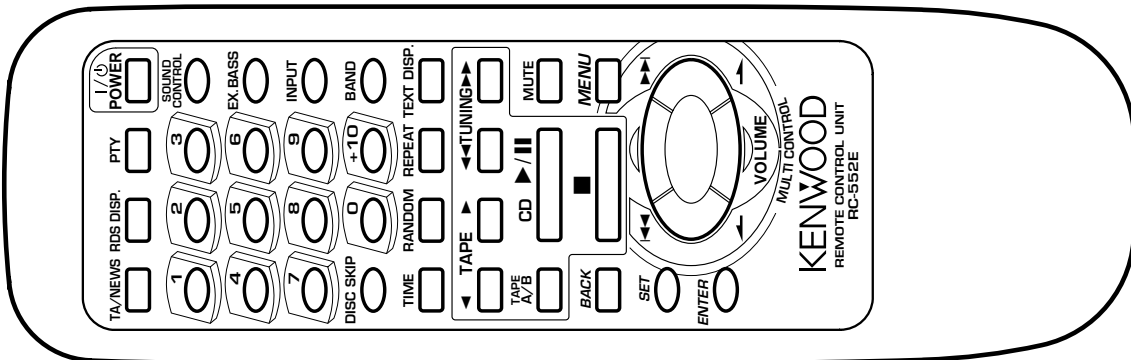


Speaker cords (2)
(E30-5535-05)

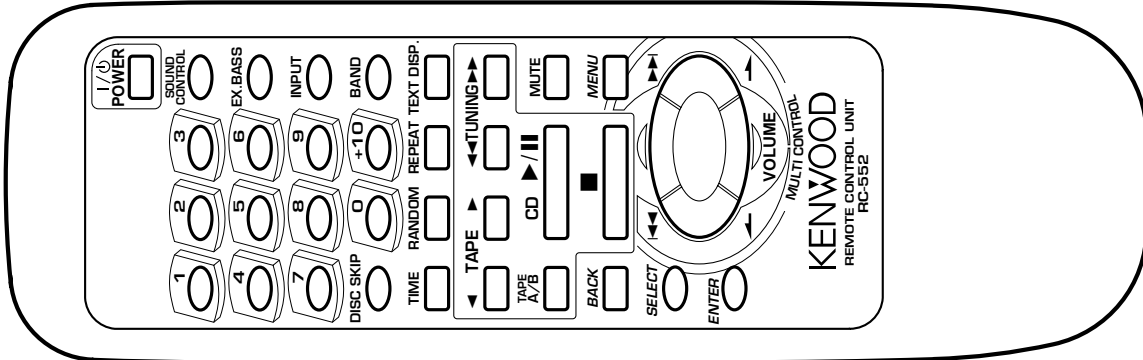


Provided in the speaker package

Remote control unit (1)
(A70-1262-05): TEQE1...RC-552E



Remote control unit (1)
(A70-1253-05): KPMXYM1...RC-552



System configuration

SYSTEM	MAIN UNIT	SPEAKER	DESTINATION	SYSTEM	MAIN UNIT	SPEAKER	DESTINATION
XD-402	RXD-402	LS-N402	KPET	XD-502	RXD-502	LS-N502	KPE
XD-402E	RXD-402E	LS-N402	E1	XD-502E	RXD-502E	LS-N502	E1
XD-402W	RXD-402W	LS-N402	Q	XD-502W	RXD-502W	LS-N502	Q
XD-452	RXD-452	LS-N452	MXYTE	XD-552	RXD-552	LS-N552	MXYTE
XD-452E	RXD-452E	LS-N452	E1	XD-552E	RXD-552E	LS-N552	E1
XD-452W	RXD-452W	LS-N452	Q	XD-552W	RXD-552W	LS-N552	Q
				XD-572S	RXD-572S	LS-N552	M1
				XD-A41	RXD-A41	LS-N452	KP
				XD-A51	RXD-A51	LS-N552	KP

Cautions

Operation to reset

The microcomputer may fall into malfunction (impossibility to operate, erroneous display, etc.) when the power cord is unplugged while power is ON or due to an external factor. In this case, execute the following procedure to reset the microcomputer and return it to normal condition.

Unplug the power cord from the power outlet then, while holding the ENTER key depressed, plug the power cord again.

(Main unit only)



• Please note that resetting the microcomputer clears the contents stored in and returns and to condition when it left the factory.

EXTERNAL VIEW / DISASSEMBLY FOR REPAIR

EXTERNAL VIEW

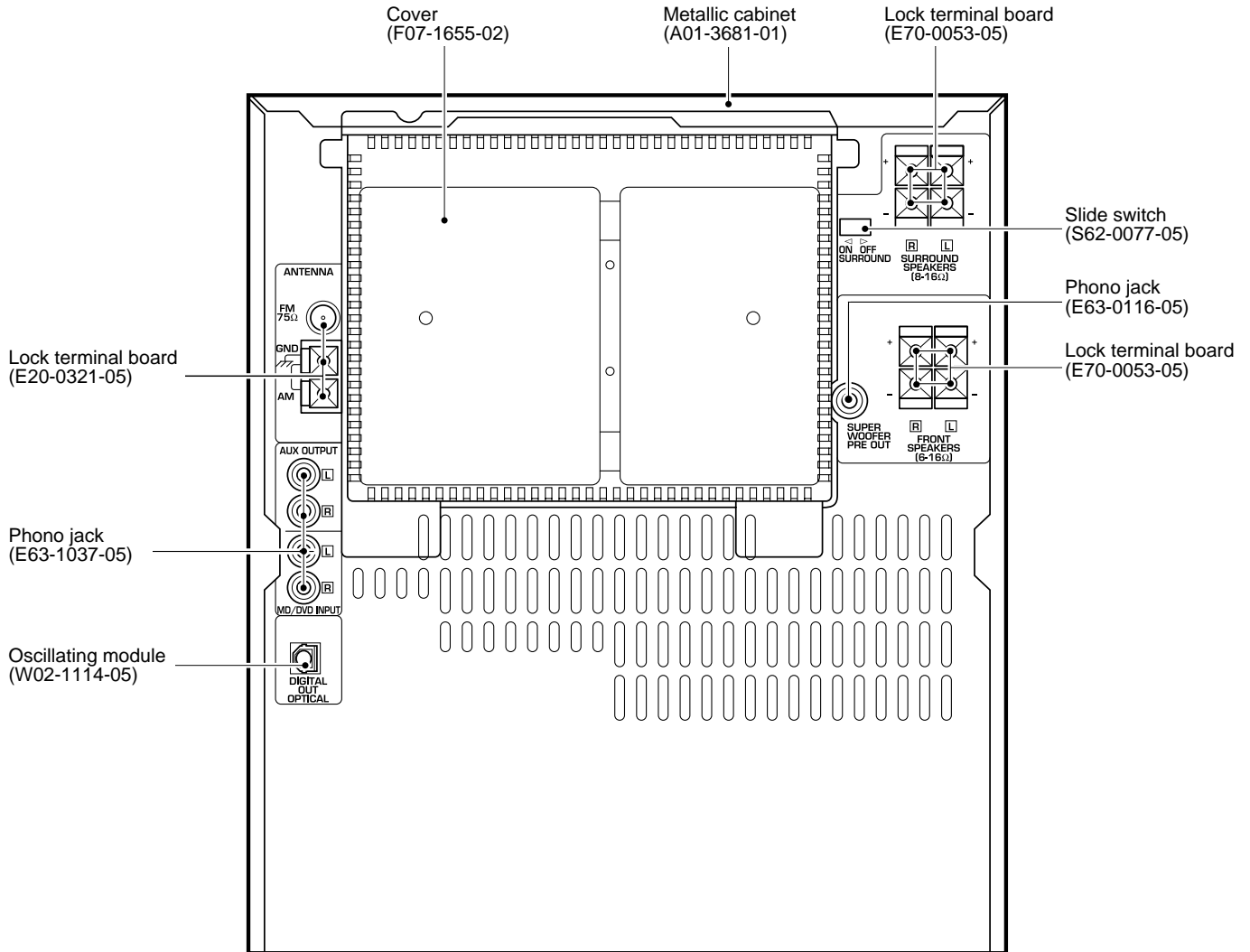
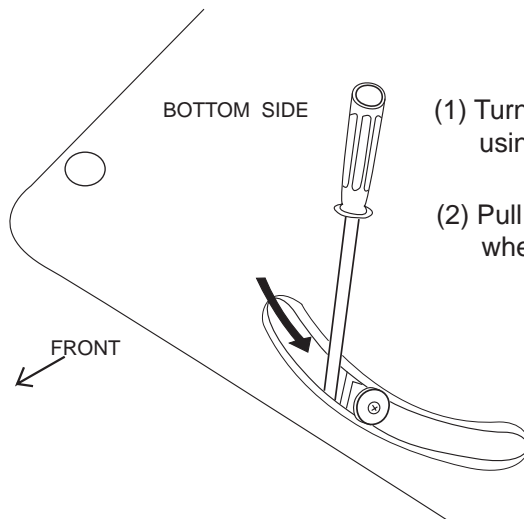


Illustration is RXD-402.

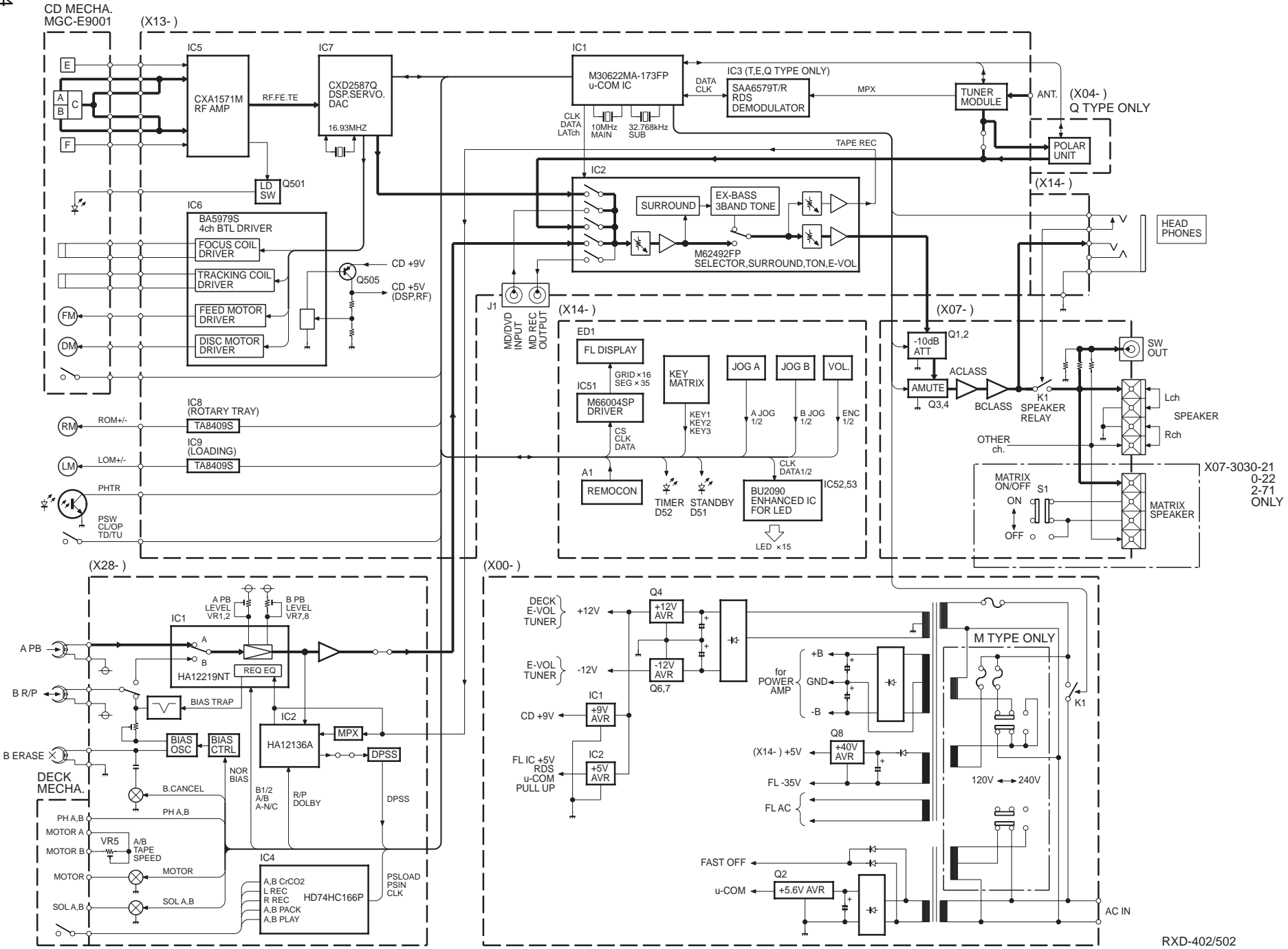
DISASSEMBLY FOR REPAIR

HOW to open the tray if not comes out.



- (1) Turn the friction arm counterclockwise using a screw driver and the like.
- (2) Pull out the tray front wards by hand when the tray comes just out.

BLOCK DIAGRAM



CIRCUIT DESCRIPTION

1. Initialization

1-1 Setting of initial conditions

While pressing the [ENTER] key, put the plug into an AC power outlet.

1-2 Initializing operation

- A microcomputer is initialized for start when the AC power is turned on when pressing the [ENTER] key. At that time, CD mechanism and CASSETTE mechanism are also initialized.
- During the initial operation, the display shows INITIALIZE and after that it will be returned to STANDBY condition.

1-3 Initial items and back up data

ITEMS		
AMP	*POWER *VOLUME *BALANCE MUTING PROTECTION S. DIRECT DISPLAY MODE *AUTO POWER SAVE *MD/DVD INPUT LEVEL *INPUT SEL.	STANDBY 14 CENTER OFF OFF OFF AUTO OFF -3 TUNER
TUNER	*BAND *FREQUENCY *AUTO/MONO *P.CH	FM LOWEST FREQUENCY AUTO --CH
CLOCK	*CLOCK *PROG. RECORDING *PROG. TIMER PLAY SLEEP TIMER O.T.T.	0:00 (E/T/Q) 12:00 (OTHERS) ON/OFF TIME 0:00 (E/T/Q) 12:00 (OTHERS) ON/OFF TIME 0:00 (E/T/Q) 12:00 (OTHERS) OFF OFF
DECK	*DIRECTION *RVS MODE *A/B	FORWARD REVERSE B

*BACKED UP DATA

1-4 Mechanism initialization

1-4-1 CD mechanism

- Disc unclamps(traverse down).
- Rotary tray rotates(1/3 rotation).
- If a mechanism error occurs, CD ERR is indicated on the display.

1-4-2 DECK mechanism

- When initial condition becomes NG for the third time, decide the error. The error condition is displayed as X ERR on the display.

1-4-3 Error display

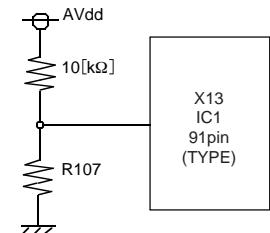
- If both mechanism (CD/DECK) error occur, the display is indicated as follows. CD & X ERR

2. Destination list of TUNER

Destinat-ion	Tuner type	BAND	Receiving frequency range	Channel space	IF	RF
K,P	K1	FM	87.5MHz~108.0MHz	100kHz	+10.7MHz	25kHz
		AM	530kHz~1700kHz	10kHz	+450kHz	10kHz
M,V,X,Y	K2	FM	87.5MHz~108.0MHz	100kHz	+10.7MHz	25kHz
		AM	530kHz~1610kHz	10kHz	+450kHz	10kHz
M	K3	FM	87.5MHz~108.0MHz	100kHz	+10.7MHz	25kHz
		MW	530kHz~1610kHz	10kHz	+450kHz	10kHz
		SW	5.9MHz~17.9MHz	5kHz	+450kHz	5kHz
M,V,X,Y	E1	FM	87.5MHz~108.0MHz	50kHz	+10.7MHz	25kHz
		AM	531kHz~1602kHz	9kHz	+450kHz	9kHz
M	E3	FM	87.5MHz~108.0MHz	50kHz	+10.7MHz	25kHz
		MW	531kHz~1602kHz	9kHz	+450kHz	9kHz
		SW	5.9MHz~17.9MHz	5kHz	+450kHz	5kHz
E	RDS	FM	87.5MHz~108.0MHz	50kHz	+10.7MHz	25kHz
		AM	531kHz~1602kHz	9kHz	+450kHz	9kHz
T	E2	FM	87.5MHz~108.0MHz	50kHz	+10.7MHz	25kHz
		MW	531kHz~1602kHz	9kHz	+450kHz	9kHz
		LW	153kHz~279kHz	9kHz	+450kHz	9kHz
Q	Q	FML	65.0MHz~74.0MHz	10kHz	+10.7MHz	5kHz
		FMH	87.5MHz~108.0MHz	50kHz	+10.7MHz	5kHz
		MW	531kHz~1602kHz	9kHz	+450kHz	9kHz
		LW	153kHz~279kHz	9kHz	+450kHz	9kHz

2-1 Discrimination of TUNER destination

Destina-tion	R107 [Ω]	Voltage [V]
K	91k	4.51
M1	39k	3.98
M2	22k	3.44
T	13k	2.83
E	8.2k	2.25
Q	4.7k	1.60



3. Test mode

3-1 Test mode of the receiver

3-1-1 Setting of the test mode

While pressing the [INPUT] key or [BAND] key, put the plug into an AC power outlet.

3-1-2 Canceling of the test mode

Unplug an AC power cord from an AC power outlet.

3-1-3 Condition in test mode

- Power •••• ON
- EX.BASS ••• OFF
- S.W •••••• OFF
- Selector mode or FL indication

KEY	SELECTOR MODE	FL INDICATION
[BAND] + AC ON	TUNER	<ul style="list-style-type: none"> All the fluorescent display indicators and LEDs light on. STANDBY and TIMER LEDs blink up. The all illuminated state is cleared by pressing any main unit keys or remocon keys.
[INPUT] + AC ON	AUX	<ul style="list-style-type: none"> AUX TEST

CIRCUIT DESCRIPTION

3-1-4 Basic operation in test mode

- (1) The muting during mode selection is not controlled in the test mode.
- (2) The test mode is cancelled when the AC power is turned off.
- (3) The operation of the keys in the test mode as follows.

3-1-5 The operation of the keys in the test mode

(1) DISPLAY /DEMO key

When this key is pressed in the test mode, all the fluorescent display indicators and leds light off and normal display are indicated cyclically.

(2) REV.MODE,DOLBY NR,A/B,REC/ARM keys

The volume level settings can be made as follows.

REV.MODE ••• volume min+1step

DOLBY ••••• volume 14 *RXD-402(TAPE E.Q.)

A/B •••••••••• volume20

REC/ARM ••••• volume max (50)

(3) DISC SKIP key

With the selector on TUNER, the S level indication changes cyclically as follows by pressing the [DISC SKIP] key.

① ATT is switched off. "ATT off & TUNER S level XX"

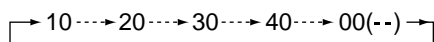
② ATT is switched on. "ATT on & TUNER S level XX"

③ ATT is switched off. Normal display.

XX means A/D value(HEX) of S.

(4) DECK STOP key

With the selector on TUNER, when the [DECK STOP] key operated, the preset memory can be changed as 10 steps.



(5) FWD PLAY/RVS key

With the selector on TUNER, the P. CALL is operated by pressing the [FWD PLAY] and [RVS PLAY] keys.

FWD PLAY key ••••• P. CALL up

RVS PLAY key ••••• P. CALL down

(6) CD OPEN /CLOSE key

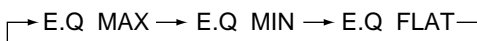
With the selector on TUNER, the channel space settings can be made cyclically by pressing the [CD OPEN/CLOSE] key with M version.

(7) DECK STOP key

With the selector on AUX, when the [DECK STOP] key operated,the S. direct (ON/OFF) can be changed.

(8) DISC 1 key

With the selector on something other than TUNER, whenever the [DISC1] key is pressed, the setting of E.Q changes cyclically as follows.



(9) DISC 2 key

With the selector on AUX, MD/DVD input level can be made cyclically by pressing the [DISC 2] key .

INITIALIZED VALUE ↔ LEVEL MAX

(10) DISC 3 key

With the selector on AUX, the balance level setting can be made cyclically by pressing the [DISC 3] key .



(11) DISC SKIP key

With the selector on something other than TUNER, the muting (ON/OFF) can be changed.

3-2 Test mode of cassette deck

3-2-1 Setting of the test mode

While pressing the [deck play] key, put the plug into an AC power outlet.

3-2-2 Canceling of the test mode

Unplug an AC power cord from an AC power outlet.

3-2-3 Condition in test mode

(1) Initial condition

- DOLBY-OFF
- AUDIO-MUTE OFF

(2) Mechanism SW detection

	DISPLAY
A pack SW	E.Q
A -CRO2	PROG.12
B-FWD	O.T.T
B pack SW	AUTO
B-CRO2	ST
B-RVS	ANTENNA

(3) 4-sec recording

If the REC key is pressed, the system record for 4 sec. Then, it rewinds to the recording starting position and plays back automatically.

If the REC key is pressed, during the 4-sec recording operation, the system records further for 4-sec, then return to the starting position of the first 4-sec recording operation and plays back.

3-3 Test mode of CD player

3-3-1 Setting of the test mode

While the pressing the [PLAY/PAUSE] key, put the plug into an AC power outlet.

3-3-2 Canceling the test mode

Press the stop key on stop mode or unplug the AC cord from an AC power outlet.

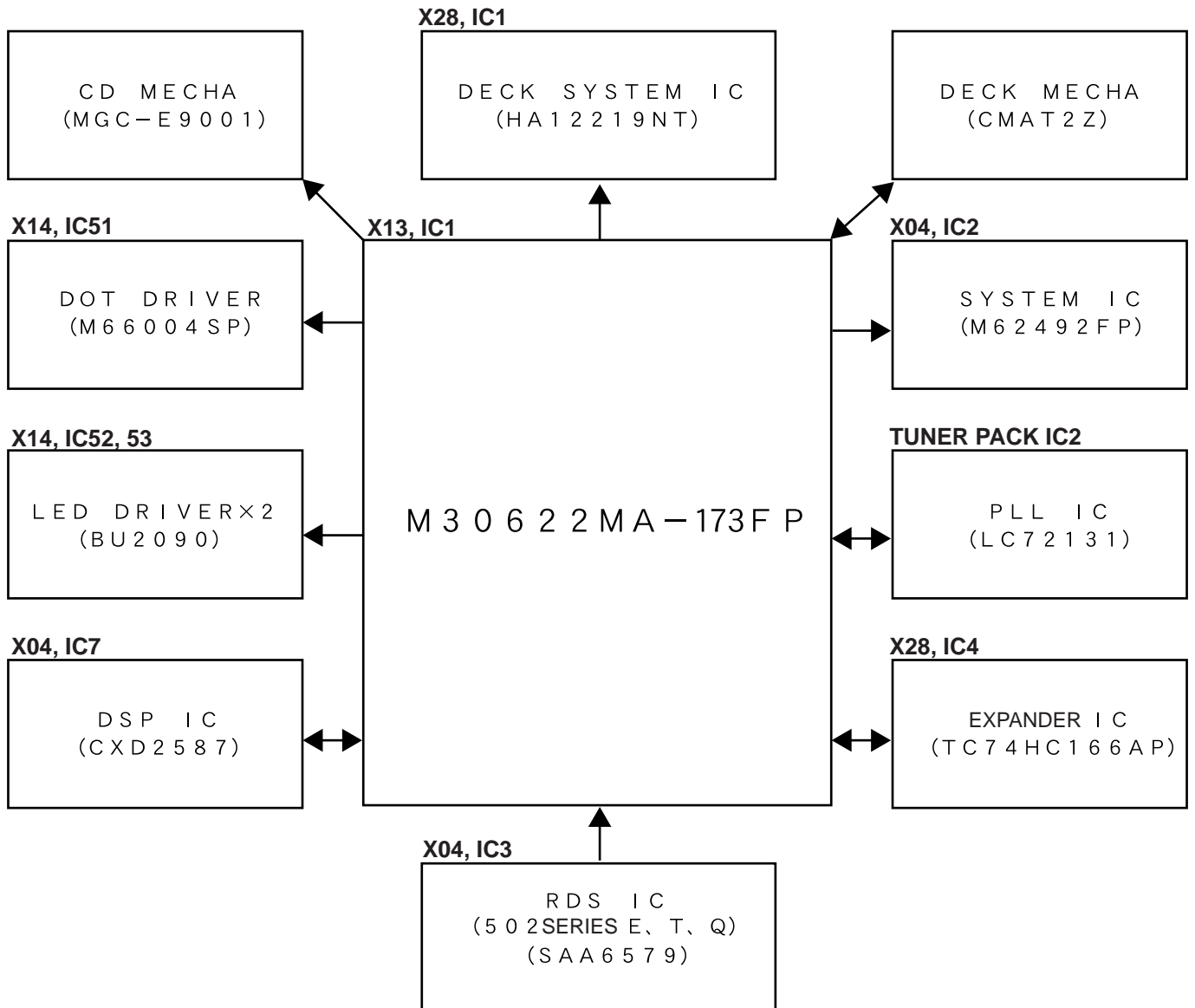
3-3-3 The operation of the keys in the test mode.

KEY	DISPLAY	OPERATION
PLAY/PAUSE +AC IN	CD TEST	<ul style="list-style-type: none"> • Setting of the test mode. • Tray 1/3 rotation. • Tray opens automatically.
STOP	0	<ul style="list-style-type: none"> • Tray closes. • Change or cancel the test mode.
PLAY/PAUSE	03 --:-- 05**:**	<ul style="list-style-type: none"> • Tray closes/disc clamps. • T-servo off(03) or on (05).
DOWN	FINISH	<ul style="list-style-type: none"> • Tray 1/3 rotation.
DISC3	07 EF/FB 08 TG/FG 09 TE/RF 10 TE/VC	<ul style="list-style-type: none"> • Mechanism stops when the automatic adjustment is finished. • Display changes cyclically. • If NG, display blinks up.
DISC2	216**:**	<ul style="list-style-type: none"> • Tray closes. • Disc2 clamps. • Plays track 16.
DISC1		<ul style="list-style-type: none"> • Tray closes/disc clamps. • Plays track 32.

CIRCUIT DESCRIPTION

4. Main microprocessor

4-1 Microprocessor periphery block diagram



4-2 Key matrix

INPUT VOLTAGE		KEY 1	KEY 2	KEY 3
(V)	(HEX)	Pin97(AN0)	Pin95(AN1)	Pin94(AN2)
0.00~0.26	00H~0DH	DISC SKIP	BAND	TUNING
0.27~0.81	0EH~29H	DISC2	EX. BASS	DISP./DEMO
0.82~1.37	2AH~46H	CD STOP	ENTER	INPUT
1.38~1.94	47H~63H	OPEN/CLOSE	RWD	SELECT
1.95~2.51	64H~80H	A/B	FF	RVS. MODE
2.52~3.07	81H~9DH	FWD PLAY	PLAY/PAUSE	TAPE STOP
3.08~3.62	9EH~B9H	RVS. PLAY	DISC1	REC
3.63~4.16	BA~D5H	DOLBY(T.E.Q.)	POWER	DISC3
4.17~4.73	BA~D5H	NO KEY	MENU	BACK
4.73~5.00	D6H~FFH	KEY OFF	KEY OFF	KEY OFF

CIRCUIT DESCRIPTION

4-3 Pin description of microprocessor: M30622MA-173FP (X13, IC1)

Pin No.	Name	I/O	Description	Active
1	S.LEVEL	I	RDS S level input.	
2	PLL DO	I	PLL IC data input.	
3	SD	I	SD detector input.	
4	ST	I	Stereo detector input.	
5	PLL CE	O	PLL IC chip enable.	
6	RDS DATA	I	RDS data input.	
7	PLL CLK	O	PLL IC clock output.	
8	BYTE	I	Ground.	
9	CNVSS	-	Ground.	
10	XCIN	I	Timer clock input(32.768kHz).	
11	XCOU	O	Timer clock output(32.768kHz).	
12	RST	I	u-com reset signal input.	H : normal L : reset
13	XOUT	O	Main clock output(10MHz).	
14	VSS	-	Ground.	
15	XIN	I	Main clock input(10MHz).	
16	VCC(BU)	-	No used (+5v).	
17	HMI	-	u-com power supply(+5v).	
18	REM	I	Remocon signal input.	H : normal L : reset
19	RDS CLK	I	RDS clock input.	
20	SCOR	I	Sub code synchronism signal input.	
21	NC	-	No connection.	
22	CLSW	I	CD load switch (SW3) input port of CD mechanism.	
23	OPEN SW	I	CD unload switch (SW3) input port of CD mechanism.	
24	RTL	O	Rotary motor opposite direction (CCW) output.	
25	BRKM	O	Rotary motor brake control.	H : normal L brake
26	CLOSE	O	Load motor opposite direction (taking out) output.	
27	OPEN	O	Load motor positive direction (dragging out) output.	
28	SQCK	O	CD sub code clock output.	
29	SQSO	I	CD sub code input.	
30	NC	-	No connection.	
31	FL DATA	O	FL driver data output.	
32	CE	I	Power failure signal input.	H : AC on L : AC off
33	FLCLK	O	FL driver clock output.	
34	FLCS	O	FL driver strobe output.	
35	RTR	O	Rotary motor positive direction (CW) output.	
36	TDSW	I	Traverse down switch (SW1) input port of CD mechanism.	H : off L : on
37	TUSW	I	Traverse up switch (SW1) input port of CD mechanism.	H : off L : on
38	PHTR	I	CD photo transistor (Q1) detector input.	
39	PSSW	I	Tray position & disc detector switch (SW2) input port of CD mechanism.	
40	XRST	O	CD DSP IC reset control.	
41	CD MUTE	-	No connection.	
42	DC OFF	O	CD DSP IC power control.	H : on L : off
43	MON	O	Spindle motor (ON/OFF) changeover.	H : on L : off
44	LDC	O	Laser ON/OFF signal output.	H : off L : on
45	SCLK	O	CD sense data read out clock output.	
46	SENS	I	CD sense input.	
47	CLOK	O	CD DSP IC clock.	
48	XLAT	O	CD DSP IC latch.	
49	DATA	O	Data output to DSP IC.	
50	EVCLK	O	Clock output to E. vol(IC2).	
51	EVLAT	O	Latch output to E. vol(IC2).	
52	EVDATA	O	Data output to E. vol(IC2).	
53	A-JOG1	I	Jog A (S28) input.	

CIRCUIT DESCRIPTION

Pin No.	Name	I/O	Description	Active
54	A-JOG2	I	Jog A (S28) input.	
55	B-JOG1	I	Jog B (S29) input.	
56	B-JOG2	I	Jog B (S29) input.	
57,58	ENC1,2	I	Rotary encoder(S27) input.	
59	LEDCLK	O	Clock output to LED controller(IC52,53).	
60,61	LEDDT1,2	O	Data output to LED controller(IC52,53).	
62	VCC(BU)	-	u-com power supply(+5v).	
63	LMUTE	O	Deck line mute control.	
64	VSS	-	Ground.	
65	B-PH	I	B deck reel sensor input.	
66	A-B2	O	Deck A/B changeover control 1.	
67	A-B1	O	Deck A/B changeover control 2.	
68	A120/70	O	Play back equalizer control.	H :70u L :120u
69	B1/2	O	Muting control for recording.	
70	D-R/P	O	Dolby recording/play back control.	H : recording L : playback
71	DOLBY	O	Dolby B ON/OFF changeover.	H : on L : off
72	R/P	O	Deck recording /play back control.	H : recording L : playback
73	NOR	O	NORMAL/CRO2 changeover.	
74	BIAS	O	Deck bias control output.	H : on L : off
75	BEAT.C	O	Deck beat cancel control output.	H : on L : off
76	B.SOL	O	Deck solenoid control output.	H : on L : off
77	CPM	O	Deck motor control output.	H : on L : off
78	A.SOL	O	Deck solenoid control output.	H : on L : off
79	CLK	O	Clock output to bias control IC(X28,IC4).	
80	PSLOAD	O	Parallel serial IC load.	H : shift L : load
81	AMUTE	O	Audio muting control.	H : off L : on
82	ATT	O	E. volume attenuation output.	H : off L : on
83	POWER	O	Power relay control.	H : on L : off
84	PROTECT	I	Protection detection input.	H : protection on L : off
85	SP.RELAY	O	Speaker relay control output.	H : on L : off
86	LED(STBY)	O	LED(STANDBY) control output.	H : on L : off
87	LED(TIMER)	O	LED(TIMER) control output.	H : on L : off
88	PSIN	I	Parallel serial IC input data.	
89	SPEANA	I	Music signal input port.	
90	MODEL	I	Model discrimination input.	H :XD-502 L :XD-402
91	TYPE	I	Discrimination port of tuner destination.	
92	DPSS	I	Deck DPSS detection input.	
93	A-PH	I	A deck reel sensor input.	
94,95	KEY3,2	I	A/D key input (key3,2).	
96	AVSS	-	A/D ground.	
97	KEY1	I	A/D key input (key1).	
98	VREF	-	A/D reference voltage.	
99	AVCC(BU)	-	Analog power supply(+5V).	
100	PLL DATA	I	PLL IC data input.	

5. IC controller

5-1 RDS LED driver

Pin No.	Name	I/O	Description
1	VSS	-	GND
2	DATA	I	DATA INPUT
3	CLOCK	I	CLOCK INPUT
4	PTY	O	PTY ON/OFF LED
5	NC	O	NO USED
6	EON	O	EON INT LED
7	NC	O	NO USED

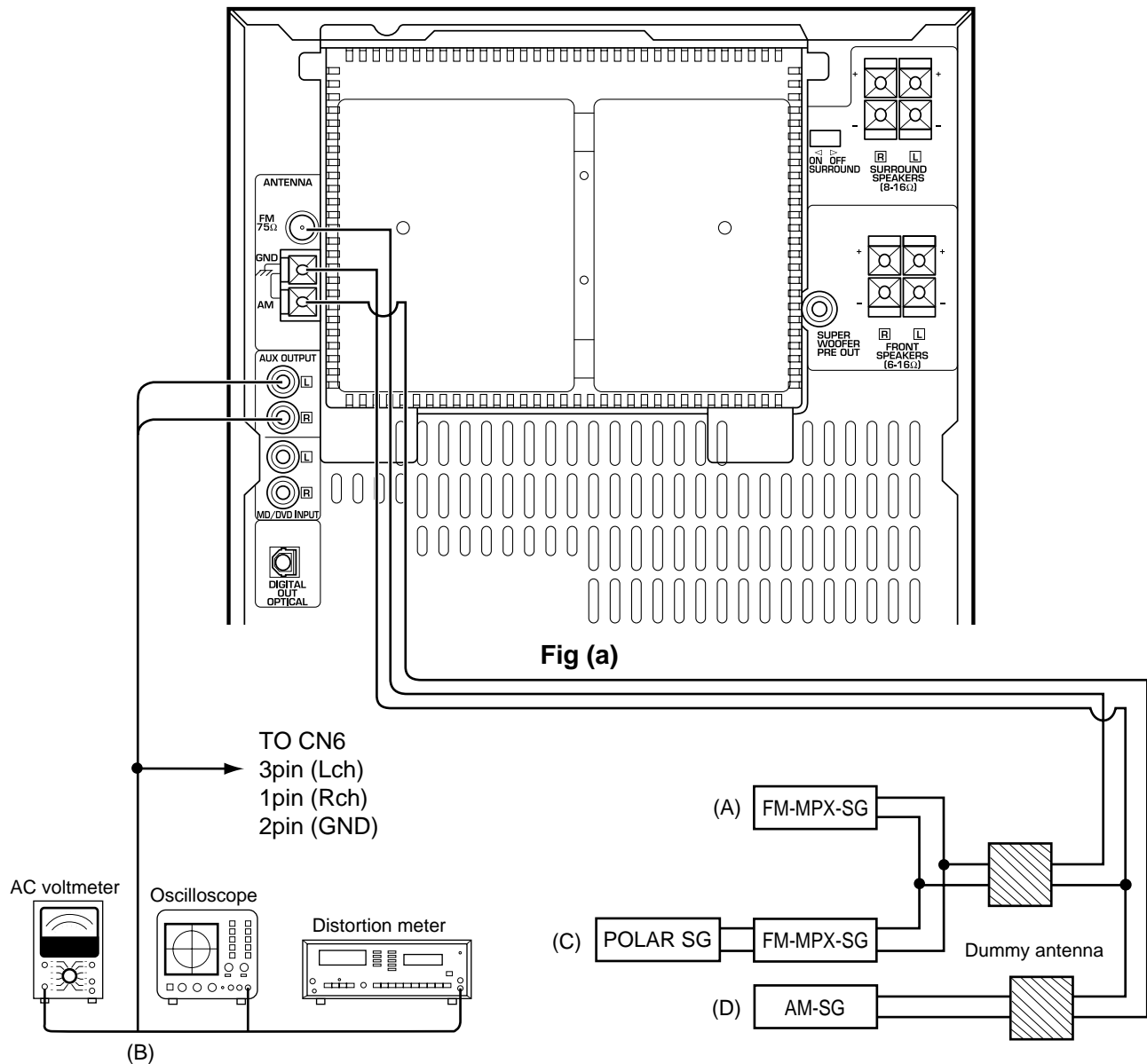
Pin No.	Name	I/O	Description
8	TA	O	TA ON/OFF LED
9	TP	O	TP ON/OFF LED
10	RDS	O	RDS ON/OFF LED
11~13	NC	O	NO USED
14	NEWS	O	NEWS ON/OFF LED
15	NC	O	NO USED
16	VDD	-	+5V POWER SUPPLY

ADJUSTMENT

Tuner adjustment

X04-1313 Q TYPE (65MHz~74MHz BAND)

NO.	ITEM	INPUT SETTINGS	OUTPUT SETTINGS	TUNER SETTINGS	ALIGNMENT POINTS	ALIGN FOR	FIG.
1	VCO	(C) 69 MHz, 70 dBf (ANT INPUT) 1 kHz, 0 kHz DEV SUB, 0 kHz DEV	Connect a frequency counter to VCO monitor X04 (CN2).	AUTO 69 MHz	VR 2	Adjust it the frequency counter reads 31.25 kHz \pm 100 Hz.	(a)
2	RESONANCE POINT	(C) 69 MHz, 70 dBf (ANT INPUT) 1 kHz, 40 kHz DEV SUB, 10 kHz DEV Select : L or R	Connect a oscilloscope to TUNER OUT (CN6).	AUTO 69 MHz	TC 1	Minimum crosstalk.	(a)
3	SEPARATION	(C) SAME AS ABOVE	Connect a oscilloscope to TUNER OUT (CN6).	AUTO 69 MHz	VR 1	Minimum crosstalk.	(a)



ADJUSTMENT

CD player adjustment

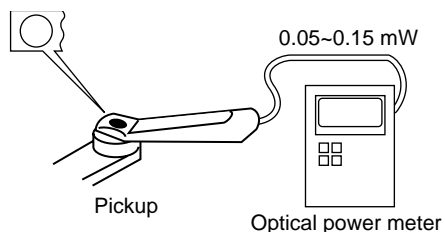
No.	ITEM	INPUT SETTING	OUTPUT SETTING	PLAYER SETTING	ALIGNMENT POINT	ALIGN FOR	FIG.
Step 1,2 are in TEST MODE TEST MODE : While pressing the [CD PALY] key, plug the AC power cord into the AC power wall outlet.							
1	LASER POWER	-	Set the sensor section of the optical power meter on the pickup lens.	Press the "PLAY" key to check that the display is "03".	-	On the power from 0.05 to 0.15mw. when the diffraction grating is correctly aligned with the RF level of 0.8Vp-p or more	(a)
2	FOCUS ERROR BIAS	Test disc Type 4	Connect an oscilloscope as follows. CH1 : RF CH2 : FE1 GND : VC	Press the "PLAY" key. Confirm that the display is "05"	FE BIAS VR1	Optimum eye pattern (DC=±330mV)	(b) (d)

Note:

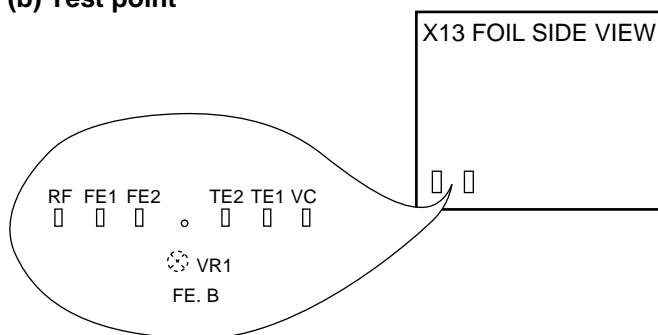
Type 4 disc : SONY YEDS-18 Test Disc or equivalent. (KTD-02)

LPF : Around 47kΩ + 390pF or so.

(a) Laser Power

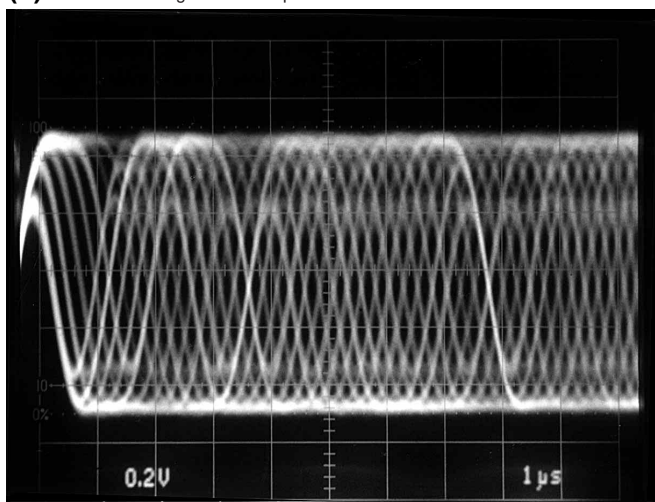


(b) Test point



(d)

RF signal AC coupled

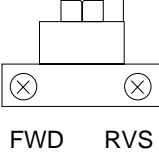


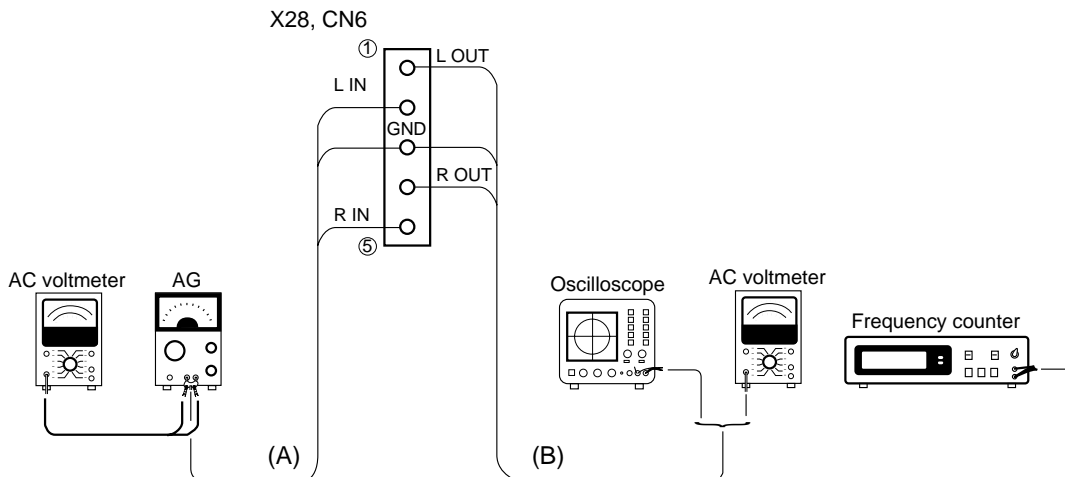
RF signal in test mode (PLAY).

Perform the tangential and focusing offset are focused into one point on the display. The crossing points above and below the center shall also be looked clearly.

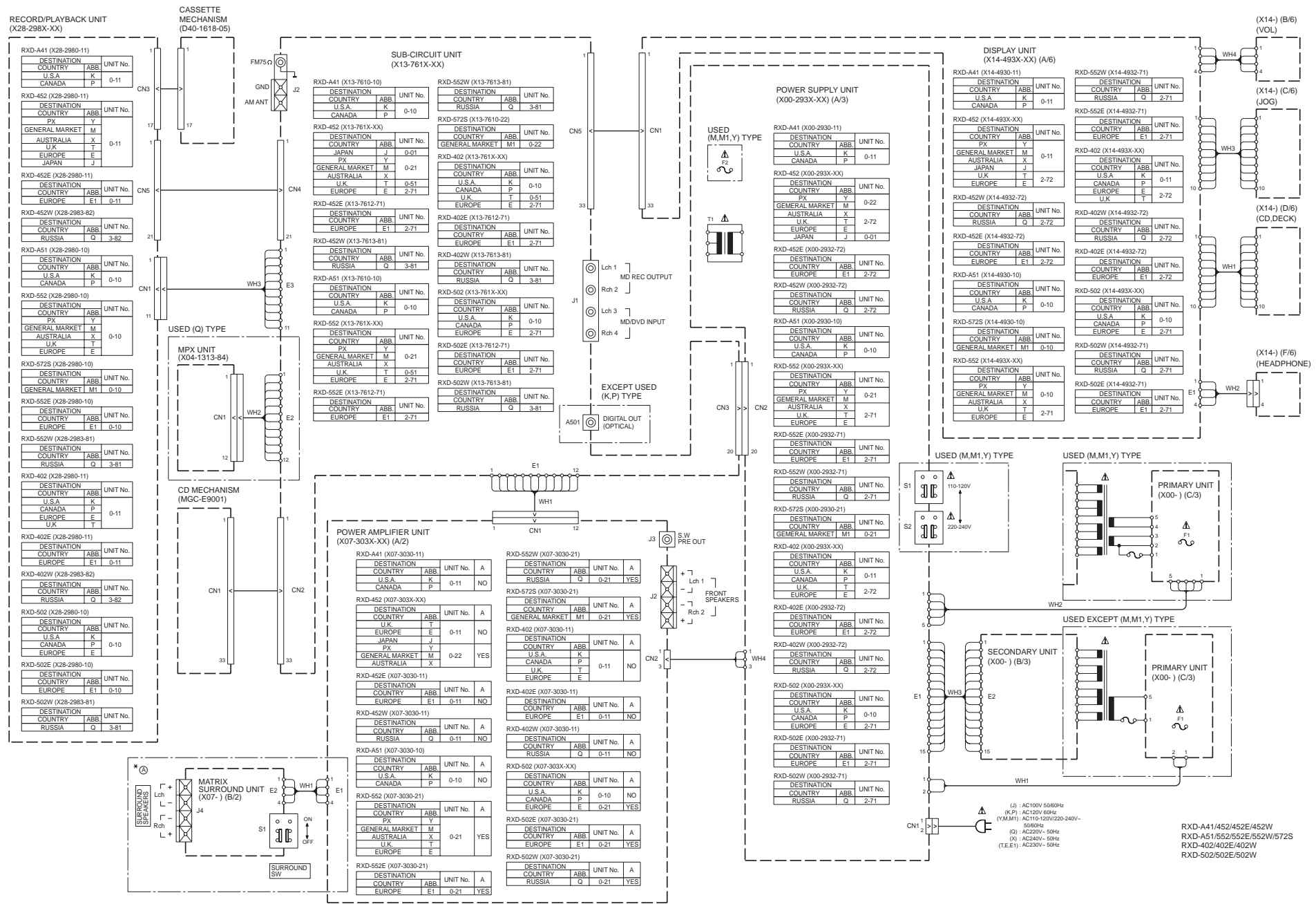
ADJUSTMENT

Cassette Deck adjustment

No	ITEM	INPUT SETTING	OUTPUT SETTING	DECK SETTING	ALIGNMENT POINT	ALIGN FOR	FIG.
Unless otherwise specified, set the respective switches as follows: TAPE : NORMAL DOLBY : OFF PLAY OUT : Lch (X28,CN6 @pin), Rch (X28,CN6 @pin) I . Cassette mechanism unit (Adjustment of the REC / PLAY head)							0dBs=0.775V
① r	Demagnetization and cleaning	\	\	Demagnetization: POWER OFF Cleaning: PLAY	Recording head, erase head, capstan pinch roller	Demagnetize the REC / PLAY head with the head eraser. Clean the REC / PLAY head, erase head, capstan and pinch roller using a cotton swab slightly damped with alcohol.	
② r	Azimuth of the REC/PLAY head	TCC-153 MTT-114 10kHz, -10dB	iB j	PLAY	 FWD RVS	Adjust the output to maximum and adjust the azimuth adjustment screw for the Lissajours waveform pattern of the oscilloscope to become close to a 45° straight line.	
II . PC BOARD ADJUSTMENT							
① r	TAPE SPEED(NORMAL)	TCC-110 MTT-111 SCC-1727 3kHz	iB j	PLAY	A/B DECK VR 5	Adjust the tape speed so that 3kHz is obtained at the center of the tape.	
III . PC BOARD ADJUSTMENT							
① r	PLAYBACK LEVEL	MTT-256U, TCC-160 315Hz, 0dB	iB j	PLAY	A DECK VR 1 (L) VR 2 (R) B DECK VR 7 (L) VR 8 (R)	Adjust the playback output to -6.0dBs	
② r	BIAS CURRENT	(A) Adjust the AG for the output of the DECK to become 1kHz(-30dBs)/10kHz(-30dBs).	iB j	Adjust the REC VR level so that the line out is -2.6dBs at 1kHz, and record and playback 1kHz/10kHz alternately.	VR 3 (L) VR 4 (R)	Record 1kHz and 10kHz alternately, and adjust the bias current adjustment potentiometer for the playback levels to become the same.	



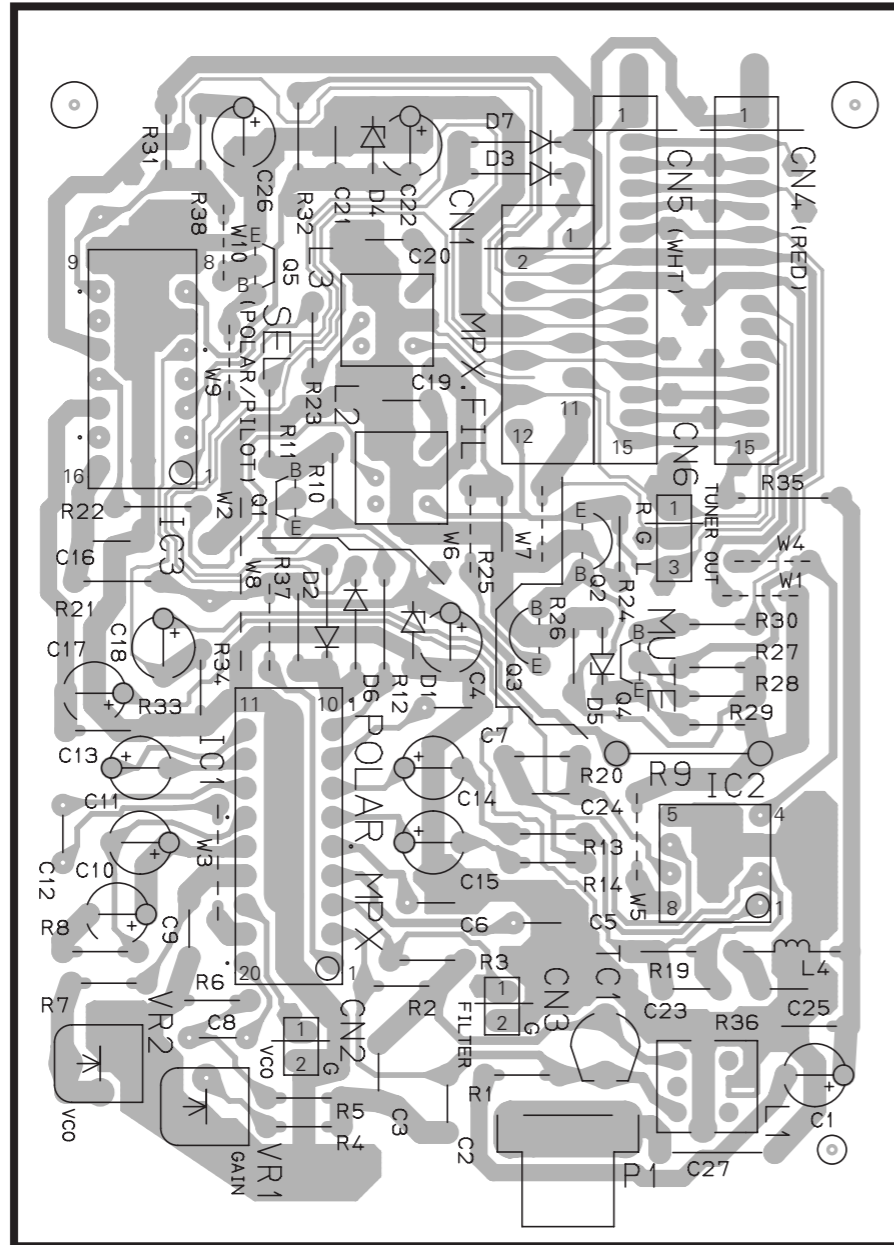
WIRING DIAGRAM



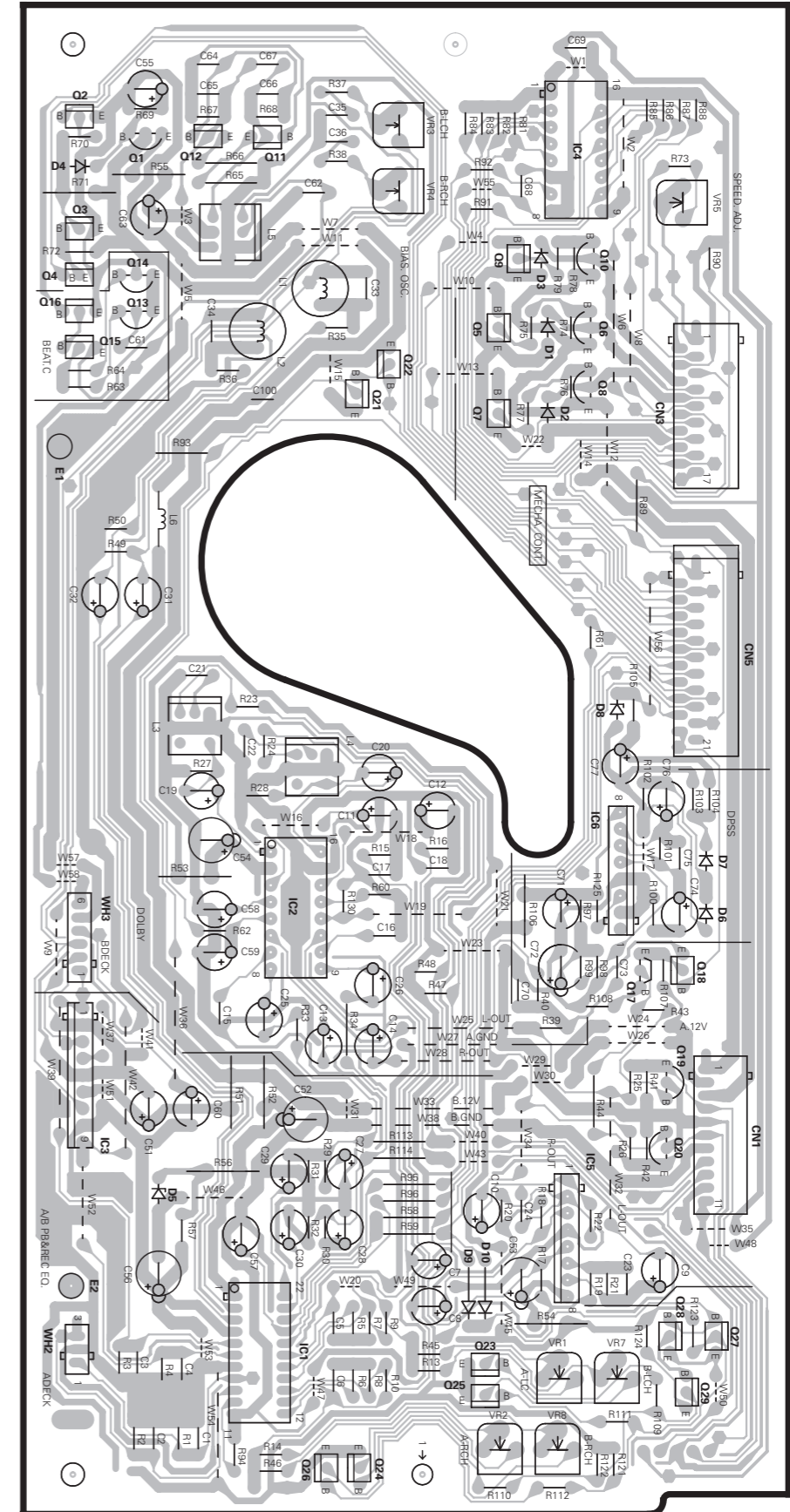
RXD-A41/452/452E/452W
 RXD-A51/552/552E/552W/572S
 RXD-402/402E/402W
 RXD-502/502E/502W

PC BOARD(Component side view)

MPX UNIT
X04-1313-8X



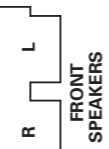
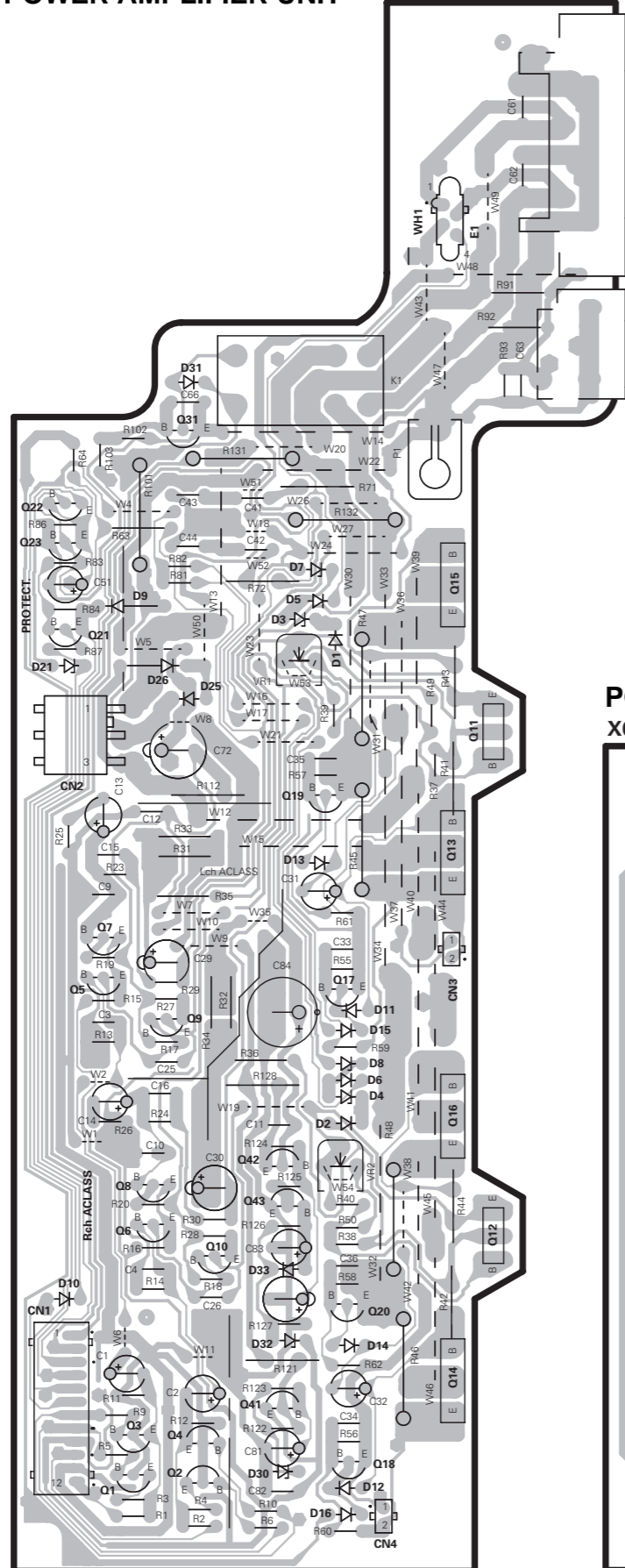
RECORD/PLAYBACK UNIT
X28-2980-10



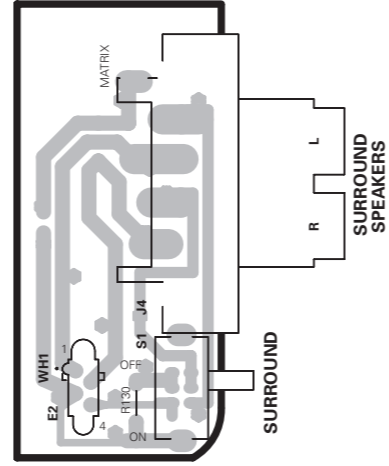
PC BOARD(Component side view)

POWER AMPLIFIER UNIT

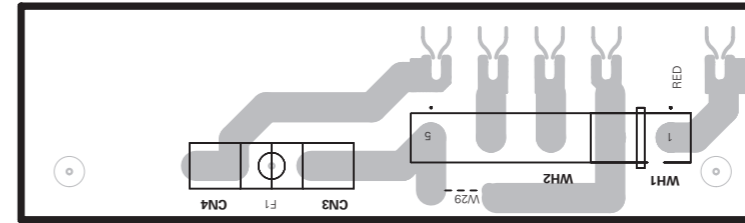
X07-3030-10 A/2



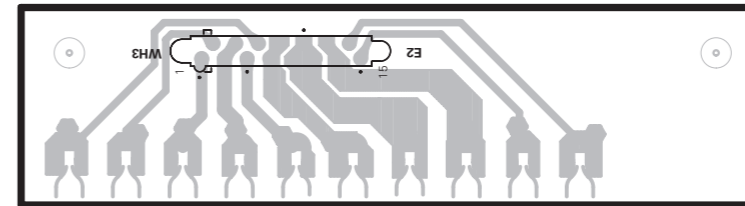
X07 B/2



X00 C/3

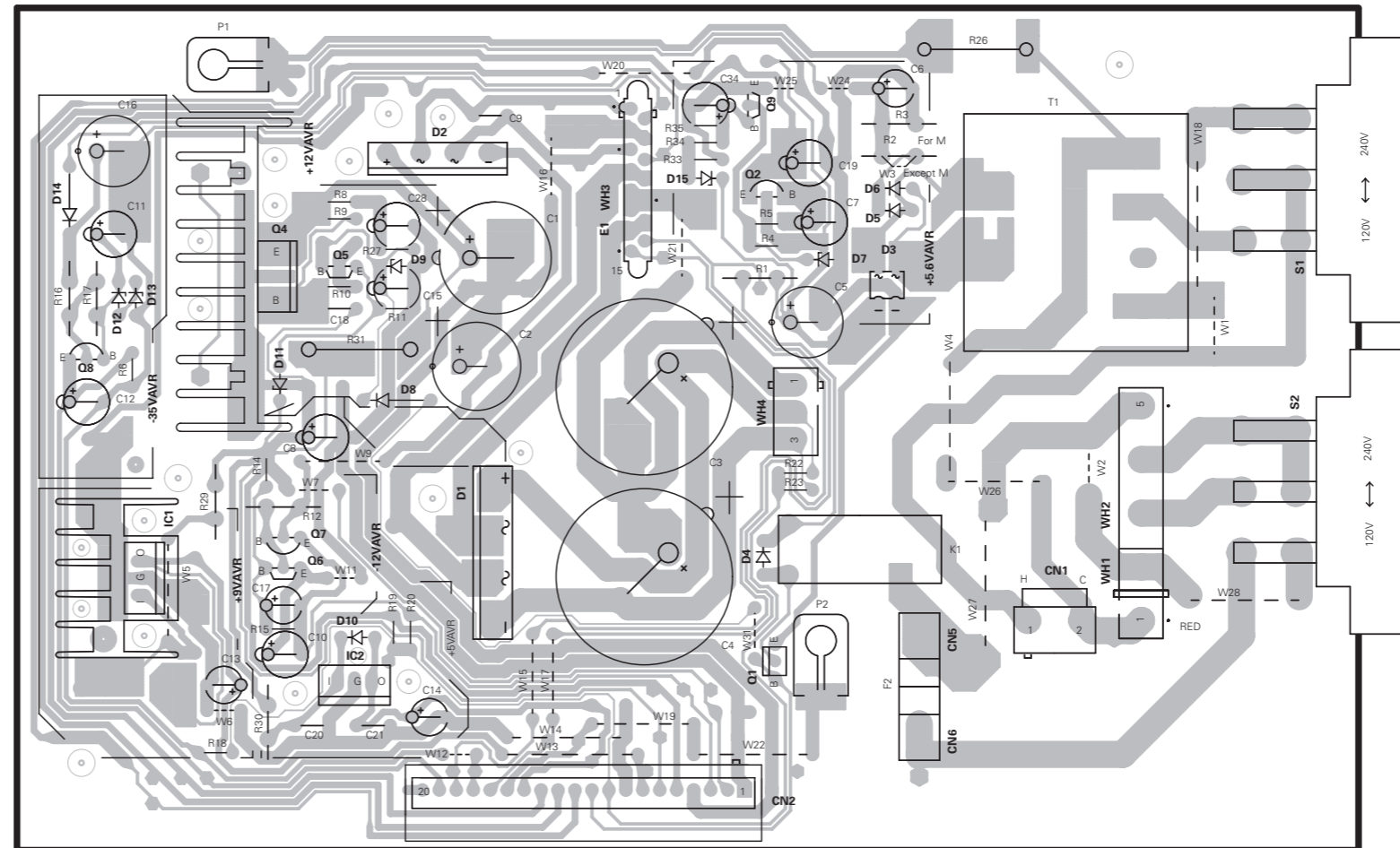


X00 B/3



POWER SUPPLY UNIT

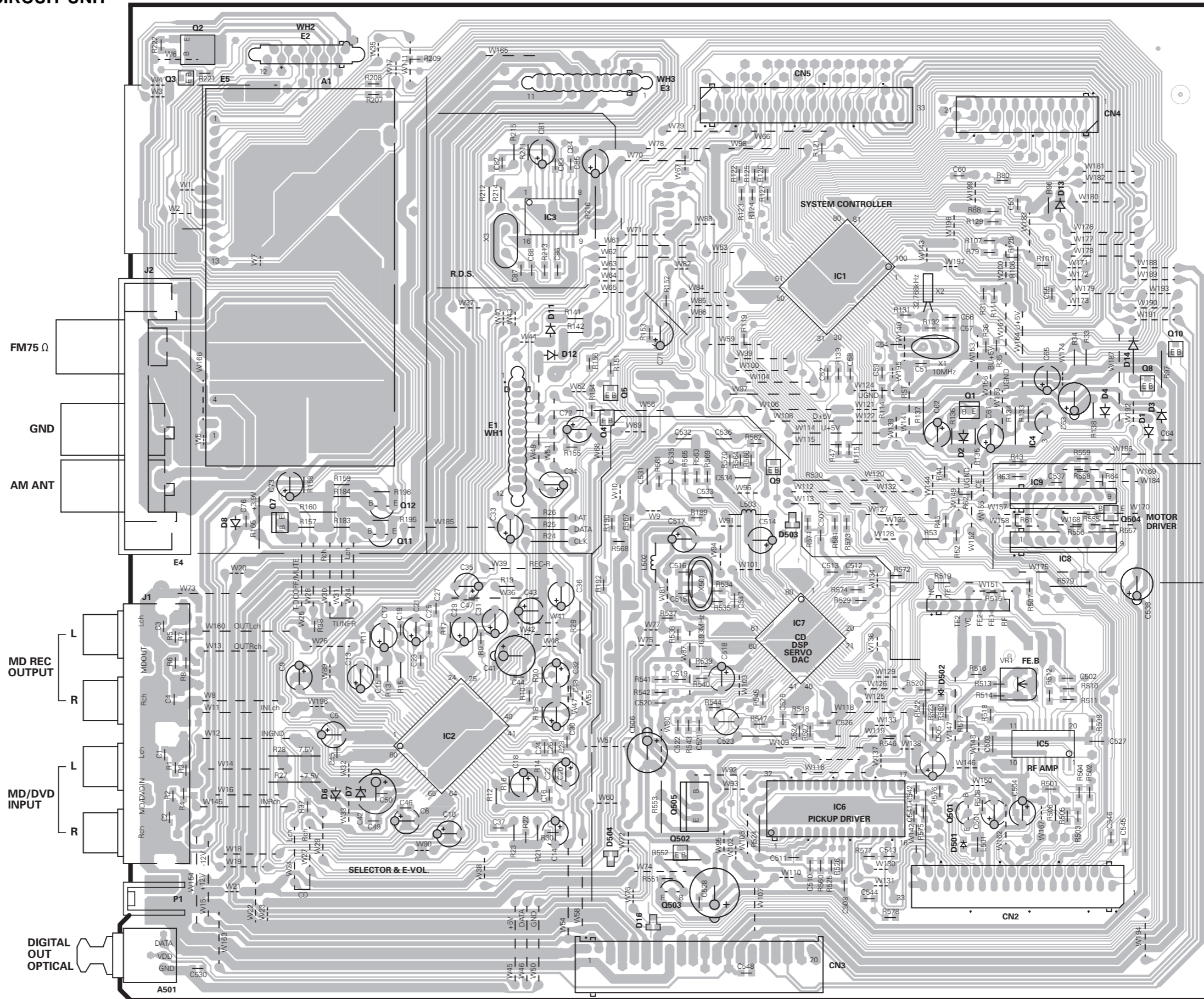
X00-2930-10 A/3



120V ↔ 240V
120V ↔ 240V

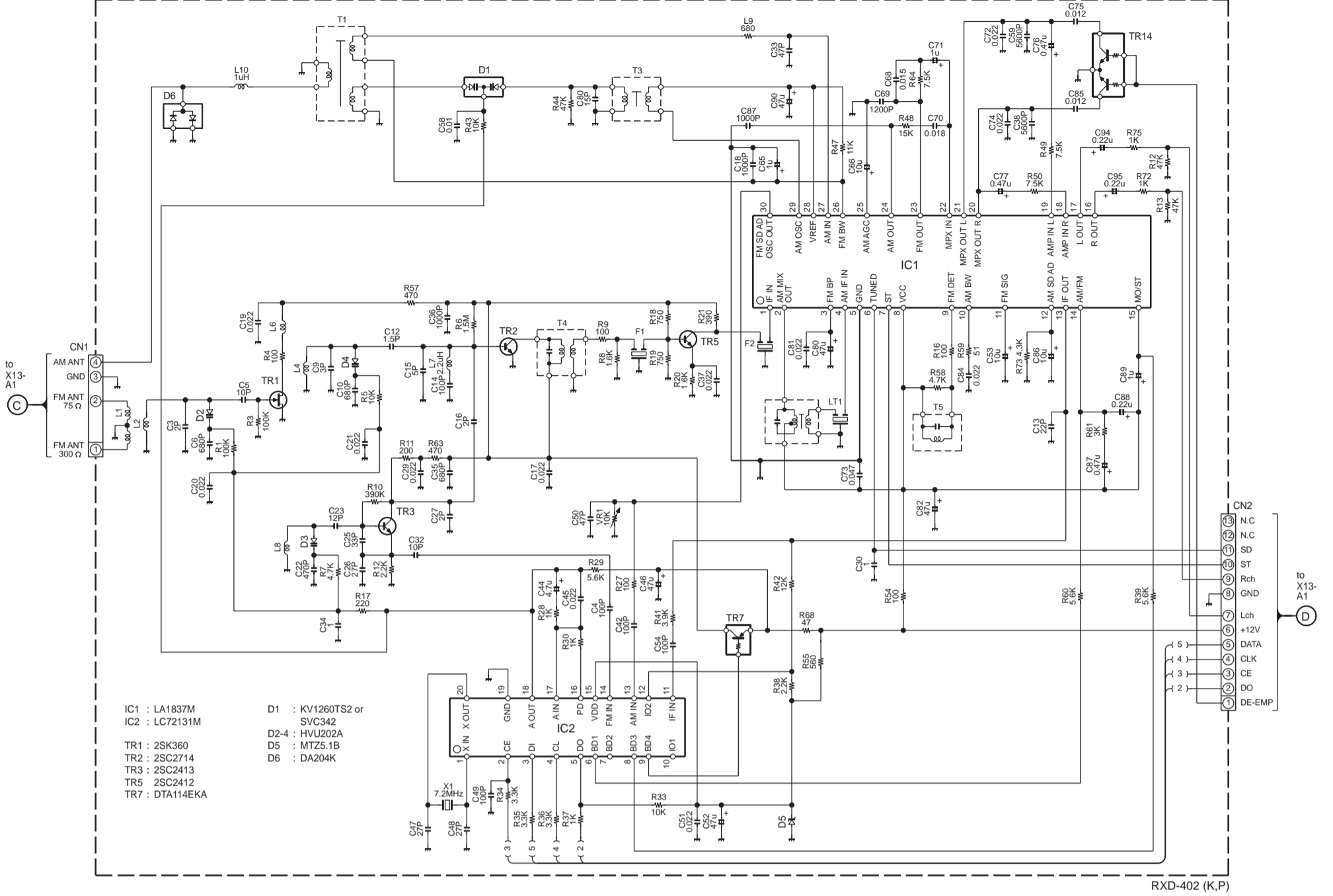
PC BOARD(Component side view)

SUB-CIRCUIT UNIT X13-7610-10



Refer to the schematic diagram for the value of resistors and capacitors.

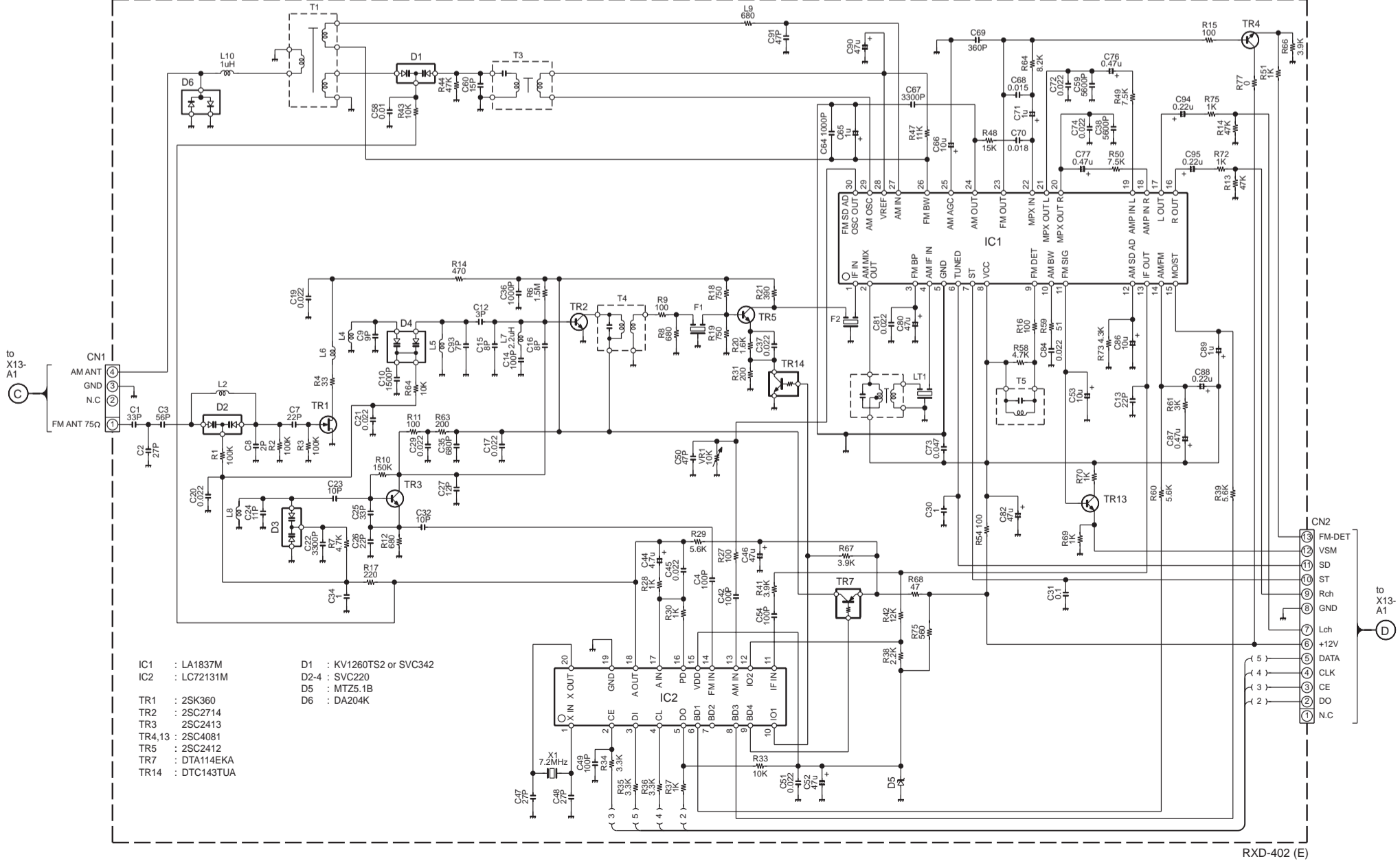
TUNER PACK
(W02-2673-05) : (K,P)TYPE



- IC1 : LA1837M
IC2 : LC72131M
- D1 : KV1260TS2 or SVC342
D2-4 : HVU202A
D5 : MTZ5.1B
D6 : DA204K
- TR1 : 2SK360
TR2 : 2SC2714
TR3 : 2SC2413
TR5 : 2SC2412
TR7 : DTA114EKA

RXD-402 (K,P)

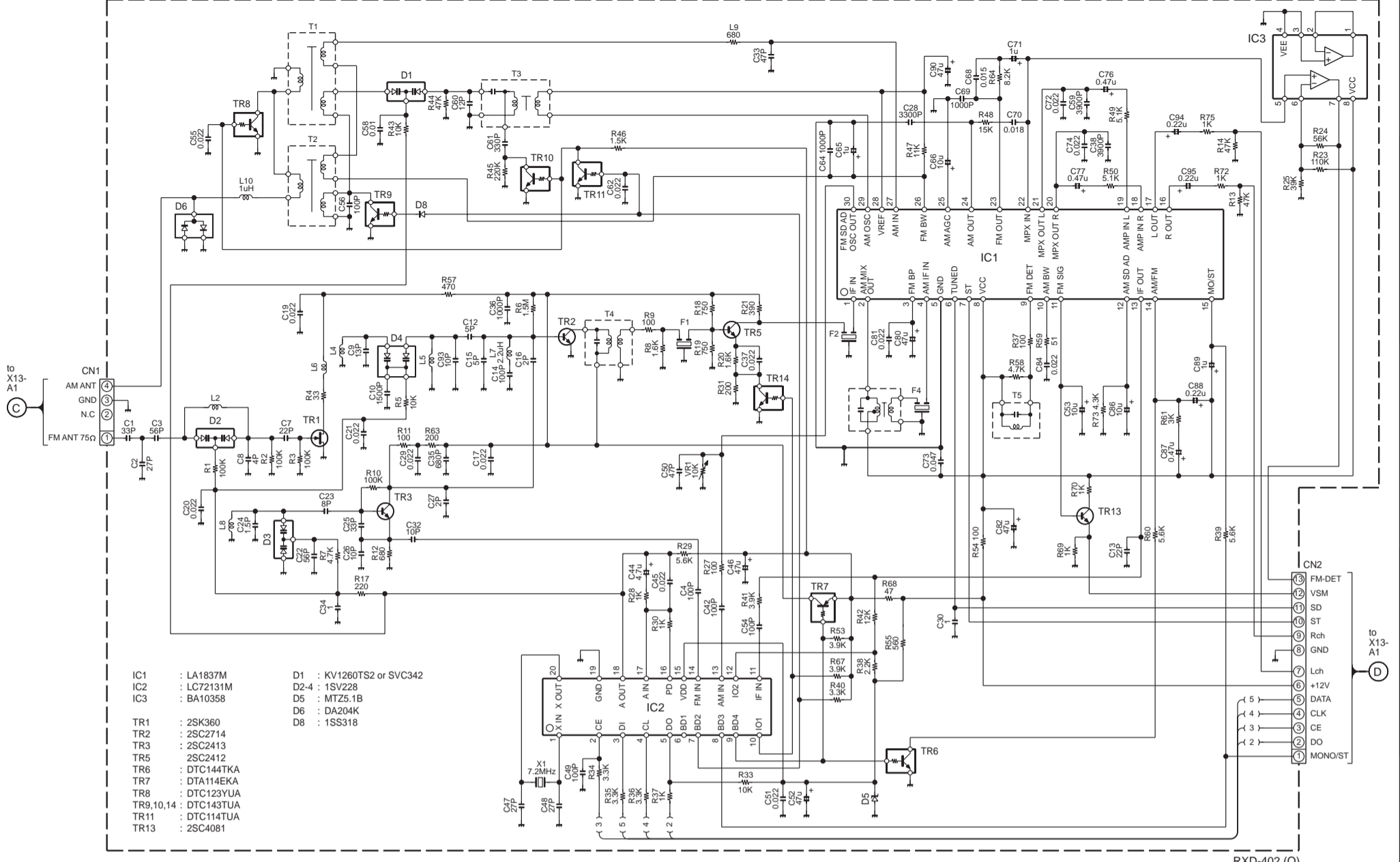
TUNER PACK
(W02-2674-05) : (E)TYPE



- IC1 : LA1837M
IC2 : LC72131M
- D1 : KV1260TS2 or SVC342
D2-4 : SVC220
D5 : MTZ5.1B
D6 : DA204K
- TR1 : 2SK360
TR2 : 2SC2714
TR3 : 2SC2413
TR4,13 : 2SC4081
TR5 : 2SC2412
TR7 : DTA114EKA
TR14 : DTC143TUA

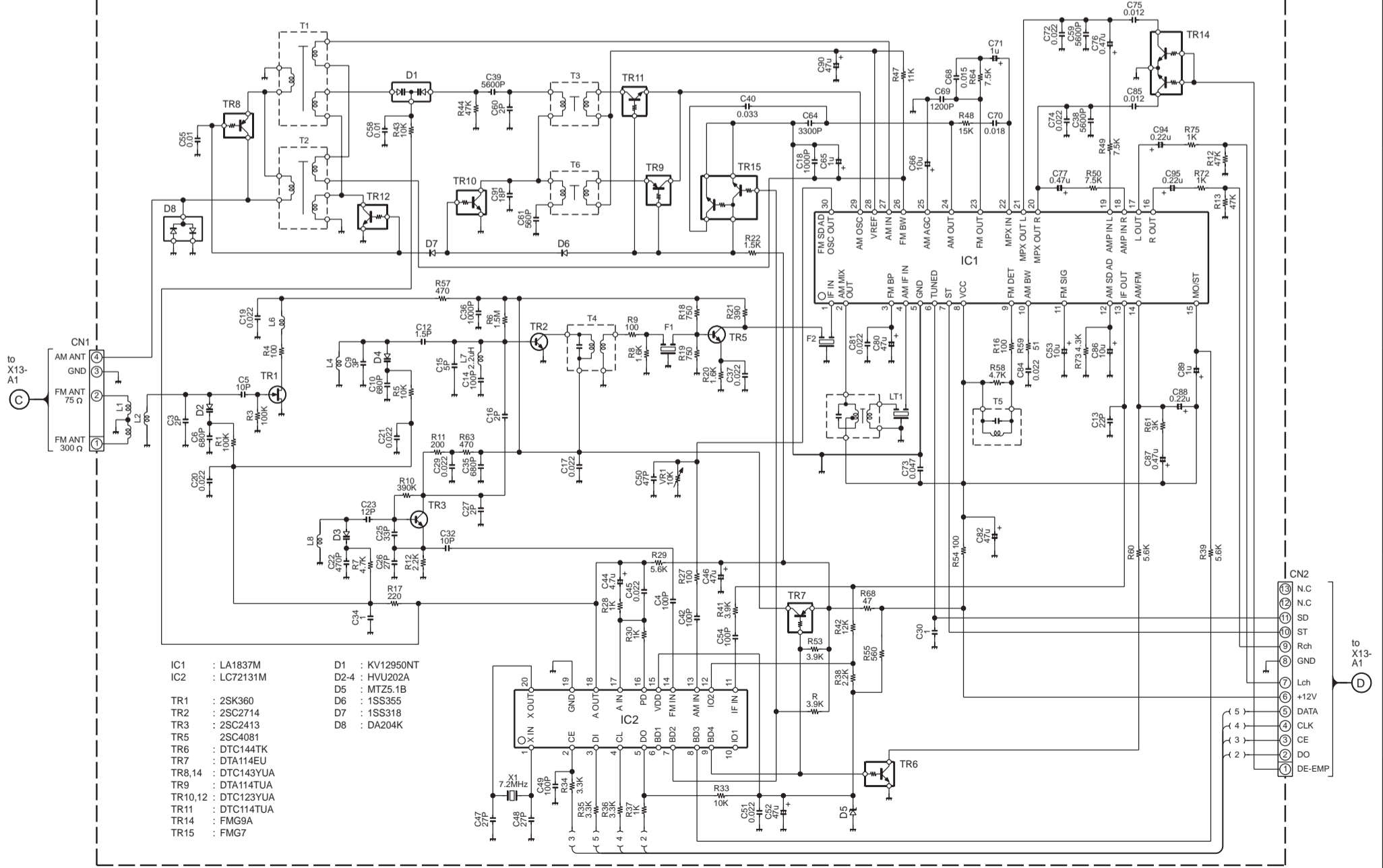
RXD-402 (E)

TUNER PACK
(W02-2675-05) : (Q)TYPE



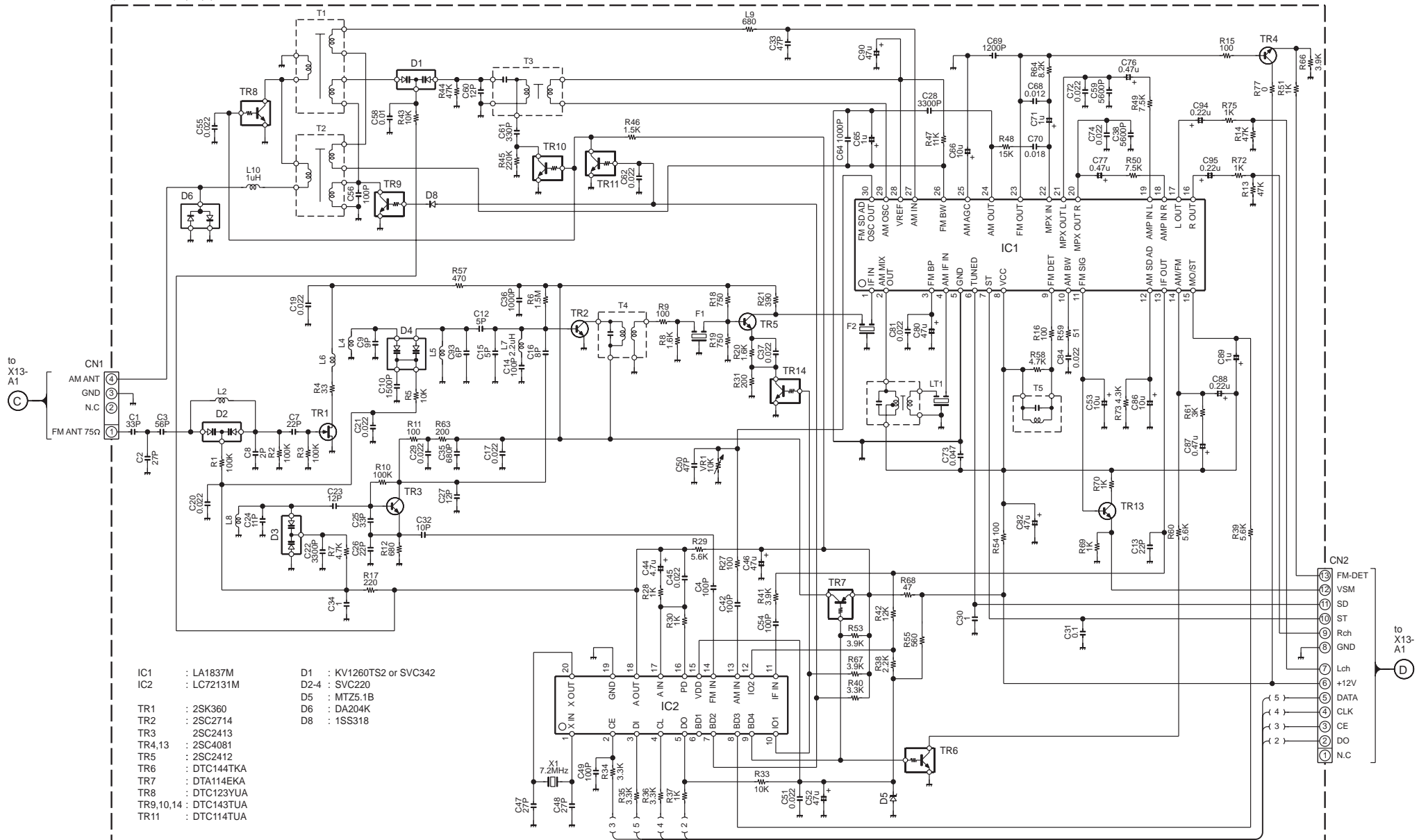
RXD-402 (Q)

TUNER PACK
(W02-2676-05) : (M)TYPE



RXD-402 (M)

TUNER PACK
(W02-2685-05) : (T)TYPE



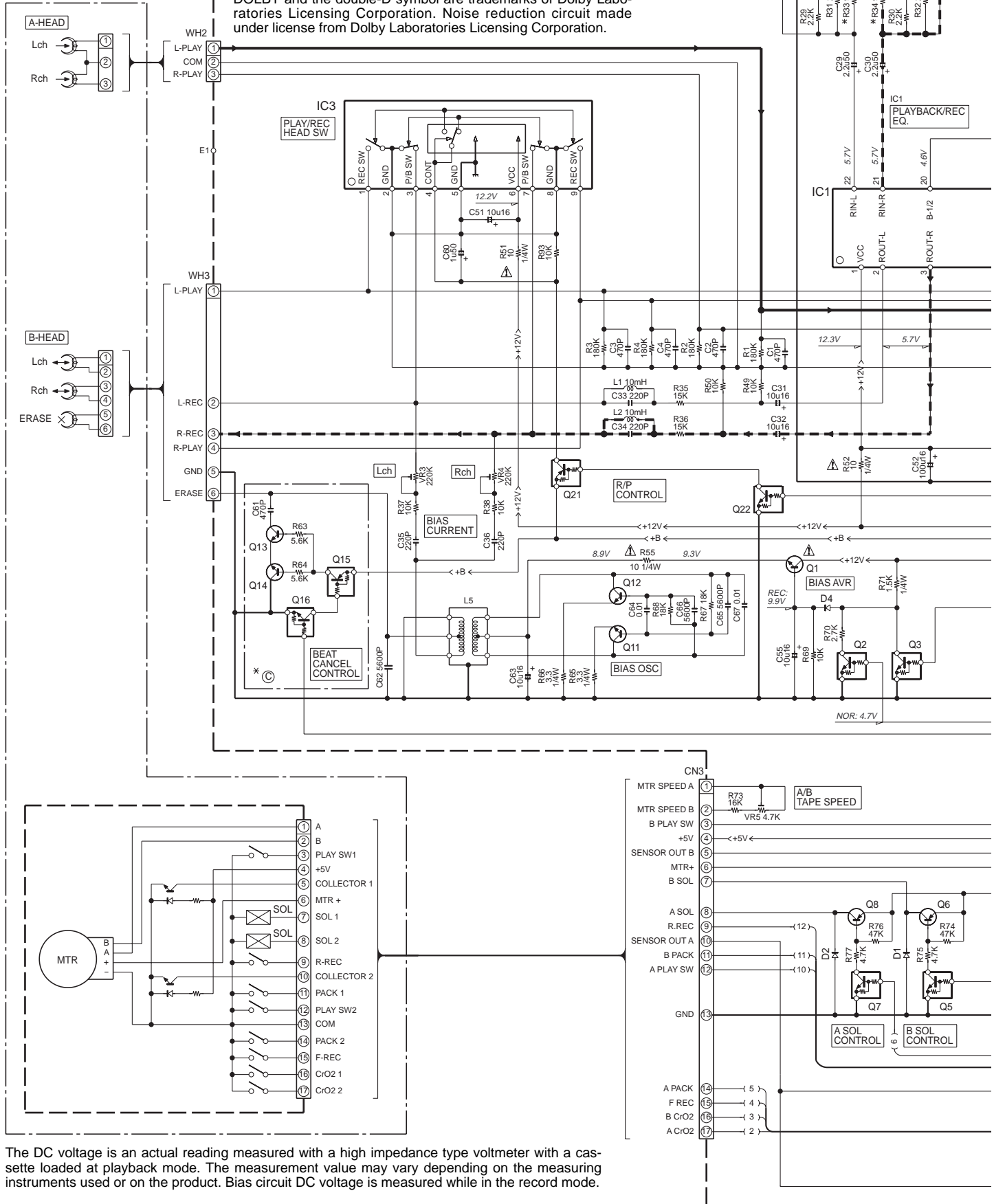
- IC1 : LA1837M
- IC2 : LC72131M
- TR1 : 2SK360
- TR2 : 2SC2714
- TR3 : 2SC2413
- TR4,13 : 2SC4081
- TR5 : 2SC2412
- TR6 : DTC144TKA
- TR7 : DTA114EKA
- TR9,10,14 : DTC143TUA
- TR11 : DTC114TUA
- D1 : KV1260TS2 or SVC342
- D2-4 : SVC220
- D5 : MTZ5.1B
- D6 : DA204K
- D8 : 1SS318

RECORD/PLAYBACK UNIT (X28-298X-XX)

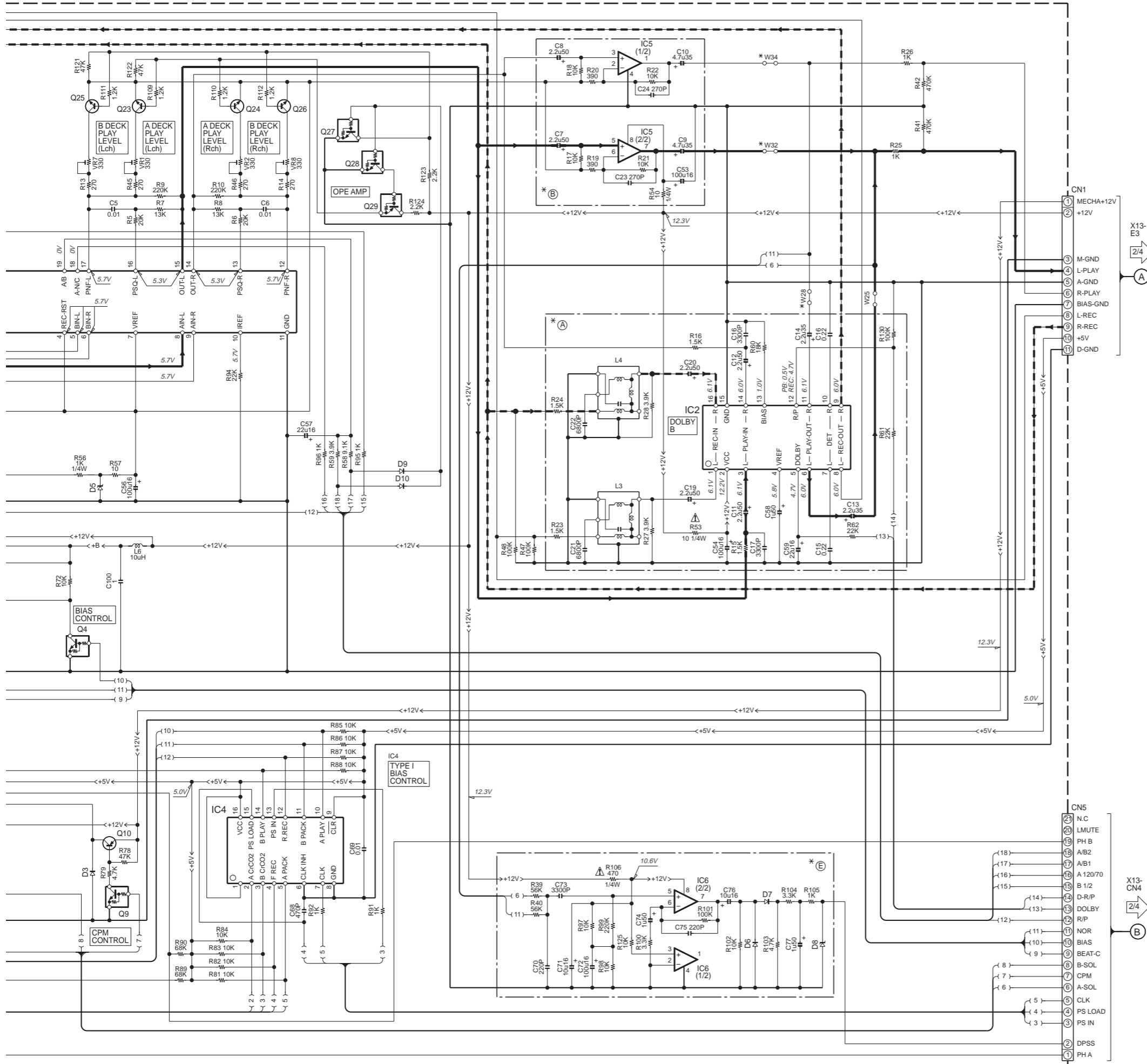
CAUTION: For continued safety, replace safety critical components only with manufacturer's recommended parts (refer to parts list). Δ indicates safety critical components. For continued protection against risk of fire, replace only with same type and rating fuse(s). To reduce the risk of electric shock, leakage-current or resistance measurements shall be carried out (exposed parts are acceptably insulated from the supply circuit) before the appliance is returned to the customer.

DOLBY and the double-D symbol are trademarks of Dolby Laboratories Licensing Corporation. Noise reduction circuit made under license from Dolby Laboratories Licensing Corporation.

CASSETTE MECHANISM (D40-1618-05)



The DC voltage is an actual reading measured with a high impedance type voltmeter with a cassette loaded at playback mode. The measurement value may vary depending on the measuring instruments used or on the product. Bias circuit DC voltage is measured while in the record mode.



RXD-A41 (X28-2980-11)

DESTINATION	UNIT No.	A	C	E	B	R33, 34	R113, 114	C25, 26	W16-19, 21, 25, 28	W32, 34
COUNTRY	ABB.									
U.S.A.	K	0-11	NO	YES	NO	YES	NO	YES	NO	YES
CANADA	P									

RXD-452 (X28-2980-11)

DESTINATION	UNIT No.	A	C	E	B	R33, 34	R113, 114	C25, 26	W16-19, 21, 25, 28	W32, 34
COUNTRY	ABB.									
U.S.A.	K	0-11	NO	YES	NO	YES	NO	YES	NO	YES
CANADA	P									
EUROPE	E									
JAPAN	J									

RXD-452E (X28-2980-11)

DESTINATION	UNIT No.	A	C	E	B	R33, 34	R113, 114	C25, 26	W16-19, 21, 25, 28	W32, 34
COUNTRY	ABB.									
EUROPE	E1	0-11	NO	YES	NO	YES	NO	YES	NO	YES

RXD-452W (X28-2983-82)

DESTINATION	UNIT No.	A	C	E	B	R33, 34	R113, 114	C25, 26	W16-19, 21, 25, 28	W32, 34
COUNTRY	ABB.									
RUSSIA	Q	3-82	NO	YES	NO	YES	NO	YES	NO	YES

RXD-A51 (X28-2980-10)

DESTINATION	UNIT No.	A	C	E	B	R33, 34	R113, 114	C25, 26	W16-19, 21, 25, 28	W32, 34
COUNTRY	ABB.									
U.S.A.	K	0-10	YES	NO	YES	NO	YES	NO	YES	NO
CANADA	P									

RXD-552 (X28-2980-10)

DESTINATION	UNIT No.	A	C	E	B	R33, 34	R113, 114	C25, 26	W16-19, 21, 25, 28	W32, 34
COUNTRY	ABB.									
U.S.A.	K	0-10	YES	NO	YES	NO	YES	NO	YES	NO
CANADA	P									
EUROPE	E									

RXD-572S (X28-2980-10)

DESTINATION	UNIT No.	A	C	E	B	R33, 34	R113, 114	C25, 26	W16-19, 21, 25, 28	W32, 34
COUNTRY	ABB.									
U.S.A.	K	0-10	YES	NO	YES	NO	YES	NO	YES	NO
CANADA	P									
EUROPE	E									

RXD-552E (X28-2980-10)

DESTINATION	UNIT No.	A	C	E	B	R33, 34	R113, 114	C25, 26	W16-19, 21, 25, 28	W32, 34
COUNTRY	ABB.									
EUROPE	E1	0-10	YES	NO	YES	NO	YES	NO	YES	NO

RXD-552W (X28-2983-81)

DESTINATION	UNIT No.	A	C	E	B	R33, 34	R113, 114	C25, 26	W16-19, 21, 25, 28	W32, 34
COUNTRY	ABB.									
RUSSIA	Q	3-81	YES	NO	YES	NO	YES	NO	YES	NO

RXD-402 (X28-2980-11)

DESTINATION	UNIT No.	A	C	E	B	R33, 34	R113, 114	C25, 26	W16-19, 21, 25, 28	W32, 34
COUNTRY	ABB.									
U.S.A.	K	0-11	NO	YES	NO	YES	NO	YES	NO	YES
CANADA	P									
EUROPE	E									
U.K.	T									

RXD-402E (X28-2980-11)

DESTINATION	UNIT No.	A	C	E	B	R33, 34	R113, 114	C25, 26	W16-19, 21, 25, 28	W32, 34
COUNTRY	ABB.									
EUROPE	E1	0-11	NO	YES	NO	YES	NO	YES	NO	YES

RXD-402W (X28-2983-82)

DESTINATION	UNIT No.	A	C	E	B	R33, 34	R113, 114	C25, 26	W16-19, 21, 25, 28	W32, 34
COUNTRY	ABB.									
RUSSIA	Q	3-82	NO	YES	NO	YES	NO	YES	NO	YES

RXD-502 (X28-2980-10)

DESTINATION	UNIT No.	A	C	E	B	R33, 34	R113, 114	C25, 26	W16-19, 21, 25, 28	W32, 34
COUNTRY	ABB.									
U.S.A.	K	0-10	YES	NO	YES	NO	YES	NO	YES	NO
CANADA	P									
EUROPE	E									

RXD-502E (X28-2980-10)

DESTINATION	UNIT No.	A	C	E	B	R33, 34	R113, 114	C25, 26	W16-19, 21, 25, 28	W32, 34
COUNTRY	ABB.									
EUROPE	E1	0-10	YES	NO	YES	NO	YES	NO	YES	NO

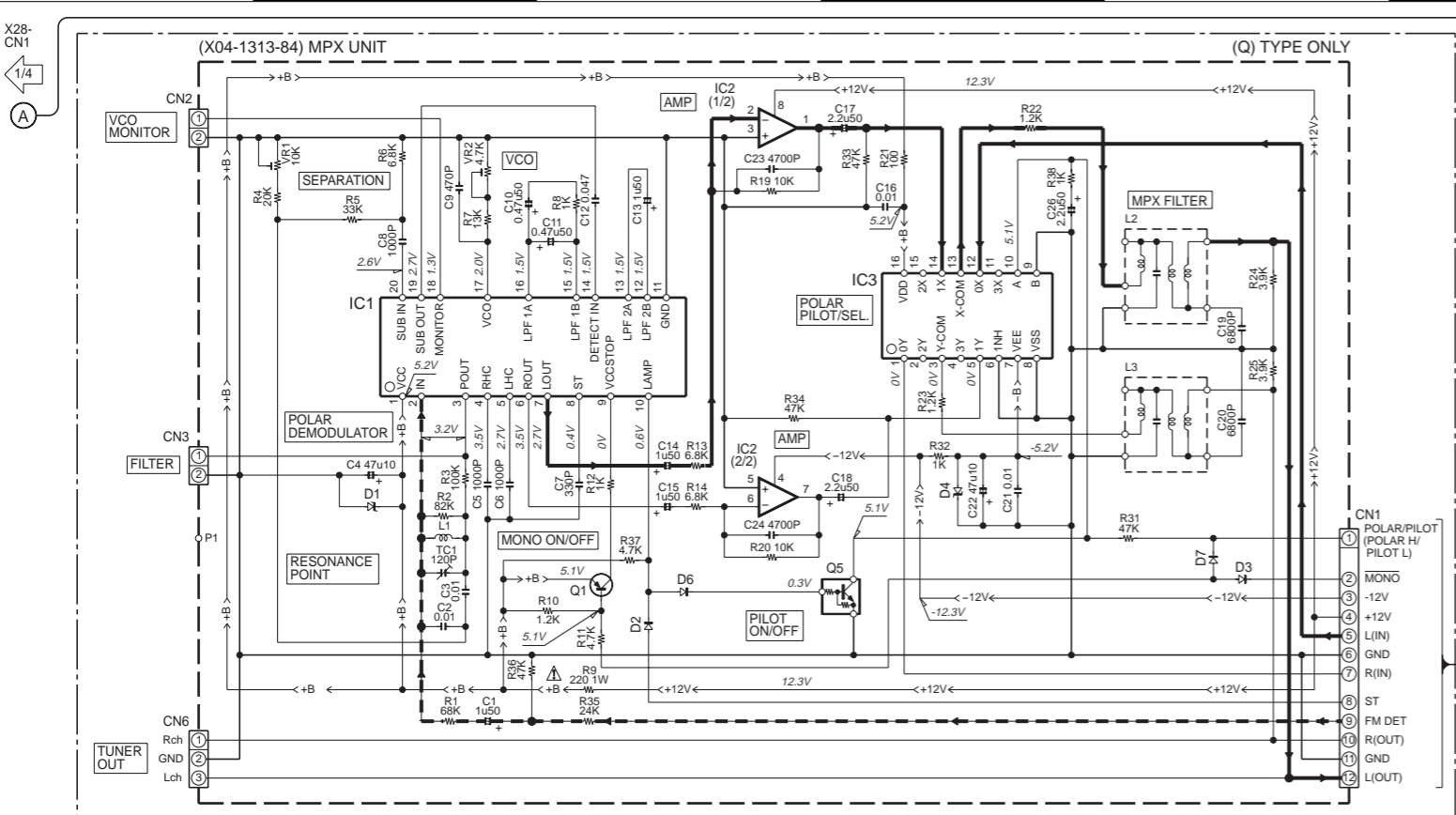
RXD-502W (X28-2983-81)

DESTINATION	UNIT No.	A	C	E	B	R33, 34	R113, 114	C25, 26	W16-19, 21, 25, 28	W32, 34
COUNTRY	ABB.									
RUSSIA	Q	3-81	YES	NO	YES	NO	YES	NO	YES	NO

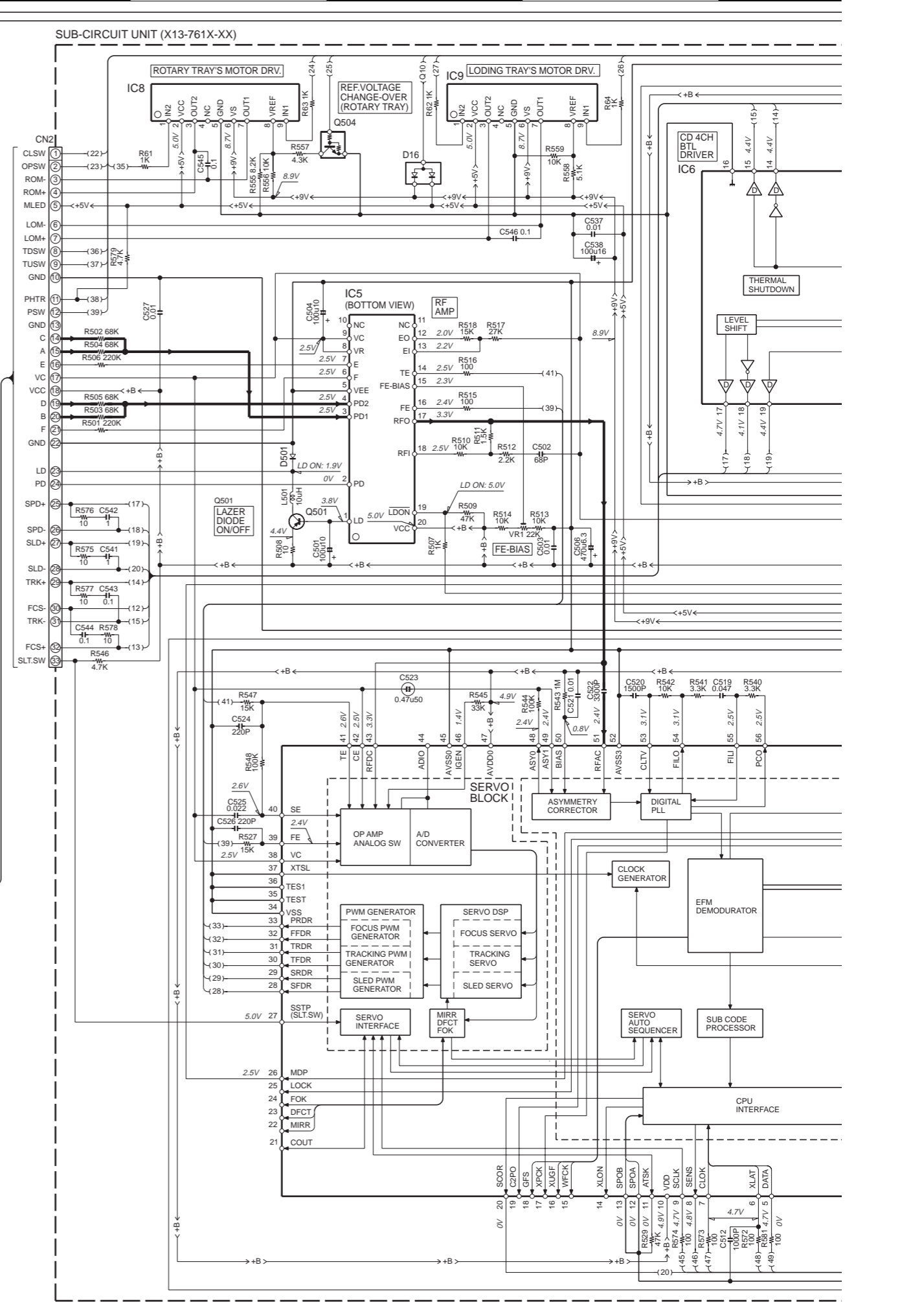
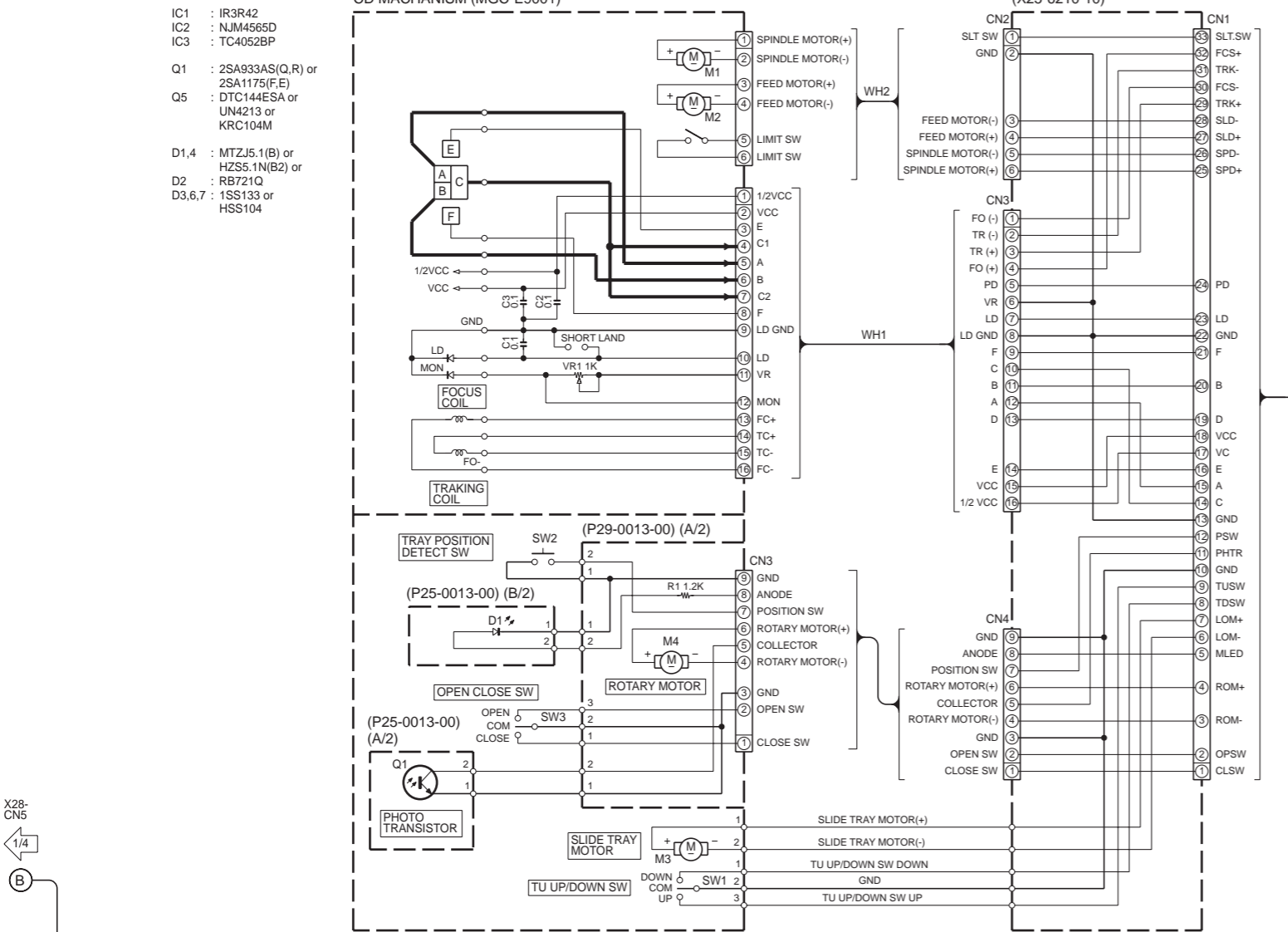
--- RECORDING LINE
 --- SIGNAL LINE
 --- GND LINE
 --- +B LINE
 --- -B LINE

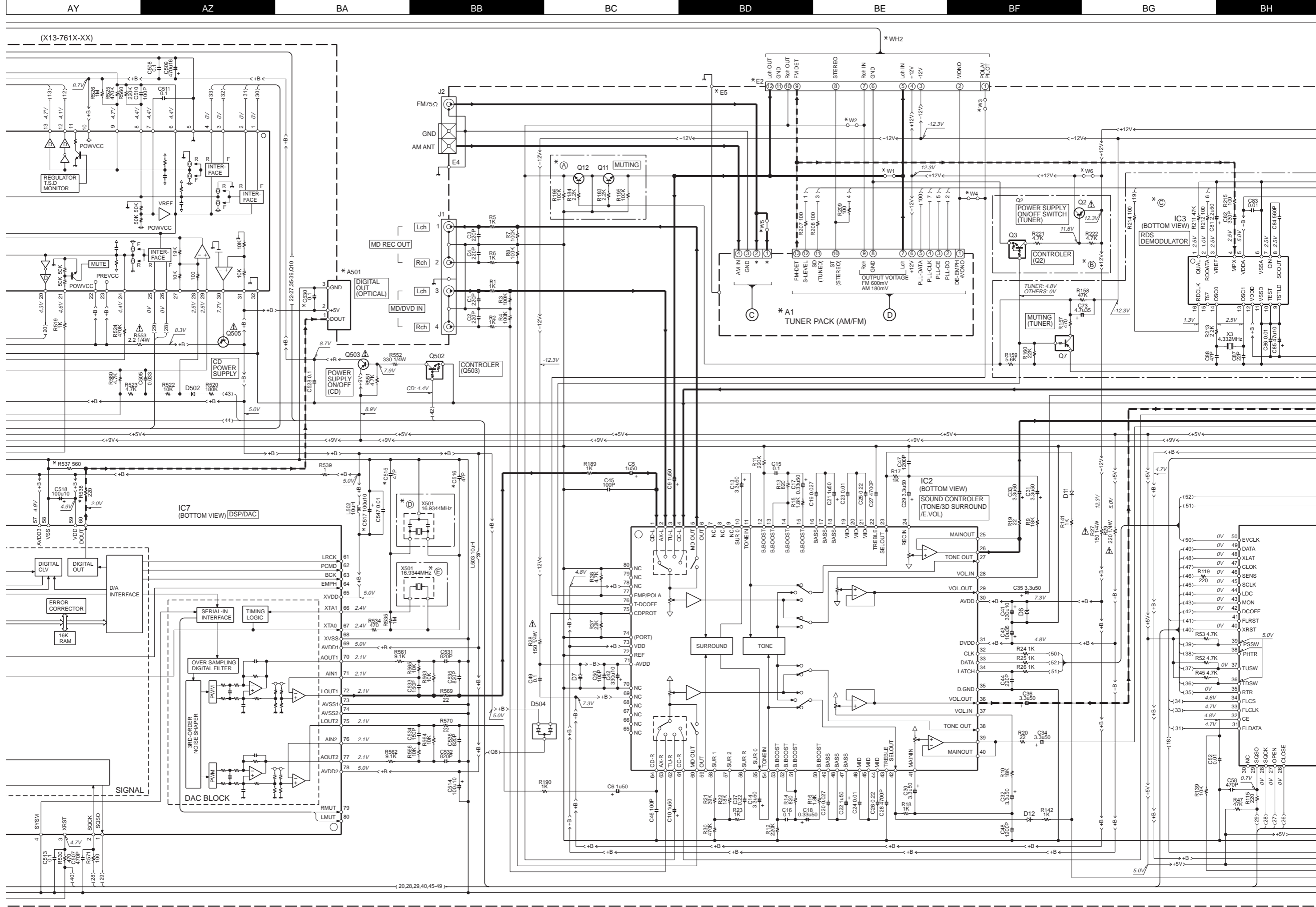
- IC1 : HA12219NT
 IC2 : HA12136A
 IC3 : BA3126N
 IC4 : HD74HC166P or TC74HC166AP
 IC5,6 : NJM4565L
 Q1 : KTC3205 or 2SC3904(R,S)
 Q2-5,7,9,16,22,27,28 : KRC103M or DTC124ESA
 Q6,8,10 : 2SA1286-T11
 Q11,12,23-26 : KTC3199(Y,GR) or 2SC2785(F,E)
 Q13,14 : 2SC1845(F,E)
 Q15,21,29 : KRA103M or DTA124ESA
 D1-4,6,7,9,10 : 1SS133 or HSS104A
 D5 : HZS5.6N(B2) or MTZJ5.6(B)
 D8 : HZS5.1N(B2) or MTZJ5.1(B)

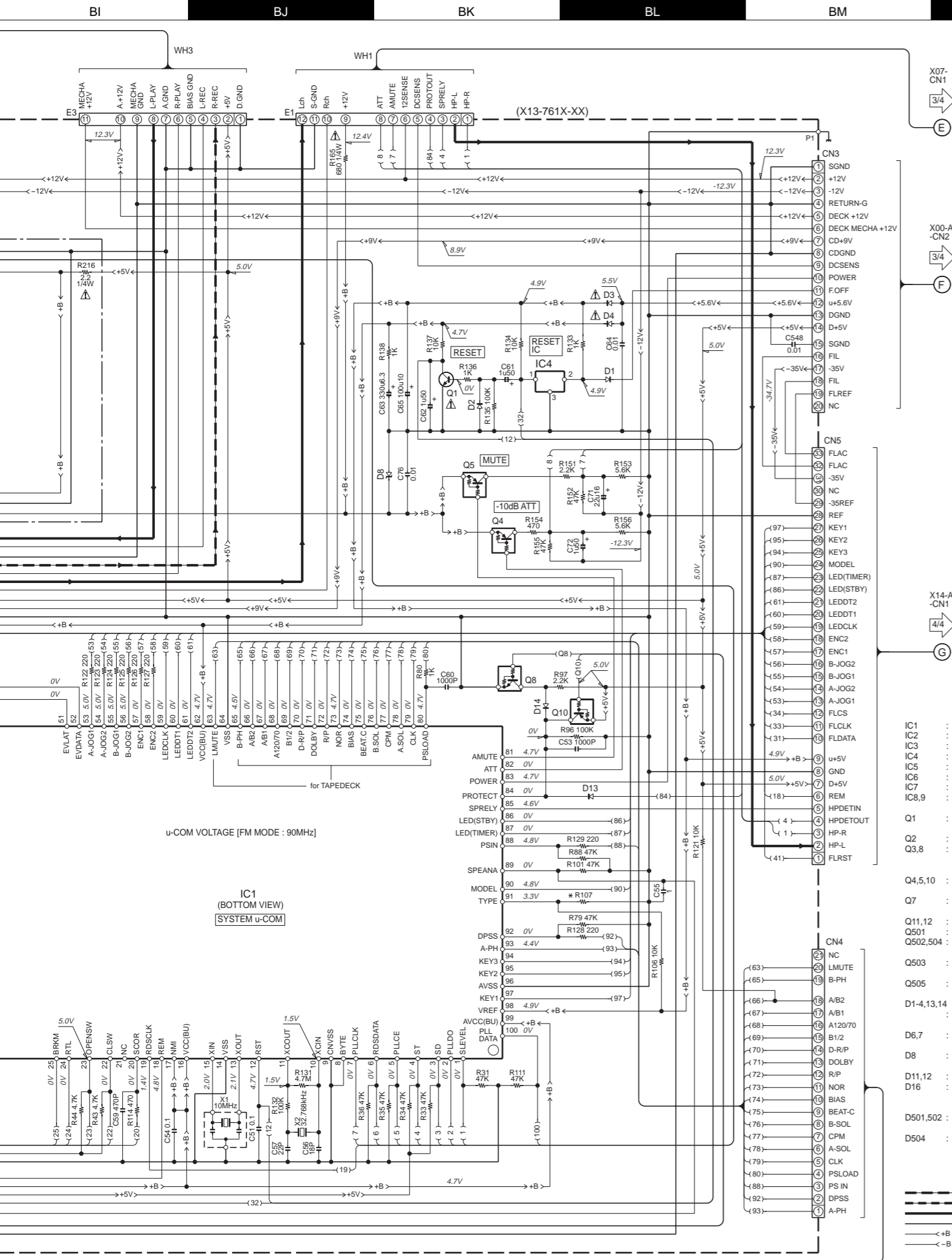
RXD-402/452/502/552/572S/A41/A51



- IC1 : IR3R42
- IC2 : NJM4565D
- IC3 : TC4052BP
- Q1 : 2SA933AS(Q,R) or 2SA1175(F,E)
- Q5 : DTC144ESA or UN4213 or KRC104M
- D1,4 : MTZJ5.1(B) or HZS5.1N(B2) or RB721Q
- D2 : RB721Q
- D3,6,7 : 1SS133 or HSS104







RXD-A41 (X13-7610-10)

DESTINATION	COUNTRY	ABB.	UNIT No.	(A)	(C)	(E)	(B)	(D)	R107	R537, 538	C515, 516, 530	C517	W1, 2, 4	W3, 5, 6	A1	A501	E2, 5	WH2
U.S.A.	K		0-10				NO	YES	91K	NO	NO	YES	YES	NO	W02-2673-05	NO	NO	NO
CANADA	P																	

RXD-452 (X13-761X-XX)

DESTINATION	COUNTRY	ABB.	UNIT No.	(A)	(C)	(E)	(B)	(D)	(E)	R107	R537, 538	C515, 516, 530	C517	W1, 2, 4	W3, 5, 6	A1	A501	E2, 5	WH2
JAPAN	J		0-01							2.7K									W02-2672-05
PX	Y																		
GENERAL MARKET	M		0-21		NO	YES			NO	39K	YES	YES	YES	NO	YES	NO			W02-2673-05
AUSTRALIA	X																		W02-2685-05
U.K.	T		0-51							13K									W02-2674-05
EUROPE	E		2-71	YES	NO					8.2K									W02-2674-05

RXD-452E (X13-7612-71)

DESTINATION	COUNTRY	ABB.	UNIT No.	(A)	(C)	(E)	(B)	(D)	R107	R537, 538	C515, 516, 530	C517	W1, 2, 4	W3, 5, 6	A1	A501	E2, 5	WH2	
EUROPE	E1		2-71	YES	NO				8.2K	YES	YES	NO	YES	NO	W02-2674-05	YES	NO	YES	NO

RXD-452W (X13-7613-81)

DESTINATION	COUNTRY	ABB.	UNIT No.	(A)	(C)	(E)	(B)	(D)	R107	R537, 538	C515, 516, 530	C517	W1, 2, 4	W3, 5, 6	A1	A501	E2, 5	WH2	
RUSSIA	Q		3-81	YES	NO				4.7K	YES	YES	NO	NO	YES	W02-2675-05	YES	YES	YES	

RXD-A51 (X13-7610-10)

DESTINATION	COUNTRY	ABB.	UNIT No.	(A)	(C)	(E)	(B)	(D)	R107	R537, 538	C515, 516, 530	C517	W1, 2, 4	W3, 5, 6	A1	A501	E2, 5	WH2
U.S.A.	K		0-10				NO	YES	91K	NO	NO	YES	YES	NO	W02-2673-05	NO	NO	NO
CANADA	P																	

RXD-552 (X13-761X-XX)

DESTINATION	COUNTRY	ABB.	UNIT No.	(A)	(C)	(E)	(B)	(D)	(E)	R107	R537, 538	C515, 516, 530	C517	W1, 2, 4	W3, 5, 6	A1	A501	E2, 5	WH2
GENERAL MARKET	M		0-21		NO	YES			NO	39K	YES	YES	YES	NO	YES	NO			W02-2673-05
AUSTRALIA	X																		W02-2685-05
U.K.	T		0-51							13K									W02-2674-05
EUROPE	E		2-71	YES	NO					8.2K									W02-2674-05

RXD-552E (X13-7612-71)

DESTINATION	COUNTRY	ABB.	UNIT No.	(A)	(C)	(E)	(B)	(D)	R107	R537, 538	C515, 516, 530	C517	W1, 2, 4	W3, 5, 6	A1	A501	E2, 5	WH2	
EUROPE	E1		2-71	YES	NO				8.2K	YES	YES	NO	YES	NO	W02-2674-05	YES	NO	YES	NO

RXD-552W (X13-7613-81)

DESTINATION	COUNTRY	ABB.	UNIT No.	(A)	(C)	(E)	(B)	(D)	R107	R537, 538	C515, 516, 530	C517	W1, 2, 4	W3, 5, 6	A1	A501	E2, 5	WH2	
RUSSIA	Q		3-81	YES	NO				4.7K	YES	YES	NO	NO	YES	W02-2675-05	YES	YES	YES	

RXD-572S (X13-7610-22)

DESTINATION	COUNTRY	ABB.	UNIT No.	(A)	(C)	(E)	(B)	(D)	R107	R537, 538	C515-517, 530	C517	W1, 2, 4	W3, 5, 6	A1	A501	E2, 5	WH2	
GENERAL MARKET	M1		0-22		NO	YES			22K	YES	YES	YES	NO	YES	NO	W02-2676-05	YES	NO	NO

RXD-402 (X13-761X-XX)

DESTINATION	COUNTRY	ABB.	UNIT No.	(A)	(C)	(E)	(B)	(D)	R107	R537, 538	C515, 516, 530	C517	W1, 2, 4	W3, 5, 6	A1	A501	E2, 5	WH2	
U.S.A.	K		0-10				NO	YES	91K	NO	NO	YES	YES	NO	W02-2673-05	NO	NO	NO	
CANADA	P																		
U.K.	T		0-51							13K									W02-2685-05
EUROPE	E		2-71	YES	NO				8.2K	YES	YES	NO			NO	YES			W02-2674-05

RXD-402E (X13-7612-71)

DESTINATION	COUNTRY	ABB.	UNIT No.	(A)	(C)	(E)	(B)	(D)	R107	R537, 538	C515, 516, 530	C517	W1, 2, 4	W3, 5, 6	A1	A501	E2, 5	WH2	
EUROPE	E1		2-71	YES	NO				8.2K	YES	YES	NO	YES	NO	W02-2674-05	YES	NO	YES	NO

RXD-402W (X13-7613-81)

DESTINATION	COUNTRY	ABB.	UNIT No.	(A)	(C)	(E)	(B)	(D)	R107	R537, 538	C515, 516, 530	C517	W1, 2, 4	W3, 5, 6	A1	A501	E2, 5	WH2	
RUSSIA	Q		3-81	YES	NO				4.7K	YES	YES	NO	NO	YES	W02-2675-05	YES	YES	YES	

RXD-502 (X13-761X-XX)

DESTINATION	COUNTRY	ABB.	UNIT No.	(A)	(C)	(E)	(B)	(D)	R107	R537, 538	C515, 516, 530	C517	W1, 2, 4	W3, 5, 6	A1	A501	E2, 5	WH2	
U.S.A.	K		0-10				NO	YES	91K	NO	NO	YES	YES	NO	W02-2673-05	NO	NO	NO	
CANADA	P																		
U.K.	T		0-51																W02-2685-05
EUROPE	E		2-71	YES	NO				8.2K	YES	YES	NO			NO	YES			W02-2674-05

RXD-502E (X13-7612-71)

DESTINATION	COUNTRY	ABB.	UNIT No.	(A)	(C)	(E)	(B)	(D)	R107	R537, 538	C515, 516, 530	C517	W1, 2, 4	W3, 5, 6	A1	A501	E2, 5	WH2	
EUROPE	E1		2-71	YES	NO				8.2K	YES	YES	NO	YES	NO	W02-2674-05	YES	NO	YES	NO

RXD-502W (X13-7613-81)


DESTINATION	COUNTRY	ABB.	UNIT No.	(A)	(C)	(E)	(B)	(D)	R107	R537, 538	C515, 516, 530	C517	W1, 2, 4	W3, 5, 6	A1	A501	E2, 5	WH2	
RUSSIA	Q		3-81	NO				YES	4.7K	YES	YES	NO	NO	YES	W02-2675-05	YES	YES	YES	

- RXD-A41/452/452E/452W (2/4)
- RXD-A51/552/552E/552W/572S (2/4)
- RXD-402/402E/402W (2/4)
- RXD-502/502E/502W (2/4)

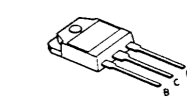
The DC voltage is an actual reading measured with a high impedance type voltmeter as the AM/FM signal generator is specified to the conditions as shown in the list below. The measurement value may vary depending on the measuring instruments used or on the product. The value shown in () is actual reading measured in the AM made.

MODE	CARRIER	MODULATION		ANT INPUT
		FREQUENCY	DEVIATION	
FM	98MHz	1kHz	STEREO 67.5kHz 7.5kHz(Pilot)	60dB
AM	1000(999)kHz	400Hz	MONO 30% MOD	60dB

- 2SA1286-T11
- 2SA1534A
- 2SA954
- 2SA992
- 2SC1845
- 2SC2878
- 2SC3940A




- 2SB1624
- 2SB1624A
- 2SD2493
- 2SD2493A




- 2SB1659



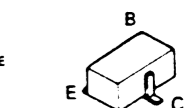
- 2SA1175
- 2SC2785



- DTA124ESA
- DTC124ESA
- DTC143TSA

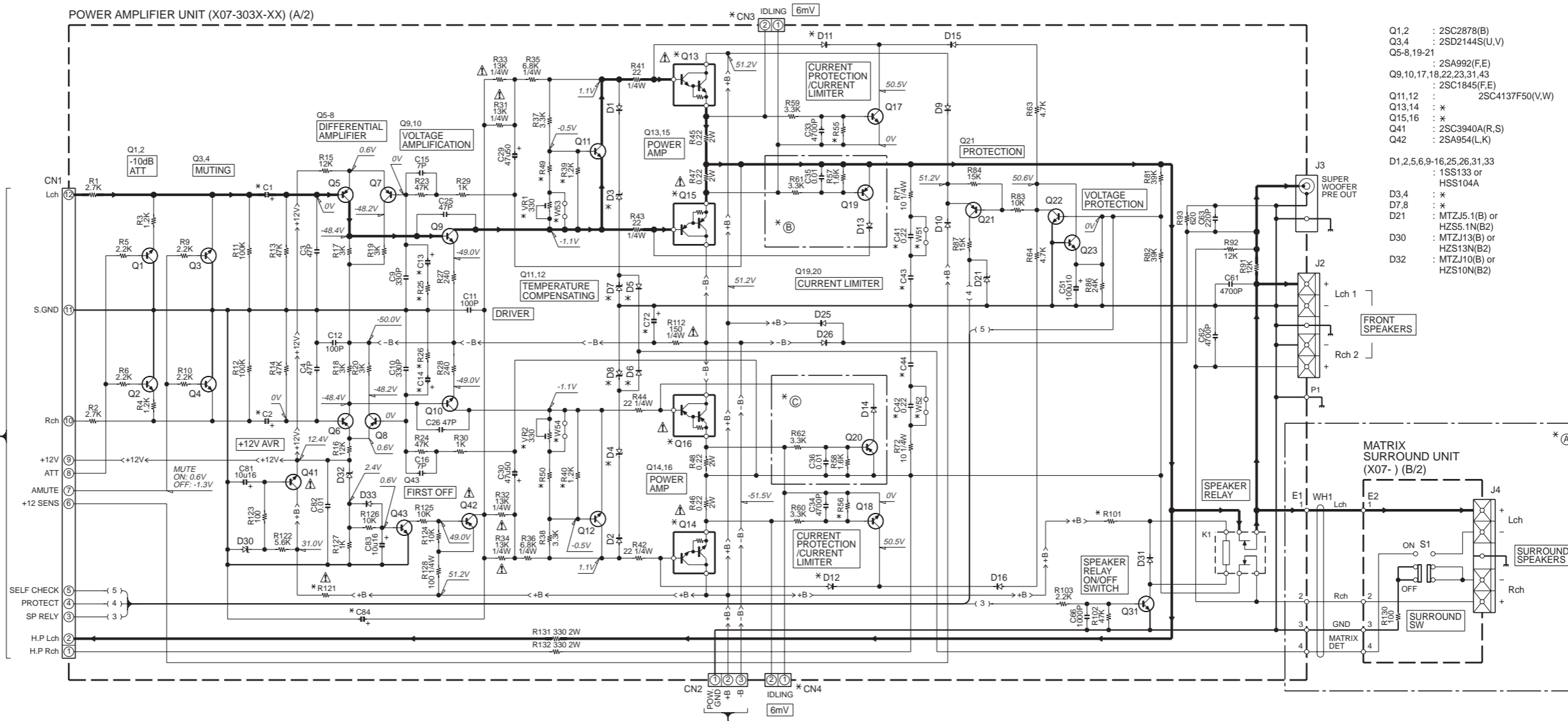


- KRC103S
- UN5116
- UN5119
- UN5219



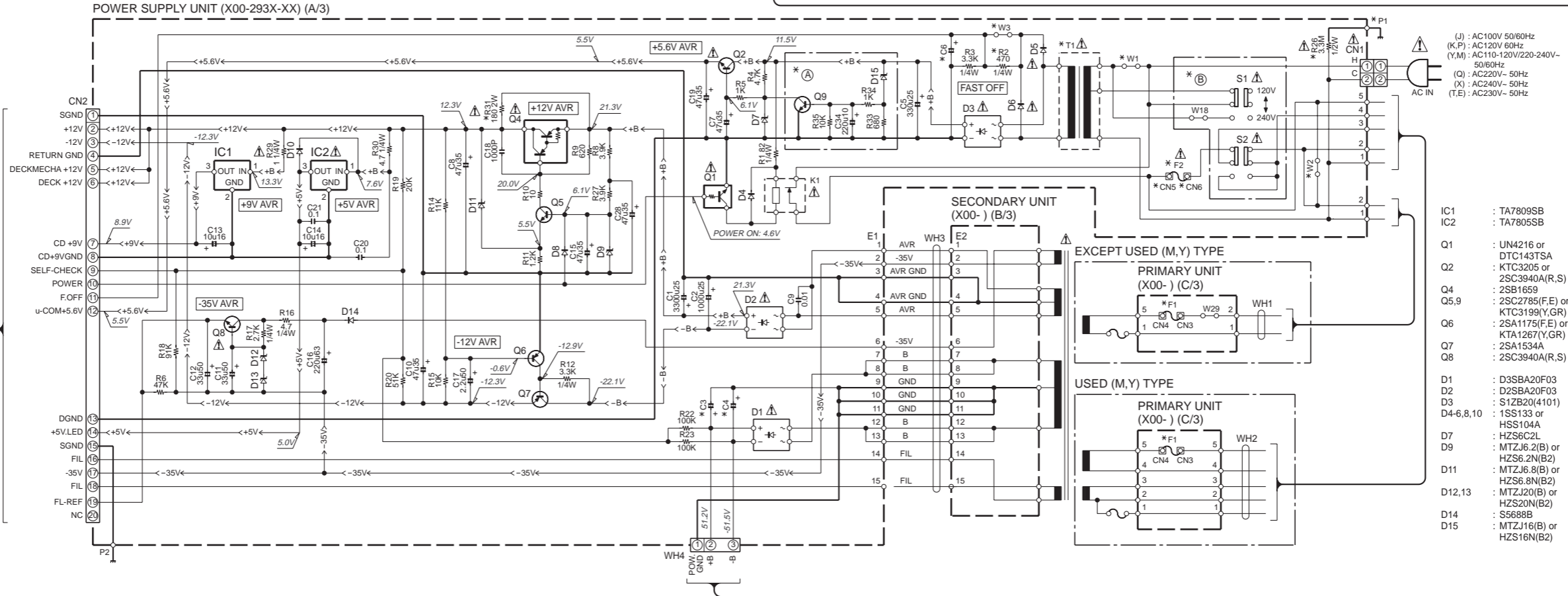
RXD-402/452/502/552/572S/A41/A51

POWER AMPLIFIER UNIT (X07-303X-XX) (A/2)



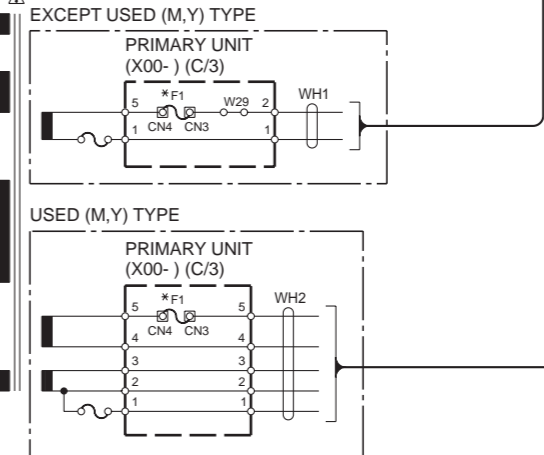
- Q1,2 : 2SC2878(B)
- Q3,4 : 2SD2144S(U,V)
- Q5-8,19-21 : 2SA992(F,E)
- Q9,10,17,18,22,23,31,43 : 2SC1845(F,E)
- Q11,12 : 2SC4137F50(V,W)
- Q13,14 : *
- Q15,16 : *
- Q41 : 2SC3940A(R,S)
- Q42 : 2SA954(L,K)

POWER SUPPLY UNIT (X00-293X-XX) (A/3)



- (J) : AC100V 50/60Hz
- (K, P) : AC120V 60Hz
- (Y, M) : AC110-120V/220-240V-50/60Hz
- (Q) : AC220V-50Hz
- (X) : AC240V-50Hz
- (T, E) : AC230V-50Hz

- IC1 : TA7809SB
- IC2 : TA7805SB
- Q1 : UN4216 or DTC143TSA
- Q2 : KTC3205 or 2SC3940A(R,S)
- Q4 : 2SB1659
- Q5,9 : 2SC2785(F,E) or KTC3199(Y,GR)
- Q6 : 2SA1175(F,E) or KTA1267(Y,GR)
- Q7 : 2SA1534A
- Q8 : 2SC3940A(R,S)
- D1 : D3SBA20F03
- D2 : D2SBA20F03
- D3 : S12B20(4101)
- D4-6,8,10 : 1SS133 or HSS104A
- D7 : HZS6C2L
- D9 : MTZJ6.2(B) or HZS6.2N(B2)
- D11 : MTZJ6.8(B) or HZS6.8N(B2)
- D12,13 : MTZJ20(B) or HZS20N(B2)
- D14 : S5688B
- D15 : MTZJ16(B) or HZS16N(B2)



DESTINATION		UNIT No.	A	B	C	R25, 26	R39, 40	R49, 50	R55, 56	R101	R121	C1, 2	C13, 14	C41, 42	C43, 44	C72	D3,4	D5,6, 11,12	D7,8	W51, 52	W53, 54	Q13,14	Q15,16	VR1, 2	CN3, 4
COUNTRY	ABB.																								
U.S.A.	K	0-11	NO			680	YES	47K	1.3K	1K 2W	680 2W	1	4.7u35	YES	0.22	47u50	MTZJ18(B) or HZS18N(B2)	NO	MTZJ13(B) or HZS13N(B2)	NO	YES	2SD2493	2SB1624	NO	NO
CANADA	P																								

DESTINATION		UNIT No.	A	B	C	R25, 26	R39, 40	R49, 50	R55, 56	R101	R121	C1, 2	C13, 14	C41, 42	C43, 44	C72	D3,4	D5, 6	D7,8	D11, 12	W51, 52	W53, 54	Q13,14	Q15,16	VR1, 2	CN3, 4	
COUNTRY	ABB.																										
U.K.	T	0-11	NO			680	YES	47K	1.3K	1K 2W	680 2W	1	4.7u35	YES	0.22	47u50	MTZJ18(B) or HZS18N(B2)	NO	MTZJ13(B) or HZS13N(B2)	NO	NO	YES	2SD2493	2SB1624	NO	NO	
EUROPE	E																										
JAPAN	J																										
PX	Y	0-22	YES			680	YES	47K	1.3K	1K 2W	680 2W	1	4.7u35	YES	0.22	47u50	MTZJ18(B) or HZS18N(B2)	YES	MTZJ13(B) or HZS13N(B2)	NO	NO	YES	2SD2493	2SB1624	NO	NO	
GENERAL MARKET	M																										
AUSTRALIA	X																										

DESTINATION		UNIT No.	A	B	C	R25, 26	R39, 40	R49, 50	R55, 56	R101	R121	C1, 2	C13, 14	C41, 42	C43, 44	C72	D3,4	D5,6, 11,12	D7,8	W51, 52	W53, 54	Q13,14	Q15,16	VR1, 2	CN3, 4
COUNTRY	ABB.																								
EUROPE	E1	0-11	NO			680	YES	47K	1.3K	1K 2W	680 2W	1	4.7u35	YES	0.22	47u50	MTZJ18(B) or HZS18N(B2)	NO	MTZJ13(B) or HZS13N(B2)	NO	YES	2SD2493	2SB1624	NO	NO

DESTINATION		UNIT No.	A	B	C	R25, 26	R39, 40	R49, 50	R55, 56	R101	R121	C1, 2	C13, 14	C41, 42	C43, 44	C72	D3,4	D5,6, 11,12	D7,8	W51, 52	W53, 54	Q13,14	Q15,16	VR1, 2	CN3, 4
COUNTRY	ABB.																								
RUSSIA	Q	0-11	NO			680	YES	47K	1.3K	1K 2W	680 2W	1	4.7u35	YES	0.22	47u50	MTZJ18(B) or HZS18N(B2)	NO	MTZJ13(B) or HZS13N(B2)	NO	YES	2SD2493	2SB1624	NO	NO

DESTINATION		UNIT No.	A	B	C	R25, 26	R39, 40	R49, 50	R55, 56	R101	R121	C1, 2	C13, 14	C41, 42	C43, 44	C72	D3,4	D5, 6	D7,8	D11, 12	W51, 52	W53, 54	Q13,14	Q15,16	VR1, 2	CN3, 4
COUNTRY	ABB.																									
U.S.A.	K	0-10	NO	YES		470	NO	1K	1.2K	1.5K 2W	1K 2W	0.1	10u35	NO	0.1	47u63	MTZJ20(B) or HZS20N(B2)	NO	MTZJ16(B) or HZS16N(B2)	YES	YES	NO	2SD2493A	2SB1624A	YES	YES
CANADA	P																									

DESTINATION		UNIT No.	A	B	C	R25, 26	R39, 40	R49, 50	R55, 56	R101	R121	C1, 2	C13, 14	C41, 42	C43, 44	C72	D3,4	D5,6, 11,12	D7,8	W51, 52	W53, 54	Q13,14	Q15,16	VR1, 2	CN3, 4
COUNTRY	ABB.																								
PX	Y	0-21	YES	470	YES	47K	1.3K	1.2K 2W	1K 2W	0.1	10u35	YES	0.22	47u63	MTZJ20(B) or HZS20N(B2)	YES	MTZJ16(B) or HZS16N(B2)	NO	YES	2SD2493A	2SB1624A	NO	NO		
GENERAL MARKET	M																								
AUSTRALIA	X																								
U.K.	T																								
EUROPE	E																								

DESTINATION		UNIT No.	A	B	C	R25, 26	R39, 40	R49, 50	R55, 56	R101	R121	C1, 2	C13, 14	C41, 42	C43, 44	C72	D3,4	D5,6, 11,12	D7,8	W51, 52	W53, 54	Q13,14	Q15,16	VR1, 2	CN3, 4
COUNTRY	ABB.																								
EUROPE	E1	0-21	YES	470	YES	47K	1.3K	1.2K 2W	1K 2W	0.1	10u35	YES	0.22	47u63	MTZJ20(B) or HZS20N(B2)	YES	MTZJ16(B) or HZS16N(B2)	NO	YES	2SD2493A	2SB1624A	NO	NO		

DESTINATION		UNIT No.	A	B	C	R25, 26	R39, 40	R49, 50	R55, 56	R101	R121	C1, 2	C13, 14	C41, 42	C43, 44	C72	D3,4	D5,6, 11,12	D7,8	W51, 52	W53, 54	Q13,14	Q15,16	VR1, 2	CN3, 4
COUNTRY	ABB.																								
RUSSIA	Q	0-21	YES	470	YES	47K	1.3K	1.2K 2W	1K 2W	0.1	10u35	YES	0.22	47u63	MTZJ20(B) or HZS20N(B2)	YES	MTZJ16(B) or HZS16N(B2)	NO	YES	2SD2493A	2SB1624A	NO	NO		

DESTINATION		UNIT No.	A	B	C	R25, 26	R39, 40	R49, 50	R55, 56	R101	R121	C1, 2	C13, 14	C41, 42	C43, 44	C72	D3,4	D5,6, 11,12	D7,8	W51, 52	W53, 54	Q13,14	Q15,16	VR1, 2	CN3, 4
COUNTRY	ABB.																								
GENERAL MARKET	M1	0-21	YES	470	YES	47K	1.3K	1.2K 2W	1K 2W	0.1	10u35	YES	0.22	47u63	MTZJ20(B) or HZS20N(B2)	YES	MTZJ16(B) or HZS16N(B2)	NO	YES	2SD2493A	2SB1624A	NO	NO		

DESTINATION		UNIT No.	A	B	C	R25, 26	R39, 40	R49, 50	R55, 56	R101	R121	C1, 2	C13, 14	C41, 42	C43, 44	C72	D3,4	D5,6, 11,12	D7,8	W51, 52	W53, 54	Q13,14	Q15,16	VR1, 2	CN3, 4
COUNTRY	ABB.																								
U.S.A.	K	0-11	NO	680	YES	47K	1.3K	1K 2W	680 2W	1	4.7u35	YES	0.22	47u50	MTZJ18(B) or HZS18N(B2)	NO	MTZJ13(B) or HZS13N(B2)	NO	YES	2SD2493	2SB1624	NO	NO		
CANADA	P																								
U.K.	T																								
EUROPE	E																								

DESTINATION		UNIT No.	A	B	C	R25, 26	R39, 40	R49, 50	R55, 56	R101	R121	C1, 2	C13, 14	C41, 42	C43, 44	C72	D3,4	D5,6, 11,12	D7,8	W51, 52	W53, 54	Q13,14	Q15,16	VR1, 2	CN3, 4
COUNTRY	ABB.																								
EUROPE	E1	0-11	NO	680	YES	47K	1.3K	1K 2W	680 2W	1	4.7u35	YES	0.22	47u50	MTZJ18(B) or HZS18N(B2)	NO	MTZJ13(B) or HZS13N(B2)	NO	YES	2SD2493	2SB1624	NO	NO		

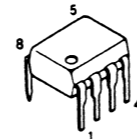
DESTINATION		UNIT No.	A	B	C	R25, 26	R39, 40	R49, 50	R55, 56	R101	R121	C1, 2	C13, 14	C41, 42	C43, 44	C72	D3,4	D5,6, 11,12	D7,8	W51, 52	W53, 54	Q13,14	Q15,16	VR1, 2	CN3, 4
COUNTRY	ABB.																								
RUSSIA	Q	0-11	NO	680	YES	47K	1.3K	1K 2W	680 2W	1	4.7u35	YES	0.22	47u50	MTZJ18(B) or HZS18N(B2)	NO	MTZJ13(B) or HZS13N(B2)	NO	YES	2SD2493	2SB1624	NO	NO		

DESTINATION		UNIT No.	A	B	C	R25, 26	R39, 40	R49, 50	R55, 56	R101	R121	C1, 2	C13, 14	C41, 42	C43, 44	C72	D3,4	D5, 6	D7,8	D11, 12	W51, 52	W53, 54	Q13,14	Q15,16	VR1, 2	CN3, 4
COUNTRY	ABB.																									
U.S.A.	K	0-10	NO	YES		470	NO	1K	1.2K	1.5K 2W	1K 2W	0.1	10u35	NO	0.1	47u63	MTZJ20(B) or HZS20N(B2)	NO	MTZJ16(B) or HZS16N(B2)	YES	YES	NO	2SD2493A	2SB1624A	YES	YES
CANADA	P																									
EUROPE	E	0-21	YES	470	YES	47K	1.3K	1.2K 2W	1K 2W	0.1	10u35	YES	0.22	47u63	MTZJ20(B) or HZS20N(B2)	YES	MTZJ16(B) or HZS16N(B2)	NO	YES	2SD2493A	2SB1624A	NO	NO			

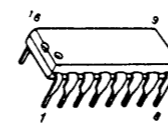
DESTINATION		UNIT No.	A	B	C	R25, 26	R39, 40	R49, 50	R55, 56	R101	R121	C1, 2	C13, 14	C41, 42	C43, 44	C72	D3,4	D5,6, 11,12	D7,8	W51, 52	W53, 54	Q13,14	Q15,16	VR1, 2	CN3, 4
COUNTRY	ABB.																								
EUROPE	E1	0-21	YES	470	YES	47K	1.3K	1.2K 2W	1K 2W	0.1	10u35	YES	0.22	47u63	MTZJ20(B) or HZS20N(B2)	YES	MTZJ16(B) or HZS16N(B2)	NO	YES	2SD2493A	2SB1624A	NO	NO		

DESTINATION		UNIT No.	A	B	C	R25, 26	R39, 40	R49, 50	R55, 56	R101	R121	C1, 2	C13, 14	C41, 42	C43, 44	C72	D3,4	D5,6, 11,12	D7,8	W51, 52	W53, 54	Q13,14	Q15,16	VR1, 2	CN3, 4
COUNTRY	ABB.																								
RUSSIA	Q	0-21	YES	470	YES	47K	1.3K	1.2K 2W	1K 2W	0.1	10u35	YES	0.22	47u63	MTZJ20(B) or HZS20N(B2)	YES	MTZJ16(B) or HZS16N(B2)	NO	YES	2SD2493A	2SB1624A	NO	NO		

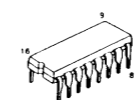
NJM4565D



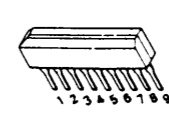
BU2090



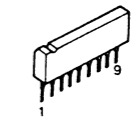
HA12136A
TC4052BP
TC74HC166AP



TA8409S



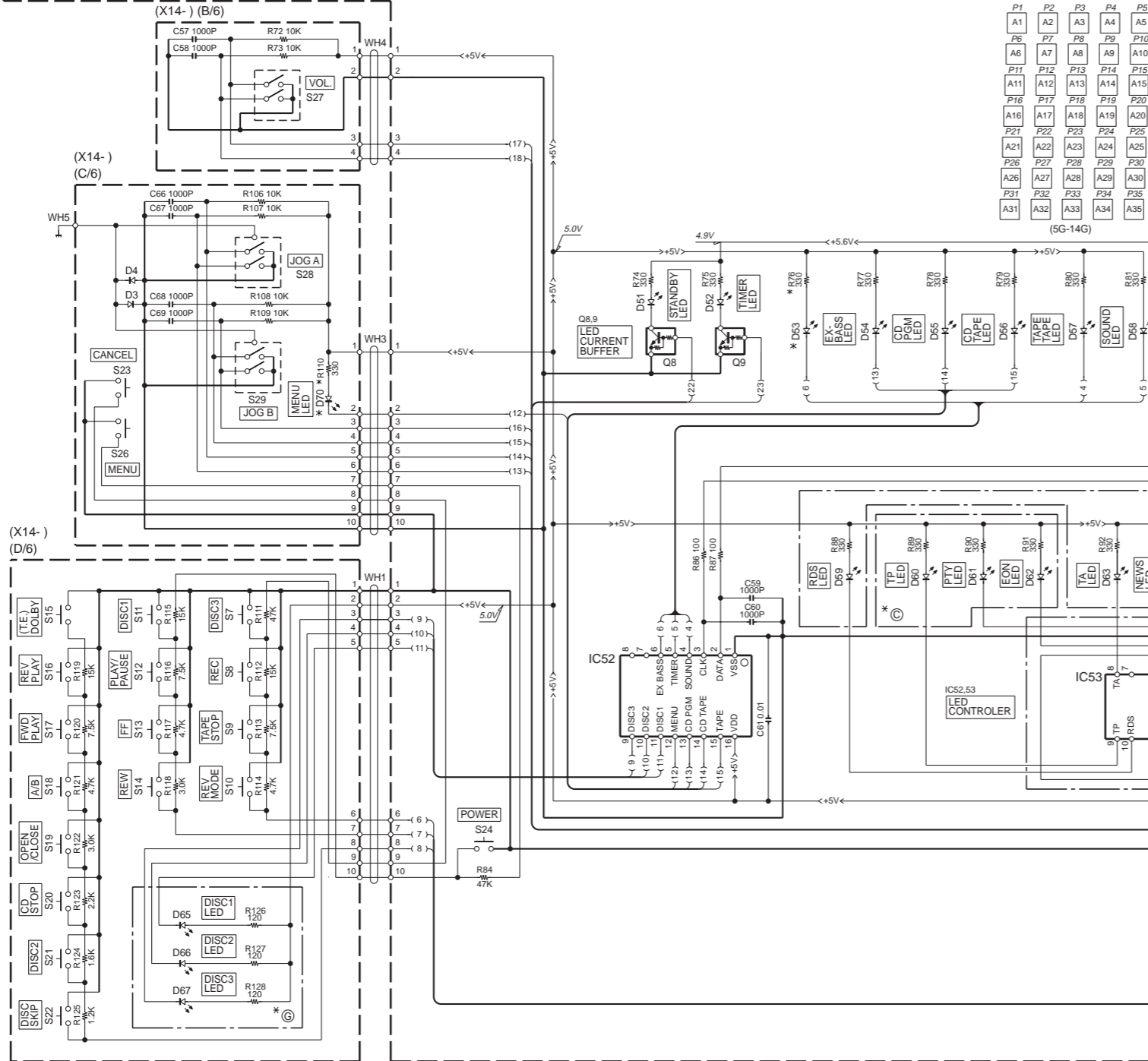
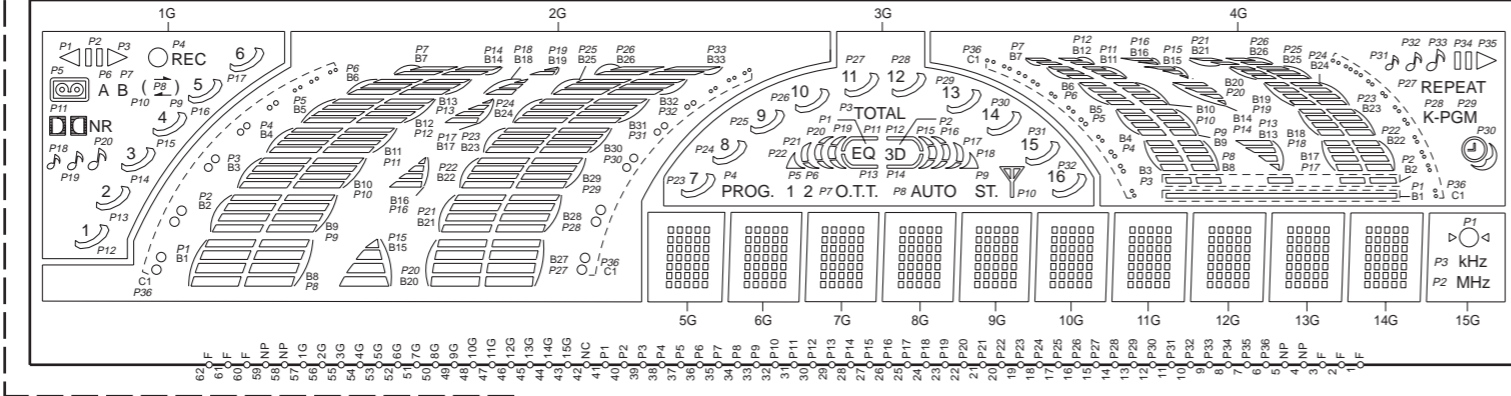
BA3126N



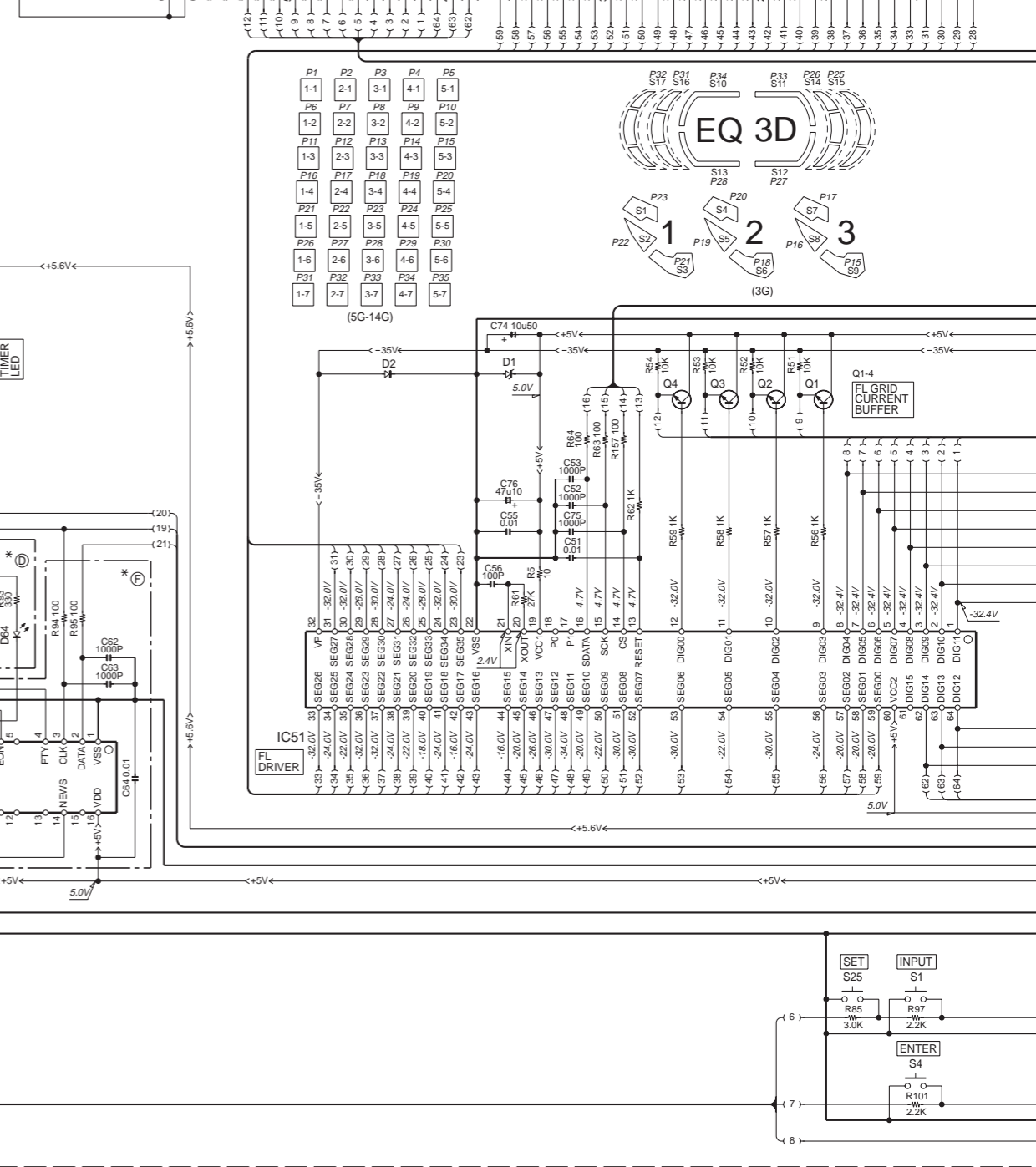
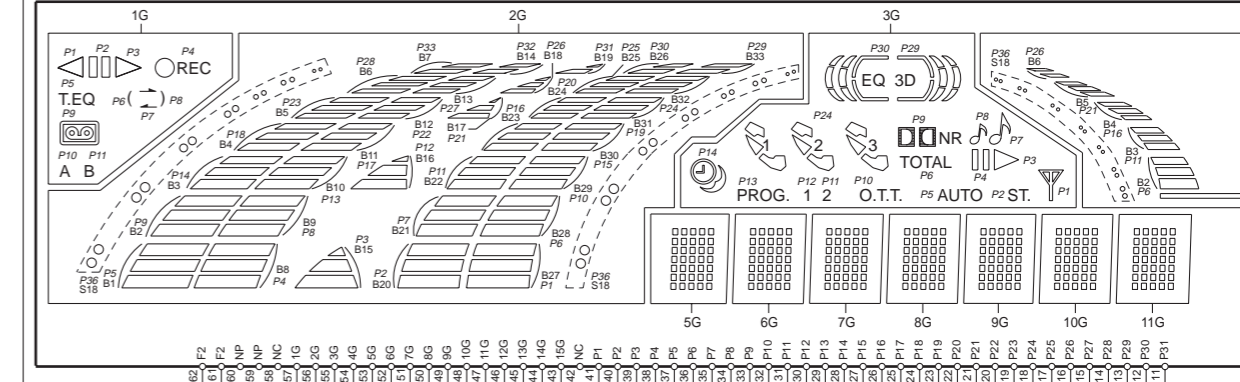
X13-
CN5
2/4
G

DISPLAY UNIT (X14-493X-XX) (A/6)

*ED1 BIG (SVA-15MM13)



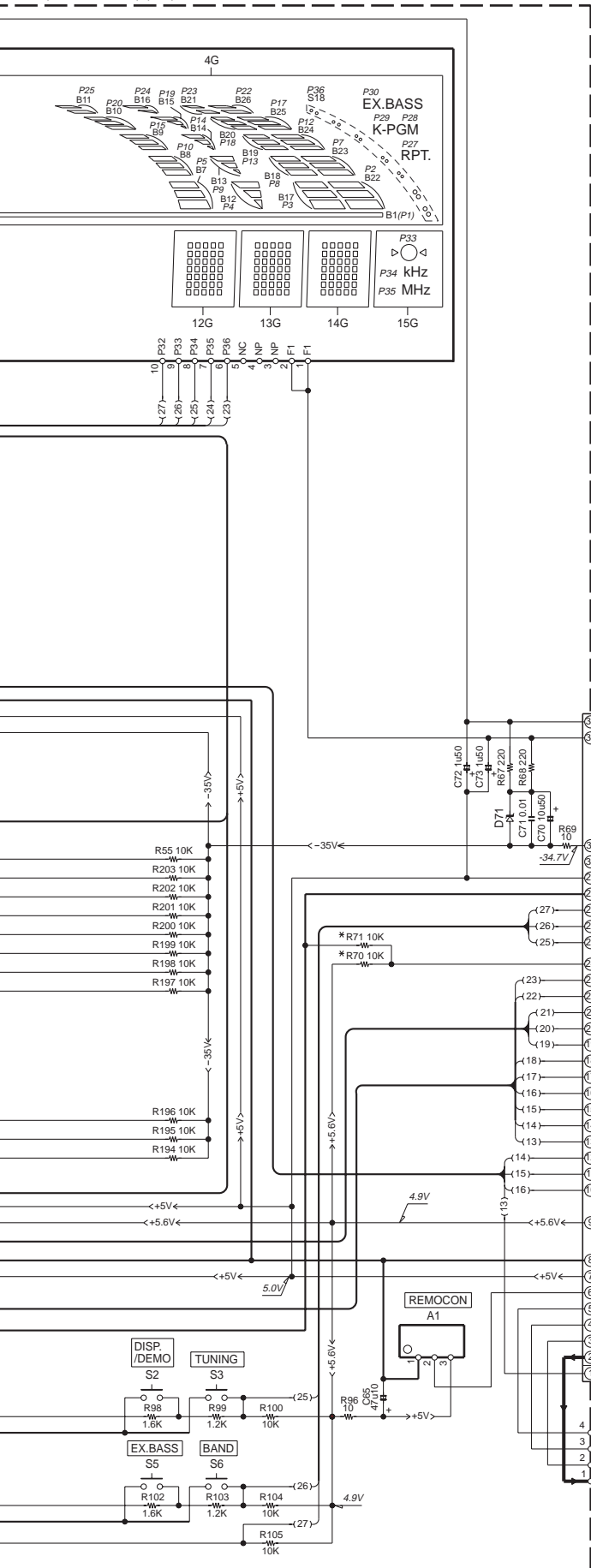
*ED1 SMALL (BJ665GK)



CAUTION: For continued safety, replace safety critical components only with manufacturer's recommended parts (refer to parts list). Δ indicates safety critical components. For continued protection against risk of fire, replace only with same type and rating fuse(s). To reduce the risk of electric shock, leakage-current or resistance measurements shall be carried out (exposed parts are acceptably insulated from the supply circuit) before the appliance is returned to the customer.

The DC voltage is an actual reading measured with a high impedance type voltmeter with no signal input. The measurement value may vary depending on the measuring instruments used or on the product.

(X14-493X-XX) (A/6)



RXD-A41 (X14-4930-11)

DESTINATION	COUNTRY	ABB.	UNIT No.	Ⓢ	Ⓣ	Ⓤ	Ⓦ	Ⓧ	Ⓨ	Ⓩ	D53, 70	R70, 76, 110	R71	ED1
PX	U.S.A	K	0-11	NO	NO	NO	NO	NO	YES	SMALL				
	CANADA	P												

RXD-452 (X14-493X-XX)

DESTINATION	COUNTRY	ABB.	UNIT No.	Ⓢ	Ⓣ	Ⓤ	Ⓦ	Ⓧ	Ⓨ	Ⓩ	D53, 70	R70, 76, 110	R71	ED1
PX	Y		0-11	NO	NO	NO	NO	NO	YES	SMALL				
GENERAL MARKET	AUSTRALIA	X												
	JAPAN	J												
	U.K	T	2-72	YES										
	EUROPE	E												

RXD-452W (X14-4932-72)

DESTINATION	COUNTRY	ABB.	UNIT No.	Ⓢ	Ⓣ	Ⓤ	Ⓦ	Ⓧ	Ⓨ	Ⓩ	D53, 70	R70, 76, 110	R71	ED1
	RUSSIA	Q	2-72	YES	NO	NO	NO	NO	YES	SMALL				

RXD-452E (X14-4932-72)

DESTINATION	COUNTRY	ABB.	UNIT No.	Ⓢ	Ⓣ	Ⓤ	Ⓦ	Ⓧ	Ⓨ	Ⓩ	D53, 70	R70, 76, 110	R71	ED1
	EUROPE	E1	2-72	YES	NO	NO	NO	NO	YES	SMALL				

RXD-A51 (X14-4930-10)

DESTINATION	COUNTRY	ABB.	UNIT No.	Ⓢ	Ⓣ	Ⓤ	Ⓦ	Ⓧ	Ⓨ	Ⓩ	D53, 70	R70, 76, 110	R71	ED1
	U.S.A	K	0-10	NO	YES	YES	YES	NO	YES	BIG				
	CANADA	P												

RXD-572S (X14-4930-10)

DESTINATION	COUNTRY	ABB.	UNIT No.	Ⓢ	Ⓣ	Ⓤ	Ⓦ	Ⓧ	Ⓨ	Ⓩ	D53, 70	R70, 76, 110	R71	ED1
GENERAL MARKET	M1		0-10	NO	YES	YES	YES	NO	YES	BIG				

RXD-552 (X14-493X-XX)

DESTINATION	COUNTRY	ABB.	UNIT No.	Ⓢ	Ⓣ	Ⓤ	Ⓦ	Ⓧ	Ⓨ	Ⓩ	D53, 70	R70, 76, 110	R71	ED1
PX	Y		0-10	NO										
GENERAL MARKET	AUSTRALIA	X			YES	YES	YES	NO	BIG					
	U.K	T	2-71	YES										
	EUROPE	E												

RXD-552W (X14-4932-71)

DESTINATION	COUNTRY	ABB.	UNIT No.	Ⓢ	Ⓣ	Ⓤ	Ⓦ	Ⓧ	Ⓨ	Ⓩ	D53, 70	R70, 76, 110	R71	ED1
	RUSSIA	Q	2-71	YES	YES	YES	YES	NO	BIG					

RXD-552E (X14-4932-71)

DESTINATION	COUNTRY	ABB.	UNIT No.	Ⓢ	Ⓣ	Ⓤ	Ⓦ	Ⓧ	Ⓨ	Ⓩ	D53, 70	R70, 76, 110	R71	ED1
	EUROPE	E1	2-71	YES	YES	YES	YES	NO	BIG					

RXD-402 (X14-493X-XX)

DESTINATION	COUNTRY	ABB.	UNIT No.	Ⓢ	Ⓣ	Ⓤ	Ⓦ	Ⓧ	Ⓨ	Ⓩ	D53, 70	R70, 76, 110	R71	ED1
	U.S.A	K	0-11	NO										
	CANADA	P												
	EUROPE	E	2-72	YES										
	U.K	T												

RXD-402W (X14-4932-72)

DESTINATION	COUNTRY	ABB.	UNIT No.	Ⓢ	Ⓣ	Ⓤ	Ⓦ	Ⓧ	Ⓨ	Ⓩ	D53, 70	R70, 76, 110	R71	ED1
	RUSSIA	Q	2-72	YES	NO	NO	NO	NO	YES	SMALL				

RXD-402E (X14-4932-72)

DESTINATION	COUNTRY	ABB.	UNIT No.	Ⓢ	Ⓣ	Ⓤ	Ⓦ	Ⓧ	Ⓨ	Ⓩ	D53, 70	R70, 76, 110	R71	ED1
	EUROPE	E1	2-72	YES	NO	NO	NO	NO	YES	SMALL				

RXD-502 (X14-493X-XX)

DESTINATION	COUNTRY	ABB.	UNIT No.	Ⓢ	Ⓣ	Ⓤ	Ⓦ	Ⓧ	Ⓨ	Ⓩ	D53, 70	R70, 76, 110	R71	ED1
	U.S.A	K	0-10	NO	YES	YES	YES	NO	BIG					
	CANADA	P												
	EUROPE	E	2-71	YES										

RXD-502W (X14-4932-71)

DESTINATION	COUNTRY	ABB.	UNIT No.	Ⓢ	Ⓣ	Ⓤ	Ⓦ	Ⓧ	Ⓨ	Ⓩ	D53, 70	R70, 76, 110	R71	ED1
	RUSSIA	Q	2-71	YES	YES	YES	YES	NO	BIG					

RXD-502E (X14-4932-71)

DESTINATION	COUNTRY	ABB.	UNIT No.	Ⓢ	Ⓣ	Ⓤ	Ⓦ	Ⓧ	Ⓨ	Ⓩ	D53, 70	R70, 76, 110	R71	ED1
	EUROPE	E1	2-71	YES	YES	YES	YES	NO	BIG					

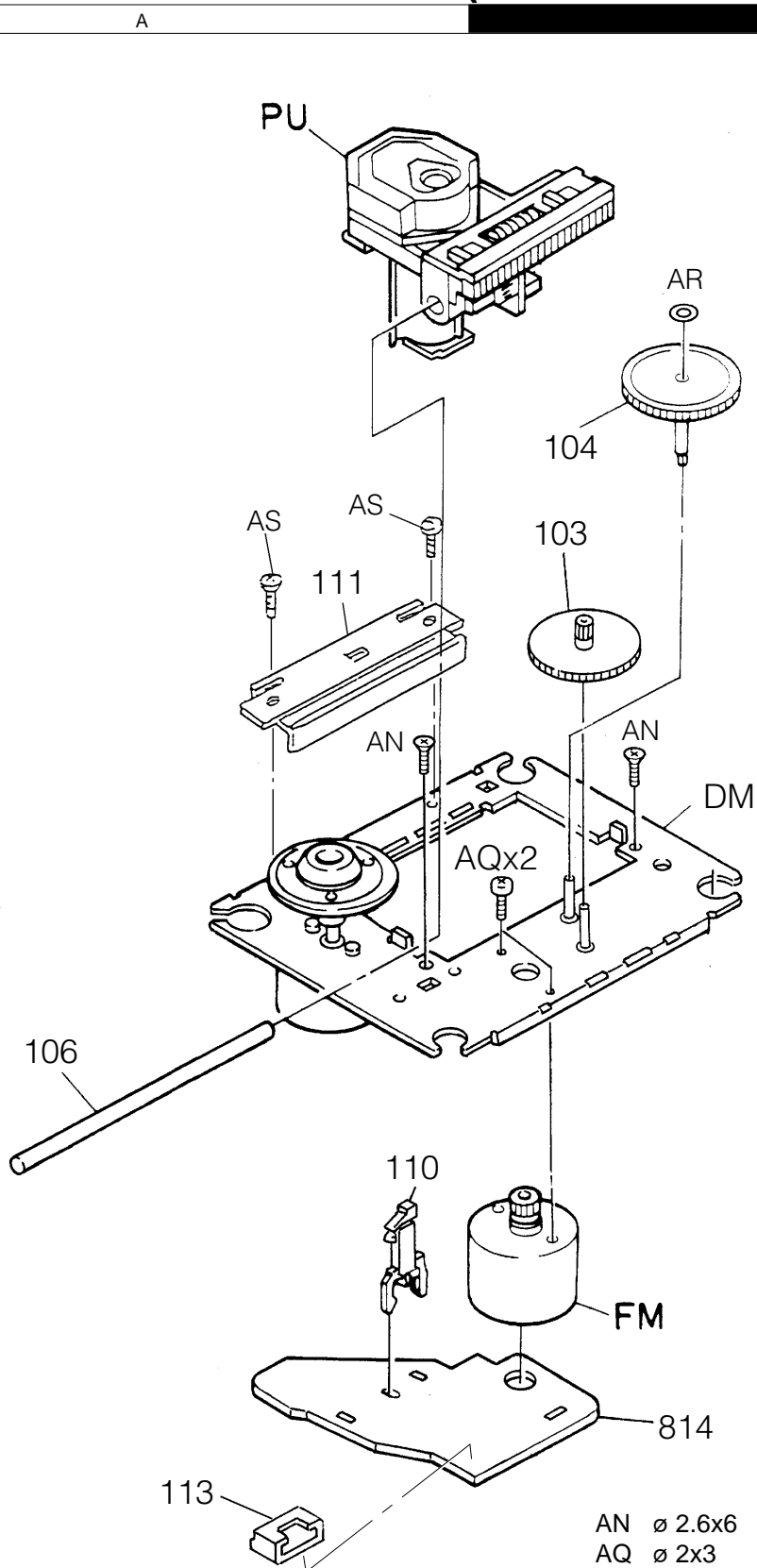
- IC51 : M66004SP
- IC52.53 : BU2090

- Q1-4 : KTC3199(Y,GR) or 2SC2785(F,E)
- Q8,9 : DTC124ESA or UN4212

- D1,71 : MTZJ6.2(B) or HZS6.2N(B2)
- D2-4 : HSS104A or 1SS133
- D51,52 : B30-2546-05
- D53,65-67,70 : B30-2548-05
- D54-58 : B30-2547-05
- D59-64 : B30-2546-05

- ED1 : BIG (SVA-15MM13)
- : SMALL (

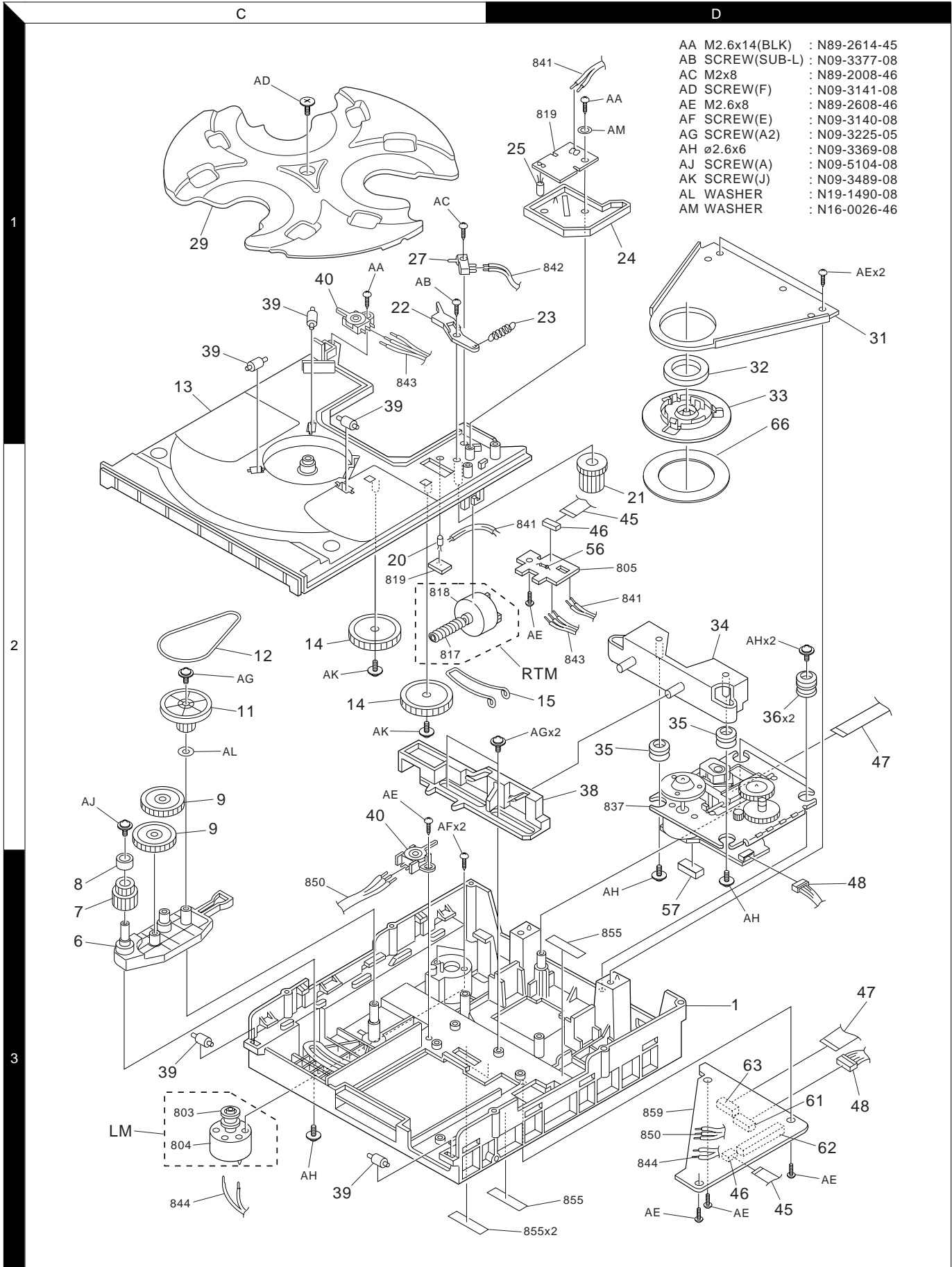
EXPLODED VIEW (CD MECHANISM)



- AN \varnothing 2.6x6 : N32-2606-46
- AQ \varnothing 2x3 : N30-2003-46
- AR WASHER : N19-1435-05
- AS \varnothing 2x5 : N86-2005-46

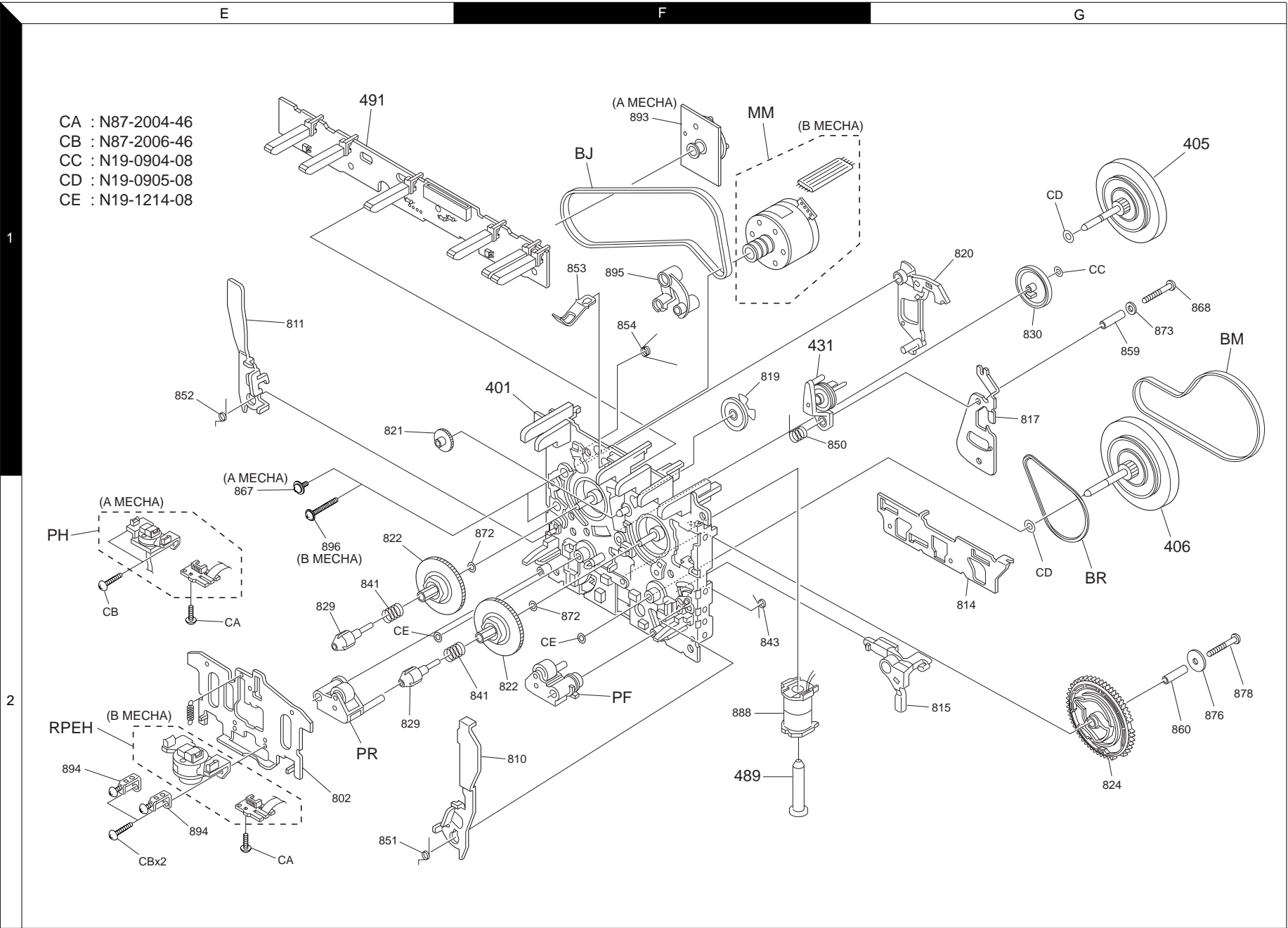
KCTB1H

EXPLODED VIEW (CD MECHANISM)



Parts with exploded numbers larger than 700 are not supplied.

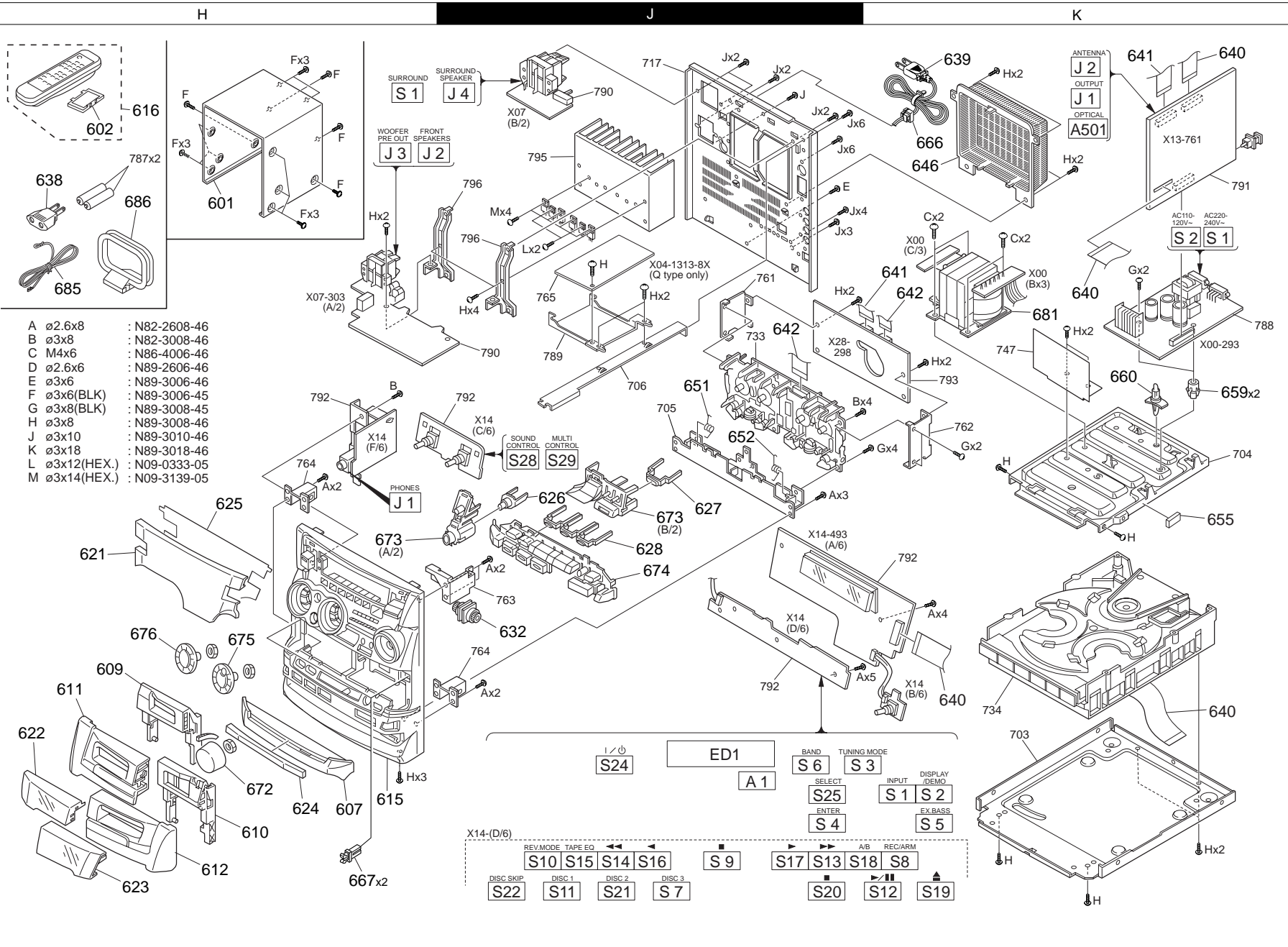
EXPLODED VIEW (CASSETTE MECHANISM)



Parts with exploded numbers larger than 700 are not supplied.

EXPLODED VIEW (UNIT)

RXD-402/452/502/552/572S/A41/A51



- A $\varnothing 2.6 \times 8$: N82-2608-46
- B $\varnothing 3 \times 8$: N82-3008-46
- C M4x6 : N86-4006-46
- D $\varnothing 2.6 \times 6$: N89-2606-46
- E $\varnothing 3 \times 6$: N89-3006-46
- F $\varnothing 3 \times 6$ (BLK) : N89-3006-45
- G $\varnothing 3 \times 8$ (BLK) : N89-3008-45
- H $\varnothing 3 \times 8$: N89-3008-46
- J $\varnothing 3 \times 10$: N89-3010-46
- K $\varnothing 3 \times 18$: N89-3018-46
- L $\varnothing 3 \times 12$ (HEX.) : N09-0333-05
- M $\varnothing 3 \times 14$ (HEX.) : N09-3139-05

* New Parts

Parts without **Parts No.** are not supplied.Les articles non mentionnés dans le **Parts No.** ne sont pas fournis.Teile ohne **Parts No.** werden nicht geliefert.

①

Ref. No	Add-ress	New Parts	Parts No.	Description	Desti-nation	Re-marks
RXD-552/552E/552W/572S/A51						
601	1H	*	A01-3656-01	METALLIC CABINET		
602	1H	*	A09-0399-08	BATTERY COVER		
607	2H	*	A29-1037-02	PANEL (CD)		
609	2H	*	A53-2084-02	CASSETTE HOLDER (L)		
610	2H	*	A53-2085-02	CASSETTE HOLDER (R)		
611	2H	*	A53-2086-02	CASSETTE LID (L)		
612	2H	*	A53-2087-02	CASSETTE LID (R)		
615	2H	*	A60-1567-01	PANEL	KP	
615	2H	*	A60-1639-01	PANEL	M1E1	
615	2H	*	A60-1639-01	PANEL	YMXTEQ	
616	1H	*	A70-1253-05	REMOTE CONTROLLER ASSY	KPYMX	
616	1H	*	A70-1253-05	REMOTE CONTROLLER ASSY	M1	
616	1H	*	A70-1262-05	REMOTE CONTROLLER ASSY	TEQE1	
621	2H	*	B10-3440-02	FRONT GLASS	YMX	
621	2H	*	B10-3459-02	FRONT GLASS	KP	
621	2H	*	B10-3460-02	FRONT GLASS	TEQE1	
621	2H	*	B10-3461-02	FRONT GLASS	M1	
622	2H	*	B10-3448-02	FRONT GLASS (CASSETTE LID)		
623	2H	*	B10-3449-02	FRONT GLASS (CASSETTE LID)		
624	2H	*	B10-3471-03	FRONT GLASS (CD PANEL)		
625	2H	*	B11-0382-03	COLOR FILTER	KPY	
625	2H	*	B11-0382-03	COLOR FILTER	MXM1	
625	2H	*	B11-0386-03	COLOR FILTER	TEQE1	
626	2J	*	B19-1599-04	LIGHTING BOARD		
627	2J	*	B19-1600-04	LIGHTING BOARD		
628	2J	*	B19-1601-03	LIGHTING BOARD		
-			B46-0096-53	WARRANTY CARD	X	
-			B46-0310-03	WARRANTY CARD	TEQE1	
-			B46-0328-03	WARRANTY CARD	KY	
-			B46-0347-03	WARRANTY CARD	P	
-			B58-0513-04	CAUTION CARD (PRESET220-240)	Y	
-			B59-1104-00	SERVICE DIRECTORY	Y	
-		*	B60-4191-00	INSTRUCTION MANUAL (ES)	ME	
-		*	B60-4192-00	INSTRUCTION MANUAL (TC)	M	
-		*	B60-4193-00	INSTRUCTION MANUAL (FR2)	PE	
-		*	B60-4194-00	INSTRUCTION MANUAL (GE)	E	
-		*	B60-4195-00	INSTRUCTION MANUAL (NE)	E	
-		*	B60-4196-00	INSTRUCTION MANUAL (IT)	E	
-		*	B60-4197-00	INSTRUCTION MANUAL (PL)	E1	
-		*	B60-4198-00	INSTRUCTION MANUAL (RU)	Q	
-		*	B60-4199-00	INSTRUCTION MANUAL (EN1)	KP	
-		*	B60-4200-00	INSTRUCTION MANUAL (HU)	E1	
-		*	B60-4201-00	INSTRUCTION MANUAL (CZ)	E1	
-		*	B60-4202-00	INSTRUCTION MANUAL (EN2)	M1E1	
-		*	B60-4202-00	INSTRUCTION MANUAL (EN2)	YMXTQ	
632	2J		D39-0334-15	DAMPER		
Δ 638	1H		E03-0115-05	AC PLUG ADAPTER	MM1	
Δ 639	1K		E30-2592-15	AC POWER CORD	MEQ	
Δ 639	1K		E30-2592-15	AC POWER CORD	M1E1	
Δ 639	1K		E30-2605-05	AC POWER CORD	Y	
Δ 639	1K		E30-2717-05	AC POWER CORD	X	

L : Scandinavia

K : USA

P : Canada

R : Mexico

C : China

I : Malaysia

Y : PX(Far East, Hawaii)

T : Europe

E : Europe

G : Germany

V : China(Shanghai)

Y : AAFES(Europe)

X : Australia

Q : Russia

H : Korea

M : Other Areas

Δ indicates safety critical components.

* New Parts

Parts without **Parts No.** are not supplied.Les articles non mentionnés dans le **Parts No.** ne sont pas fournis.Teile ohne **Parts No.** werden nicht geliefert.

②

Ref. No	Add-ress	New Parts	Parts No.	Description	Desti-nation	Re-marks
Δ 639	1K		E30-2829-05	AC POWER CORD	T	
Δ 639	1K		E30-2884-05	AC POWER CORD	KP	
640	1K, 2K	*	E35-2251-05	FLAT CABLE (33P,220mm)		
641	1K	*	E35-2256-05	FLAT CABLE (21P,220mm)		
642	1J, 1K	*	E35-2294-05	FLAT CABLE (17P,120mm)		
646	1K	*	F07-1655-02	COVER (REAR)		
651	1J	*	G01-4094-04	TORSION COIL SPRING (L)		
652	1J	*	G01-4095-04	TORSION COIL SPRING (R)		
655	2K	*	G11-2470-04	CUSHION		
-			G10-0452-04	NON-WOVEN FABRIC		
-			G10-0461-04	NON-WOVEN FABRIC		
-		*	H10-7532-12	POLYSTYRENE FOAMED FIXTURE (L)		
-		*	H10-7533-12	POLYSTYRENE FOAMED FIXTURE (R)		
-			H25-1536-04	PROTECTION BAG	KPY	
-			H25-1536-04	PROTECTION BAG	XTEQE1	
-			H25-1611-04	PROTECTION BAG	MM1	
-			H25-1642-04	PROTECTION BAG		
-		*	H50-3203-04	ITEM CARTON CASE	KP	
-		*	H50-3204-04	ITEM CARTON CASE	YX	
-		*	H50-3205-04	ITEM CARTON CASE	TE	
-		*	H50-3268-04	ITEM CARTON CASE	M	
-		*	H50-3269-04	ITEM CARTON CASE	E1	
-		*	H50-3270-04	ITEM CARTON CASE	Q	
-		*	H50-3271-04	ITEM CARTON CASE	M1	
659	1K		J19-3751-04	UNIT HOLDER		
660	1K	*	J19-5911-05	UNIT HOLDER		
666	1K		J42-0083-05	POWER CORD BUSHING		
667	2H		J52-0039-05	PUSH LATCH		
-			J61-0307-05	WIRE BAND		
672	2H	*	K29-7466-04	KNOB (VOLUME CONTROL)		
673	2J	*	K29-7467-02	KNOB		
674	2J	*	K29-7468-01	KNOB		
675	2H	*	K29-7470-04	KNOB (MULTI CONTROL)		
676	2H	*	K29-7471-04	KNOB (SOUND CONTROL)		
681	1K	*	L07-2655-05	POWER TRANSFORMER	KP	
681	1K	*	L07-2656-05	POWER TRANSFORMER	YMM1	
681	1K	*	L07-2658-05	POWER TRANSFORMER	X	
681	1K	*	L07-2660-05	POWER TRANSFORMER	TEE1	
681	1K	*	L07-2662-05	POWER TRANSFORMER	Q	
685	1H		T90-0836-05	LEAD WIRE ANTENNA		
686	1H	*	T90-0837-05	LOOP ANTENNA		
RXD-452/452E/452W/A41						
601	1H	*	A01-3656-01	METALLIC CABINET		
602	1H	*	A09-0399-08	CABINET		
607	2H	*	A29-1037-02	PANEL (CD)		
609	2H	*	A53-2084-02	CASSETTE HOLDER (L)		
610	2H	*	A53-2085-02	CASSETTE HOLDER (R)		
611	2H	*	A53-2105-02	CASSETTE LID (L)		
612	2H	*	A53-2106-02	CASSETTE LID (R)		
615	2H	*	A60-1567-01	PANEL	KP	
615	2H	*	A60-1639-01	PANEL	E1	
615	2H	*	A60-1639-01	PANEL	YMXTEQ	
616	1H	*	A70-1253-05	REMOTE CONTROLLER ASSY	KPYMX	

L : Scandinavia

K : USA

P : Canada

R : Mexico

C : China

I : Malaysia

Y : PX(Far East, Hawaii)

T : Europe

E : Europe

G : Germany

V : China(Shanghai)

Y : AAFES(Europe)

X : Australia

Q : Russia

H : Korea

M : Other Areas

Δ indicates safety critical components.

PARTS LIST

RXD-402/452/502/552/572S/A41/A51

* New Parts

Parts without **Parts No.** are not supplied.
Les articles non mentionnés dans le **Parts No.** ne sont pas fournis.
Teile ohne **Parts No.** werden nicht geliefert.

3

Ref. No	Add-ress	New Parts	Parts No.	Description	Desti-nation	Re-marks
616	1H	*	A70-1262-05	REMOTE CONTROLLER ASSY	TEQE1	
621	2H	*	B10-3463-02	FRONT GLASS	YMX	
621	2H	*	B10-3464-02	FRONT GLASS	KP	
621	2H	*	B10-3465-02	FRONT GLASS	TEQE1	
622	2H	*	B10-3448-02	FRONT GLASS (L)		
623	2H	*	B10-3449-02	FRONT GLASS (R)		
624	2H	*	B10-3471-03	FRONT GLASS (CD PANEL)		
625	2H	*	B11-0385-03	COLOR FILTER	KPYMX	
625	2H	*	B11-0387-03	COLOR FILTER	TEQE1	
626	2J	*	B19-1604-04	LIGHTING BOARD		
627	2J	*	B19-1603-04	LIGHTING BOARD		
628	2J	*	B19-1605-03	LIGHTING BOARD		
-	-	-	B46-0096-53	WARRANTY CARD	X	
-	-	-	B46-0310-03	WARRANTY CARD	TEQE1	
-	-	-	B46-0328-03	WARRANTY CARD	KY	
-	-	-	B46-0347-03	WARRANTY CARD	P	
-	-	-	B58-0513-04	CAUTION CARD (PRESET220-240)	Y	
-	-	-	B59-1104-00	SERVICE DIRECTORY	Y	
-	-	*	B60-4191-00	INSTRUCTION MANUAL (ES)	ME	
-	-	*	B60-4192-00	INSTRUCTION MANUAL (TC)	M	
-	-	*	B60-4193-00	INSTRUCTION MANUAL (FR2)	PE	
-	-	*	B60-4194-00	INSTRUCTION MANUAL (GE)	E	
-	-	*	B60-4195-00	INSTRUCTION MANUAL (NE)	E	
-	-	*	B60-4196-00	INSTRUCTION MANUAL (IT)	E	
-	-	*	B60-4197-00	INSTRUCTION MANUAL (PL)	E1	
-	-	*	B60-4198-00	INSTRUCTION MANUAL (RU)	Q	
-	-	*	B60-4199-00	INSTRUCTION MANUAL (EN1)	KP	
-	-	*	B60-4200-00	INSTRUCTION MANUAL (HU)	E1	
-	-	*	B60-4201-00	INSTRUCTION MANUAL (CZ)	E1	
-	-	*	B60-4202-00	INSTRUCTION MANUAL (EN2)	TQE1	
-	-	*	B60-4202-00	INSTRUCTION MANUAL (EN2)	YMX	
632	2J		D39-0334-15	DAMPER		
Δ 638	1H		E03-0115-05	AC PLUG ADAPTER	M	
Δ 639	1K		E30-2592-15	AC POWER CORD	MEQE1	
Δ 639	1K		E30-2605-05	AC POWER CORD	Y	
Δ 639	1K		E30-2717-05	AC POWER CORD	X	
Δ 639	1K		E30-2829-05	AC POWER CORD	T	
Δ 639	1K		E30-2884-05	AC POWER CORD	KP	
640	1K, 2K	*	E35-2251-05	FLAT CABLE (33P,220mm)		
641	1K	*	E35-2256-05	FLAT CABLE (21P,220mm)		
642	1J, 1K	*	E35-2294-05	FLAT CABLE (17P,120mm)		
646	1K	*	F07-1655-02	COVER		
651	1J	*	G01-4094-04	TORSION COIL SPRING (L)		
652	1J	*	G01-4095-04	TORSION COIL SPRING (R)		
655	2K	*	G11-2470-04	CUSHION		
-	-	*	G10-0452-04	NON-WOVEN FABRIC		
-	-	*	G10-0461-04	NON-WOVEN FABRIC		
-	-	*	H10-7532-12	POLYSTYRENE FOAMED FIXTURE (L)		
-	-	*	H10-7533-12	POLYSTYRENE FOAMED FIXTURE (R)		
-	-	*	H25-1536-04	PROTECTION BAG	KPYXTE	
-	-	*	H25-1536-04	PROTECTION BAG	QE1	
-	-	*	H25-1611-04	PROTECTION BAG	M	

L: Scandinavia K: USA P: Canada R: Mexico C: China I: Malaysia
Y: PX(Far East, Hawaii) T: Europe E: Europe G: Germany V: China(Shanghai)
Y: AAFES(Europe) X: Australia Q: Russia H: Korea M: Other Areas Δ indicates safety critical components.

* New Parts

Parts without **Parts No.** are not supplied.
Les articles non mentionnés dans le **Parts No.** ne sont pas fournis.
Teile ohne **Parts No.** werden nicht geliefert.

4

Ref. No	Add-ress	New Parts	Parts No.	Description	Desti-nation	Re-marks
-	-	*	H25-1642-04	PROTECTION BAG		
-	-	*	H50-3276-04	ITEM CARTON CASE	KP	
-	-	*	H50-3277-04	ITEM CARTON CASE	YX	
-	-	*	H50-3278-04	ITEM CARTON CASE	TE	
-	-	*	H50-3279-04	ITEM CARTON CASE	M	
-	-	*	H50-3280-04	ITEM CARTON CASE	E1	
-	-	*	H50-3281-04	ITEM CARTON CASE	Q	
659	1K		J19-3751-04	UNIT HOLDER		
660	1K	*	J19-5911-05	UNIT HOLDER		
Δ 666	1K		J42-0083-05	POWER CORD BUSHING		
667	2H		J52-0039-05	PUSH LATCH		
-	-		J61-0307-05	WIRE BAND		
672	2H	*	K29-7466-04	KNOB (VOLUME CONTROL)		
673	2J	*	K29-7467-02	KNOB		
674	2J	*	K29-7552-01	KNOB		
675	2H	*	K29-7470-04	KNOB (MULTI CONTROL)		
676	2H	*	K29-7471-04	KNOB (SOUND CONTROL)		
681	1K	*	L07-2664-05	POWER TRANSFORMER	KP	
681	1K	*	L07-2665-05	POWER TRANSFORMER	YX	
681	1K	*	L07-2666-05	POWER TRANSFORMER	M	
681	1K	*	L07-2667-05	POWER TRANSFORMER	TEE1	
681	1K	*	L07-2668-05	POWER TRANSFORMER	Q	
685	1H		T90-0836-05	LEAD WIRE ANTENNA		
686	1H	*	T90-0837-05	LOOP ANTENNA		
RXD-502/502E/502W						
601	1H	*	A01-3681-01	METALLIC CABINET		
602	1H	*	A09-0399-08	CABINET		
607	2H	*	A29-1046-02	PANEL (CD)		
609	2H	*	A53-2084-02	CASSETTE HOLDER (L)		
610	2H	*	A53-2085-02	CASSETTE HOLDER (R)		
611	2H	*	A53-2119-02	CASSETTE LID (L)		
612	2H	*	A53-2120-02	CASSETTE LID (R)		
615	2H	*	A60-1609-01	PANEL	EQE1	
615	2H	*	A60-1655-01	PANEL	KP	
616	1H	*	A70-1253-05	REMOTE CONTROLLER ASSY	KP	
616	1H	*	A70-1262-05	REMOTE CONTROLLER ASSY	EQE1	
621	2H	*	B10-3462-02	FRONT GLASS	KP	
621	2H	*	B10-3490-02	FRONT GLASS	EQE1	
622	2H	*	B10-3448-02	FRONT GLASS (CASSETTE LID)		
623	2H	*	B10-3449-02	FRONT GLASS (CASSETTE LID)		
624	2H	*	B10-3471-03	FRONT GLASS (CD PANEL)		
625	2H	*	B11-0382-03	COLOR FILTER	KP	
625	2H	*	B11-0386-03	COLOR FILTER	EQE1	
626	2J	*	B19-1599-04	LIGHTING BOARD		
627	2J	*	B19-1600-04	LIGHTING BOARD		
628	2J	*	B19-1601-03	LIGHTING BOARD		
-	-	*	B46-0310-03	WARRANTY CARD	EQE1	
-	-	*	B46-0328-03	WARRANTY CARD	K	
-	-	*	B46-0336-03	WARRANTY CARD	P	
-	-	*	B60-4191-00	INSTRUCTION MANUAL (ES)	E	
-	-	*	B60-4193-00	INSTRUCTION MANUAL (FR2)	EP	
-	-	*	B60-4194-00	INSTRUCTION MANUAL (GE)	E	
-	-	*	B60-4195-00	INSTRUCTION MANUAL (NE)	E	

L: Scandinavia K: USA P: Canada R: Mexico C: China I: Malaysia
Y: PX(Far East, Hawaii) T: Europe E: Europe G: Germany V: China(Shanghai)
Y: AAFES(Europe) X: Australia Q: Russia H: Korea M: Other Areas Δ indicates safety critical components.

PARTS LIST

RXD-402/452/502/552/572S/A41/A51

* New Parts

Parts without **Parts No.** are not supplied.Les articles non mentionnés dans le **Parts No.** ne sont pas fournis.Teile ohne **Parts No.** werden nicht geliefert.

5

Ref. No	Add-ress	New Parts	Parts No.	Description	Desti-nation	Re-marks
-		*	B60-4196-00	INSTRUCTION MANUAL (IT)	E	
-		*	B60-4197-00	INSTRUCTION MANUAL (PL)	E1	
-		*	B60-4198-00	INSTRUCTION MANUAL (RU)	Q	
-		*	B60-4199-00	INSTRUCTION MANUAL (EN1)	KP	
-		*	B60-4200-00	INSTRUCTION MANUAL (HU)	E1	
-		*	B60-4201-00	INSTRUCTION MANUAL (CZ)	E1	
-		*	B60-4202-00	INSTRUCTION MANUAL (EN2)	QE1	
632	2J		D39-0334-15	DAMPER		
Δ 639	1K		E30-2592-15	AC POWER CORD	EQE1	
Δ 640	1K		E30-2884-05	AC POWER CORD	KP	
641	1K, 2K	*	E35-2251-05	FLAT CABLE (33P,220mm)		
642	1K	*	E35-2256-05	FLAT CABLE (21P,220mm)		
	1J, 1K	*	E35-2294-05	FLAT CABLE (17P,120mm)		
646	1K	*	F07-1655-02	COVER		
651	1J	*	G01-4094-04	TORSION COIL SPRING (L)		
652	1J	*	G01-4095-04	TORSION COIL SPRING (R)		
655	2K	*	G11-2470-04	CUSHION		
-		*	G10-0452-04	NON-WOVEN FABRIC		
-		*	G10-0461-04	NON-WOVEN FABRIC		
-		*	H10-7532-12	POLYSTYRENE FOAMED FIXTURE (L)		
-		*	H10-7533-12	POLYSTYRENE FOAMED FIXTURE (R)		
-		*	H25-1536-04	PROTECTION BAG		
-		*	H25-1642-04	PROTECTION BAG		
-		*	H50-3272-04	ITEM CARTON CASE	E	
-		*	H50-3273-04	ITEM CARTON CASE	E1	
-		*	H50-3274-04	ITEM CARTON CASE	Q	
-		*	H50-3315-04	ITEM CARTON CASE	KP	
659	1K		J19-3751-04	UNIT HOLDER		
660	1K	*	J19-5911-05	UNIT HOLDER		
666	1K		J42-0083-05	POWER CORD BUSHING		
667	2H		J52-0039-05	PUSH LATCH		
-			J61-0307-05	WIRE BAND		
672	2H	*	K29-7543-04	KNOB (VOLUME CONTROL)		
673	2J	*	K29-7541-02	KNOB		
674	2J	*	K29-7542-01	KNOB		
675	2H	*	K29-7544-04	KNOB (MULTI CONTROL)		
676	2H	*	K29-7545-04	KNOB (SOUND CONTROL)		
681	1K	*	L07-2655-05	POWER TRANSFORMER	KP	
681	1K	*	L07-2660-05	POWER TRANSFORMER	EE1	
681	1K	*	L07-2662-05	POWER TRANSFORMER	Q	
685	1H		T90-0836-05	LEAD WIRE ANTENNA		
686	1H	*	T90-0837-05	LOOP ANTENNA		
RXD-402/402E/402W						
601	1H	*	A01-3681-01	METALLIC CABINET		
602	1H	*	A09-0399-08	CABINET		
607	2H	*	A29-1046-02	PANEL (CD)		
609	2H	*	A53-2084-02	CASSETTE HOLDER (L)		
610	2H	*	A53-2085-02	CASSETTE HOLDER (R)		
611	2H	*	A53-2121-02	CASSETTE LID (L)		
612	2H	*	A53-2122-02	CASSETTE LID (R)		
615	2H	*	A60-1609-01	PANEL	EQTE1	
615	2H	*	A60-1655-01	PANEL	KP	

L : Scandinavia

K : USA

P : Canada

R : Mexico

C : China

I : Malaysia

Y : PX(Far East, Hawaii)

T : Europe

E : Europe

G : Germany

V : China(Shanghai)

Y : AAFES(Europe)

X : Australia

Q : Russia

H : Korea

M : Other Areas

Δ indicates safety critical components.

* New Parts

Parts without **Parts No.** are not supplied.Les articles non mentionnés dans le **Parts No.** ne sont pas fournis.Teile ohne **Parts No.** werden nicht geliefert.

5

Ref. No	Add-ress	New Parts	Parts No.	Description	Desti-nation	Re-marks
616	1H	*	A70-1253-05	REMOTE CONTROLLER ASSY	KP	
616	1H	*	A70-1262-05	REMOTE CONTROLLER ASSY	EQTE1	
621	2H	*	B10-3466-02	FRONT GLASS	KP	
621	2H	*	B10-3491-02	FRONT GLASS	EQTE1	
622	2H	*	B10-3448-02	FRONT GLASS (CASSETTE LID)		
623	2H	*	B10-3449-02	FRONT GLASS (CASSETTE LID)		
624	2H	*	B10-3471-03	FRONT GLASS (CD PANEL)		
625	2H	*	B11-0385-03	COLOR FILTER	KP	
625	2H	*	B11-0387-03	COLOR FILTER	EQTE1	
626	2J	*	B19-1604-04	LIGHTING BOARD		
627	2J	*	B19-1603-04	LIGHTING BOARD		
628	2J	*	B19-1605-03	LIGHTING BOARD		
-			B46-0310-03	WARRANTY CARD	EQTE1	
-			B46-0328-03	WARRANTY CARD	K	
-			B46-0336-03	WARRANTY CARD	P	
-		*	B58-1607-03	CAUTION CARD	E1	
-		*	B60-4191-00	INSTRUCTION MANUAL (ES)	E	
-		*	B60-4193-00	INSTRUCTION MANUAL (FR2)	EP	
-		*	B60-4194-00	INSTRUCTION MANUAL (GE)	E	
-		*	B60-4195-00	INSTRUCTION MANUAL (NE)	E	
-		*	B60-4196-00	INSTRUCTION MANUAL (IT)	E	
-		*	B60-4197-00	INSTRUCTION MANUAL (PL)	E1	
-		*	B60-4198-00	INSTRUCTION MANUAL (RU)	Q	
-		*	B60-4199-00	INSTRUCTION MANUAL (EN1)	KP	
-		*	B60-4200-00	INSTRUCTION MANUAL (HU)	E1	
-		*	B60-4201-00	INSTRUCTION MANUAL (CZ)	E1	
-		*	B60-4202-00	INSTRUCTION MANUAL (EN2)	QTE1	
632	2J		D39-0334-15	DAMPER		
Δ 639	1K		E30-2592-15	AC POWER CORD	EQE1	
Δ 639	1K		E30-2829-05	AC POWER CORD	T	
Δ 639	1K		E30-2884-05	AC POWER CORD	KP	
640	1K, 2K	*	E35-2251-05	FLAT CABLE (33P,220mm)		
641	1K	*	E35-2256-05	FLAT CABLE (21P,220mm)		
642	1J, 1K	*	E35-2294-05	FLAT CABLE (17P,120mm)		
646	1K	*	F07-1655-02	COVER (REAR)		
651	1J	*	G01-4094-04	TORSION COIL SPRING (L)		
652	1J	*	G01-4095-04	TORSION COIL SPRING (R)		
655	2K	*	G11-2470-04	CUSHION		
-		*	G10-0452-04	NON-WOVEN FABRIC		
-		*	G10-0461-04	NON-WOVEN FABRIC		
-		*	H10-7532-12	POLYSTYRENE FOAMED FIXTURE (L)		
-		*	H10-7533-12	POLYSTYRENE FOAMED FIXTURE (R)		
-		*	H25-1536-04	PROTECTION BAG		
-		*	H25-1642-04	PROTECTION BAG		
-		*	H50-3282-04	ITEM CARTON CASE	ET	
-		*	H50-3283-04	ITEM CARTON CASE	E1	
-		*	H50-3284-04	ITEM CARTON CASE	Q	
-		*	H50-3316-04	ITEM CARTON CASE	KP	
659	1K		J19-3751-04	UNIT HOLDER		
660	1K	*	J19-5911-05	UNIT HOLDER		
666	1K		J42-0083-05	POWER CORD BUSHING		
667	2H		J52-0039-05	PUSH LATCH		

L : Scandinavia

K : USA

P : Canada

R : Mexico

C : China

I : Malaysia

Y : PX(Far East, Hawaii)

T : Europe

E : Europe

G : Germany

V : China(Shanghai)

Y : AAFES(Europe)

X : Australia

Q : Russia

H : Korea

M : Other Areas

Δ indicates safety critical components.

PARTS LIST

RXD-402/452/502/552/572S/A41/A51

* New Parts

Parts without **Parts No.** are not supplied.
Les articles non mentionnés dans le **Parts No.** ne sont pas fournis.
Teile ohne **Parts No.** werden nicht geliefert.

7

Ref. No	Add-ress	New Parts	Parts No.	Description	Desti-nation	Re-marks
-			J61-0307-05	WIRE BAND		
672	2H	*	K29-7543-04	KNOB (VOLUME CONTROL)		
673	2J	*	K29-7541-02	KNOB		
674	2J	*	K29-7553-01	KNOB		
675	2H	*	K29-7544-04	KNOB (MULTI CONTROL)		
676	2H	*	K29-7545-04	KNOB (SOUND CONTROL)		
681	2H	*	L07-2664-05	POWER TRANSFORMER	KP	
681	2H	*	L07-2667-05	POWER TRANSFORMER	ETE1	
681	2H	*	L07-2668-05	POWER TRANSFORMER	Q	
685	1H	*	T90-0836-05	LEAD WIRE ANTENNA		
686	1H	*	T90-0837-05	LOOP ANTENNA		
POWER SUPPLY UNIT (X00-293X-XX)						
Δ C1			CE04KW1E332M	ELECTRO	3300UF	25WV
Δ C2			CE04KW1E102M	ELECTRO	1000UF	25WV
Δ C3, 4		*	C90-3821-05	ELECTRO	3300UF	56WV
Δ C3, 4		*	C90-3823-05	ELECTRO	4700UF	63WV
Δ C3, 4		*	C90-3836-05	ELECTRO	3300UF	63WV
Δ C3, 4		*	C90-3838-05	ELECTRO	3300UF	63WV
Δ C3, 4		*	C90-3838-05	ELECTRO	3300UF	50WV
Δ C3, 4		*	C90-3838-05	ELECTRO	3300UF	50WV
Δ C5			CE04KW1E331M	ELECTRO	330UF	25WV
C6			CE04KW1H010M	ELECTRO	1.0UF	50WV
C6			CE04KW1H010M	ELECTRO	1.0UF	50WV
C6			CE04KW1H2R2M	ELECTRO	2.2UF	50WV
C7, 8			CE04KW1V470M	ELECTRO	47UF	35WV
C9			CK45FF1H103Z	CERAMIC	0.010UF	Z
C10			CE04KW1V470M	ELECTRO	47UF	35WV
C11, 12			CE04KW1H330M	ELECTRO	33UF	50WV
C13, 14			CE04KW1C100M	ELECTRO	10UF	16WV
C15			CE04KW1V470M	ELECTRO	47UF	35WV
C16			CE04KW1J221M	ELECTRO	220UF	63WV
Δ C17			CE04KW1H2R2M	ELECTRO	2.2UF	50WV
C18			CK45FB1H102K	CERAMIC	1000PF	K
C19			CE04KW1V470M	ELECTRO	47UF	35WV
C20, 21			CQ93FMG1H104J	MYLAR	0.10UF	J
C28			CE04KW1V470M	ELECTRO	47UF	35WV
C34			CE04KW1A221M	ELECTRO	220UF	10WV
CN1		*	E40-4245-05	PIN ASSY		
CN2		*	E40-8321-05	SOCKET FOR PIN ASSY		
Δ F1			F05-1222-05	FUSE (SEMKO)	(250V T1.25A L)	XTEQE1
Δ F1			F05-1222-05	FUSE (SEMKO)	(250V T1.25A L)	YM
Δ F1			F06-2021-05	FUSE (SEMKO)	(250V T2AL)	XTEQE1
Δ F1			F06-2021-05	FUSE (SEMKO)	(250V T2AL)	YMM1
Δ F1			F50-0073-05			KP
Δ F1			F50-0076-05			YM
Δ F2			F05-1222-05	FUSE (SEMKO)	(250V T1.25A L)	YMM1
Δ F2			F06-2021-05	FUSE (SEMKO)	(250V T2AL)	YMM1
CN3, 4			J13-0075-05	FUSE CLIP		
CN5, 6			J13-0075-05	FUSE CLIP		
Δ T1		*	L07-2654-05	POWER TRANSFORMER	KP	
Δ T1		*	L07-2657-05	POWER TRANSFORMER	YMM1	
Δ T1		*	L07-2661-05	POWER TRANSFORMER	XTEQE1	

L : Scandinavia K : USA P : Canada R : Mexico C : China I : Malaysia
Y : PX(Far East, Hawaii) T : Europe E : Europe G : Germany V : China(Shanghai)
Y : AAFES(Europe) X : Australia Q : Russia H : Korea M : Other Areas Δ indicates safety critical components.

* New Parts

Parts without **Parts No.** are not supplied.
Les articles non mentionnés dans le **Parts No.** ne sont pas fournis.
Teile ohne **Parts No.** werden nicht geliefert.

8

Ref. No	Add-ress	New Parts	Parts No.	Description	Desti-nation	Re-marks
R1			RD14NB2E820J	RD	82	J 1/4W
R2			RD14NB2E471J	RD	470	J 1/4W
R3			RD14NB2E332J	RD	3.3K	J 1/4W
R12			RD14NB2E332J	RD	3.3K	J 1/4W
Δ R16			RD14NB2E4R7J	RD	4.7	J 1/4W
R17			RD14NB2E272J	RD	2.7K	J 1/4W
Δ R26			R92-1844-05	CARBON	3.3M	J 1/2W
Δ R29			RD14NB2E1R0J	RD	1	J 1/4W
Δ R30			RD14NB2E4R7J	RD	4.7	J 1/4W
Δ R31			RS14KB3D181J	FL-PROOF RS	180	J 2W
Δ K1		*	S76-0091-05	MAGNETIC RELAY		
Δ S1, 2			S62-0001-05	SLIDE SWITCH		
Δ D1			D3SBA20F03	DIODE		
Δ D2			D2SBA20F03	DIODE		
Δ D3			S1ZB20(4101)	DIODE		
Δ D4-6			HSS104A	DIODE		
Δ D4-6			1SS133	DIODE		
D7		*	HZS6C2L	ZENER DIODE		
D8			HSS104A	DIODE		
D8			1SS133	DIODE		
D9			HZS6.2N(B2)	ZENER DIODE		
D9			MTZJ6.2(B)	ZENER DIODE		
D10			HSS104A	DIODE		
D10			1SS133	DIODE		
D11			HZS6.8N(B2)	ZENER DIODE		
D11			MTZJ6.8(B)	ZENER DIODE		
D12, 13			HZS20N(B2)	ZENER DIODE		
Δ D12, 13			MTZJ20(B)	ZENER DIODE		
Δ D14			S5688B	DIODE		
D15			HZS16N(B2)	ZENER DIODE		YMM1
D15			MTZJ16(B)	ZENER DIODE		YMM1
Δ IC1			TA7809SB	ANALOGUE IC		
Δ IC2			TA7805SB	ANALOGUE IC		
Δ Q1			DTC143TSA	DIGITAL TRANSISTOR		
Δ Q1			UN4216	DIGITAL TRANSISTOR		
Δ Q2		*	KTC3205	TRANSISTOR		
Δ Q2			2SC3940A(R,S)	TRANSISTOR		
Δ Q4			2SB1659	TRANSISTOR		
Q5			KTC3199(Y,GR)	TRANSISTOR		
Q5			2SC2785(F,E)	TRANSISTOR		
Q6			KTA1267(Y,GR)	TRANSISTOR		
Q6			2SA1175(F,E)	TRANSISTOR		
Δ Q7			2SA1534A(R,S)	TRANSISTOR		
Δ Q8			2SC3940A(R,S)	TRANSISTOR		
Q9			KTC3199(Y,GR)	TRANSISTOR		
Q9			2SC2785(F,E)	TRANSISTOR		YMM1
MPX-UNIT (X04-1313-84)						
C1			CE04HW1H010M	NP-ELEC	1.0UF	50WV
C2, 3			C91-1566-05	FILM	0.01UF	G
C4			CE04LW1A470M	ELECTRO	47UF	10WV
C5, 6			CQ93FMG1H102J	MYLAR	1000PF	J
C7			CC45FSL1H331J	CERAMIC	330PF	J
C8			CK45FB1H102K	CERAMIC	1000PF	K
C9			CQ93FCH1H471J	CERAMIC	470PF	J

L : Scandinavia K : USA P : Canada R : Mexico C : China I : Malaysia
Y : PX(Far East, Hawaii) T : Europe E : Europe G : Germany V : China(Shanghai)
Y : AAFES(Europe) X : Australia Q : Russia H : Korea M : Other Areas Δ indicates safety critical components.

PARTS LIST

RXD-402/452/502/552/572S/A41/A51

* New Parts
 Parts without **Parts No.** are not supplied.
 Les articles non mentionnés dans le **Parts No.** ne sont pas fournis.
 Teile ohne **Parts No.** werden nicht geliefert.

9

Ref. No	Add-ress	New Parts	Parts No.	Description	Desti-nation	Re-marks
C10, 11			CE04LW1HR47M	ELECTRO 0.47UF 50WV	Q	
C12			CK45FF1H473Z	CERAMIC 0.047UF Z	Q	
C13-15			CE04LW1H010M	ELECTRO 1.0UF 50WV	Q	
C16			CK45FF1H103Z	CERAMIC 0.010UF Z	Q	
C17, 18			CE04LW1H2R2M	ELECTRO 2.2UF 50WV	Q	
C19, 20			CQ93FMG1H682J	MYLAR 6800PF J	Q	
C21			CK45FF1H103Z	CERAMIC 0.010UF Z	Q	
C22			CE04LW1A470M	ELECTRO 47UF 10WV	Q	
C23, 24			CQ93FMG1H472J	MYLAR 4700PF J	Q	
C26			CE04LW1H2R2M	ELECTRO 2.2UF 50WV	Q	
TC1			C05-0463-05	CERAMIC TRIMMER CAPACITOR(120P)	Q	
CN1			E40-8288-05	FLAT CABLE CONNECTOR	Q	
CN2, 3			E40-4871-05	PIN ASSY	Q	
CN6			E40-4872-05	PIN ASSY	Q	
L1			L39-1350-05	PEAKING COIL	Q	
L2, 3			L79-1236-05	LC FILTER	Q	
R9			RS14KB3A221J	FL-PROOF RS 220 J 1W	Q	
VR1			R12-3685-05	TRIMMING POT.(10K)	Q	
VR2			R12-1619-05	TRIMMING POT.(4.7K)	Q	
D1			HZS5.1N(B2)	ZENER DIODE	Q	
D1			MTZJ5.1(B)	ZENER DIODE	Q	
D2			RB721Q	DIODE	Q	
D3			HSS104	DIODE	Q	
D3			1SS133	DIODE	Q	
D4			HZS5.1N(B2)	ZENER DIODE	Q	
D4			MTZJ5.1(B)	ZENER DIODE	Q	
D6, 7			HSS104	DIODE	Q	
D6, 7			1SS133	DIODE	Q	
IC1			IR3R42	ANALOGUE IC	Q	
IC2			NJM4565D	ANALOGUE IC	Q	
IC3			TC4052BP	MOS-IC	Q	
Q1			2SA1175(F,E)	TRANSISTOR	Q	
Q1			2SA933A(S,Q,R)	TRANSISTOR	Q	
Q5		*	DTC144ESA	DIGITAL TRANSISTOR	Q	
Q5			KRC104M	TRANSISTOR	Q	
Q5			UN4213	DIGITAL TRANSISTOR	Q	
POWER AMPLIFIER UNIT (X07-303X-XX)						
C1, 2			CE04KW1H0R1M	ELECTRO 0.1UF 50WV		57
C1, 2			CE04KW1H010M	ELECTRO 1.0UF 50WV		24
C3, 4			CC45FCH1H470J	CERAMIC 47PF J		
C9, 10			CC45FSL1H331J	CERAMIC 330PF J		
C11, 12			CC45FCH1H101J	CERAMIC 100PF J		
C13, 14			CE04KW1V100M	ELECTRO 10UF 35WV		57
C13, 14			CE04KW1V4R7M	ELECTRO 4.7UF 35WV		24
C15, 16			CC45FCH1H070D	CERAMIC 7.0PF D		
C25, 26			CC45FSL2H470J	CERAMIC 47PF J		
C29, 30			CE04KW1H470M	ELECTRO 47UF 50WV		
C33, 34			CK45FF1H472Z	CERAMIC 4700PF Z		57
C35, 36			CK45FF1H103Z	CERAMIC 0.010UF Z		
C41, 42			CF92FV1H224J	MF-C 0.22UF J	KP	24
C41, 42			CF92FV1H224J	MF-C 0.22UF J	M1E1	
C41, 42			CF92FV1H224J	MF-C 0.22UF J	YMXTQ	

L: Scandinavia K: USA P: Canada R: Mexico C: China I: Malaysia
 Y: PX(Far East, Hawaii) T: Europe E: Europe G: Germany V: China(Shanghai)
 Y: AAFES(Europe) X: Australia Q: Russia H: Korea M: Other Areas Δ indicates safety critical components.

PARTS LIST

10

* New Parts
 Parts without **Parts No.** are not supplied.
 Les articles non mentionnés dans le **Parts No.** ne sont pas fournis.
 Teile ohne **Parts No.** werden nicht geliefert.

Ref. No	Add-ress	New Parts	Parts No.	Description	Desti-nation	Re-marks
C41, 42		*	C91-1577-05	MP-C 0.22UF J	KP	24
C41, 42		*	C91-1577-05	MP-C 0.22UF J	M1E1	
C41, 42		*	C91-1577-05	MP-C 0.22UF J	YMXTQ	
C43, 44			CF92FV1H104J	MF-C 0.10UF J	KP	57
C43, 44			CF92FV1H224J	MF-C 0.22UF J	KP	24
C43, 44			CF92FV1H224J	MF-C 0.22UF J		
C43, 44			CF92FV1H224J	MF-C 0.22UF J		
C43, 44		*	C91-1573-05	MP-C 0.10UF J		57
C43, 44		*	C91-1577-05	MP-C 0.22UF J	KP	24
C43, 44		*	C91-1577-05	MP-C 0.22UF J	M1E1	
C43, 44		*	C91-1577-05	MP-C 0.22UF J	YMXTQ	
C51			CE04KW1A101M	ELECTRO 100UF 10WV		
C61, 62			CK45FF1H472Z	CERAMIC 4700PF Z		
C63			CC45FCH1H221J	CERAMIC 220PF J		
C66			CK45FB1H102K	CERAMIC 1000PF K		
C72			CE04KW1H470M	ELECTRO 47UF 50WV		24
C72			CE04KW1J470M	ELECTRO 47UF 63WV		57
C81			CE04KW1C100M	ELECTRO 10UF 16WV		
C82			CK45FF1H103Z	CERAMIC 0.010UF Z		
C83			CE04KW1C100M	ELECTRO 10UF 16WV		
CN1		*	E40-3270-05	PIN ASSY		
CN2		*	E40-8331-05	PIN ASSY	KP	57
CN3, 4		*	E40-4871-05	PIN ASSY		
J2			E70-0053-05	LOCK TERMINAL BOARD		
J3			E63-0116-05	PHONO JACK		
J4			E70-0053-05	LOCK TERMINAL BOARD	M1E1	57
J4			E70-0053-05	LOCK TERMINAL BOARD	TEQ	57
J4			E70-0053-05	LOCK TERMINAL BOARD	YMX	
E1, 2			J19-3289-05	LEAD HOLDER	M1E1	57
E1, 2			J19-3289-05	LEAD HOLDER	TEQ	57
R25, 26			RD14BB2C471J	RD 470 J 1/6W		57
R25, 26			RD14BB2C681J	RD 680 J 1/6W		24
R31-34			RD14BB2E133J	RD 13K J 1/4W		
R39, 40			RD14BB2C122J	RD 1.2K J 1/6W	KP	24
R41-44			RD14NB2E220J	RD 22 J 1/4W		
R45-48			RS14KB3DR22J	FL-PROOF RS 0.22 J 2W		
R49, 50			RD14BB2C102J	RD 1.0K J 1/6W	KP	57
R49, 50			RD14BB2C473J	RD 47K J 1/6W	KP	24
R55, 56			RD14BB2C122J	RD 1.2K J 1/6W	KP	57
R55, 56			RD14BB2C132J	RD 1.3K J 1/6W	KP	24
R57, 58			RD14BB2C162J	RD 1.6K J 1/6W		57
R61, 62			RD14BB2C332J	RD 3.3K J 1/6W		57
R71, 72			RD14NB2E100J	RD 10 J 1/4W		
R101			RS14KB3D102J	FL-PROOF RS 1.0K J 2W		24
R101			RS14KB3D122J	FL-PROOF RS 1.2K J 2W	M1E1	57
R101			RS14KB3D122J	FL-PROOF RS 1.2K J 2W	YMXTQ	57
R101			RS14KB3D152J	FL-PROOF RS 1.5K J 2W	KP	57
R112			RD14NB2E151J	RD 150 J 1/4W		
R121			RS14KB3D102J	FL-PROOF RS 1.0K J 2W		57
R121			RS14KB3D681J	FL-PROOF RS 680 J 2W		24
R128			RD14NB2E101J	RD 100 J 1/4W		
R130			RD14BB2C101J	RD 100 J 1/6W	M1E1	57
R130			RD14BB2C101J	RD 100 J 1/6W	TEQ	57
R131, 132			RS14KB3D331J	FL-PROOF RS 330 J 2W		

L: Scandinavia K: USA P: Canada R: Mexico C: China I: Malaysia
 Y: PX(Far East, Hawaii) T: Europe E: Europe G: Germany V: China(Shanghai)
 Y: AAFES(Europe) X: Australia Q: Russia H: Korea M: Other Areas Δ indicates safety critical components.

* New Parts

Parts without **Parts No.** are not supplied.
Les articles non mentionnés dans le **Parts No.** ne sont pas fournis.
Teile ohne **Parts No.** werden nicht geliefert.

11

Ref. No	Add-ress	New Parts	Parts No.	Description	Desti-nation	Re-marks
VR1, 2			R32-0031-05	SEMI FIXED VARIABLE RESISTOR	KP	57
K1			S76-0045-15	MAGNETIC RELAY	E1	57
S1			S62-0077-05	SLIDE SWITCH	TEQM1	57
S1			S62-0077-05	SLIDE SWITCH	YMX	57
S1			S62-0077-05	SLIDE SWITCH		
D1, 2			HSS104A	DIODE		
D1, 2			1SS133	DIODE		
D3, 4			HZS18N(B2)	ZENER DIODE		24
D3, 4			HZS20N(B2)	ZENER DIODE		57
D3, 4			MTZJ18(B)	ZENER DIODE		24
D3, 4			MTZJ20(B)	ZENER DIODE		57
D5, 6			HSS104A	DIODE	E1	57
D5, 6			HSS104A	DIODE	TEQM1	57
D5, 6			HSS104A	DIODE	YMX	57
D5, 6			1SS133	DIODE	E1	57
D5, 6			1SS133	DIODE	TEQM1	57
D5, 6			1SS133	DIODE	YMX	57
D7, 8			HZS13N(B2)	ZENER DIODE		24
D7, 8			HZS16N(B2)	ZENER DIODE		57
D7, 8			MTZJ13(B)	ZENER DIODE		24
D7, 8			MTZJ16(B)	ZENER DIODE		57
D9, 10			HSS104A	DIODE		
D9, 10			1SS133	DIODE		
D11~14			HSS104A	DIODE		57
D11~14			1SS133	DIODE		57
D15, 16			HSS104A	DIODE		
D15, 16			1SS133	DIODE		
D21			HZS5.1N(B2)	ZENER DIODE		
D21			MTZJ5.1(B)	ZENER DIODE		
D25, 26			HSS104A	DIODE		
D25, 26			1SS133	DIODE		
D30			HZS13N(B2)	ZENER DIODE		
D30			MTZJ13(B)	ZENER DIODE		
D31			HSS104A	DIODE		
D31			1SS133	DIODE		
D32			HZS10N(B2)	ZENER DIODE		
D32			MTZJ10(B)	ZENER DIODE		
D33			HSS104A	DIODE		
D33			1SS133	DIODE		
Q1, 2			2SC2878(B)	TRANSISTOR		
Q3, 4			2SD2144S(U,V)	TRANSISTOR		
Q5~8			2SA992(F,E)	TRANSISTOR		
Q9, 10			2SC1845(F,E)	TRANSISTOR		
Q11, 12			2SC4137F50(V,W)	TRANSISTOR		
Q13, 14			2SD2493	TRANSISTOR		24
Q13, 14			2SD2493A	TRANSISTOR		57
Q15, 16			2SB1624	TRANSISTOR		24
Q15, 16			2SB1624A	TRANSISTOR		57
Q17, 18			2SC1845(F,E)	TRANSISTOR		
Q19, 20			2SA992(F,E)	TRANSISTOR		57
Q21			2SA992(F,E)	TRANSISTOR		
Q22, 23			2SC1845(F,E)	TRANSISTOR		
Q31			2SC1845(F,E)	TRANSISTOR		
Q41			2SC3940A(R,S)	TRANSISTOR		

L: Scandinavia K: USA P: Canada R: Mexico C: China I: Malaysia
Y: PX(Far East, Hawaii) T: Europe E: Europe G: Germany V: China(Shanghai)
Y: AAFES(Europe) X: Australia Q: Russia H: Korea M: Other Areas Δ indicates safety critical components.

* New Parts

Parts without **Parts No.** are not supplied.
Les articles non mentionnés dans le **Parts No.** ne sont pas fournis.
Teile ohne **Parts No.** werden nicht geliefert.

12

Ref. No	Add-ress	New Parts	Parts No.	Description	Desti-nation	Re-marks
Q42			2SA954(L,K)	TRANSISTOR		
Q43			2SC1845(F,E)	TRANSISTOR		
SUB-CIRCUIT UNIT (X13-761X-XX)						
C1~4			CC73FCH1H221J	CHIP C		220PF J
C5, 6			CE04KW1H010M	ELECTRO		1.0UF 50WV
C9, 10			CE04KW1H010M	ELECTRO		1.0UF 50WV
C13, 14			CE04KW1H3R3M	ELECTRO		3.3UF 50WV
C15, 16			CK73FB1E104K	CHIP C		0.10UF K
C17, 18			CE04KW1HR33M	ELECTRO		0.33UF 50WV
C19, 20			CK73FB1H273K	CHIP C		0.027UF K
C21, 22			CE04KW1H010M	ELECTRO		1.0UF 50WV
C23, 24			CK73FB1H103K	CHIP C		0.010UF K
C25, 26			CK73FB1C224K	CHIP C		0.22UF K
C27, 28			CK73FB1H472K	CHIP C		4700PF K
C29~36			CE04KW1H3R3M	ELECTRO		3.3UF 50WV
C37			CK73FB1C224K	CHIP C		0.22UF K
C41, 42			CE04KW1A331M	ELECTRO		330UF 10WV
C43			CE04KW1V100M	ELECTRO		10UF 35WV
C44			CC73FCH1H221J	CHIP C		220PF J
C45, 46			CC73FCH1H101J	CHIP C		100PF J
C47, 48			CK73FB1H122K	CHIP C		1200PF K
C49			CK73FB1E104K	CHIP C		0.10UF K
C50			CC73FCH1H101J	CHIP C		100PF J
C51			CK73FB1E104K	CHIP C		0.10UF K
C52			CK73FB1H103K	CHIP C		0.010UF K
C53			CK73FB1H102K	CHIP C		1000PF K
C54			CK73FB1E104K	CHIP C		0.10UF K
C55			CK73FF1C105Z	CHIP C		1.0UF Z
C56			CC73FCH1H180J	CHIP C		18PF J
C57			CC73FCH1H220J	CHIP C		22PF J
C58, 59			CC73FCH1H471J	CHIP C		470PF J
C60			CK73FB1H102K	CHIP C		1000PF K
C61, 62			CE04LW1H010M	ELECTRO		1.0UF 50WV
C63			CE04LW0J331M	ELECTRO		330UF 6.3WV
C64			CK73FB1H103K	CHIP C		0.010UF K
C65			CE04LW1A101M	ELECTRO		100UF 10WV
C71			CE04KW1C220M	ELECTRO		22UF 16WV
C72			CE04KW1H010M	ELECTRO		1.0UF 50WV
C73			CE04LW1V4R7M	ELECTRO		4.7UF 35WV
C76			CK73FB1H103K	CHIP C		0.010UF K
C81			CE04LW1H2R2M	ELECTRO		2.2UF 50WV
C82			CC73FCH1H331J	CHIP C		330PF J
C83			CK73FB1H103K	CHIP C		0.010UF K
C84			CC73FCH1H561J	CHIP C		560PF J
C85			CE04LW1A470M	ELECTRO		47UF 10WV
C86			CK73FB1H103K	CHIP C		0.010UF K
C87			CC73FCH1H220J	CHIP C		22PF J
C88			CC73FCH1H470J	CHIP C		47PF J
C501			CE04KW1A101M	ELECTRO		100UF 10WV
C502			CC73FCH1H680J	CHIP C		68PF J
C503			CK73EB1H103K	CHIP C		0.010UF K
C504			CE04KW1A101M	ELECTRO		100UF 10WV
C505			CK73FB1E333K	CHIP C		0.033UF K
C506			CE04KW0J471M	ELECTRO		470UF 6.3WV

L: Scandinavia K: USA P: Canada R: Mexico C: China I: Malaysia
Y: PX(Far East, Hawaii) T: Europe E: Europe G: Germany V: China(Shanghai)
Y: AAFES(Europe) X: Australia Q: Russia H: Korea M: Other Areas Δ indicates safety critical components.

PARTS LIST

RXD-402/452/502/552/572S/A41/A51

* New Parts

Parts without **Parts No.** are not supplied.Les articles non mentionnés dans le **Parts No.** ne sont pas fournis.Teile ohne **Parts No.** werden nicht geliefert.

13

Ref. No	Add-ress	New Parts	Parts No.	Description	Desti-nation	Re-marks
C507			CC73FCH1H471J	CHIP C 470PF J		
C508			CK73FB1E104K	CHIP C 0.10UF K		
C509			CE04DW1A471M	ELECTRO 470UF 16WV		
C510			CC73FCH1H101J	CHIP C 100PF J		
C511			CK73FB1E104K	CHIP C 0.10UF K		
C512			CK73FB1H102K	CHIP C 1000PF K		
C513			CK73FB1E104K	CHIP C 0.10UF K		
C514			CE04KW1A101M	ELECTRO 100UF 10WV		
C515, 516			CC73FCH1H470J	CHIP C 47PF J	M1E1	
C515, 516			CC73FCH1H470J	CHIP C 47PF J	YMXTQ	
C517			CE04KW1A101M	ELECTRO 100UF 10WV	KPYMX	
C518			CE04KW1A101M	ELECTRO 100UF 10WV	M1	
C519			CK73FB1E473K	CHIP C 0.047UF K		
C520			CK73FB1H152K	CHIP C 1500PF K		
C521			CK73FB1H103K	CHIP C 0.010UF K		
C522			CK73FB1H332K	CHIP C 3300PF K		
C523			CE04HW1HR47M	NP-ELEC 0.47UF 50WV		
C524			CC73FCH1H221J	CHIP C 220PF J		
C525			CK73FB1H223K	CHIP C 0.022UF K		
C526			CC73FCH1H221J	CHIP C 220PF J		
C527			CK73EB1H103K	CHIP C 0.010UF K		
C528			CK73FB1E104K	CHIP C 0.10UF K		
C530			CK73FB1E104K	CHIP C 0.10UF K	M1E1	
C530			CK73FB1E104K	CHIP C 0.10UF K	YMXTQ	
C531, 532			CQ93FMG1H821J	MYLAR 820PF J		
C533, 534			CQ93FMG1H151K	MYLAR 150PF K		
C535, 536			CQ93FMG1H821J	MYLAR 820PF J		
C537			CK73FB1H103K	CHIP C 0.010UF K		
C538			CE04LW1C101M	ELECTRO 100UF 16WV		
C541, 542			CK73FF1C105Z	CHIP C 1.0UF Z		
C543-546			CK73FB1E104K	CHIP C 0.10UF K		
C547			CK73EB1H103K	CHIP C 0.010UF K		
C548			CK73FB1H103K	CHIP C 0.010UF K		
CN2		*	E40-8122-05	FLAT CABLE CONNECTOR		
CN3		*	E40-8320-05	PIN ASSY		
CN4		*	E40-4908-05	FLAT CABLE CONNECTOR		
CN5		*	E40-4920-05	FLAT CABLE CONNECTOR		
CN5		*	E40-8332-05	FLAT CABLE CONNECTOR		
J1			E63-1037-05	PHONO JACK		
J2			E20-0321-05	LOCK TERMINAL BOARD(2P,F)		
L501			L40-1001-31	SMALL FIXED INDUCTOR(10UH,K)		
L502, 503			L40-1001-17	SMALL FIXED INDUCTOR(10UH,K)		
X1			L78-0294-05	RESONATOR (10.000M)		
X2			L77-2173-05	CRYSTAL RESONATOR(32.768KHZ)		
X3			L77-2002-05	CRYSTAL RESONATOR(4.332MHZ)	TEQE1	
X501			L77-2190-05	CRYSTAL RESONATOR(16.9344MHZ)	M1E1	
X501			L77-2190-05	CRYSTAL RESONATOR(16.9344MHZ)	YMXTQ	
X501			L78-0299-05	RESONATOR (16.93M)	KP	
R1, 2			RK73FB2A102J	CHIP R 1.0K J 1/10W		
R3, 4			RK73FB2A104J	CHIP R 100K J 1/10W		
R5, 6			RK73FB2A102J	CHIP R 1.0K J 1/10W		
R7, 8			RK73FB2A104J	CHIP R 100K J 1/10W		
R9, 10			RK73FB2A183J	CHIP R 18K J 1/10W		

L : Scandinavia K : USA P : Canada R : Mexico C : China I : Malaysia
 Y : PX(Far East, Hawaii) T : Europe E : Europe G : Germany V : China(Shanghai)
 Y : AAFES(Europe) X : Australia Q : Russia H : Korea M : Other Areas Δ indicates safety critical components.

* New Parts

Parts without **Parts No.** are not supplied.Les articles non mentionnés dans le **Parts No.** ne sont pas fournis.Teile ohne **Parts No.** werden nicht geliefert.

14

Ref. No	Add-ress	New Parts	Parts No.	Description	Desti-nation	Re-marks
R22			RK73FB2A183J	CHIP R 18K J 1/10W		
Δ R27, 28			RD14NB2E151J	RD 150 J 1/4W		
Δ R29			RD14NB2E221J	RD 220 J 1/4W		
R30			RK73FB2A474J	CHIP R 470K J 1/10W		
R31			RK73FB2A473J	CHIP R 47K J 1/10W		
R35, 36			RK73FB2A473J	CHIP R 47K J 1/10W		
R37			RK73FB2A223J	CHIP R 22K J 1/10W		
R38			RK73FB2A472J	CHIP R 4.7K J 1/10W		
R43-45			RK73FB2A472J	CHIP R 4.7K J 1/10W		
R47			RK73FB2A473J	CHIP R 47K J 1/10W		
R52			RK73FB2A472J	CHIP R 4.7K J 1/10W		
R61-64			RK73FB2A102J	CHIP R 1.0K J 1/10W		
R79			RK73FB2A473J	CHIP R 47K J 1/10W		
R80			RK73FB2A102J	CHIP R 1.0K J 1/10W		
R88			RK73FB2A473J	CHIP R 47K J 1/10W		
R101			RK73FB2A473J	CHIP R 47K J 1/10W		
R107			RK73FB2A133J	CHIP R 13K J 1/10W	T	
R107			RK73FB2A223J	CHIP R 22K J 1/10W	M1	
R107			RK73FB2A393J	CHIP R 39K J 1/10W	YM	
R107			RK73FB2A472J	CHIP R 4.7K J 1/10W	QX	
R107			RK73FB2A822J	CHIP R 8.2K J 1/10W	EE1	
R107			RK73FB2A913J	CHIP R 91K J 1/10W	KP	
R111			RK73FB2A473J	CHIP R 47K J 1/10W		
R114			RK73FB2A471J	CHIP R 470 J 1/10W		
R115			RK73FB2A221J	CHIP R 220 J 1/10W		
R119			RK73FB2A221J	CHIP R 220 J 1/10W		
R121			RK73EB2B103J	CHIP R 10K J 1/8W		
R122-129			RK73FB2A221J	CHIP R 220 J 1/10W		
R131			RK73FB2A475J	CHIP R 4.7M J 1/10W		
R132			RK73FB2A104J	CHIP R 100K J 1/10W		
R139			RK73FB2A103J	CHIP R 10K J 1/10W		
R151			RK73FB2A222J	CHIP R 2.2K J 1/10W		
R152			RK73FB2A473J	CHIP R 47K J 1/10W		
R153			RK73FB2A562J	CHIP R 5.6K J 1/10W		
R154			RK73FB2A471J	CHIP R 470 J 1/10W		
R155			RK73FB2A473J	CHIP R 47K J 1/10W		
R156			RK73FB2A562J	CHIP R 5.6K J 1/10W		
Δ R165			RD14NB2E681J	RD 680 J 1/4W		
R189, 190			RK73FB2A102J	CHIP R 1.0K J 1/10W		
R207-209			RK73FB2A101J	CHIP R 100 J 1/10W		
R213			RK73FB2A222J	CHIP R 2.2K J 1/10W	TEQE1	
Δ R216			RD14NB2E2R2J	RD 2.2 J 1/4W	TEQE1	
R221, 222			RK73FB2A472J	CHIP R 4.7K J 1/10W	KPYMX	
R221, 222			RK73FB2A472J	CHIP R 4.7K J 1/10W	M1	
R501			RK73FB2A224J	CHIP R 220K J 1/10W		
R502-505			RK73FB2A683J	CHIP R 68K J 1/10W		
R507			RK73FB2A102J	CHIP R 1.0K J 1/10W		
R508			RK73FB2A100J	CHIP R 10 J 1/10W		
R509			RK73FB2A473J	CHIP R 47K J 1/10W		
R510			RK73FB2A103J	CHIP R 10K J 1/10W		
R511			RK73FB2A152J	CHIP R 1.5K J 1/10W		
R512			RK73FB2A222J	CHIP R 2.2K J 1/10W		
R513, 514			RK73FB2A103J	CHIP R 10K J 1/10W		
R515, 516			RK73FB2A101J	CHIP R 100 J 1/10W		
R518			RK73FB2A153J	CHIP R 15K J 1/10W		

L : Scandinavia K : USA P : Canada R : Mexico C : China I : Malaysia
 Y : PX(Far East, Hawaii) T : Europe E : Europe G : Germany V : China(Shanghai)
 Y : AAFES(Europe) X : Australia Q : Russia H : Korea M : Other Areas Δ indicates safety critical components.

* New Parts

Parts without **Parts No.** are not supplied.
Les articles non mentionnés dans le **Parts No.** ne sont pas fournis.
Teile ohne **Parts No.** werden nicht geliefert.

15

Ref. No	Add-ress	New Parts	Parts No.	Description	Desti-nation	Re-marks
R520			RK73FB2A184J	CHIP R 180K J 1/10W		
R522			RK73FB2A103J	CHIP R 10K J 1/10W		
R523			RK73FB2A472J	CHIP R 4.7K J 1/10W		
R525			RK73FB2A474J	CHIP R 470K J 1/10W		
R526			RK73FB2A105J	CHIP R 1.0M J 1/10W		
R527			RK73FB2A153J	CHIP R 15K J 1/10W		
R529			RK73FB2A473J	CHIP R 47K J 1/10W		
R534			RK73FB2A471J	CHIP R 470 J 1/10W		
R535			RK73FB2A105J	CHIP R 1.0M J 1/10W		
R537			RK73FB2A561J	CHIP R 560 J 1/10W	M1E1	
R537			RK73FB2A561J	CHIP R 560 J 1/10W	YMXTEQ	
R538			RK73FB2A221J	CHIP R 220 J 1/10W	M1E1	
R538			RK73FB2A221J	CHIP R 220 J 1/10W	YMXTEQ	
R539			RK73FB2A1R0J	CHIP R 1 J 1/10W		
R540, 541			RK73FB2A332J	CHIP R 3.3K J 1/10W		
R542			RK73FB2A103J	CHIP R 10K J 1/10W		
R543			RK73FB2A105J	CHIP R 1.0M J 1/10W		
R544			RK73FB2A104J	CHIP R 100K J 1/10W		
R545			RK73FB2A333J	CHIP R 33K J 1/10W		
R546			RK73FB2A472J	CHIP R 4.7K J 1/10W		
R547			RK73FB2A153J	CHIP R 15K J 1/10W		
R548			RK73FB2A104J	CHIP R 100K J 1/10W		
R551			RK73FB2A472J	CHIP R 4.7K J 1/10W		
R553			RD14NB2E2R2J	RD 2.2 J 1/4W		
R555			RK73FB2A822J	CHIP R 8.2K J 1/10W		
R556			RK73FB2A103J	CHIP R 10K J 1/10W		
R557			RK73FB2A432J	CHIP R 4.3K J 1/10W		
R558			RK73FB2A512J	CHIP R 5.1K J 1/10W		
R559			RK73FB2A103J	CHIP R 10K J 1/10W		
R560			RK73FB2A224J	CHIP R 220K J 1/10W		
R561, 562			RK73FB2A912J	CHIP R 9.1K J 1/10W		
R563-566			RK73FB2A103J	CHIP R 10K J 1/10W		
R569, 570			RK73FB2A220J	CHIP R 22 J 1/10W		
R571-574			RK73FB2A101J	CHIP R 100 J 1/10W		
R575-578			RK73FB2A100J	CHIP R 10 J 1/10W		
R580			RK73FB2A472J	CHIP R 4.7K J 1/10W		
R581			RK73FB2A101J	CHIP R 100 J 1/10W		
VR1			R32-0038-05	SEMI FIXED VARIABLE RESISTOR		
W5			R92-0670-05	CHIP R 0 OHM	E2	
W5			R92-0670-05	CHIP R 0 OHM	T1E1Q1	
W7			R92-0670-05	CHIP R 0 OHM		
W67			R92-0679-05	CHIP R 0 OHM		
W195			R92-0670-05	CHIP R 0 OHM		
D1-4			HSS104A	DIODE		
D1-4			1S5133	DIODE		
D6, 7			HZS7.5N(B2)	ZENER DIODE		
D6, 7			MTZJ7.5(B)	ZENER DIODE		
D8			HZS3.9N(B2)	ZENER DIODE		
D8			MTZJ3.9(B)	ZENER DIODE		
D11, 12			RB721Q	DIODE		
D13, 14			HSS104A	DIODE		
D13, 14			1S5133	DIODE		
D16			DAP202U	DIODE		
D16			MA142WA	DIODE		

L: Scandinavia K: USA P: Canada R: Mexico C: China I: Malaysia
Y: PX(Far East, Hawaii) T: Europe E: Europe G: Germany V: China(Shanghai)
Y: AAFES(Europe) X: Australia Q: Russia H: Korea M: Other Areas Δ indicates safety critical components.

* New Parts

Parts without **Parts No.** are not supplied.
Les articles non mentionnés dans le **Parts No.** ne sont pas fournis.
Teile ohne **Parts No.** werden nicht geliefert.

16

Ref. No	Add-ress	New Parts	Parts No.	Description	Desti-nation	Re-marks
D16			1SS300	DIODE		
D501, 502			MA111	DIODE		
D501, 502			1SS355	DIODE		
D504			DAN202U	DIODE		
D504			MA142WK	DIODE		
D504			1SS301	DIODE		
IC1		*	M30622MA-173FP	MI-COM IC		
IC2			M62492FP	MOS-IC	TEQE1	
IC3			SAA6579T/R	ANALOGUE IC		
IC4		*	S-80840ANY	ANALOGUE IC		
IC5			CXA1571M	ANALOGUE IC		
IC6			BA5979S	ANALOGUE IC		
IC7			CXD2587Q	MOS-IC		
IC8, 9			TA8409S	MOS-IC		
Δ Q1			KTC3199(Y,GR)	TRANSISTOR		
Δ Q1			2SC2785(F,E)	TRANSISTOR		
Δ Q2			2SB1412F5(Q,R)	TRANSISTOR	KPYMX	
Δ Q2			2SB1412F5(Q,R)	TRANSISTOR	M1	
Q3			DTC124EUA	DIGITAL TRANSISTOR	KPYMX	
Q3			DTC124EUA	DIGITAL TRANSISTOR	M1	
Q3		*	KRC103S	TRANSISTOR	KPYMX	
Q3		*	KRC103S	TRANSISTOR	M1	
Q3			UN5212	DIGITAL TRANSISTOR	KPYMX	
Q3			UN5212	DIGITAL TRANSISTOR	M1	
Q4, 5			DTA113ZUA	DIGITAL TRANSISTOR		
Q4, 5			UN5119	DIGITAL TRANSISTOR		
Q7			DTA143TUA	DIGITAL TRANSISTOR	TEQE1	
Q7			UN5116	DIGITAL TRANSISTOR	TEQE1	
Q8			DTC124EUA	DIGITAL TRANSISTOR		
Q8		*	KRC103S	TRANSISTOR		
Q8			UN5212	DIGITAL TRANSISTOR		
Q10			DTA113ZUA	DIGITAL TRANSISTOR		
Q10			UN5119	DIGITAL TRANSISTOR		
Q11, 12		*	2SD2144S(U,V)	TRANSISTOR	TEQE1	
Q501			2SA954(L,K)	TRANSISTOR		
Q502			DTC113ZUA	DIGITAL TRANSISTOR		
Q502			UN5219	DIGITAL TRANSISTOR		
Δ Q503		*	KTA1273	TRANSISTOR		
Δ Q503			2SA1534A(R,S)	TRANSISTOR		
Q504			DTC113ZUA	DIGITAL TRANSISTOR		
Q504			UN5219	DIGITAL TRANSISTOR		
Δ Q505			2SB1640	TRANSISTOR		
A1		*	W02-2673-05	TUNER ASSY	KPYMX	
A1		*	W02-2674-05	TUNER ASSY	EE1	
A1		*	W02-2675-05	TUNER ASSY	Q	
A1		*	W02-2676-05	TUNER ASSY	M1	
A1		*	W02-2685-05	TUNER ASSY	T	
A501			W02-1114-05	OSCILLATING MODULE	M1E1	
A501			W02-1114-05	OSCILLATING MODULE	YMXTEQ	
DISPLAY UNIT (X14-493X-XX)						
D51, 52			B30-2546-05	LED(RED3(80))		
D53		*	B30-2548-05	LED(GRN5(80),HI B)		57
D54-58		*	B30-2547-05	LED(RED5(80),HI B)		
D59-64		*	B30-2546-05	LED(RED3(80))	TEQE1	

L: Scandinavia K: USA P: Canada R: Mexico C: China I: Malaysia
Y: PX(Far East, Hawaii) T: Europe E: Europe G: Germany V: China(Shanghai)
Y: AAFES(Europe) X: Australia Q: Russia H: Korea M: Other Areas Δ indicates safety critical components.

PARTS LIST

RXD-402/452/502/552/572S/A41/A51

* New Parts

Parts without **Parts No.** are not supplied.Les articles non mentionnés dans le **Parts No.** ne sont pas fournis.Teile ohne **Parts No.** werden nicht geliefert.

17

Ref. No	Add-ress	New Parts	Parts No.	Description	Desti-nation	Re-marks
D65-67 D70		*	B30-2548-05	LED(GRN5(80),HI B)		57
		*	B30-2548-05	LED(GRN5(80),HI B)		57
C1, 2 C51			CC45FSL1H221J	CERAMIC 220PF J		
C52, 53			C91-0769-05	CERAMIC 0.010UF K		
C55			C91-0757-05	CERAMIC 1000PF K		
C56			C91-0769-05	CERAMIC 0.010UF K		
			C91-0745-05	CERAMIC 100PF K		
C57, 58 C59, 60 C61			C91-0757-05	CERAMIC 1000PF K		
C62, 63 C64			CK45FB1H102K	CERAMIC 1000PF K	TEQE1	
			CK45FF1H103Z	CERAMIC 0.010UF Z	TEQE1	
			CK45FB1H102K	CERAMIC 1000PF K		
			CK45FF1H103Z	CERAMIC 0.010UF Z		
C65			C90-3714-05	ELECTRO 47UF 10WV		
C66, 67 C68, 69			CK45FB1H102K	CERAMIC 1000PF K		
C70			C91-0757-05	CERAMIC 1000PF K		
C71			C90-3258-05	ELECTRO 10UF 50WV		
			CK45FF1H103Z	CERAMIC 0.010UF Z		
C72, 73 C74			C90-3253-05	ELECTRO 1.0UF 50WV		
C75			C90-3258-05	ELECTRO 10UF 50WV		
C76			C91-0757-05	CERAMIC 1000PF K		
			C90-3212-05	ELECTRO 47UF 6.3WV		
CN1 CN3 J1		*	E40-8333-05	FLAT CABLE CONNECTOR		
			E40-3262-05	PIN ASSY		
			E11-0280-05	PHONE JACK		
-		*	J19-5960-03	HOLDER		
R1, 2 R70			RD14NB2E100J	RD 10 J 1/4W		
R71			RD14BB2C103J	RD 10K J 1/6W		57
R76			RD14BB2C103J	RD 10K J 1/6W		24
R110			RD14BB2C331J	RD 330 J 1/6W		57
			RD14BB2C331J	RD 330 J 1/6W		57
R126-128			RD14BB2C121J	RD 120 J 1/6W		57
S1-26			S70-0031-05	TACT SWITCH		
S27 S28, 29		*	T99-0602-05	ROTARY ENCODER		
			T99-0615-05	ROTARY ENCODER		
D1 D1			HZS6.2N(B2)	ZENER DIODE		
D2			MTZJ6.2(B)	ZENER DIODE		
D2			HSS104A	DIODE		
D71			1SS133	DIODE		
			HZS6.2N(B2)	ZENER DIODE		
D71 ED1		*	MTZJ6.2(B)	ZENER DIODE		
ED1		*	BJ665GK	INDICATOR TUBE		24
IC51		*	SVA-15MM13	INDICATOR TUBE		57
IC52		*	M66004SP	MOS-IC		
			BU2090	ANALOGUE IC		
IC53 Q1-4 Q1-4			BU2090	ANALOGUE IC	TEQE1	
Q8, 9			KTC3199(Y,GR)	TRANSISTOR		
Q8, 9			2SC2785(F,E)	TRANSISTOR		
			DTC124ESA	DIGITAL TRANSISTOR		
			UN4212	DIGITAL TRANSISTOR		
A1			W02-2561-05	ELECTRIC CIRCUIT MODULE		

L : Scandinavia K : USA P : Canada R : Mexico C : China I : Malaysia
 Y : PX(Far East, Hawaii) T : Europe E : Europe G : Germany V : China(Shanghai)
 Y : AAFES(Europe) X : Australia Q : Russia H : Korea M : Other Areas Δ indicates safety critical components.

* New Parts

Parts without **Parts No.** are not supplied.Les articles non mentionnés dans le **Parts No.** ne sont pas fournis.Teile ohne **Parts No.** werden nicht geliefert.

18

Ref. No	Add-ress	New Parts	Parts No.	Description	Desti-nation	Re-marks
RECORD/PLAYBACK UNIT (X28-298X-XX)						
C1-4 C5, 6 C7, 8 C9, 10 C11-14			CK45FB1H471K	CERAMIC 470PF K		
			CQ93FMG1H103J	MYLAR 0.010UF J		
			C90-3681-05	ELECTRO 2.2UF 50WV		24
			C90-3715-05	ELECTRO 4.7UF 35WV		24
			C90-3681-05	ELECTRO 2.2UF 50WV		57
C15, 16 C17, 18 C19, 20 C21, 22 C23, 24			CQ93FMG1H224J	MYLAR 0.22UF J		57
			CQ93FMG1H332J	MYLAR 3300PF J		57
			C90-3681-05	ELECTRO 2.2UF 50WV		57
			CK45FB1H682K	CERAMIC 6800PF K		57
			CC45FSL1H271J	CERAMIC 270PF J		24
C25, 26 C27, 28 C29, 30 C31, 32 C33-36			C90-3658-05	ELECTRO 10UF 16WV		57
			C90-3680-05	ELECTRO 1UF 50WV		
			C90-3681-05	ELECTRO 2.2UF 50WV		
			C90-3658-05	ELECTRO 10UF 16WV		
			CC45FSL1H221J	CERAMIC 220PF J		
C51 C52 C53 C54 C55			C90-3658-05	ELECTRO 10UF 16WV		
			C90-3650-05	ELECTRO 100UF 16WV		
			C90-3650-05	ELECTRO 100UF 16WV		24
			C90-3650-05	ELECTRO 100UF 16WV		57
			C90-3658-05	ELECTRO 10UF 16WV		
C56 C57 C58 C59 C60		*	C90-3650-05	ELECTRO 100UF 16WV		
		*	C90-3659-05	ELECTRO 22UF 16WV		
		*	C90-3680-05	ELECTRO 1UF 50WV		57
		*	C90-3659-05	ELECTRO 22UF 16WV		57
			C90-3680-05	ELECTRO 1UF 50WV		
C61 C62 C63 C64 C65, 66			CK45FB2H471K	CERAMIC 470PF K	Q	
			CQ93HP2A562J	MYLAR 5600PF J		
			C90-3658-05	ELECTRO 10UF 16WV		
			CQ93FMG1H103J	MYLAR 0.010UF J		
			CQ93FMG1H562J	MYLAR 5600PF J		
C67 C68 C69 C70 C71			CQ93FMG1H103J	MYLAR 0.010UF J		
			CK45FB1H471K	CERAMIC 470PF K		
			CK45FF1H103Z	CERAMIC 0.010UF Z		
			CC45FSL1H221J	CERAMIC 220PF J		57
			C90-3658-05	ELECTRO 10UF 16WV		57
C72 C73 C74 C75 C76			C90-3650-05	ELECTRO 100UF 16WV		57
			CQ93FMG1H332J	MYLAR 3300PF J		57
			C90-3680-05	ELECTRO 1UF 50WV		57
			CC45FSL1H221J	CERAMIC 220PF J		57
			C90-3658-05	ELECTRO 10UF 16WV		57
C77 C100			C90-3680-05	ELECTRO 1UF 50WV		57
			CF92FV1H105J	MF-C 1.0UF J		
CN1 CN3 CN5		*	E40-3269-05	PIN ASSY		
		*	E40-8252-05	FLAT CABLE CONNECTOR		
		*	E40-8375-05	FLAT CABLE CONNECTOR		
E1-3			J11-0809-05	WIRE CLAMPER		
L1, 2 L3, 4 L5 L6			L40-1035-20	SMALL FIXED INDUCTOR(10 MH,J)		
			L79-1242-05	LC FILTER		57
			L32-1006-05	BIAS OSCILLATING COIL		
			L40-1001-17	SMALL FIXED INDUCTOR(10UH,K)		
R15, 16			RD14BB2C152J	RD 1.5K J 1/6W		57

L : Scandinavia K : USA P : Canada R : Mexico C : China I : Malaysia
 Y : PX(Far East, Hawaii) T : Europe E : Europe G : Germany V : China(Shanghai)
 Y : AAFES(Europe) X : Australia Q : Russia H : Korea M : Other Areas Δ indicates safety critical components.

* New Parts

Parts without **Parts No.** are not supplied.
Les articles non mentionnés dans le **Parts No.** ne sont pas fournis.
Teile ohne **Parts No.** werden nicht geliefert.

19

Ref. No	Add-ress	New Parts	Parts No.	Description	Desti-nation	Re-marks
R17, 18			RD14BB2C103J	RD 10K J 1/6W		24
R19, 20			RD14BB2C391J	RD 390 J 1/6W		24
R21, 22			RD14BB2C103J	RD 10K J 1/6W		24
R23, 24			RD14BB2C152J	RD 1.5K J 1/6W		57
R27, 28			RD14BB2C392J	RD 3.9K J 1/6W		57
R33, 34			RD14BB2C912J	RD 9.1K J 1/6W		57
R39, 40			RD14BB2C563J	RD 56K J 1/6W		57
R51, 52	Δ		RD14NB2E100J	RD 10 J 1/4W		
R53	Δ		RD14NB2E100J	RD 10 J 1/4W		57
R54	Δ		RD14NB2E100J	RD 10 J 1/4W		24
R55	Δ		RD14NB2E100J	RD 10 J 1/4W		
R56			RD14NB2E102J	RD 1.0K J 1/4W		
R60			RD14BB2C183J	RD 18K J 1/6W		57
R61, 62			RD14BB2C223J	RD 22K J 1/6W		57
R71			RD14NB2E152J	RD 1.5K J 1/4W		
R97, 98			RD14BB2C103J	RD 10K J 1/6W		57
R99			RD14BB2C224J	RD 220K J 1/6W		57
R100			RD14BB2C332J	RD 3.3K J 1/6W		57
R101			RD14BB2C104J	RD 100K J 1/6W		57
R102			RD14BB2C103J	RD 10K J 1/6W		57
R103			RD14BB2C472J	RD 4.7K J 1/6W		57
R104			RD14BB2C332J	RD 3.3K J 1/6W		57
R105			RD14BB2C102J	RD 1.0K J 1/6W		57
R106	Δ		RD14NB2E471J	RD 470 J 1/4W		57
R113, 114			RD14BB2C302J	RD 3.0K J 1/6W		24
R125			RD14BB2C103J	RD 10K J 1/6W		57
R130			RD14BB2C104J	RD 100K J 1/6W		57
VR1, 2		*	R32-0031-05	SEMI FIXED VARIABLE RESISTOR		
VR3, 4			R32-0042-05	SEMI FIXED VARIABLE RESISTOR		
VR5			R32-0036-05	SEMI FIXED VARIABLE RESISTOR		
VR7, 8		*	R32-0031-05	SEMI FIXED VARIABLE RESISTOR		
D1-4			HSS104A	DIODE		
D1-4			1SS133	DIODE		
D5			HZS5.6N(B2)	ZENER DIODE		
D5			MTZJ5.6(B)	ZENER DIODE		
D6, 7			HSS104A	DIODE		57
D6, 7			1SS133	DIODE		57
D8			HZS5.1N(B2)	ZENER DIODE		
D8			MTZJ5.1(B)	ZENER DIODE		
D9, 10			HSS104A	DIODE		57
D9, 10			1SS133	DIODE		57
IC1			HA12219NT	ANALOGUE IC		
IC2			HA12136A	ANALOGUE IC		57
IC3			BA3126N	ANALOGUE IC		
IC4		*	HD74HC166P	MOS-IC		
IC4			TC74HC166AP	MOS-IC		
IC5			NJM4565L	ANALOGUE IC		24
IC6			NJM4565L	ANALOGUE IC		57
Q1		*	KTC3205	TRANSISTOR		
Q1			2SC3940A(R,S)	TRANSISTOR		
Q2-5			DTC124ESA	DIGITAL TRANSISTOR		
Q2-5		*	KRC103M	TRANSISTOR		
Q6			2SA1286-T11	TRANSISTOR		
Q7			DTC124ESA	DIGITAL TRANSISTOR		

L: Scandinavia K: USA P: Canada R: Mexico C: China I: Malaysia
Y: PX(Far East, Hawaii) T: Europe E: Europe G: Germany V: China(Shanghai)
Y: AAFES(Europe) X: Australia Q: Russia H: Korea M: Other Areas Δ indicates safety critical components.

* New Parts

Parts without **Parts No.** are not supplied.
Les articles non mentionnés dans le **Parts No.** ne sont pas fournis.
Teile ohne **Parts No.** werden nicht geliefert.

20

Ref. No	Add-ress	New Parts	Parts No.	Description	Desti-nation	Re-marks
Q7		*	KRC103M	TRANSISTOR		
Q8			2SA1286-T11	TRANSISTOR		
Q9			DTC124ESA	DIGITAL TRANSISTOR		
Q9			KRC103M	TRANSISTOR		
Q10			2SA1286-T11	TRANSISTOR		
Q11, 12			KTC3199(Y,GR)	TRANSISTOR		
Q11, 12			2SC2785(F,E)	TRANSISTOR		
Q13, 14			2SC1845(F,E)	TRANSISTOR		Q
Q15			DTA124ESA	DIGITAL TRANSISTOR		Q
Q15		*	KRA103M	TRANSISTOR		Q
Q16			DTC124ESA	DIGITAL TRANSISTOR		Q
Q16		*	KRC103M	TRANSISTOR		
Q21			DTA124ESA	DIGITAL TRANSISTOR		
Q21		*	KRA103M	TRANSISTOR		
Q22			DTC124ESA	DIGITAL TRANSISTOR		
Q22			KRC103M	TRANSISTOR		
Q23-26			KTC3199(Y,GR)	TRANSISTOR		
Q23-26			2SC2785(F,E)	TRANSISTOR		
Q27, 28			DTC124ESA	DIGITAL TRANSISTOR		
Q27, 28		*	KRC103M	TRANSISTOR		
Q29			DTA124ESA	DIGITAL TRANSISTOR		
Q29		*	KRA103M	TRANSISTOR		
CD MECHANISM UNIT (D40-1500-05) : KCTB1H						
103	1B		D13-1763-04	GEAR (MIDDLE)		
104	1B		D13-1765-03	GEAR (DRIVING)		
106	2A		D10-3659-04	ROD (GUIDE)		
113	3A		E40-3264-05	PIN ASSY		
111	2A		J90-0844-03	GUIDE (RAIL)		
110	3A		S74-0065-05	LEAF SWITCH		
DM	2B		A11-1114-08	SUB CHASSIS ASSY		
FM	3B		T42-0872-08	FEED MOTOR ASSY		
PU	1A		T25-0050-05	PICKUP KCP1H		
CD MECHANISM UNIT (D40-1619-05) : MGC-E9001						
1	3D	*	A10-3478-08	CHASSIS		
6	3D	*	D10-3891-08	FRICTION ARM		
7	3D	*	D13-1940-08	GEAR		
8	3D	*	J31-0882-08	COLLAR(LOAD)		
9	2C	*	D13-1941-08	GEAR		
11	2C	*	D15-0418-08	PULLEY GEAR		
12	2C	*	D16-0731-08	DRIVE BELT		
13	1C	*	J99-0814-08	TRAY (SLIDE)		
14	2C	*	D13-1599-08	GEAR (IDLER)		
15	2D	*	G09-0670-08	WIRE SPRING		
20	2C	*	B30-2553-08	LED (SIR-34ST3F)		
21	2D	*	D13-1604-08	GEAR (HELICAL)		
22	1C	*	D10-3892-08	LOCK ARM		
23	1D	*	G01-3931-08	EXTENSION SPRING (BRAKE)		
24	1D	*	J90-0870-08	SENSOR GUIDE		
25	1D	*	T95-0162-08	PHOTO TRANSISTOR (RPT-38PB3F)		
27	1C	*	S33-1022-05	PUSH SWITCH (SPPB12)		
29	1C	*	J99-0815-08	TRAY (ROTARY)		
31	1D	*	J21-6729-08	CLAMPER BKT		

L: Scandinavia K: USA P: Canada R: Mexico C: China I: Malaysia
Y: PX(Far East, Hawaii) T: Europe E: Europe G: Germany V: China(Shanghai)
Y: AAFES(Europe) X: Australia Q: Russia H: Korea M: Other Areas Δ indicates safety critical components.

PARTS LIST

RXD-402/452/502/552/572S/A41/A51

HOW TO READ THE PARTS LIST

Destination and Remarks columns have the abbreviation for the sale country and model. Letters in the destination mean the country. Numerals in the Remarks do the model. Example: "K and P" show all models for USA and Canada, markets. "2 and 4" does all models of RXD-402,-402E,-402W,-452,-452E,-452W and -A41.

ABBREVIATION OF MODEL AND MASS PRODUCTION'S DESTINATIONS

MODEL	CNT	Australia	Canada	China	England	Europe	Germany	Korea	Malaysia
ABB.		X	P	C	T	E	G	H	I
RXD-402	2	-	P	-	T	E	-	-	-
RXD-402E	2	-	-	-	-	E1	-	-	-
RXD-402W	2	-	-	-	-	-	-	-	-
RXD-452	4	X	-	-	T	E	-	-	-
RXD-452E	4	-	-	-	-	E1	-	-	-
RXD-452W	4	-	-	-	-	-	-	-	-
RXD-A41	4	-	P	-	-	-	-	-	-
RXD-502	5	-	P	-	-	E	-	-	-
RXD-502E	5	-	-	-	-	E1	-	-	-
RXD-502W	5	-	-	-	-	-	-	-	-
RXD-552	7	X	-	-	T	E	-	-	-
RXD-552E	7	-	-	-	-	E1	-	-	-
RXD-552W	7	-	-	-	-	-	-	-	-
RXD-572S	7	-	-	-	-	-	-	-	-
RXD-A51	7	-	P	-	-	-	-	-	-
MODEL	CNT	Mexico	PX/AAFES	Russia	Scandinavia	Shanghai	USA	Other area	
ABB.		R	Y	Q	L	V	K	M	
RXD-402	2	-	-	-	-	-	K	-	-
RXD-402E	2	-	-	-	-	-	-	-	-
RXD-402W	2	-	-	Q	-	-	-	-	-
RXD-452	4	-	Y	-	-	-	-	M	-
RXD-452E	4	-	-	-	-	-	-	-	-
RXD-452W	4	-	-	Q	-	-	-	-	-
RXD-A41	4	-	-	-	-	-	K	-	-
RXD-502	5	-	-	-	-	-	K	-	-
RXD-502E	5	-	-	-	-	-	-	-	-
RXD-502W	5	-	-	Q	-	-	-	-	-
RXD-552	7	-	Y	-	-	-	-	M	-
RXD-552E	7	-	-	-	-	-	-	-	-
RXD-552W	7	-	-	Q	-	-	-	-	-
RXD-572S	7	-	-	-	-	-	-	M1	-
RXD-A51	7	-	-	-	-	-	K	-	-

* New Parts

Parts without **Parts No.** are not supplied.Les articles non mentionnés dans le **Parts No.** ne sont pas fournis.Teile ohne **Parts No.** werden nicht geliefert.

21

Ref. No	Add-ress	New Parts	Parts No.	Description	Desti-nation	Re-marks
32	1D	*	T99-0613-08	MAGNET		
33	1D	*	J11-0846-08	CLAMPER		
34	2D	*	J19-5999-08	HOLDER		
35	2D		J02-1174-08	INSULATOR 37 BLUE		
36	2D		J02-1175-08	INSULATOR 25 GREEN		
38	2D	*	D10-3893-08	SLIDER (CAM)		
39	1C, 3C		D14-0361-08	ROLLER (TRAY)		
40	1C, 2C	*	S64-0044-08	LEVER SWITCH (SSS-23-3)		
45	2D, 3D	*	E35-2366-08	FLAT CABLE (9P)		
46	2D, 3D	*	E40-8419-08	FLAT CABLE CONNECTOR (9P)		
47	2D, 3D	*	E35-2367-08	FLAT CABLE (16P)		
48	3D	*	E35-2368-08	WIRING HARNESS (6P)		
56	2D		RD14BB2C331J	CARBON FILM RESISTOR		
57	3D		G13-0521-08	CUSHION		
61	3D		E40-8106-08	PIN ASSY		
62	3D	*	E40-8420-08	FLAT CABLE CONNECTOR (33P)		
63	3D	*	E40-8421-08	FLAT CABLE CONNECTOR (16P)		
66	1D	*	G10-0500-08	CUSHION SHEET		
AA			N89-2614-45	SCREW (M2.6X14)		
AB			N09-3377-08	SCREW (SUB-L)		
AC			N89-2008-46	SCREW (M2X8)		
AD			N09-3141-08	SCREW (F)		
AE			N89-2608-46	SCREW (M2.6X8)		
AF			N09-3140-08	SCREW (E)		
AG			N09-3225-05	SCREW (A2)		
AH		*	N09-3369-08	SCREW (2.6X6)		
AJ		*	N09-5104-08	SCREW (A)		
AK			N09-3489-08	SCREW (J)		
AL		*	N19-1490-08	POLY WASHER (10X6.4X0.8)		
AM			N16-0026-46	SPRING WASHER		
LM	3C	*	T42-0949-08	MOTOR ASSY		
RTM	2D	*	T42-0950-08	MOTOR ASSY		
CASSETTE MECHANISM UNIT (D40-1618-05)						
401	1F		A10-3157-08	CHASSIS BASE		
405	1G		D01-0119-08	FLYWHEEL ASSY LEFT		
406	2G		D01-0205-08	FLYWHEEL ASSY RIGHT		
431	1F		D19-0310-08	CLUTCH ASSY		
489	2F		T94-0225-08	SOLENOID SHAFT		
491	1E	*	W02-2695-08	ELECTRIC UNIT		
BJ	1F	*	D16-0730-08	JOINT BLET		
BM	1G		D16-0371-08	MAIN BELT		
BR	2G		D16-0372-08	REEL BELT		
PF	2F		D14-0399-08	PINCH ROLLER ASSY (FWD)		
PR	2E		D14-0400-08	PINCH ROLLER ASSY (RVS)		
CC			N19-0904-08	WASHER		
CD			N19-0905-08	WASHER		
CE			N19-1214-08	WASHER		
MM	1F	*	T42-0948-08	MAIN MOTOR ASSY		
PH	2E	*	T31-0078-08	PLAYBACK HEAD		
RPEH	22E		T39-0038-08	REC/PLAYBACK/ERASE HEAD		

L : Scandinavia

K : USA

P : Canada

R : Mexico

C : China

I : Malaysia

Y : PX(Far East, Hawaii)

T : Europe

E : Europe

G : Germany

V : China(Shanghai)

Y : AAFES(Europe)

X : Australia

Q : Russia

H : Korea

M : Other Areas

Δ indicates safety critical components.

SPECIFICATIONS

Main unit

[Amplifier section]

(XD-5...Series)

Rated power output (For U.S.A. and Canada)

80 watts per channel minimum RMS, both channels driven, at 6 Ω from 40 Hz to 15 kHz with no more than 0.9 % total harmonic distortion. (FTC)

Effective output power during STEREO operation

(Except for U.S.A. and Canada)

1 kHz, 10 % T.H.D., 6 Ω 100 W + 100 W

Rated output power during STEREO operation

(For U.K., Europe and Russia)

(DIN) 1 kHz, 0.7 % T.H.D., 6 Ω 70 W + 70 W

(Other countries)

1 kHz, 1.0 % T.H.D., 6 Ω 80 W + 80 W

(XD-4...Series)

Rated power output (For U.S.A. and Canada)

50 watts per channel minimum RMS, both channels driven, at 6 Ω from 40 Hz to 15 kHz with no more than 0.9 % total harmonic distortion. (FTC)

Effective output power during STEREO operation

(Except for U.S.A. and Canada)

1 kHz, 10 % T.H.D., 6 Ω 70 W + 70 W

Rated output power during STEREO operation

(For U.K., Europe and Russia)

(DIN) 1 kHz, 0.7 % T.H.D., 6 Ω 50 W + 50 W

(Other countries)

1 kHz, 1.0 % T.H.D., 6 Ω 55 W + 55 W

Signal to noise ratio

MD/DVD INPUT 90 dB (IHF' 66)

Input sensitivity / impedance

MD/DVD INPUT (XD-5...Series) 270 mV / 47 k Ω
(XD-4...Series) 300 mV / 47 k Ω

Output level / impedance

SUPER WOOFER PREOUT (XD-5...Series) 1.3 V / 620 Ω
(XD-4...Series) 1.0 V / 620 Ω

[Tuner section]

FM tuner section

Tuning frequency range 87.5 MHz ~ 108 MHz

(For Russia) 65.0 MHz ~ 74.0 MHz

MW (AM) Tuner section

Tuning frequency range

For U.K., Europe and Russia 531 kHz ~ 1,602 kHz

Other countries

9 kHz step 531 kHz ~ 1,602 kHz

10 kHz step 530 kHz ~ 1,610 kHz

For U.S.A. and Canada 530 kHz ~ 1,700 kHz

LW Tuner section (For U.K. and Russia)

Tuning frequency range 153 kHz ~ 279 kHz

SW Tuner section (XD-572S only)

Tuning frequency range 5.9 MHz ~ 17.9 MHz

[Cassette deck section]

Track 4-track, 2-channel stereo

Recording system AC bias system
(Frequency: 105 kHz)

Heads

A deck Playback head 1

B deck Playback / recording head 1

Erasing head 1

Fast winding time Approx. 115 seconds
(C-60 tape)

[CD player section]

Laser Semiconductor laser

Wow & Flutter Less than unmeasurable Limit
(Except for U.S.A. and Canada)

Digital output (Optical) - 15 dBm ~ - 21 dBm
(Wave length 660 nm)

[General]

Power consumption (XD-5...Series) 200 W
(XD-4...Series) 150 W

Dimensions W : 280 mm (11")

H : 330 mm (13")

D : 390 mm (15-3/8")

Weight (net) (XD-5...Series) 9.9 kg (21.8 lb)
(XD-4...Series) 9.2 kg (20.2 lb)



1. KENWOOD follows a policy of continuous advancements in development. For this reason specifications may be changed without notice.
2. Sufficient performance may not be possible at very low temperatures (0°C or less).

RXD-402/452/502/552/572S/A41/A51

SPECIFICATIONS

Main unit

[Amplifier section]

(XD-A51)

Rated power output (For U.S.A. and Canada)

80 watts per channel minimum RMS, both channels driven, at 6 Ω from 40 Hz to 15 kHz with no more than 0.9 % total harmonic distortion. (FTC)

(XD-A41)

Rated power output (For U.S.A. and Canada)

50 watts per channel minimum RMS, both channels driven, at 6 Ω from 40 Hz to 15 kHz with no more than 0.9 % total harmonic distortion. (FTC)

Signal to noise ratio

MD/DVD INPUT 90 dB (IHF' 66)

Input sensitivity / impedance

MD/DVD INPUT (XD-A51) 270 mV / 47 k Ω
(XD-A41) 300 mV / 47 k Ω

Output level / impedance

SUPER WOOFER PREOUT (XD-A51) 1.3 V / 620 Ω
(XD-A41) 1.0 V / 620 Ω

[Tuner section]

FM tuner section

Tuning frequency range 87.5 MHz ~ 108.0 MHz

AM Tuner section

Tuning frequency range 530 kHz ~ 1,700 kHz

[Cassette deck section]

Track 4-track, 2-channel stereo

Recording system AC bias system
(Frequency: 105 kHz)

Heads

A deck Playback head 1

B deck Playback / recording head 1

Erasing head 1

Fast winding time Approx. 115 seconds
(C-60 tape)



- 1.KENWOOD follows a policy of continuous advancements in development. For this reason specifications may be changed without notice.
- 2.Sufficient performance may not be possible at very low temperatures (0°C or less).

Note:

Component and circuit are subject to modification to insure best operation under differing local conditions. This manual is based on General market(M) standard, and provides information on regional circuit modification through use of alternate schematic diagrams, and information on regional component variations through use of parts list.

KENWOOD CORPORATION

14-6,Dogenzaka 1-chome, Shibuya-ku, Tokyo, 150-8501 Japan

KENWOOD SERVICE CORPORATION

P.O BOX 22745, 2201 East Dominguez St., Long Beach, CA 90801-5745, U.S.A.

KENWOOD ELECTRONICS CANADA INC.

6070 Kestrel Road, Mississauga, Ontario, Canada L5T 1S8

KENWOOD ELECTRONICS LATIN AMERICA S.A.

P.O.BOX 55-2791, Piso 6 plaza Chase, Cl. 47 y Aquilino de la Guardia Panama, Republic de Panama

KENWOOD ELECTRONICS BRASIL LTDA.

Av. Moema, 170-17", Andar-Cobertura "B", Ed. Maximum Service Center, 04077-020 Moema, São Paulo-SP-Brasil

KENWOOD ELECTRONICS U.K. LIMITED

KENWOOD House, Dwight Road, Watford, Herts., WD1 8EB., United Kingdom

KENWOOD ELECTRONICS BELGUM N.V.

Meachelsesteenweg 418, B-1930 Zaventem, Belgium

KENWOOD ELECTRONICS DEUTSCHLAND GMBH

Rembrücker Str. 15, 63150 Heusenstamm, Germany

KENWOOD ELECTRONICS FRANCE S.A.

13 Boulevard Ney, 75018 Paris, France

[CD player section]

Laser Semiconductor laser
Wow & Flutter Less than unmeasurable Limit

[General]

Power consumption (XD-A51) 200 W
(XD-A41) 150 W

Dimensions W : 280 mm (11")

H : 330 mm (13")

D : 390 mm (15-3/8")

Weight (net) (XD-A51) 9.9 kg (21.8 lb)
(XD-A41) 9.2 kg (20.2 lb)

KENWOOD ELECTRONICS ITALIA S.p.A.

Via G. Sirtori, 7/9 20129, Milano, Italy

KENWOOD IBÉRICA S.A.

Bolivia, 239-08020 Barcelona, Spain

KENWOOD ELECTRONICS AUSTRALIA PTY. LTD.

(A.C.N. 001499 074)

P.O.Box 504, 8 Figtree Drive, Australia Centre, Homebush, N.S.W. 2140, Australia

KENWOOD & LEE ELECTRONICS, LTD.

Unit 3712-3724, Level 37, Tower 1, Metroplaza, 223 Hing Fong Road, Kwai Fong N.T., Hong Kong

KENWOOD ELECTRONICS GULF FZE

P.O.Box 61318, Jebel Ali, Dubai, U.A.E.

KENWOOD ELECTRONICS SINGAPORE PTE LTD.

No. 1 Genting Lane #02-02, KENWOOD Building, Singapore, 349544

KENWOOD ELECTRONICS (MALAYSIA) SDN BHD.

#4.01 Level 4, Wisma Academy Lot 4A, Jalan 19/1 46300 Petaling Jaya Selangor Darul Ehsan Malaysia

KENWOOD ELECTRONICS (THAILAND) CO., LTD.

2019 New Pechburi Road, Bangkapi, Huaykwang, Bangkok, 10320 Thailand